

Technical University of Denmark



Electrochemical Reduction of CO₂ on Compositionally Variant Au-Pt Bimetallic Thin Films

Ma, Ming; Hansen, Heine Anton; Valenti, Marco ; Wang, Zegao; Cao, Anping ; Dong, Mingdong; Smith, Wilson A.

Published in:
Nano Energy

Link to article, DOI:
[10.1016/j.nanoen.2017.09.043](https://doi.org/10.1016/j.nanoen.2017.09.043)

Publication date:
2017

Document Version
Publisher's PDF, also known as Version of record

[Link back to DTU Orbit](#)

Citation (APA):
Ma, M., Hansen, H. A., Valenti, M., Wang, Z., Cao, A., Dong, M., & Smith, W. A. (2017). Electrochemical Reduction of CO₂ on Compositionally Variant Au-Pt Bimetallic Thin Films. *Nano Energy*, 42, 51-57. DOI: 10.1016/j.nanoen.2017.09.043

DTU Library


Technical Information Center of Denmark

General rights

Copyright and moral rights for the publications made accessible in the public portal are retained by the authors and/or other copyright owners and it is a condition of accessing publications that users recognise and abide by the legal requirements associated with these rights.

- Users may download and print one copy of any publication from the public portal for the purpose of private study or research.
- You may not further distribute the material or use it for any profit-making activity or commercial gain
- You may freely distribute the URL identifying the publication in the public portal

If you believe that this document breaches copyright please contact us providing details, and we will remove access to the work immediately and investigate your claim.



Full paper

Electrochemical reduction of CO₂ on compositionally variant Au-Pt bimetallic thin films



Ming Ma^a, Heine A. Hansen^b, Marco Valenti^a, Zegao Wang^c, Anping Cao^d, Mingdong Dong^c, Wilson A. Smith^{a,*}

^a Materials for Energy Conversion and Storage (MECS), Department of Chemical Engineering, Faculty of Applied Sciences, Delft University of Technology, Van der Maasweg 9, 2629 HZ Delft, The Netherlands

^b Department of Energy Conversion and Storage, Technical University of Denmark, 2800 Kgs. Lyngby, Denmark

^c Interdisciplinary Nanoscience Center (iNANO), Aarhus University, DK 8000 Aarhus City, Denmark

^d Department of Chemical Engineering and Chemistry, Eindhoven University of Technology, 5600 MB Eindhoven, The Netherlands

ARTICLE INFO

Keywords:

CO₂ conversion
Bimetallic catalysts
Au-Pt alloy thin films
Electrocatalysis

ABSTRACT

The electrocatalytic reduction of CO₂ on Au-Pt bimetallic catalysts with different compositions was evaluated, offering a platform for uncovering the correlation between the catalytic activity and the surface composition of bimetallic electrocatalysts. The Au-Pt alloy films were synthesized by a magnetron sputtering co-deposition technique with tunable composition. It was found that the syngas ratio (CO:H₂) on the Au-Pt films is able to be tuned by systematically controlling the binary composition. This tunable catalytic selectivity is attributed to the variation of binding strength of COOH and CO intermediates, influenced by the surface electronic structure (d-band center energy) which is linked to the surface composition of the bimetallic films. Notably, a gradual shift of the d-band center away from the Fermi level was observed with increasing Au content, which correspondingly reduces the binding strength of the COOH and CO intermediates, leading to the distinct catalytic activity for the reduction of CO₂ on the compositionally variant Au-Pt bimetallic films. In addition, the formation of formic acid in the bimetallic systems at reduced overpotentials and higher yield indicates that synergistic effects can facilitate reaction pathways for products that are not accessible with the individual components.

1. Introduction

Converting CO₂ electrochemically into fuels and valuable chemicals has great potential for the utilization of captured CO₂ [1–6]. For a sustainable production of fuels and value-added chemicals with zero carbon emission, renewable electricity sources can be used to power the electrocatalytic reduction of CO₂ [1,7]. One of the main challenges for achieving this goal is to develop a cost-effective electrocatalysts, which is capable of reducing CO₂ efficiently with controllable selectivity and long-term stability. Primary investigations studied various polycrystalline metallic materials for the electrochemical reduction of CO₂ in aqueous electrolyte [2,3,8–11]. While several polycrystalline metal catalysts have been identified with the capability to electrocatalytically reduce CO₂, the high overpotential required for driving selective CO₂ reduction with suppressed H₂ evolution and the fast catalytic deactivation in favor of H₂O reduction significantly limits the potential for large-scale applications [12,13].

The electrocatalytic reduction of CO₂ is a multi-step reaction with many reaction intermediates (such as COOH and CO) that are bound to

the catalyst surface. The binding strength of these intermediates plays a key role in determining the selectivity to form specific reaction products [14–17]. Recently, bimetallic electrocatalysts have attracted considerable attention as a promising approach to improve the catalytic activity and selectivity of CO₂ reduction [18–24]. Alloying two metals can alter the electronic structure of a catalyst, which in turn alters the binding strength of intermediates due to both electronic and geometric effects [19,25]. Furthermore, the electronic properties of alloys could be due to the combination of the individual contribution of each metal, or a rehybridization of the two metals' orbitals. Density functional theory (DFT) has been utilized for calculating the binding energy of multiple intermediates on various alloys, giving a theoretical basis for developing suitable bimetallic alloy catalysts with high catalytic activity for a desired product [14–16,26].

Experimentally, it has been demonstrated that the interaction of the two different metal atoms in a bimetallic alloy could significantly influence the catalytic activity and selectivity in the electroreduction of CO₂. Recently, Koper et al. [27] reported that bimetallic Pd-Pt alloy nanoparticles exhibit a very low onset potential for the reduction of CO₂

* Corresponding author.

E-mail address: W.Smith@tudelft.nl (W.A. Smith).

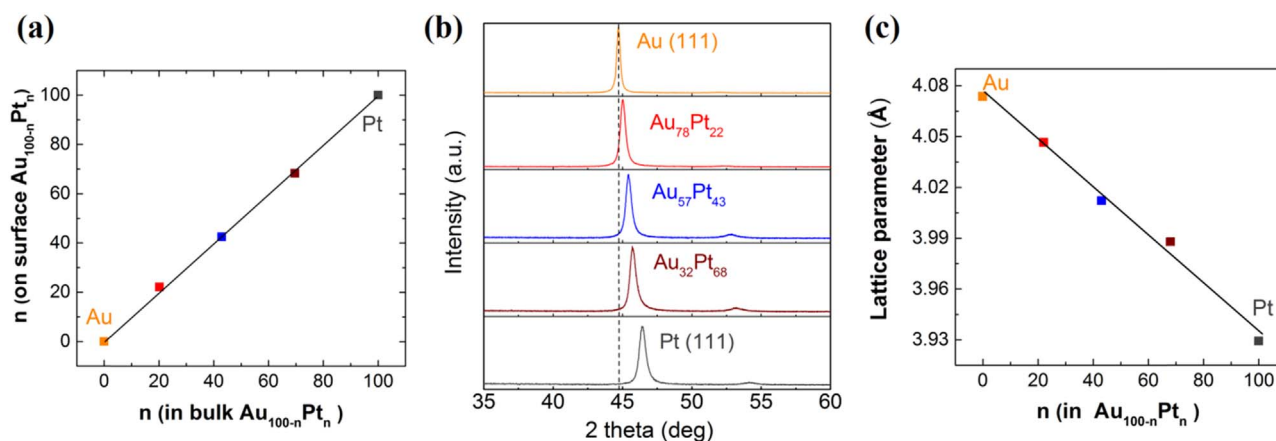


Fig. 1. Characterization of Au-Pt bimetallic films. (a) A comparison of surface composition with bulk composition of Au-Pt film measured by XPS and EDS, respectively. (b) XRD patterns of pure Au (orange line), pure Pt (gray line) and Au_{100-n}Pt_n bimetallic films. (c) Variation of the lattice parameter of the Au-Pt bimetallic alloys as a function of the Pt content.

to HCOOH of ~ 0 V vs. the reversible hydrogen electrode (RHE) and a high faradaic efficiency (FE) of 88% for HCOOH formation at -0.4 V vs. RHE. In addition, Takanabe et al. [18] discovered that a nanostructured Cu-In bimetallic alloy prepared by the in situ electrochemical reduction of Cu₂O in InSO₄ electrolytes is able to reduce CO₂ to CO with a FE of 85% at -0.6 V vs. RHE. Furthermore, the dramatically improved FE for the reduction of CO₂ to CO has also been achieved on nanostructured Cu-Sn and Cu-Pd bimetallic catalysts at reduced overpotentials [20,28]. While impressive progress has been made on the improvement of the catalytic activity and selectivity for the reduction of CO₂ on alloy catalysts, the fundamental understanding of the correlation of the composition of bimetallic catalysts with the catalytic activity remains unclear. This discrepancy largely comes from the fact that many of the studied catalysts for CO₂ reduction are nanostructured materials, which make it difficult to distinguish the effects of bimetallic composition and surface morphology (each of which can contribute to altered CO₂ reduction performance). Furthermore, synergistic effects of bimetallic systems have not been explained by existing models due to the complexity of the nanostructured surfaces and compositional variation.

Au is the most active metal electrocatalysts for the reduction of CO₂ to CO, however, the catalytic activity on Au is still limited by the activation of CO₂ to stabilize COOH [17]. In contrast, Pt provides favorable activation and conversion of CO₂ to adsorbed CO (limiting step is CO desorption) [17]. Herein, we present the first exploration of the electrocatalytic reduction of CO₂ on Au-Pt bimetallic thin films with controllable compositions and planar morphology. These bimetallic planar films provide an ideal platform for investigating the electronic and synergistic effects on the binding strength of intermediates and the formation of final products by tuning the composition of bimetallic catalysts while keeping the surface morphology consistent. A systematic experimental and theoretical investigation elaborates the mechanism of the effect of binary catalyst composition on the catalytic activity and selectivity of CO₂ reduction, revealing that major products formation (H₂ and CO) closely follows the surface compositional change, while the formation of HCOOH on Au-Pt films was found to occur at lower overpotentials and with significantly improved amounts. Thus, the surface composition and bimetallic synergy of two metals both contribute to the overall CO₂ reduction performance of Au-Pt electrocatalysts.

2. Results and discussion

2.1. Fabrication and characterization of bimetallic Au-Pt films

For obtaining high purity Au-Pt bimetallic films, Au-Pt films were

deposited by a magnetron sputtering co-deposition technique (separated targets) at an argon pressure of 0.3 Pa, as shown in Fig. S1. In this co-deposition process, the deposition rates of the two target materials (Au and Pt) were manipulated by adjusting the deposition power, respectively, for synthesizing the controllable compositions of binary metals. The composition of binary films will be hereafter expressed by the atomic ratio of Au and Pt (Au_{100-n}Pt_n, $0 \leq n \leq 100$). In addition, the thickness of the Au-Pt films were controlled by deposition time, and the cross-sectional scanning electron microscopy (SEM) image (Fig. S3) indicates that the Au-Pt binary electrocatalyst was comprised of ~ 60 – 70 nm thick film.

To confirm the surface composition of the deposited Au-Pt bimetallic films, X-ray photoelectron spectroscopy (XPS) measurements were performed. It was found that the surface atomic ratio of Au to Pt in the Au-Pt bimetallic film was tuned by altering the deposition rate of magnetron sputtering (Table S1). It has been reported that Au could segregate to the surface of binary films, which is caused by the low surface free energy of Au, resulting in slightly enriched Au in binary film [29]. Here, the bulk composition (Table S2) of the deposited Au-Pt bimetallic film were characterized by Energy-dispersive X-ray spectroscopy (EDS). The comparison of the bulk and surface composition of binary films is presented in Fig. 1a, which reveals that the bulk composition of the Au-Pt binary films was consistently identical to the surface composition of the films, indicating no obvious Au segregation at the surface of the binary films prepared by magnetron sputtering. The observation of no Au segregation at the surface is consistent with the previous work on Au-Pt bimetallic films fabricated using pulsed laser deposition [30]. Importantly, the surface composition of the Au-Pt films was maintained even after 2 h of electrolysis (Table S3).

X-ray diffraction (XRD) measurements were conducted for verifying the formation of the Au-Pt alloys. As noted in the XRD patterns (Fig. 1b), all compositions of the samples exhibited only one dominant diffraction peak which can be assigned to the diffraction of the (111) plane from the fcc crystal structure and the (111) peak position gradually shifted to larger 2θ with an increase of Pt content, indicating the formation of the Au-Pt bimetallic alloys [29]. The shift of the (111) peak towards larger 2θ with increasing Pt content is attributed to the reduced lattice parameter of Au-Pt alloy caused by the incorporation of Pt (the lattice parameter of the alloy is between the pure Au and Pure Pt). Here, the lattice parameter of Au-Pt alloys (Table S4) was extracted according to the XRD patterns and Bragg's law (Eqs. S1). A plot of the lattice parameter as a function of Pt content in the Au-Pt bimetallic films is displayed in Fig. 1c, which includes the lattice parameter of pure Au (0.40736 nm) and pure Pt (0.39290 nm) for comparison. A linear relationship between lattice parameter and the Pt content of Au-Pt films was observed (Fig. 1c), which is the typical characteristic of

alloying based on Vegard's law [30,31]. These results indicate that Au-Pt alloys were formed over the whole composition range without Au segregation at the surface.

2.2. Electrocatalytic CO₂ reduction activity

The electrochemical reduction of CO₂ on the Au-Pt bimetallic films with different compositions were performed in a CO₂-saturated 0.1 M KHCO₃ (99.95%) electrolyte (pH = 6.83) at room temperature and atmospheric pressure. The CO₂ electroreduction was conducted in an electrochemical cell, which is separated into working and counter electrode compartments by a Nafion-115 proton exchange membrane for preventing the oxidation of the CO₂ reduction products. The cathodic compartment was continuously purged with CO₂ at a constant flow rate, venting directly into the gas-sampling loop of a gas chromatograph (GC) for periodically quantifying the gas-phase products. To analyze liquid products produced in the CO₂ reduction, the CO₂ reduction electrolyte was collected after completion of the electrolysis experiments and then detected by ¹H nuclear magnetic resonance (NMR) [32].

The comparison of the electrocatalytic activity of the Au-Pt bimetallic alloys with different compositions is presented in Fig. 2. CO and H₂ were detected as the major products of CO₂ reduction on these Au-Pt bimetallic alloys (Fig. 2). At a fixed potential of -0.65 V vs. RHE, CO formation was not detected on pure Pt, and the highest CO faradaic efficiency of ~77% was observed on pure Au. Interestingly, the Au-Pt bimetallic alloys exhibited a gradually enhanced FE for CO formation as the Au content increased, simultaneously accompanying with decreased FE for H₂ evolution, which reveals that the syngas ratio (CO:H₂) could be tailored in the electroreduction of CO₂ at a fixed potential by systematically tuning the composition of the Au-Pt bimetallic films.

To gain a deeper understanding of the trend of the electrocatalytic activity of CO₂ reduction on Au-Pt alloys with different compositions, the FE for the major products was plotted at various potentials (Fig. 3). With increasing overpotentials, the Au-Pt bimetallic catalysts with various compositions all experienced a gradually increased FE for the reduction of CO₂ to CO, while the peak FE for CO on pure Au was achieved at -0.6 V vs. RHE and then a gradual decrease in the FE for CO was detected with further increasing overpotentials. In addition, the opposite tendency in FE for CO and H₂ was also observed on the Au-Pt bimetallic films with different compositions at various potentials. As displayed in Fig. 3a and b, the increase in the FE for CO formation followed the correspondingly reduced FE for H₂ evolution with increasing Au incorporation at various potentials. In this study, during the various potential tests for CO₂ reduction, CO formation on Pt was only detected at -0.7 V vs. RHE with a very low FE of 1%, and the CO formation on Au₃₂Pt₆₈, Au₅₇Pt₄₃ and pure Au was able to be detected at -0.4 V, -0.35 V and -0.3 V vs. RHE, respectively, which implies the decreased overpotential for the reduction of CO₂ to CO with increasing

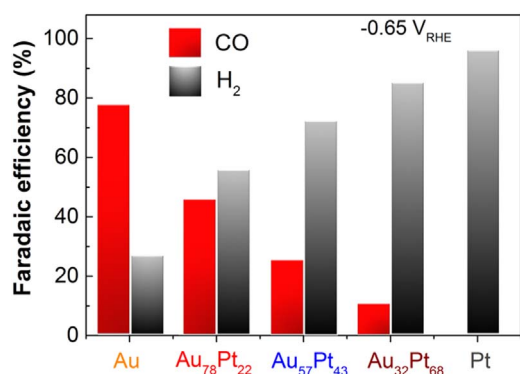


Fig. 2. Faradaic efficiency for CO on Au-Pt bimetallic alloys with different compositions at -0.65 V versus RHE in CO₂-saturated 0.1 M KHCO₃ electrolyte (pH = 6.8).

Au content of Au-Pt bimetallic catalysts (Fig. 3a). Furthermore, a plot of the partial current density for CO formation as a function of potential in Fig. 3c also reveals a positive shift for the onset potential in the reduction of CO₂ to CO with incorporating more Au into binary films. These results indicate that the catalytic activity for the reduction of CO₂ to CO and the competing H₂ evolution can be tuned on the Au-Pt bimetallic films by systematically controlling the atomic ratio of Au/Pt.

In addition to the observed major products, formate was detected as a liquid product. As presented in Fig. 4, the formation of HCOOH (FE of 1.4%) started to be detected on pure Au at -0.6 V vs. RHE, and at a less negative potential of -0.55 V vs. RHE, a FE of 2% for HCOOH was observed on Au₇₈Pt₂₂ (Fig. 4). Notably, for driving the electrocatalytic reduction of CO₂ to HCOOH, a potential of -0.5 vs. RHE was required on the Au₅₇Pt₄₃, which is a positive shift of 100 mV and 50 mV in comparison with pure Au and Au₇₈Pt₂₂, respectively. These findings imply that the Pt content (< 50 at%) in Au-Pt bimetallic catalysts may facilitate the electrocatalytic reduction of CO₂ to HCOOH formation at a reduced overpotential. With further increasing the Pt composition, the potential required for driving the reduction of CO₂ to HCOOH formation shifted back to a more negative potential (-0.6 V and -0.65 V vs. RHE were required for Au₃₂Pt₆₈ and Pt, respectively). This observation may be due to the synergy of having Au and Pt atoms next to each other, which provide binding sites for reaction intermediates which favor the formation of HCOOH. All the above results indicate that the catalytic activity and selectivity for major products formation in CO₂ reduction is strongly linked to the surface composition of the Au-Pt bimetallic alloys, while the synergy of the two metals allows the increased production of minor products at lower overpotentials.

To gain further insights into the influence of the binary composition on the catalytic activity of CO₂ reduction, it is critical to distinguish the electronic effect and the geometric effect [19,25]. The electronic effect is linked to the change of electronic structure that is tuned with surface composition of bimetallic catalysts, which results in the variation of the binding strength of intermediates. In addition, the geometric effect that is correlated with the atomic arrangement at the active site which has a significant influence on the interaction between adsorbed species and the surface atoms [19]. In our study, the surface roughness was analyzed by atomic force microscopy (Fig. S5, all films on polished Si substrates had a roughness of 0.3–0.5 nm), showing magnetron sputtering is able to deposit uniform flat surface layer for all different compositional alloys, which implies that the variation of the catalytic activity with changing the bimetallic composition should be mainly related to the surface electronic effect.

For the effect of the electronic properties on the catalytic activity and selectivity, d-states (that are close to the Fermi level) of transition metals play an important role in the binding strength of adsorbed species on the surface [25,31,33]. The higher energy of d-states leads to the stronger interaction with adsorbed intermediates [33]. Thus, alloying two metals may alter the average energy of the d-electrons of the catalyst surface, which is correlated with the variation of the binding strength of intermediates, leading to the change of catalytic activity and selectivity. Of particular note, it has been reported that value of d-band center can be used to represent the average energy of the d-electrons [33].

In order to reveal the variation of the average energy of the d-electrons with the bimetallic composition, high-resolution surface valence band XPS measurements were performed on Au-Pt bimetallic films. The surface valence band XPS spectra as a function of composition of the Au-Pt bimetallic films is presented in Fig. 5a (the observed surface valence bands could be from the combination of Au and Pt, or a rehybridization of the two metals' orbitals). The position of the d-band center of Au-Pt bimetallic films was determined according to Equation S (2), and was labeled with colored vertical lines in Fig. 5a, which indicates an obvious change of the d-band center with different atomic ratios of Au/Pt. The energy of the d-band center as a function of Pt content shown in Fig. 5b implies that pure Pt has the closest d-band

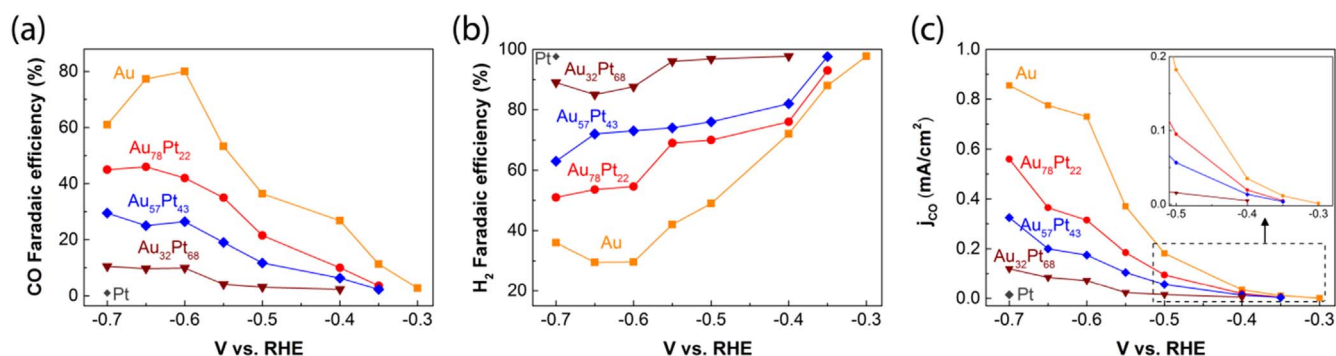


Fig. 3. Comparison of the electrocatalytic performance of Au-Pt bimetallic alloys with different compositions. Faradaic efficiency for CO (a) and H₂ (b) on Au-Pt bimetallic alloys with different compositions at various potentials in CO₂-saturated 0.1 M KHCO₃ electrolyte (pH = 6.8). (c) Partial current density for CO at various potentials.

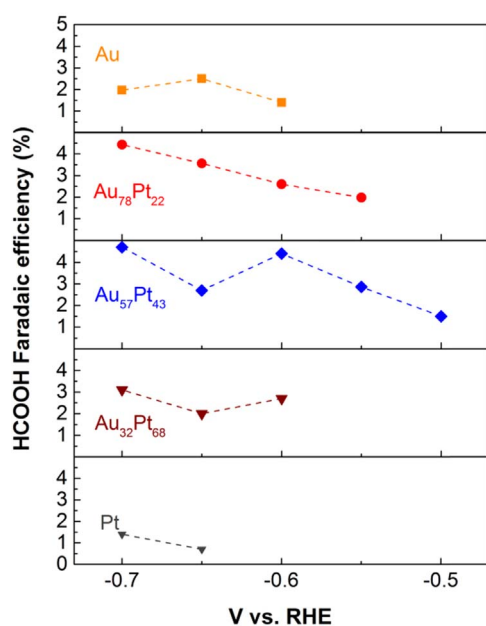


Fig. 4. Faradaic efficiency for HCOOH formation at various potentials in CO₂-saturated 0.1 M KHCO₃ electrolyte.

center ($E_d = 3.67$ eV) relative to the Fermi level (E_F). Notably, the d-band center of Au-Pt bimetallic films was shifted away from the Fermi level with gradually increasing Au content, correspondingly weakening the binding strength of intermediates on the surface, which is consistent with the reported bimetallic Au-Pt alloys [31].

Based on the catalytic CO₂ reduction performance of Au-Pt bimetallic films, we propose a mechanism to correlate the binding strength of COOH, CO and H intermediates on Au-Pt bimetallic films with the d-band center position relative to the Fermi level, as displayed in Fig. 6. For Pt, the E_d is very close to E_F (3.67 eV), which corresponds to the strongest binding strength of COOH and CO, indicating that the CO₂ activation for stabilizing COOH intermediate and the formation of adsorbed CO are facile. However, the desorption of CO from the surface is limited due to the strongest binding strength of CO on Pt (Fig. 6), which corresponds to the very low catalytic activity for the reduction of CO₂ to CO (Fig. 3a). This result is consistent with DFT simulation work for CO₂ reduction on Pt [17]. With increasing Au composition of Au-Pt bimetallic films, the E_d moves away from E_F by getting d-electrons from Au [31], which reduces the binding strength of COOH and CO with gradually increasing Au content, resulting in the gradually increased catalytic activity for the conversion of CO₂ into CO. The highest value of E_d (5.03 eV) was detected on pure Au, which offers weaker binding strength for COOH and CO, which is the optimum binding strength among transition metals for the reduction of CO₂ to CO [17],

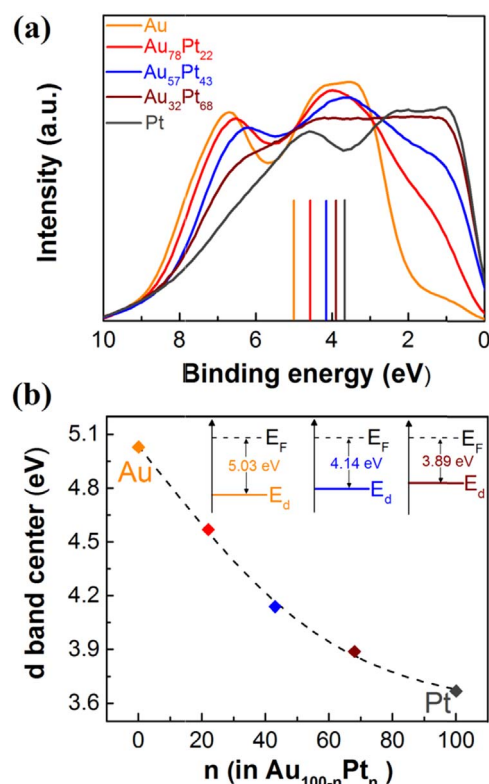


Fig. 5. Electronic properties of Au-Pt bimetallic films. (a) Comparison of surface valence band XPS spectra of Au-Pt bimetallic films with different composition (the binding energy is the value of $|E-E_F|$). The color line in the center represents the position of d-band center of the corresponding Au-Pt film. (b) Energy of d-band center as a function of Pt content. The inset shows the d-band center (E_d) position of Au and Au-Pt alloys with respect to the Fermi level.

corresponding to the highest catalytic activity for CO₂ reduction to CO on Au among the catalysts studied here.

The above discussion indicates that the binding strength at a mixed site is the average of the properties of the constituents, which likely implies that the binding strength for intermediates on the Au-Pt bimetallic films are correlated linearly with each other with tuning the binary composition, corresponding to the gradually enhanced catalytic activity for the reduction of CO₂ to CO with increasing Au content.

The binding energies of the reaction intermediates on Au-Pt bimetallic surface were further investigated by DFT simulations. The binding energies of COOH and CO intermediates on the Au-Pt alloys are shown in Fig. 7a together with the rate of CO₂ reduction to CO based on a previously published micro-kinetic model [17]. According to this model, optimum activity for CO production is obtained for appropriate binding energies of COOH and CO, which simultaneously allow facile

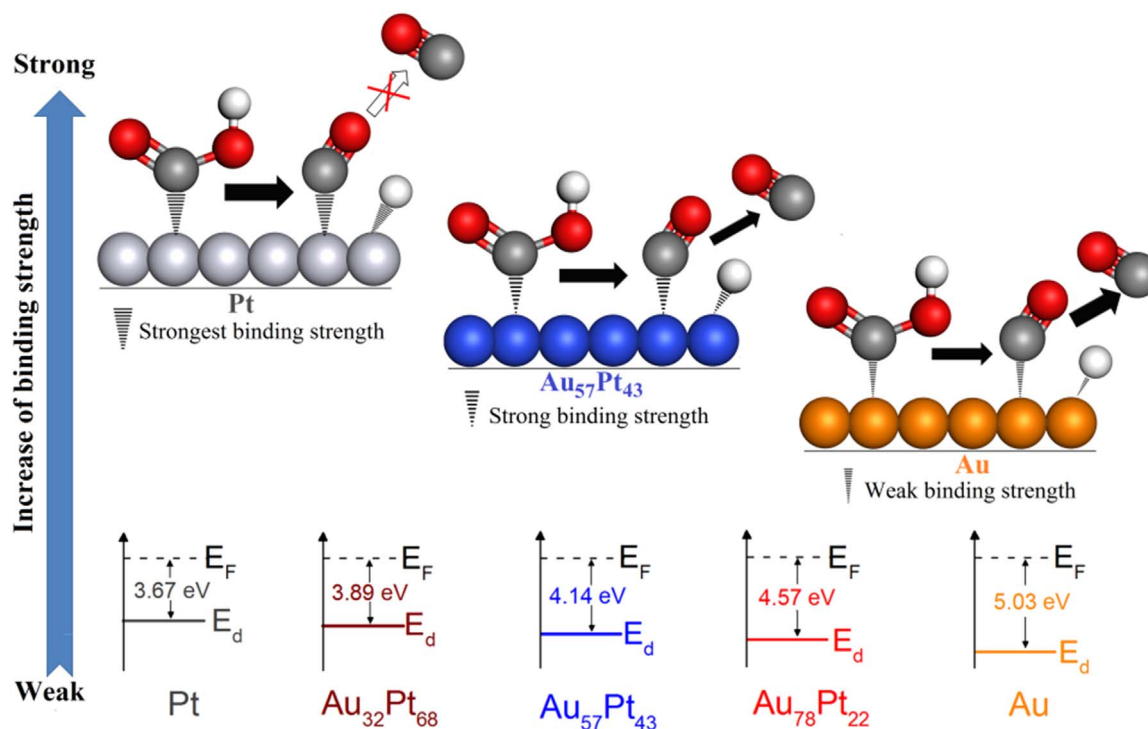


Fig. 6. Schematic illustration of binding strength of COOH, CO and H intermediates on Au-Pt bimetallic catalysts as a function of the d-band center position.

CO₂ activation and CO release. The catalytic activity on late transition metal and coinage metal surfaces is limited by a correlation between COOH and CO binding energies. The Au-Pt alloys studied here follow the same correlation between COOH and CO binding energies as discovered previously [17]. In addition, the variation in catalyst activity for CO production is linked to the change of hydrogen binding energy that is responsible for H₂ production [34], due to a correlation between CO and H binding energies as presented in Fig. 7b. Furthermore, the variation of electronic properties on bimetallic surfaces are induced by strain and ligand effects [35]. We find no correlation between alloy lattice constants and binding energies of COOH, CO, H on Au-Pt alloy (Fig. S7). However, the electronic ligand effect plays a significant role, which may lead to Au atoms in Au-Pt alloys binding intermediates stronger than pure Au and Pt binding intermediates weaker than pure Pt, implying that the binding energies of intermediates on the Au-Pt

alloy films lie in between pure Pt and pure Au. This result is consistent with our experimental work. In addition, the shift of the d-band center away from the Fermi level with increasing Au composition is also found from DFT calculation (Fig. S8).

This exploration of the electronic effect on the catalytic activity for CO₂ reduction in the bimetallic system suggests that the binding strength for intermediates on Au-Pt bimetallic films likely follows the scaling relation, which is in agreement with the previous DFT simulation work for Au-Pd alloy surfaces (a linear relationship is obtained between the adsorption strength of intermediates and the composition of alloy) [25]. In addition, it was reported that although the dramatically improved FE for the reduction of CO₂ to CO could be achieved on nanostructured Cu-In and Cu-Sn bimetallic catalysts at the reduced overpotentials, In and Sn deposited on flat Cu catalysts experienced a predominant H₂ evolution under similar conditions [18,20]. The

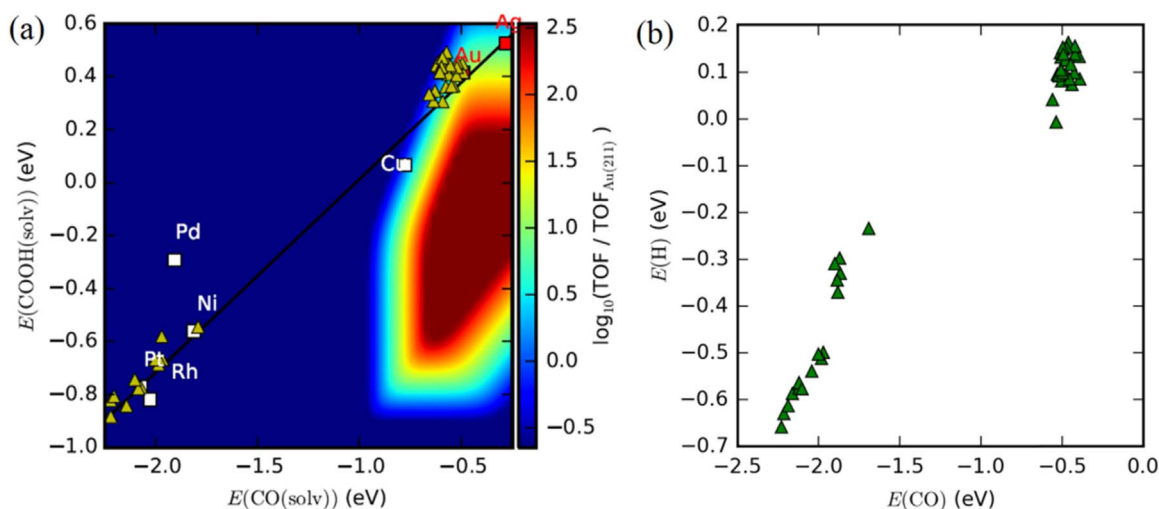


Fig. 7. (a) COOH and CO binding energies of Au-Pt (211) steps calculated from DFT shown over an activity map for CO production. (b) Correlation of CO and H binding energies on Au-Pt (211) steps.

significantly improved catalytic activity for CO₂ reduction only observed on the nanostructured Cu-In and Cu-Sn bimetallic surfaces is mainly ascribed to the synergistic geometric and electronic effects. It has been demonstrated that the geometric effect which could lead catalysts to deviate from the scaling relation has a significant effect on the adsorption of intermediates [19,25]. Thereby, it seems that a solely electronic effect of bimetallic alloys may not be enough to significantly break the scaling relation for dramatically improving the electrocatalytic reduction of CO₂. The atomic arrangement (nanostructure) should be also considered to design a bimetallic catalyst for the electroreduction of CO₂, which may be attributed to the synergistic geometric and electronic effects that contributes to the high-performance of bimetallic catalysts.

3. Conclusion

In summary, Au-Pt bimetallic thin films with tunable compositions were prepared with a uniform morphology, offering a platform for understanding the electronic effect on the catalytic activity for CO₂ reduction in a bimetallic system. The Au-Pt binary films exhibited a gradually improved catalytic activity for the reduction of CO₂ to CO with increasing the Au content, which is attributed to the variation of electronic properties caused by changing binary composition. We show that the d-band center was gradually shifted away from the Fermi level with increasing Au content, which weakens the binding strength of COOH and CO, resulting in the corresponding variation in catalytic activity for CO₂ reduction. In addition, with increasing Au composition, the binding strength of intermediates on the Au-Pt bimetallic films may still follow the scaling relation, which reveals that electronic effect alone in bimetallic catalysts is likely unable to break the scaling relation to freely tune the binding strength of a certain intermediate without affecting others for achieving a high CO₂ reduction performance. This study shows that a single electronic effect in bimetallic system could not reduce the required overpotential for the dramatically improved catalytic activity for CO₂ reduction to CO, and the atomic arrangement also needs to be taken into account to design a bimetallic catalyst for driving highly selective and efficient CO₂ reduction to CO at the reduced overpotential. In addition, the formation of formic acid in the bimetallic systems at reduced overpotentials indicates that synergistic effects can facilitate reaction pathways for products that are not accessible with the individual components.

Acknowledgements


This work is supported by an NWO VIDI grant awarded to Wilson A. Smith. Funding from the Lundbeck foundation (R141-2013-A13204) is also gratefully acknowledged. The Niflheim supercomputer at DTU was used for the computations performed in this work. The authors would like to thank Prof. Dr. Bernard Dam, Dr. Recep Kas and Divya Bohra for helpful discussions. We also would like to thank Dr. Kristina Djanashvili for assistance in the 400 MHz NMR experiments.

Appendix A. Supplementary material

Supplementary data associated with this article can be found in the online version at <http://dx.doi.org/10.1016/j.nanoen.2017.09.043>.

References

- [1] D.T. Whipple, P.J. A. Kenis, *J. Phys. Chem. Lett.* **1** (2010) 3451–3458.
- [2] K.P. Kuhl, T. Hatsukade, E.R. Cave, D.N. Abram, J. Kibsgaard, T.F. Jaramillo, *J. Am. Chem. Soc.* **136** (2014) 14107–14113.
- [3] J. Qiao, Y. Liu, F. Hong, J. Zhang, *Chem. Soc. Rev.* **43** (2014) 631–675.
- [4] N. Kornienko, Y. Zhao, C.S. Kley, C. Zhu, D. Kim, S. Lin, C.J. Chang, O.M. Yaghi, P. Yang, *J. Am. Chem. Soc.* **137** (2015) 14129–14135.
- [5] M. Ma, K. Djanashvili, W.A. Smith, *Angew. Chem. Int. Ed.* **55** (2016) 6680–6684.
- [6] F. Li, L. Chen, G.P. Knowles, D.R. MacFarlane, J. Zhang, *Angew. Chem. Int. Ed.* **56** (2017) 505–509.
- [7] M. Mikkelsen, M. Jørgensen, F.C. Krebs, *Energy Environ. Sci.* **3** (2010) 43–81.
- [8] M. Gattrell, N. Gupta, A. Co, *J. Electroanal. Chem.* **594** (2006) 1–19.
- [9] K.P. Kuhl, E.R. Cave, D.N. Abram, T.F. Jaramillo, *Energy Environ. Sci.* **5** (2012) 7050–7059.
- [10] Y. Hori, R. Takahashi, Y. Yoshinami, A. Murata, *J. Phys. Chem. B* **101** (1997) 7075–7081.
- [11] Y. Hori, *Modern Aspects of Electrochemistry*, Vol. 42 Springer, New York, 2008, p. 89.
- [12] Y. Chen, C.W. Li, M.W. Kanan, *J. Am. Chem. Soc.* **134** (2012) 19969–19972.
- [13] C.W. Li, M.W. Kanan, *J. Am. Chem. Soc.* **134** (2012) 7231–7234.
- [14] A.A. Peterson, J.K. Nørskov, *J. Phys. Chem. Lett.* **3** (2012) 251–258.
- [15] P. Hirunsit, W. Soodsawang, J. Limtrakul, *J. Phys. Chem. C* **119** (2015) 8238–8249.
- [16] H.A. Hansen, C. Shi, A.C. Lausche, A.A. Peterson, J.K. Nørskov, *Phys. Chem. Chem. Phys.* **18** (2016) 9194–9201.
- [17] H.A. Hansen, J.B. Varley, A.A. Peterson, J.K. Nørskov, *J. Phys. Chem. Lett.* **4** (2013) 388–392.
- [18] S. Rasul, D.H. Anjum, A. Jedidi, Y. Minenkov, L. Cavallo, K. Takanabe, *Angew. Chem. Int. Ed.* **54** (2015) 2146–2150.
- [19] D. Kim, J. Resasco, Y. Yu, A.M. Asiri, P. Yang, *Nat. Commun.* **5** (2014) 4948.
- [20] S. Sarfraz, A.T. Garcia-Esparza, A. Jedidi, L. Cavallo, K. Takanabe, *ACS Catal.* **6** (2016) 2842–2851.
- [21] Y. Zhao, C. Wang, G.G. Wallace, *J. Mater. Chem. A* **4** (2016) 10710–10718.
- [22] M. Li, J. Wang, P. Li, K. Chang, C. Li, T. Wang, B. Jiang, H. Zhang, H. Liu, Y. Yamauchi, N. Umezawa, J. Ye, *J. Mater. Chem. A* **4** (2016) 4776–4782.
- [23] Z. Yin, D. Gao, S. Yao, B. Zhao, F. Cai, L. Lin, P. Tang, P. Zhai, G. Wang, D. Ma, X. Bao, *Nano Energy* **27** (2016) 35–43.
- [24] D.A. Torelli, S.A. Francis, J.C. Crompton, A. Javier, J.R. Thompson, B.S. Brunschwig, M.P. Soriaga, N.S. Lewis, *ACS Catal.* **6** (2016) 2100–2104.
- [25] P. Liu, J.K. Nørskov, *Phys. Chem. Chem. Phys.* **3** (2001) 3814–3818.
- [26] J. Ko, B.-K. Kim, J.W. Han, *J. Phys. Chem. C* **120** (2016) 3438–3447.
- [27] R. Kortlever, I. Peters, S. Koper, M.T.M. Koper, *ACS Catal.* **5** (2015) 3916–3923.
- [28] M. Li, J. Wang, P. Li, K. Chang, C. Li, T. Wang, B. Jiang, H. Zhang, H. Liu, Y. Yamauchi, N. Umezawa, J. Ye, *J. Mater. Chem. A* **4** (2016) 4776–4782.
- [29] C. Hahn, D.N. Abram, H.A. Hansen, T. Hatsukade, A. Jackson, N.C. Johnson, T.R. Hellstern, K.P. Kuhl, E.R. Cave, J.T. Feaster, T.F. Jaramillo, *J. Mater. Chem. A* **3** (2015) 20185–20194.
- [30] E. Irissou, F. Laplante, S. Garbarino, M. Chaker, D. Guay, *J. Phys. Chem. C* **114** (2010) 2192–2199.
- [31] F. Chang, S. Shan, V. Petkov, Z. Skeete, A. Lu, J. Ravid, J. Wu, J. Luo, G. Yu, Y. Ren, C.-J. Zhong, *J. Am. Chem. Soc.* **138** (2016) 12166–12175.
- [32] M. Ma, K. Djanashvili, W.A. Smith, *Phys. Chem. Chem. Phys.* **17** (2015) 20861–20867.
- [33] J.K. Nørskov, T. Bligaard, J. Rossmeisl, C.H. Christensen, *Nat. Chem.* **1** (2009) 37–46.
- [34] J.K. Nørskov, T. Bligaard, A. Logadottir, J.R. Kitchin, J.G. Chen, S. Pandalov, U. Stimming, *J. Electrochem. Soc.* **152** (2005) 23–26.
- [35] J.R. Kitchin, J.K. Nørskov, M.A. Barteau, J.G. Chen, *Phys. Rev. Lett.* **93** (2004) 156801.




Dr. Ming Ma finished his Ph.D. research on the topic of selective electrocatalytic CO₂ conversion over metal surfaces, supervised by Dr. Wilson A. Smith at Department of Chemical Engineering, Delft University of Technology. Currently, he is a full-time researcher temporarily employed at Faculty of Applied Sciences, Delft University of Technology. His research interest mainly focuses on heterogeneous nanocatalysts for the electrochemical reduction of CO₂, including the fabrication, characterization, catalytic performance and reaction mechanism investigation of nanostructured metal catalysts.



Heine Anton Hansen obtained his Ph.D. at the Department of Physics at the Technical University of Denmark (DTU) in 2009, and he was a postdoc at Northwestern University and Stanford University before becoming a researcher at the Department of Energy Conversion and Storage at DTU in 2013. His research is focused on the modeling of electrochemical interfaces and reactions of small molecules based on density functional theory calculations and micro-kinetic modeling. He is particularly interested in the electrochemical reduction of CO₂ and CO to fuels, the oxygen reduction reaction, and water electrolysis.



Marco Valenti is a Ph.D. student supervised by Prof. Dr. Andreas Schmidt-Ott at Delft University of Technology, The Netherlands. His research is focused on developing efficient materials for solar-to-fuel energy conversion. His main interests are twofold: (i) improving the opto-electronic properties of water splitting semiconductor photoelectrodes by plasmonic nanoparticle functionalization, and (ii) studying the activity/selectivity in the electrochemical CO₂ reduction over noble metal alloy nanoparticles.



Mingdong Dong obtained his Ph.D. in Applied Physics from Aarhus University, Denmark in 2006. After post-doctoral research in Harvard University, he started his independent academic career as Assistant Professor and Associate Professor in Interdisciplinary Nanoscience Center (iNANO), Aarhus University. Currently, he is the group leader of Bio-SPM group. His research focuses on both the implementation and further development of a novel scanning probe microscope technique for biomedical applications and new functional materials.



Zegao Wang obtained his Ph.D. in Microelectronics and Solid-State Electronics from University of Electronic Science and Technology of China in 2014. Since 2014, he is a postdoctoral fellow in the Bio-SPM group, Aarhus University. His current research interest focuses on two-dimensional nanomaterials and their applications in electronic devices, biosensors and energy devices.



Dr. Wilson A. Smith is an Associate Professor in the Department of Chemical Engineering at Delft University of Technology. He earned his Ph.D. in Physics from the University of Georgia in 2010. After his postdoctoral research associate at the Universite Pierre et Marie Curie/Sorbonne, he began his current position in 2012 and his group focuses on fundamental processes related to photoelectrochemical water splitting, electrocatalytic water oxidation, and CO₂ reduction catalysis using inorganic nanostructured materials.



Anping Cao conducted her Ph.D. research on the topic of surface modified SiNWs for chemical sensing at the Department of Chemical Engineering, Delft University of Technology. Currently she is working as a post-doc in Eindhoven University of Technology, her research is focus on the liquid crystal based dynamic membrane for gas separation.