

Human Centered Hardware Modeling and Collaboration

Damon Stambolian
Kennedy Space Center
Engineering and Technology
Directorate
JFK Space Center, KSC, USA

Brad Lawrence
Kennedy Space Center
Human Engineering and
Performance Lab
JFK Space Center, KSC, USA

Katrine Stelges
Kennedy Space Center
Human Engineering and
Performance Lab
JFK Space Center, KSC, USA

Gena Henderson
Kennedy Space Center
Engineering and Technology
Directorate
JFK Space Center, KSC, USA

Abstract—In order to collaborate engineering designs among NASA Centers and customers, to include hardware and human activities from multiple remote locations, live human-centered modeling and collaboration across several sites has been successfully facilitated by Kennedy Space Center. The focus of this paper includes innovative approaches to engineering design analyses and training, along with research being conducted to apply new technologies for tracking, immersing, and evaluating humans as well as rocket, vehicle, component, or facility hardware utilizing high resolution cameras, motion tracking, ergonomic analysis, biomedical monitoring, work instruction integration, head-mounted displays, and other innovative human-system integration modeling, simulation, and collaboration applications.

Keywords—*Biomechanics, Vicon, Motion Capture, Virtual Environment, Systems Engineering, Collaboration*

I. INTRODUCTION - EXPERTISE AND TECHNOLOGY

In order to collaborate engineering designs among NASA Centers and customers, to include hardware and human activities from multiple remote locations, live human-centered modeling and collaboration across several sites has been successfully facilitated by Kennedy Space Center. The focus of this paper includes innovative approaches to engineering design analyses and training, along with research being conducted to apply new technologies for tracking, immersing, and evaluating humans as well as rocket, vehicle, component, or facility hardware utilizing high resolution cameras, motion tracking, ergonomic analysis, biomedical monitoring, work instruction integration, head-mounted displays, and other innovative human-system integration modeling, simulation, and collaboration applications. Computer modeling of virtual environments and objects motion capture is used to monitor real-time human movements along with the ergonomic software to view and provide actual biomechanical data for Real-time assessment of manufacturing processes within a collaborative virtual environment. Using state-of-the-art motion capture tools to examine human, machine, and environment interfaces provides exceptional insight into the products and processes. The lab creates immersive virtual reality environments from customer's CAD data to capture biomechanical data of humans while performing flight hardware assembly and maintenance functions. Figure-1.




Figure 1 Motion Capture Lab

II. CAPABILITIES

The lab has tracked up to three people at the same location with four objects also being tracked in the environment. There has been up to five remote locations connected together for an fully immersive collaborative environment. Engineers and Technicians are brought together from different centers (locations) to verify hardware design and process flow before the hardware is built. This provides an excellent pre-task briefing. Not only are we looking at the stresses on the human body but also human/machine interface, collision detection, and 1st person view. The Capabilities of the lab are:

- Live Motion Captures
- Tracking of 1 or more humans / objects with physical mock ups
- Real-time and Infinite Playback of Simulations
- Virtual Environments derived from CAD models
- Biomechanically correct Avatars
- Collaborative Environments between multiple locations

- Real time design assessment and process analysis
- Pre task orientation
- Human Factors Analyses and Risk Identification
- Human/Machine Interfaces
- Collision Detection
- First Person Visual Field of View
- 3D Simulation Videos

Figures 2, 3, and 4 show some human and hardware modeling.




Figure 2




Figure 3




Figure 4

III. COMPONENT TECHNOLOGY

The use of movable cameras helps reduce occlusion. Along with the full suit the lab uses rigid body markers, or a separate HMD/glove set up.

Siemens Jack allows accurate avatars connectivity with Vicon and gloves. The 1st person view that allows HMD usage and real-time ergonomic assessment which can be seen via live streaming .

The Motion Capture System (Vicon™) includes:

- (34) cameras on a 20'x20'x12' Truss
- Rigid body markers on HMD and objects
- (54) marker set on humans
- (1) pair of Cyber Gloves.

Figures 5, 6 and 7 show the use of HUD and motion capture.



Figure 5



Figure 6




Figure 7

Skilled team of engineers and analysts use the HEMAP integrated system to perform in-depth analyses of the project. Human interface and ergonomics analysis can provide valuable answers before finalizing designs and before committing resources. Risks are identified before equipment or hardware are built, which is cost efficient and valuable in the mitigation of risk

Results can successfully prevent risks and injuries to workers, while helping design engineers create safer equipment and hardware, through the use of motion capture cameras and equipment

The analysis includes: Lower Back Compression, Fatigue & Recovery, Static Strength Prediction, Energy Expenditure, Working Posture, Rapid Upper Limb Assessment, Manual Handling Limits.

The process includes, the Computer Science and Human Factors Engineers, the Project Requirement Identification, the CAD models to JT files conversation, the Virtual Environment creation, the Mock-up creation, if required, the Engineers' & Technicians' measurements to create accurate Avatars, the Cyber Gloves and HMD calibration, the Marker placement on Participants, and the Physical and Virtual World alignment. Figures 8 and 9 shows some of these processes as they were performed.



Figure 8



Figure 9

IV. VALIDATION

Various testing of the overall HEMAP system was performed. Visualization tests were performed to make sure original motions matched the simulated views. Dimensions of objects and participants were compared to measured values of the objects and avatars in the virtual environments. Human factors data for lower back analyses were compared to academia models, while NIOSH lifting motion-captured task compared to manual and electronic calculations. Overall, the HEMAP system functionality and repeatability were tested by applying the same posture and weight load to participants, collecting 72 data points, and analyzing to demonstrate consistency. In addition, processes were documented to apply consistent HEMAP approach to project assessment needs.

V. PROCESS FLOW

The process flow starts with the real time task, then a simulated task is done with the motion capture. Ultimately this motion capture is used to create a human model within the CAD model, and the stresses can be calculated using Jack. Figure-10.

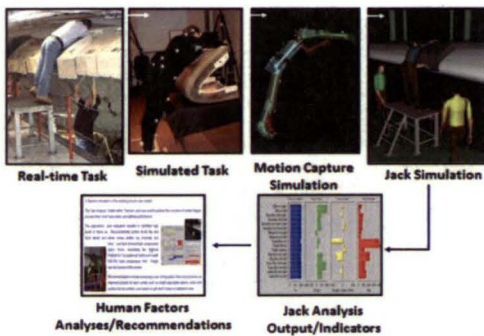


Figure 10

VI. PROJECTS:

The reach and posture project looked at the Installation and Removal of Wing Leading Edge Panels. The goal and problem was to identify risks associated with the task. The analyses and findings were excessive reach, greatest forces to ankles and back. The recommendations were to modify a stand for height adjustability and for larger work surface to allow for 2-person lift. The result was a new 2-person stand with height-adjustability implemented.

The posture and fatigue project looked at the window polycarbonate cover installation. The goal and problem: was to develop an ergonomic solutions to improve installation

process. The analyses and findings identified high levels of stress on musculoskeletal system and excessive fatigue on the body. The recommendation was to implement support fixture to attach to bottom of panel and use of a back support, and to provide for breaks during long-duration task. Figures 11 to 14 show the actual activity, the motion capture, the Vicon model, and then the virtual human in the CAD environment.



Figure 11



Figure 12

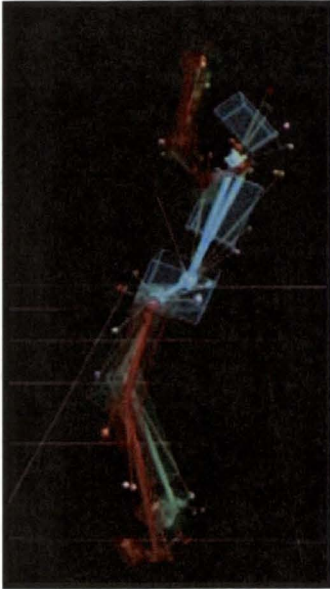


Figure 13




Figure 14

The lifting and postures project looked at the installation of environmental controls and life support systems components in Crew Module. The goal and problem was to identify risks associated with the procedure. The analyses and findings determined that repetitious lifting and awkward postures promoted strained lower back and upper arms. The recommendations were to use of lifting aids as well as platforms to reduce awkward bending. Figure 15 and 16 show the humans immersed into the CAD models.

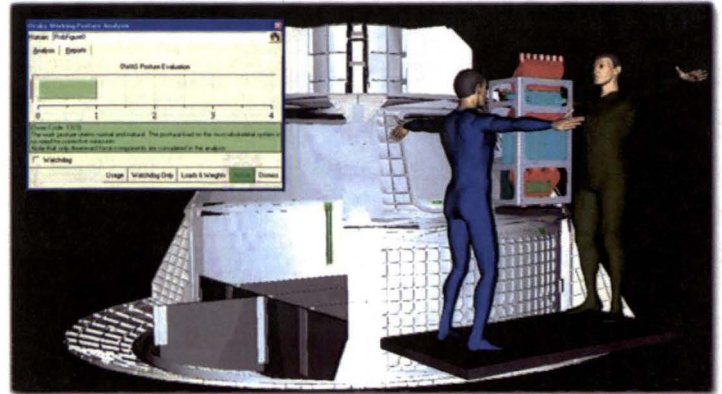


Figure 15



Figure 16

The wire harness assessment project evaluated if a technician in the current Bulkhead configuration could reach their hands around and along the harness path to install the wire harness. Furthermore, can it be done without damaging the critical ETL system, and without applying weight/pressure on the Bulkhead. The analyses and findings showed some scenarios that were unfeasible due to the Technician's inability to reach the wire harness and the Technician's repeated collision between arm/hands and Pyro Lines and Low visibility. The recommendations were that Technicians should be allowed to place one hand on the bulkhead for balance during installation, or at the very least an installation aid should be utilized. Figure 16 and 17 show the use of HUD and motion capture.




Figure 17




Figure 18

I. CONCLUSION

Motion capture and heads up displays which immerse the human into the CAD models have been successfully used for human factors analysis at KSC for the design of flight hardware and the design of operational task for ground processing.

REFERENCES

- [1] Kennedy Space Center Future Development Concept, A New Way of Doing Business for a New Generation of Explorers (2012-2031)
- [2] 2012 Research and Technology (R&T) Annual Report for Kennedy Space Center's technology projects
- [3] Katrine Stelges, Brad A. Lawrence. Human Engineering Modeling and Performance: Capturing Humans and Opportunities. Copyright © 2012 by United Space Alliance, LLC Kennedy Space Center, FL; USA
- [4] Damon B. Stambolian, Brad A. Lawrence, Katrine S. Stelges, Marie-Jeanne O. Steady Ndiaye USA KSC, Ridgwell, Robert E. Mills, Gena Henderson, Donald Tran and Tim Barth, NASA Engineering and Safety Center (NESC). Human Modeling for Ground Processing Human Factors Engineering Analysis. IEEEACpaper#1075
- [5] Michael Bell, Gena Henderson and Damon Stambolian Lessons Learned for Improving Spacecraft Ground Operations. 2013 IEEEACpaper#2698
- [6] Dr., Kanki, B.; Dr., Barth, T.; Ms, Miller, D.; Mr, King, J.; Mr., Stambolian, D.; Ms, Hawkins, J.; Mr, Westphal, J.; Ms, Dippolito, P; Mr, Dinally, J.; Ms, Blunt, M. "Human Factors Issues in the Design of Ground Systems: A Pathfinder Activity" <http://www.congex.nl/08a11/programme.asp>
- [7] Jeffrey S. Osterlund & Brad A. Lawrence. 61st Virtual Reality: Avatars in Human Spaceflight Training. International Astronautical Congress, Prague, CZ. Copyright ©2010 by the International Astronautical Federation. <http://kave.ksc.nasa.gov/HEMAP/HEMAP2010/HEMAP2010.mp4>
- [8] Damon B. Stambolian, Dr. Gena Henderson, Ms. Darcy Miller, Mr. Gary Prevost, Mr. Donald Tran, and Dr. Tim Barth. "1-G Human Factors for Optimal Processing and Operability of Ground Systems up to CxP PDR" 2011 IEEEAC paper#1007
- [9] Gregory M. Dippolito & Damon B. Stambolian. Co-authors; Bao Nguyen, Charles Dischinger, Donald Tran, Gena Henderson, Dr. Tim Barth. Human Factors Analysis to Improve the Processing of Ares-1 Launch Vehicle. 2011 IEEEACpaper#1022
- [10] Roland Schlierf & Damon B. Stambolian; co-authors Darcy Miller, Juan Posada, Mike Haddock, Mike Haddad, Mr. Donald Tran, Dr. Gena Henderson, and Dr. Tim Barth, Human Factors Operability Timeline Analysis to Improve the Processing Flow of the Orion Spacecraft. 2011 IEEEACpaper#1021
- [11] Damon B. Stambolian, Shihab S. Asfour, Moataz Eltoukhy, and Stephanie Bonin. Avionics Box Precision Placement in Restricted Space. XXIIIrd Annual International Occupational Ergonomics and Safety Conference. June 9-10, 2011
- [12] United Space Alliance Human Engineering Modeling and Performance (HEMAP) Laboratory. OFT-1 Backbone Avionics Installation/Removal Assessment. Baseline Report (Overall Access, Gross Motor Tasks)
- [13] Damon B. Stambolian., Marie-Jeanne O. Steady Ndiaye., Brad A. Lawrence., Katrine S Stelges., Lora C. Ridgwell., Mary K. Osterhout., Robert E. Mills., Gena Henderson., Donald Tran., and Tim Barth. Human Modeling for Ground Processing Human Factors Engineering Analysis. 2012 IEEEACpaper#0175
- [14] Damon B. Stambolian., Steven W. Larcher., Gena Henderson., Donald Tran., and Tim Barth. Avionics Box Cold Plate Damage Prevention. 2012 IEEEACpaper#1074
- [15] Stambolian, D., Eltoukhy, M., Asfour, S., & Bonin, S. (2011, July). Investigation of avionics box precision placement using motion capturing and thermal imaging techniques. International Journal of Scientific & Engineering Research, 2(7)
- [16] Implementing Virtual Reality and Lessons Learned at USA Brad Lawrence, United Space Alliance. Augmented and Virtual Reality Symposium. The Doubletree Hotel - A Hilton Property Dearborn (Detroit), Michigan, USA. November 12, 2012
- [17] Stelges, Katrine and Lawrence, Brad A (2012). Advances in Applied Human Modeling and Simulation. In V. Duffy (Ed), Human Engineering Modeling and Performance: Capturing Humans and Opportunities (555-564). Boca Raton, FL: CRC Press.
- [18] 2012 PM Challenge. KSC Human Factors Lessons Learned. <http://naca.larc.nasa.gov/search.jsp?R=20120002999&q=N%3D4294724598%26Nn%3D125%257Ccollection%257CNIX>
- [19] 2012 Space Congress Call for Papers, Human Centered Launch Processing at Kennedy Space Center (KSC)
- [20] System Engineering Processes at Kennedy Space Center for Development of SLS and Orion Launch Systems. Eric J. Schafer, Dr. Gena Henderson & Damon Stambolian . 2013 IEEE ACpaper# 2686
- [21] (IN WORK) Damon Stambolian, Gena Henderson, Marisa Dunn Jackson., Charles Dischinger, Brad Lawrence, Katrine Stelges. Postures and Motions Library Development for Verification of Ground Crew Human Factors Requirements. 2013 HFES. <http://www.hfes.org/web/HFESMeetings/2013annualmeeting.html>
- [22] (IN WORK) 6th IAASS Conference - Safety is Not an Option. Ground Processing Human Factors for the Space Launch System (SLS) and Orion Multi Purpose Crew Vehicle (MPCV), Panel Discussion. Rich Ellenberger, Charlie Dischinger, Damon Stambolian. <http://iaassconference2013.spacesafetyfoundation.org>