

# Development of a Pulsed 2-micron Laser Transmitter for CO<sub>2</sub> Sensing from Space

Upendra N. Singh<sup>1</sup>, Jirong Yu<sup>1</sup>, Yingxin Bai<sup>2</sup>, Mulugeta Petros<sup>1</sup> and Robert T. Menzies<sup>3</sup>

<sup>1</sup>NASA Langley Research Center, Hampton, VA 23681

<sup>2</sup>Science Systems and Applications, Inc, One Enterprise Parkway, Hampton, VA 23666

<sup>3</sup>Jet Propulsion Laboratory, California Institute of Technology, 4800 Oak Grove Drive, Pasadena, CA 91109

**Abstract** – NASA Langley Research Center (LaRC), in collaboration with NASA Jet Propulsion Laboratory (JPL), is engaged in the development and demonstration of a highly efficient, versatile, 2-micron pulsed laser that can be used in a pulsed Differential Absorption Lidar (DIAL) / Integrated Path Differential Absorption (IPDA) instrument to make precise, high-resolution CO<sub>2</sub> measurements to investigate sources, sinks, and fluxes of CO<sub>2</sub>. This laser transmitter will feature performance characteristics needed for an ASCENDS system that will be capable of delivering the CO<sub>2</sub> measurement precision required by the Earth Science Decadal Survey (DS).

## I. INTRODUCTION

The National Research Council (NRC) Decadal Survey (DS) recommended - an active laser-based CO<sub>2</sub> mission, Active Sensing of CO<sub>2</sub> Emissions over Night, Days, and Seasons (ASCENDS), to dramatically increase our understanding of CO<sub>2</sub> sources, sinks, and fluxes worldwide [1]. ASCENDS provides 1) full seasonal sampling to high latitudes, 2) day/night sampling, and 3) ability to resolve the altitude distribution of CO<sub>2</sub> column measurement, particularly across the mid to lower troposphere. According to the DS the measurement accuracy should be 0.5% of the background (i.e., <2 ppm) at 100 km horizontal length scale over land and 200 km over open oceans. An important outcome of the 3-day ASCENDS community workshop held in July 2008 was a priority list of technology development recommendations needed to advance the readiness of the ASCENDS mission. Included was a strong recommendation to scale the 2.05 μm laser transmitter to higher output power levels in a robust prototype with long-lifetime design features.

Our current laser development addresses the ASCENDS workshop recommendation on transmitter needs. It will operate in a favored wavelength region selected for optimum sounding for high-precision measurements [5], with pulse energy and repetition

frequency matching the performance parameters of comprehensive system performance studies [2-4]. The pulsed 2μm lidar approach possesses advantages over passive and CW active sensors. **First**, using time-of-flight determination, the pulsed format provides a built-in means for determining range to the scattering target. With pulses of sufficiently short duration, and appropriate receiver bandwidth, it eliminates the need for the ancillary laser altimeter in the payload, for accurate measurement of scattering surface elevation. More importantly, in a scattering atmosphere containing thin clouds and aerosol layers, the reflected signals from the surface for the lower tropospheric column CO<sub>2</sub> IPDA measurement can be resolved from those due to intervening thin cloud and aerosol backscattering. Therefore, it easily, efficiently, and unambiguously eliminates the contamination from aerosols and clouds that can bias the IPDA measurement and reduce measurement accuracy. **Second**, by concentrating the laser energy into high-energy (50-100 mJ or greater) pulses, sufficient backscatter signal strength can often be obtained from boundary layer aerosol scattering as well as the surface. This provides added flexibility to retrieve the CO<sub>2</sub> structure near the surface. **Third**, the higher per-pulse SNR (signal-to-noise ratio) obtainable with high energy pulsed backscatter means less reliance on multi-pulse averaging, providing potential for higher along-track spatial resolution and better measurement capability in regions of partial cloud coverage, benefiting high precision measurements. **Fourth**, as mentioned above, the chosen absorption line at the 2.05 μm band is ideally suited for the IPDA measurement of CO<sub>2</sub> weighted column mixing ratios. In particular, with operation at the R(30) line in the 2.05 μm band, weighting functions can be obtained that maximize the interaction with CO<sub>2</sub> in the lower troposphere (lowest 5 km), while still maintaining the differential absorption optical depth near the optimum value of ~1 [5, 6].

## II. DESCRIPTION OF TECHNOLOGY CONCEPT AND RATIONALE

This technology development was initiated during NASA Earth Science Technology Office (ESTO) funded Laser Risk Reduction Program (LRRP) with the objective to develop a Thulium (Tm) fiber laser pumped Holmium (Ho) solid-state laser that generates laser pulses in the  $2\mu\text{m}$  wavelength for pulsed  $\text{CO}_2$  DIAL/IPDA instrument. The key performance characteristics of this laser, such as energy, pulse repetition rate, pulse width, efficiency, frequency accuracy and stability, will meet or exceed the needs of the ASCENDS transmitter as currently envisioned. This space qualifiable laser architecture utilizes fiber laser and solid-state crystal laser technologies. One of the outstanding properties of the fiber laser is its efficiency. However, it inherently has low damage threshold at high energy pulses. On the other hand, the solid state laser has the capability to produce Joule-level energy at  $2\mu\text{m}$  wavelength [7]. The proposed laser combines the advantages of both lasers to provide the desired energy with high efficiency.

There are excellent absorption lines for the measurements of  $\text{CO}_2$  in  $2\mu\text{m}$  wavelength region with regard to the strength of the absorption lines, low susceptibility to atmospheric temperature variability, and freedom from problematic interference with other absorption lines [5, 8]. We have chosen to operate on the short wavelength wing of R (30)  $\text{CO}_2$  line at  $2050.967\text{ nm}$  ( $4875.766\text{ cm}^{-1}$ ) in the side-line operation mode which is required for low troposphere  $\text{CO}_2$  measurement. The side-line operation was demonstrated for Lidar Atmospheric Sensing Experiment (LASE) at near-infrared wavelength [9]. The exact wavelengths of the Ho laser are controlled by injection seeding technique to provide the required on-and-off line wavelength pulses sequentially. This laser transmitter has the advantages of high electrical efficiency, compact size and low mass.

### III. GENERAL DESCRIPTION OF THE $2\text{-}\mu\text{M}$ PULSED LASER TRANSMITTER

Figure 1 illustrates a conceptual block diagram of the proposed Ho  $2\mu\text{m}$  pulsed laser. The Tm fiber laser pumped Ho laser provides several significant advantages including low thermal load; long energy storage lifetime; high system efficiency; simpler laser architecture; and in a more compact and rugged package. It uses a Thulium (Tm) fiber laser to pump a Q-switched Holmium (Ho) solid-state laser to produce defined wavelength, line width, pulse width, beam quality and pulse repetition rate. The following amplifier scales the energy to the desired energy level. The repetition rate of the laser is

controlled by the rate of the Q-switch; effectively, it is a variable rate laser transmitter. This is a valuable feature for multiple lidar applications. The intended design for the Ho laser will be optimized for  $\text{CO}_2$  DIAL/IPDA via direct detection method, where relatively high energy at modest repetition rate is required.

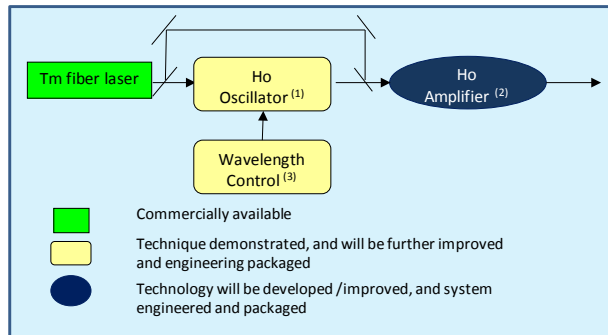


Figure 1: Block diagram of proposed  $2\mu\text{m}$  laser transmitter, illustrates the focus of the development approach

High efficiency of this laser design architecture has been obtained experimentally from a laser pumped Ho:YLF laser in our laboratory [10]. It produced  $33\text{mJ}$  of pulse energy with a quantum efficiency of 88%. Recent great advancement in fiber laser made it possible to replace the Tm:YAlO<sub>3</sub> laser with commercially available Tm: fiber laser as the pump source. The following subsections (III.1-5) provide a detailed description of each subsystem in Figure 1.

#### III.1 THULIUM-FIBER PUMP LASER

Figure 2 illustrates a commercially available Tm: fiber laser made by *IPG Photonics* which operates in a tandem pumping scheme. The best wall plug efficiency for this type of Tm: fiber laser was about 9%. The Tm: fiber lasers can also be pumped directly through the  $800\text{nm}$  band. By using a heavily doped Tm concentration, the laser efficiency can be significantly enhanced by the well-known cross-relaxation process, where one pump photon can excite two Tm ions in to  $^3\text{H}_4$  level. *Q-peak* has reported that  $300\text{W}$  of power at  $\sim 1.9\mu\text{m}$  has been generated with 62% optical-to-optical efficiency in a Tm doped silica fiber laser [11]. *NP Photonics* took a different approach, and has developed Tm-doped germanate glass double-cladding single-mode fiber laser. Output power of  $64\text{ W}$  at  $1.9\mu\text{m}$  with a slope efficiency of 68% was demonstrated [12]. The efficiencies in both of these approaches are significantly higher than the Stokes limit of 42%. Taking a conservative estimate of 60% optical-to-optical conversion efficiency for Tm: fiber lasers and assuming 45% of electrical-to-optical conversion efficiency for pumping diodes, the Tm: fiber lasers would have 27% electrical efficiency.

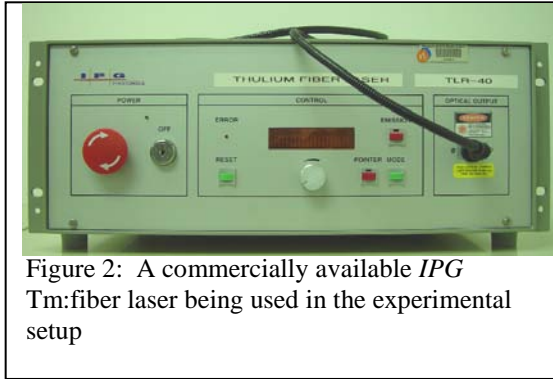


Figure 2: A commercially available IPG Tm: fiber laser being used in the experimental setup

Commercially available (IPG) Tm:FLs have been repackaged to MIL spec standards. Consequently, utilizing a commercially available, efficient fiber laser as a pump source significantly increases the system efficiency and reduces the risk.

### III.2 HOLMIUM SOLID-STATE LASER

Table 1 lists specifications for the planned laser development and current development status. They are designed to meet the stringent laser transmitter requirements as imposed by high-precision and accuracy of the CO<sub>2</sub> measurements defined in the DS. The target objective for space-based system as listed are based on the results of a comprehensive study conducted by ESA under contract No. 10880/03/NL/FF [3].

Table 1: 2-micron Laser Transmitter Specifications.

Parameter	Development Objectives for Current System	Target Objectives for Space-based System
Wavelength (μm)	2.051	2.051
Energy(mJ)/ Rep. Rate (Hz)	>65mJ / 50Hz	65mJ / 50Hz
Pulse width (ns)	<= 50ns	<= 50ns
Transverse Mode	TEM <sub>00</sub>	TEM <sub>00</sub>
Longitudinal mode	Single frequency	Single frequency
Frequency control accuracy	<2MHz	2MHz

### III.3 HO LASER OSCILLATOR

A Ho solid-state pulsed laser was successfully demonstrated under a LRRP task funded by Earth Science Technology Office (ESTO) [14]. Ring cavity design was used for this pulsed Ho laser. It eliminates

the effect of “spatial hole burning” in the laser gain medium to obtain higher beam quality. This laser is injection seeded by a well-behaved seed laser source. The injection seeding is based on the ramp-and-fire technique. The demonstrated successful injection seeding rate is >99.9% [15]. This injection seeded ring cavity laser architecture has been successfully applied to operational coherent wind lidar and CO<sub>2</sub> DIAL, and the wind lidar has been successfully flown in NASA DC8 platform recently [16].

At NASA LaRC, we have demonstrated a Ho:YLF laser pumped by a Tm: fiber laser as part of LRRP. 31mJ at 100Hz repetition rate was achieved in a ring cavity configuration with pump power of 13 W as shown in Figure 3 [17]. One stage of amplifier is needed to scale the energy to meet the energy requirement of space IPDA instrument.

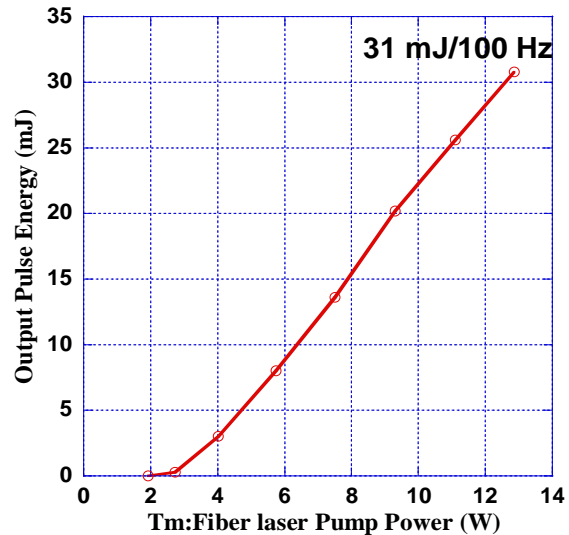


Figure 3: Demonstrated performance for a similar Tm fiber laser pumped Ho laser.

### III.4 HO LASER AMPLIFIER

A Ho laser amplifier in a double-pass, straight through slab configuration is envisioned to provide scaling to a high energy of at least 65mJ due to the better thermal management arrangement. The advantages of longitudinal pumping scheme are better pump/probe beam overlap and a simple geometry of the slab amplifier. The 1.94 laser pumps the Ho:YLF crystal through beam shaping optics and a dichroic. The probe beam from the output of the oscillator is introduced into the amplifier from the other end. It double passes the amplifier gain medium by the slightly tilted dichroic mirror. The key to obtain high amplifier efficiency with

good beam quality is to effectively dissipate the heat generated in the amplifier gain medium. Due to the resonant pumping, the small quantum defect of the amplifier indicated only ~5% of the pump power is generated as heat. The study of Ho:Ho interactions in YLF [18] suggests that the up conversion loss in this material is much lower than that of YAG material.

### III.5 INJECTION-SEED LASER AND WAVELENGTH CONTROL

Tuning and stability of the laser transmitter are critical for making precise and accurate CO<sub>2</sub> measurements. The laser wavelength control technology described here has been previously built and integrated into a complete breadboard prototype lidar used in ground-based field experiments [19, 20]. Three CW seed lasers are being planned to be integrated and optimized in an optical switch design to meet the required wavelength control and tunability. The CW lasers are commercially available devices originally developed for the NASA Space Readiness Coherent Lidar Experiment (SPARCLE) [21]. We have developed a technology for establishing wavelength knowledge to well under 0.05 pm (3.75 MHz) [22]. Furthermore, a capability has been added to tune and lock anywhere on the side of the absorption line, so that the amount of absorption to a desired range can be optimized. Tailoring the level of absorption further improves precision and accuracy of the DIAL/IPDA results.

### IV. SUMMARY AND CONCLUSIONS

The mid-IR wavelength regions at 1.57 $\mu$ m and 2.05 $\mu$ m are considered suitable for CO<sub>2</sub> IPDA measurements. Two instruments operating at 1.57 $\mu$ m have been developed and deployed as airborne systems for atmospheric CO<sub>2</sub> column measurements [23, 24]. One instrument is based on an intensity modulated CW approach, the other on a high PRF, low pulse-energy approach. These airborne CO<sub>2</sub> lidar systems operating at 1.57 $\mu$ m utilize mature laser and detector technologies by taking advantage of the technology development outcomes in the telecom industry. However, significant challenges remain for scaling from airborne to spaceborne mission prototype. For example, in the case of the high PRF pulsed system, two orders of magnitude average power scaling is needed [23, 25]. On the other hand, lidars operating in the 2 $\mu$ m band offer better near-surface CO<sub>2</sub> measurement sensitivity due to the intrinsically stronger absorption lines. The 2 $\mu$ m pulsed laser needs a factor 2 scaling to meet laser transmitter pulse energy and PRF requirements for a CO<sub>2</sub> space mission [3], which can be achieved by adding single stage amplifier as envisioned in this paper. In addition

recent work documents the capability to precisely control and stabilize the output frequency of this type of Ho laser [19, 20], and demonstrated a higher than 0.7% measurement precision via a ground based CO<sub>2</sub> lidar instrument [22]. The recent emergence of new 2 $\mu$ m detector capabilities makes direct detection at the 2 $\mu$ m wavelength from space very attractive [26, 27]. The pulsed 2 $\mu$ m laser provides a viable approach for space based CO<sub>2</sub> column density measurement.

Although both the wavelengths at 1.57 $\mu$ m or 2.05  $\mu$ m are suitable for the CO<sub>2</sub> concentration measurement, the weighting function at 2.05  $\mu$ m is more favorable for measurements in the lower troposphere, including the boundary layer. This is important since this is where the CO<sub>2</sub> sources and sinks reside [5]. In theory, the 1.57 $\mu$ m sounding can be done with a similar weighting function, by displacing the on-line laser frequency ~ 2 half widths from the line center of the pressure-broadened absorption line. However when doing that at 1.57 $\mu$ m, the differential absorption optical depth (DAOD) becomes very small (~0.1, or 10%) [5], requiring extremely high on-line and off-line SNR to achieve the required measurement precision. In addition, it becomes more difficult to control the influence of sources of bias when the differential absorption "signal" is so small. The DAOD at 2 $\mu$ m is closer to ideal DAOD of ~1 [6]. The inherent spectroscopic factors result in a significantly larger measurement precision and bias reduction challenge when operating at 1.57  $\mu$ m, compared with 2.05 $\mu$ m.

In addition, high energy pulse approach at 2 $\mu$ m provides higher measurement accuracy. Given a fixed transmitter average power, high pulse energy is preferred when striving for high signal-to-noise level in a direct-detection lidar system when dark current and/or background-induced photocurrent are not insignificant, as is the case for ASCENDS. The currently envisioned 1.57 $\mu$ m concepts employ much lower pulse energy (~ 1 mJ) or operate CW.

In summary, the ESTO funded 2-micron laser technology under LRRP provides a clear technology development path to spaceflight application. The NASA LaRC developed Ho pulse laser meets or exceeds the generally accepted requirements of a direct detection 2 $\mu$ m IPDA system, which can provide adequate CO<sub>2</sub> column density measurements from space. The pulsed lidar transmitter architecture, energy, repetition rate, line width, frequency control are all suitable for space application without major scale up requirements.

## V. ACKNOWLEDGEMENTS

This work was conducted as part of the NASA Laser Risk Reduction Program (2002-2010). The authors would like to acknowledge the LRRP funding and management support provided by NASA's Science Mission Directorate (SMD) and Earth Science Technology Office (ESTO).

## VI. REFERENCES

- [1]. National Research Council (NRC), "Earth Science and Applications from Space: National Imperatives for the Next Decade and Beyond," p. 4-9, The National Academies Press, Washington DC, "Decadal Survey (DS)"
- [2]. Ehret G., Kiemle C., Wirth M., Amediek A., Fix A., Houweling S., "Space-borne remote sensing of CO<sub>2</sub>, CH<sub>4</sub>, and N<sub>2</sub>O by integrated path differential absorption lidar: a sensitivity analysis", *Applied Physics B* 90, 593-608 (2008), an comprehensive study funded by European Space Agency under contract No.10880/03/NL/FF European Space Agency (ESA), "A-SCOPE – Advanced Space Carbon and Climate Observation of Planet Earth, Report For Assessment", ESA-SP1313/1 (2008), available at [http://esamultimedia.esa.int/docs/SP1313-1\\_ASCOPE.pdf](http://esamultimedia.esa.int/docs/SP1313-1_ASCOPE.pdf).
- [3]. Caron Jerome, Yannig Durand, Jean-Loup Bezy, Roland Meynart, "Performance modeling for A-SCOPE, a space borne lidar measuring atmospheric CO<sub>2</sub>", *Proc. of SPIE*, Vol. 7479, 74790E-1, 2009
- [4]. Menzies R. T. and D. M. Tratt, "Differential laser absorption spectrometry for global profiling of tropospheric carbon dioxide: selection of optimum sounding frequencies for high-precision measurements", *Appl. Opt.*, 42, 6569-6577, 2003
- [5]. D. Bruneau, F. Gibert, P.H. Flamant, and J. Pelon, "Complementary study of differential absorption lidar optimization in direct and heterodyne detections", *Appl. Opt.* 45, 4898-4908 (2006).
- [6]. Yu J., B. C. Trieu, E.A. Modlin, U.N. Singh, M.J. Kavaya, S. Chen, Y. Bai, P. J.
- [7]. Petzar, and M. Petros, "1 J/pulse Q-switched 2  $\mu$ m solid state laser", *Optics Letters* 31, 462-464 (2006).
- [8]. Ambrico, P. E., A. A. Amodeo, P. D. Gilaramo, and N. Spinelli, "Sensitivity analysis of differential absorption lidar measurements in the mid-infrared region, *Appl. Opt.*, 39, 6847-6865, 2000
- [9]. Browell, E.V., S. Ismail, W.M. Hall, A.S. Moore, S.A. Kooi, V.G. Brackett, M.B. Clayton, J. D.W. Barrick, F.J. Schmidlin, N.S. Higdon, S.H. Melfi, and D. Whiteman, "LASE Validation Experiment, in *Advances in Atmospheric Remote Sensing with Lidar*", A. Ansmann, R. Neuber, P. Rairoux, and U. Wandinger, eds. Springer-Verlag, Berlin, pp 289-295, 1997
- [10]. Petros M., J. Yu, U. N. Singh, and N. P. Barnes, "High energy directly pumped Ho:YLF lasers", *OSA Trends in Optics and Photonics Vol. 34, Advanced solid state lasers*, Hagop Injeyan, Ursula Keller, and Christopher Marshall, eds., (OSA, Washington, D. C. 2000) 178-181
- [11]. Moulton, F. P., "Efficient, high power Tm-doped silica fiber laser", *Solid State and Diode Laser technology Review*, 2007
- [12]. Wu J., Yao Zhidong; Zong Jie; Jiang, Shibin, "Highly efficient high-power thulium-doped germinate glass fiber laser", *Opt. Lett.*, 32, 638-640, 2007
- [13]. L. Regalia-Jarlot, V. Zeninari, B. Parvitte, A. Grosseil, X. Thomas, P. von der Heyden, G. Durry, "A complete study of the line intensities of four bands of CO<sub>2</sub> around 1.6 and 2.0 $\mu$ m: A comparison between Fourier transform and diode laser measurements", *J. Quantitative Spectroscopy & Radiative Transfer*, 101 (2006) 325-338
- [14]. Bai Y., J. Yu, M. Petros, P. J. Petzar, B. C. Trieu, H. R. Lee and U. N. Singh, "Highly efficient Q-switched Ho:YLF lser pumped by Tm:fiber laser", CTuN5 in Conference on Lasers and Electro-Optics/Quantum Electronics and Laser Science Conference and Photonic Applications Systems Technologies 2007 Technical Digest (Optical Society of America, Washington, DC, 2007)
- [15]. Yu J., U. N. Singh, N. P. Barnes, and M. Petros, "125-mJ diode-pumped injection-seeded Ho:Tm:YLF laser", *Optics Letters* 23, 780-782 (1998)
- [16]. Kavaya M, Jeffery Beyon, Garfield Creary, Grady Koch, Mulugeta Petros, Paul Petzar, Bo Trieu, Jirong Yu, "Flight Results of the Langley DAWN Coherent Wind Lidar During the NASA GRIP Mission", Working Group on Space Based Lidar Winds, Coconut Grove, FL, Feb. 8, 2011
- [17]. Bai Yingxin, Jirong Yu, Songsheng Chen, Mulugeta Petros, Paul Petzar, and Upendra N. Singh, "Tm:Fiber Laser Resonantly Pumped Ho:YLF Laser for Air/Space Borne Lidar Application", *Fiber Laser Applications (FILAS), OSA Optics and Photonics Congress*, Feb. 13, 2011
- [18]. Barnes N. P., B. M. Walsh, E. D. Filer, "Ho:Ho upconversion: applications to Ho lasers", *J. Opt. Soc. Am. B.* 20, 1212-1219, 2003
- [19]. Koch G.J., M. Petros, J.Yu, and U.N. Singh, "Precise wavelength control of a pulsed single-frequency Ho:Tm:YLF laser," *Applied Optics* 41, 1718-1721 (2002).
- [20]. Koch. G. J., A. N. Dharamsi, C. M. Fitzgerald, and J. C. McCarthy, "Frequency stabilization of a Ho:Tm:YLF laser to absorption lines of carbon dioxide," *Applied Optics* 39, 3664-3669 (2000).
- [21]. Kavaya M.J. and G.D. Emmitt, "The Space Readiness Coherent Lidar Experiment (SPARCLE) Space Shuttle Mission," *Proc. SPIE* 3380, 2-11 (1998).
- [22]. Koch, G. J., J. Y. Beyon, F. Gibert, B. W. Barnes, S. Ismail, M. Petros, P. J. Petzar, J. Yu, E. A. Modlin, K. J. Davis, and U. N. Singh, "Side-line tunable laser transmitter for Differential Absorption Lidar measurement of CO<sub>2</sub>: Design and application to atmospheric measurement", *Applied Optics* 47, 944-956 (2008)
- [23]. James Abshire et al, Pulsed airborne lidar measurements of atmospheric CO<sub>2</sub> column absorption, *Tellus* 1 -14, (2010)
- [24]. Michael Dobbs, Jeremy Dobler, Michael Bruan, Doug McGregor, Jay Overbeck, Berrien Moore III, Edward Browell, T. S. Zaccheo, "A modulated CW fiber laser-lidar suite for ASCENDS mission", 24th International laser radar conference, June, 2008
- [25]. S. R. Kawa, J. Mao, J. B. Abshire, G. J. Collatz, X. Sun and C. J. Weaver, "Simulation studies for a space-based CO<sub>2</sub> lidar mission", *Tellus* (2010)
- [26]. Tamer F. Refaat, Syed Ismail, Grady Koch, Manuel Rubio, Terry Mack, Anthony Notari, James Collins, Jasper Lewis, Russell De Young, Yonghoon Choi, M. Nurul Abedin and Upendra Singh, "Backscatter 2- $\mu$ m lidar validation for atmospheric CO<sub>2</sub> Differential Absorption Lidar applications, *IEEE Trans. Geoscience and remote sensing*, vol 49, No. 1 572-581, 2011
- [27]. Jeffrey Beck, Richard Scritchfield, Billy Sullivan, Jamie Teherani, Chang-Feng Wan, Mike Kinch, Martha Ohlson, Mark Skokan, Lewis Wood, Pradip Mitra, Mike Goodwin and Jim Robinson, "Performance and modeling of the MWIR HgCdTe electron avalanche photodiode", *J. Electronic Materials*, Vol 38, No 8, 1579-1592, 2009