

Automatic Identification of Solar X-ray Bright Points in Hinode X-ray Data

M. Adams¹, Allyn F. Tennant¹, and J.W. Cirtain¹

¹ NASA/MSFC, VP62, Huntsville, AL, USA

email: mitzi.adams@nasa.gov


email: allyn.tennant@msfc.nasa.gov

email: jonathan.w.cirtain@nasa.gov

Abstract

We have automated a method that is used to find point sources in *Chandra* X-ray telescope data, to identify solar bright points in *Hinode* X-ray data. This tool, called *lextrct*, first identifies candidate sources that are brighter than the surrounding background. The algorithm also allows selected pixels to be excluded from the source-finding, thus allowing saturated pixels (from flares and/or active regions) to be ignored. We then use *lextrct* to fit the sources to two-dimensional, elliptical Gaussians. The size and orientation give an approximation of the shape of the bright points. We are in the process of analyzing observations through the Al_{poly} filter with a four-second exposure time, to obtain a catalogue of bright points, which will include their sizes, lifetimes, intensities, and position on the solar disk.

Automatic Identification of Solar X-ray Bright Points in Hinode X-ray Data



M. Adams, Allyn F. Tennant, and J.W. Cirtain
 NASA/Marshall Space Flight Center, Huntsville, AL 35805



Abstract

We have automated a method that is used to find point sources in *Chandra* X-ray telescope data, to identify solar bright points in *Hinode* X-ray data. This tool, called *lextrct*, first identifies candidate sources that are brighter than the surrounding background. The algorithm also allows selected pixels to be excluded from the source-finding, thus allowing saturated pixels (from flares and/or active regions) to be ignored. We then use *lextrct* to fit the sources to two-dimensional, elliptical Gaussians. The size and orientation give an approximation of the shape of the bright points. We are in the process of analyzing observations through the AI_poly filter with a nominal four-second exposure time, to obtain a catalogue of bright points, which will include their sizes, lifetimes, intensities, and position on the solar disk.

Analysis

We exclude data that are greater than 95% of a solar radius from sun center. In addition, we exclude from analysis, data on the disk that are saturated. The analysis package used in astrophysics data analysis is called *lextract*, the Low Energy (X-ray) Telescope Data Analysis Package and may be found here:

LEXTRCT: <http://www.wastro.msfc.nasa.gov/qdp/lextrct/lextrct.html>

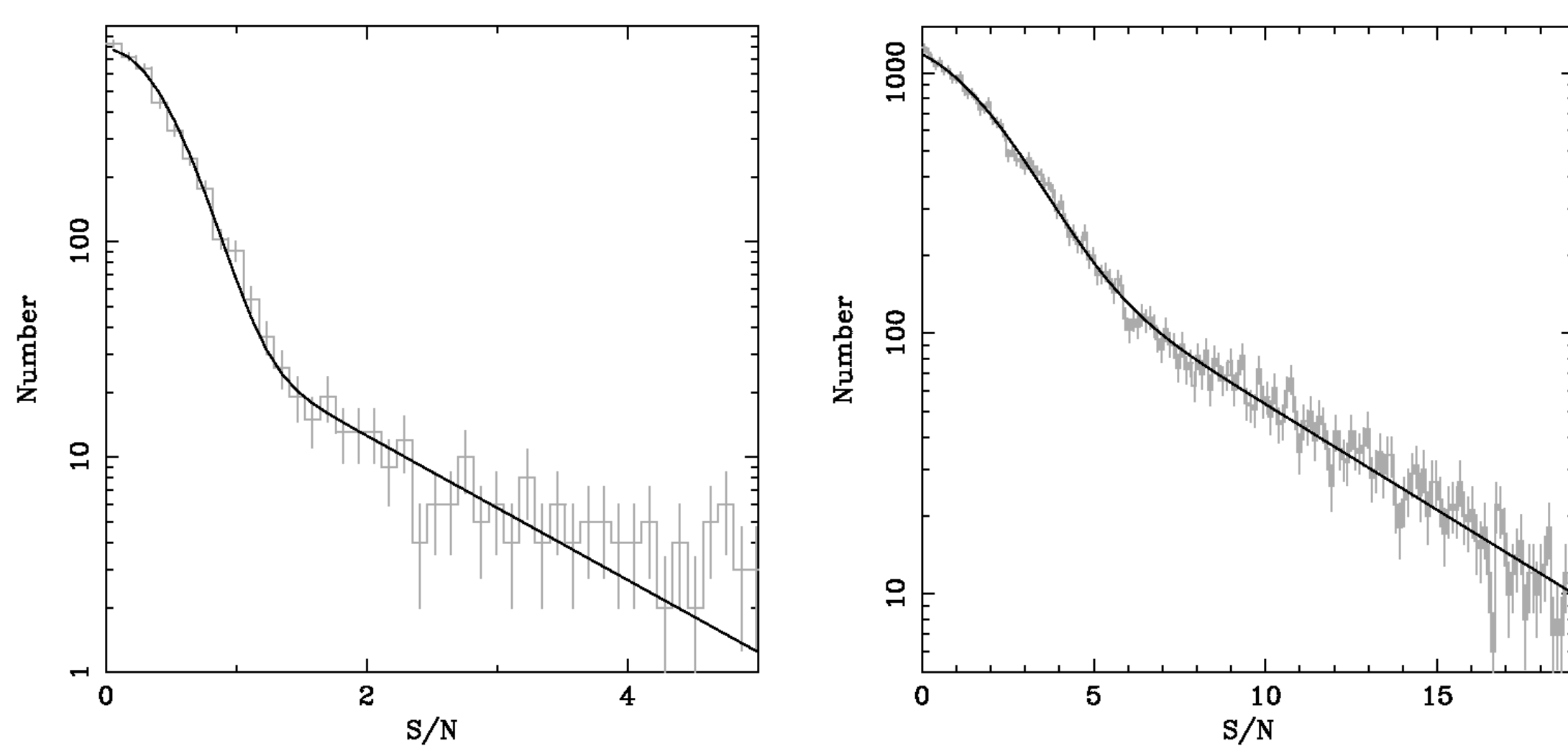
Source-Finding Component: Computes Fixed-Size, Best-Fit Gaussian to Every Pixel
 Background is Locally Constant

S/N = Number of counts in Gaussian/Uncertainty
 A Source = Local Maximum with S/N Above Threshold
 Scale Size = Approximate Size of Bright Points

Yohkoh = 5 arcsec
 Hinode = 7 arcsec

Errors and Signal to Noise

We use the *lextrct* default, square root of DN. Background subtraction yields negative values in the data, these are flagged and not considered in the analysis. To determine signal-to-noise threshold, we construct a histogram of the data in a region of quiet Sun. The break between components (Gaussian and power-law) gives a lower bound on the threshold. Examples are shown below.

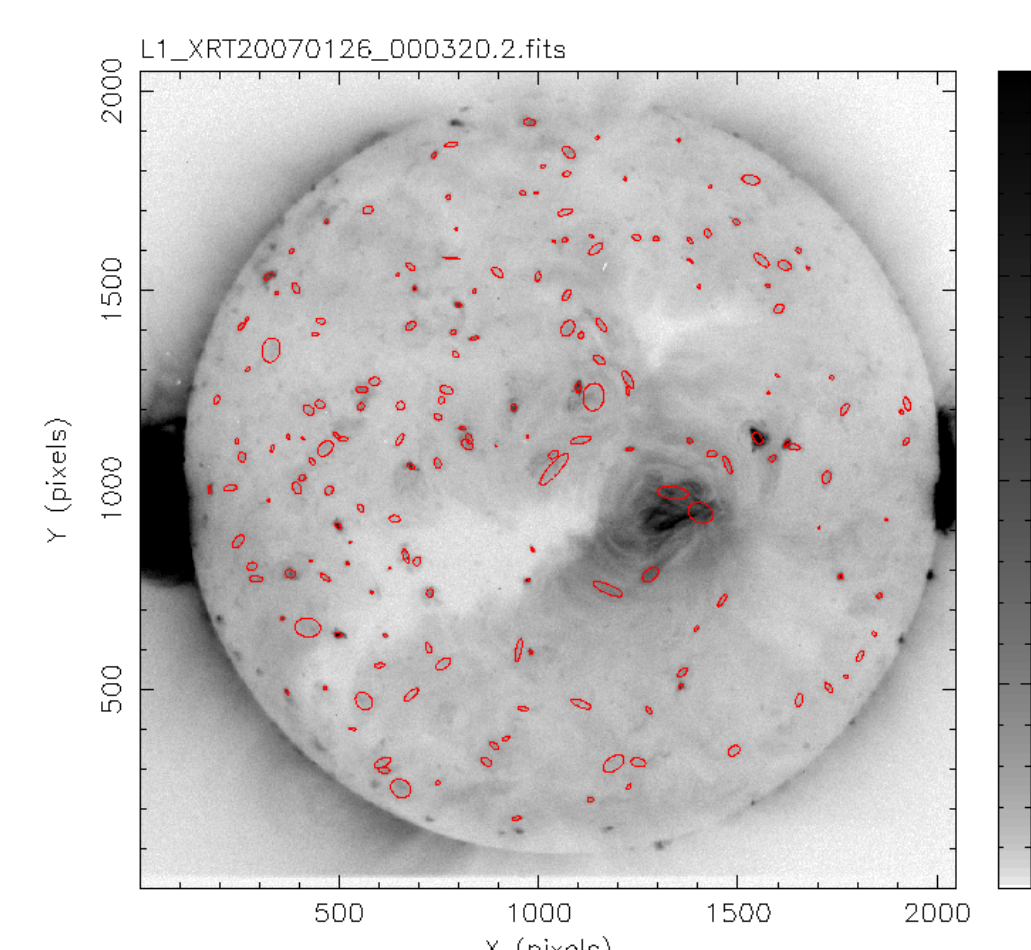
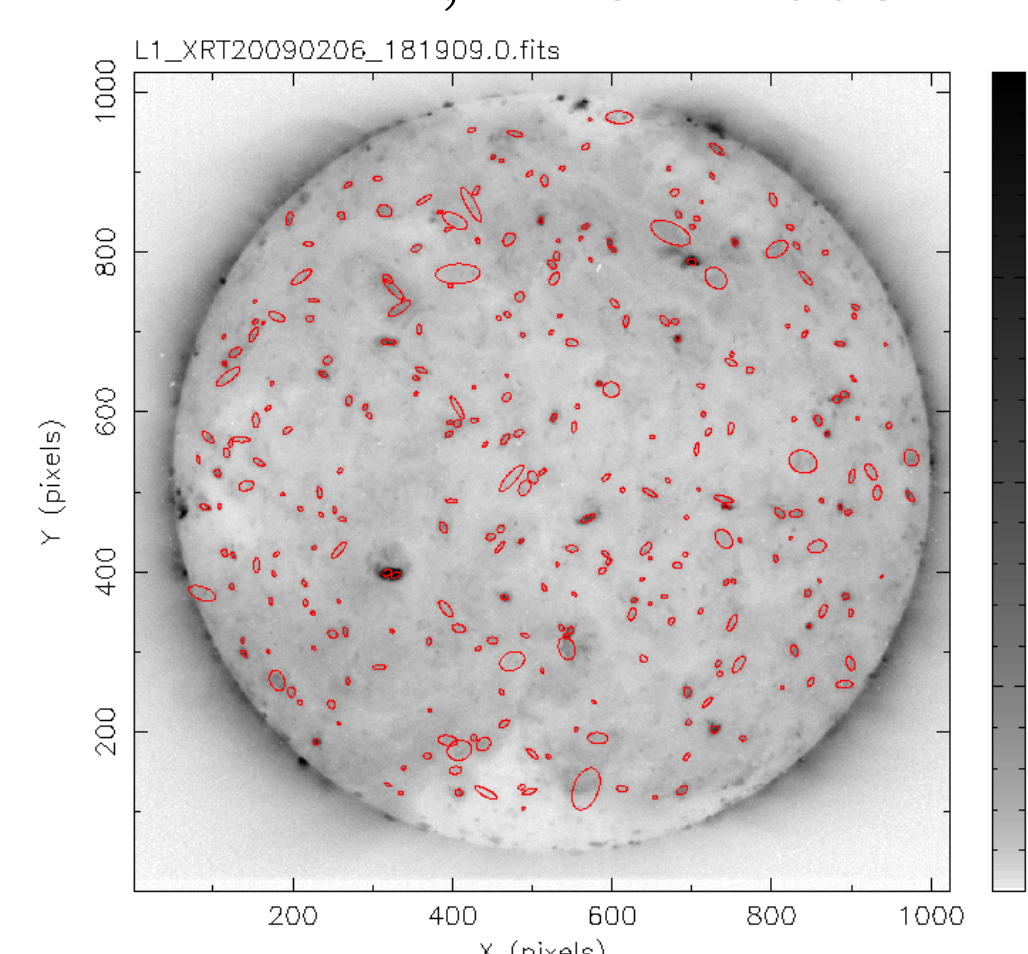


Left: A histogram of the S/N for a region of the quiet Sun using Yohkoh data from 1996-Oct-10.

Right: A histogram of the S/N for a region of the quiet Sun using Hinode data from 2006-Oct-24.

Results of Applying the *lextrct* Source-Finding Algorithm to Solar X-Ray Data

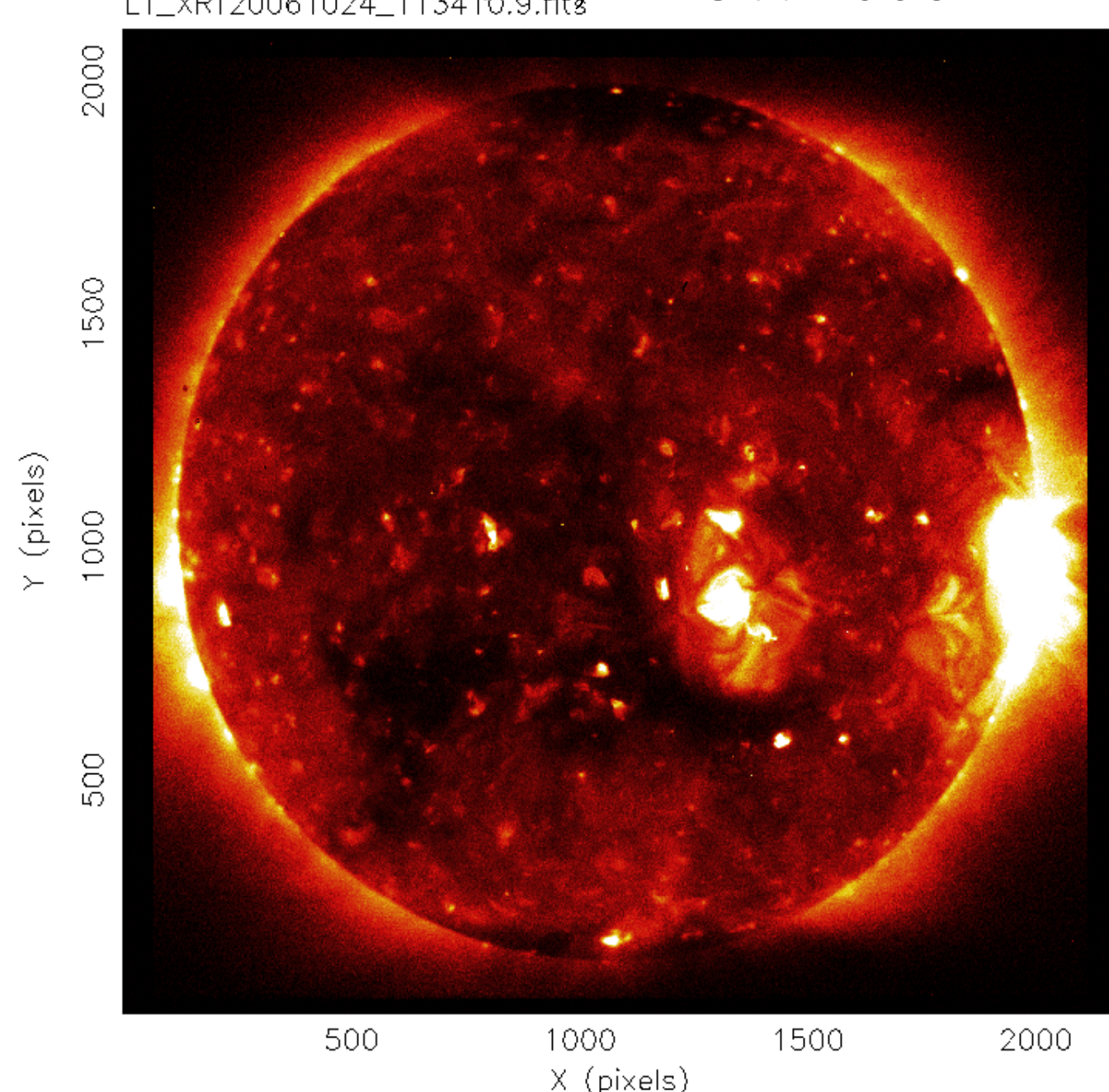
Hinode, 24 Oct 2006



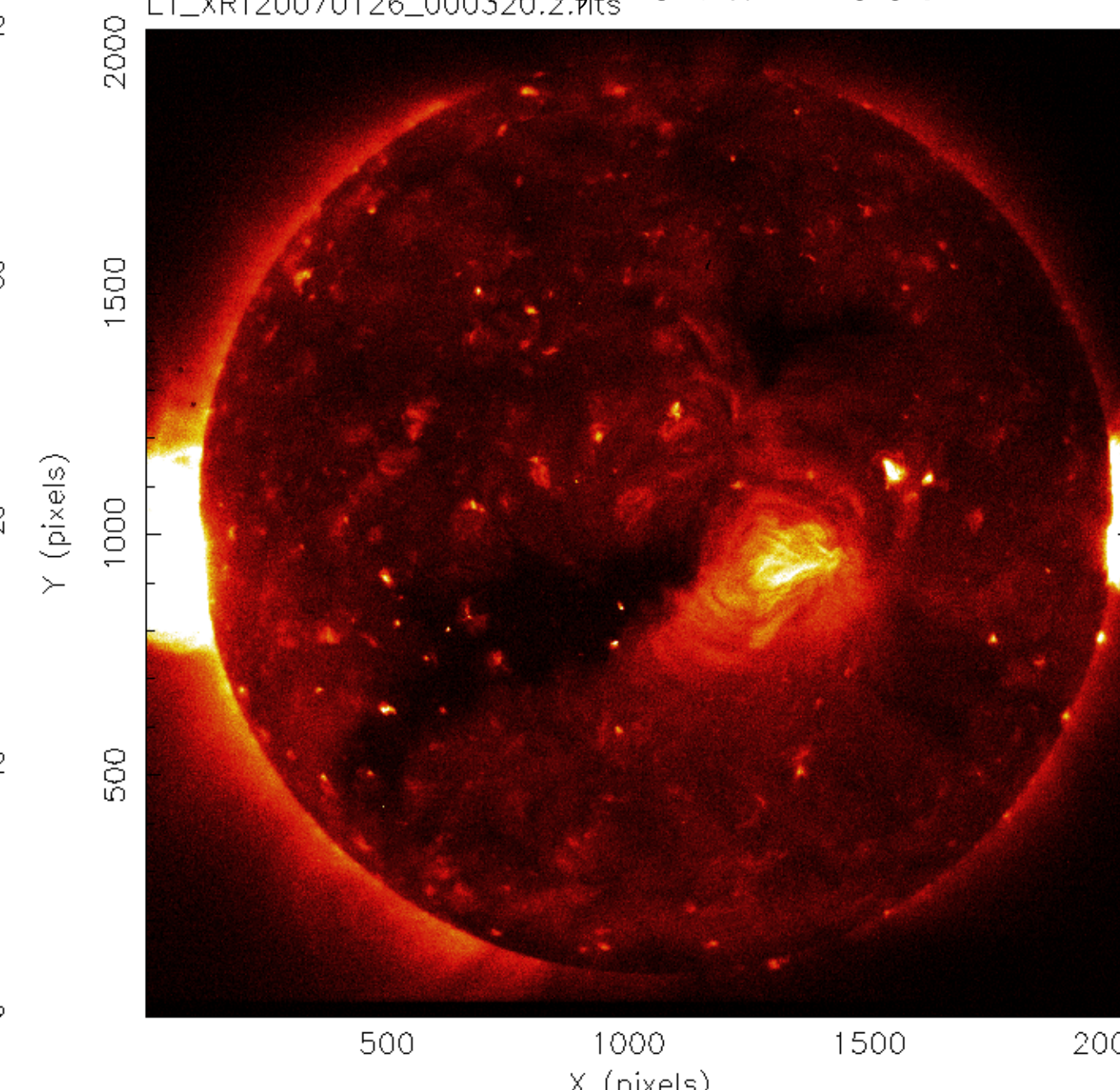
Hinode, 26 Jan 2007

DATE and TIME	Number Bright Points	Total Area BPs	Num Pixels Searched	Array Size (Pixels)	Exposure (sec)
2006					
10/24 11:34	211		596,599	2176 x 2112	4.10
11/02 13:47	175		555,520	2176 x 2112	4.10
11/02 15:09	177		555,330	2176 x 2112	4.10
11/02 23:00	184		556,078	2176 x 2112	4.10
11/02 23:41	172		556,649	2176 x 2112	4.10
11/09 07:01	186		570,997	2048 x 2048	4.10
11/16 19:01	154		557,915	2048 x 2048	4.10
2007					
01/05 21:41	155		564,000	2048 x 2048	4.10
01/11 03:48	179		571,949	2048 x 2048	4.10
01/11 10:05	177		572,122	2048 x 2048	4.10
01/11 15:46	175		571,720	2048 x 2048	4.10
01/11 22:01	188	91,000	573,228	2048 x 2048	4.10
01/18 06:01	149	101,000	565,187	2048 x 2048	4.10
01/25 12:01	154	83,000	573232	2048 x 2048	4.10
01/25 12:02	156	86,000	573227	2048 x 2048	4.10
01/26 00:03					
01/26 00:04					
01/27 00:01					
01/27 00:02					
06/08 05:59					
06/13 11:59					
2008					
07/28 18:01					
07/29 18:21					
07/30 18:02					
2009					
02:06 18:19				1024x1024	5.8
02:07 14:35					
02:07 18:02					
02:08 17:57					
02:09 17:45					
02:10 18:03					
02:11 19:02					
02:12 19:06					
02:13 19:25					

Hinode, 24 Oct 2006



Hinode, 26 Jan 2007



Discussion and Conclusions

Using an algorithm designed for finding astrophysical sources in data from the *Chandra* X-ray observatory, we examined 33 sets of solar data to find bright points. Our results are consistent with those reported in the literature.

We will then catalogue bright points found in *Hinode* data with at least the following parameters: position, size, orientation.

References and Acknowledgements

- Davis, J.M.: 1983, X-ray Bright Points and the Sunspot Cycle - Further Results and Predictions. *Solar Phys.* 88, 337-342.
- Golub, L., Vaiana, G.S.: 1980, X-ray bright points and the solar cycle. In: *Study of the Solar Cycle from Space*, 75-83.
- Golub, L., Krieger, A.S., Harvey, J.W., Vaiana, G.S.: 1977, Magnetic Properties of X-ray Bright Points. *Solar Phys.* 53, 111-121.
- Hara, H., Nakakubo-Morimoto, K.: 2003, Variation of the X-Ray Bright Point Number over the Solar Activity Cycle. *Astrophys. J.* 589, 1062-1074. doi:10.1086/374778.
- Kariyappa, R., Varghese, B.A.: 2008, Intensity oscillations and heating of the coronal X-ray bright points from *Hinode*/XRT. *Astron. Astrophys.* 485, 289-292. doi:10.1051/0004-6361/20079127.
- McIntosh, S., Gurman, J.B.: 2005, Nine Years of EUV Bright Points. *Solar Phys.* 228, 285-299.
- Nakakubo, K., Hara, H.: 1998, Cycle Variation of X-ray Bright Points (XBPs). *Weekly Science Notes from the Yohkoh Soft X-ray Telescope*. doi:980605.
- Nakakubo, K., Hara, H.: 2000, Variation of X-Ray Bright Point Number Over the Solar Activity Cycle. *Advances in Space Research* 25, 1905-1908. doi:10.1016/S0273-1177(99)00621-3.
- Sattarov, I., et al.: 2010, Solar Cycle 23 in Coronal Bright Points. *Solar Phys.* 262, 321-335.
- Tennant, A.F.: 2006, *Chandra* Observation of NGC 6822. *Astrophys. J.* 132, 1372-1383.
- Vaiana, G.S.i.e.: 1973, X-ray Observations of Characteristic Structures and Time Variations from the Solar Corona: Preliminary Results From Skylab. *Astrophys. J.* 185, 47-51.
- Zhang, J., Kundu, M.R., White, S.M.: 2001, Spatial Distribution and Temporal Evolution of Coronal Bright Points. *Solar Phys.* 198, 347-365.
- Acknowledgements:** *Hinode* is a Japanese mission developed and launched by ISAS/JAXA, collaborating with NAOJ as a domestic partner, NASA and STFC (UK) as international partners. Scientific operation of the *Hinode* mission is conducted by the *Hinode* science team organized at ISAS/JAXA. This team mainly consists of scientists from institutes in the partner countries. Support for the post-launch operation is provided by JAXA and NAOJ (Japan), STFC (U.K.), NASA, ESA, and NSC (Norway).