

Dual-Pump Coherent Anti-Stokes Raman Scattering Temperature and CO₂ Concentration Measurements

Robert P. Lucht* and Viswanathan Velur-Natarajan†

Texas A&M University, College Station, Texas 77843-3123

Campbell D. Carter‡ and Keith D. Grinstead Jr.§

Innovative Scientific Solutions, Inc., Dayton, Ohio 45440-3638

James R. Gord¶

U.S. Air Force Research Laboratory, Wright-Patterson Air Force Base, Ohio 45433-7103

Paul M. Danehy**

Australian National University, Canberra, Australian Capital Territory 0200, Australia

and

G. J. Fiechtner†† and Roger L. Farrow‡‡

Sandia National Laboratories, Livermore, California 94551-0969

Measurements of temperature and CO₂ concentration using dual-pump coherent anti-Stokes Raman scattering (CARS) are described. The measurements were performed in laboratory flames, in a room-temperature gas cell, and on an engine test stand at the U.S. Air Force Research Laboratory, Wright-Patterson Air Force Base. A modeless dye laser, a single-mode Nd:YAG laser, and an unintensified back-illuminated charge-coupled device digital camera were used for these measurements. The CARS measurements were performed on a single-laser-shot basis. The standard deviations of the temperatures and CO₂ mole fractions determined from single-shot dual-pump CARS spectra in steady laminar propane/air flames were approximately 2 and 10% of the mean values of approximately 2000 K and 0.10, respectively. The precision and accuracy of single-shot temperature measurements obtained from the nitrogen part of the dual-pump CARS system were investigated in detail in near-adiabatic hydrogen/air/CO₂ flames. The precision of the CARS temperature measurements was found to be comparable to the best results reported in the literature for conventional two-laser, single-pump CARS. The application of dual-pump CARS for single-shot measurements in a swirl-stabilized combustor fueled with JP-8 was also demonstrated.

Introduction

COHERENT anti-Stokes Raman scattering (CARS) has been applied widely for the measurement of temperature in a variety of practical combustors.¹⁻⁷ However, the use of CARS for measurements of species concentrations in combustor flowfields has been much less common.⁸⁻¹³ Dual-pump CARS, demonstrated originally by Lucht,¹⁴ is a technique whereby CARS spectra from two species are generated simultaneously and with nearly the same frequency. In dual-pump CARS, a narrowband, tunable dye laser is used to provide the second pump beam for the CARS process; in normal, two-color

CARS, the 532-nm second-harmonic Nd:YAG laser radiation is used for both pump beams. The use of dual-pump CARS for the simultaneous measurement of N₂/O₂ (Refs. 14 and 15), N₂/H₂ (Ref. 16), N₂/CH₄ (Ref. 11), and N₂/CO₂ (Ref. 17) has been demonstrated. In addition, simultaneous measurements of pressure and temperature have been performed by detecting simultaneously the vibrational and pure rotational transitions of the nitrogen molecule.¹⁸

Unlike other multispecies CARS techniques such as dual-Stokes and dual-broadband CARS,¹ dual-pump CARS signals from the two species of interest are generated by the same three laser beams. Thus, the CARS spectra for the two species have nearly the same frequency, simplifying greatly the detection of the dispersed CARS spectra and essentially eliminating potential errors caused by variations in signal transmission or detector efficiency with signal frequency. In addition, a high degree of correlation between the two signals on single laser shots has been demonstrated, and the relative signal levels from the two species do not depend on system parameters such as the pulse energies of each of the three laser beams.

A series of dual-pump CARS measurements of CO₂ and N₂ was performed on flames and combustor test facilities at the U.S. Air Force Research Laboratory at Wright-Patterson Air Force Base. The objective of the experiments was to demonstrate the potential for single-laser-shot measurements of temperature and the concentration of important product species such as CO₂ in engine test facilities. Such single-shot measurements are very useful for evaluating the combustion performance and efficiency of experimental combustors. The CARS spectra were analyzed using the Sandia National Laboratories CARSFIT code,¹⁹ and experimental and theoretical CO₂ CARS spectra are compared. The temperature was determined from the N₂ spectrum because the CARS spectral model for N₂ has been much more thoroughly tested and validated than the spectral model for CO₂. In addition, the N₂ CARS signal is usually much stronger than the CO₂ CARS signal, and the rotational structure in the N₂ CARS spectrum can be resolved at atmospheric pressure. For these reasons, the N₂ spectrum also serves as a reference standard

Received 24 August 2001; revision received 1 May 2002; accepted for publication 22 November 2002. This material is declared a work of the U.S. Government and is not subject to copyright protection in the United States. Copies of this paper may be made for personal or internal use, on condition that the copier pay the \$10.00 per-copy fee to the Copyright Clearance Center, Inc., 222 Rosewood Drive, Danvers, MA 01923; include the code 0001-1452/03 \$10.00 in correspondence with the CCC.

*Professor, Department of Mechanical Engineering; currently Professor, School of Mechanical Engineering, 585 Purdue Mall, Purdue University, W. Lafayette, IN 47907-2088; Lucht@purdue.edu. Associate Fellow AIAA.

†Graduate Student, Department of Mechanical Engineering.

‡Research Scientist; currently Senior Aerospace Engineer, U.S. Air Force Research Laboratory, 1950 Fifth Street, Wright-Patterson Air Force Base, OH 45433. Associate Fellow AIAA.

§Research Chemist; currently Research Scientist, Swales Aerospace, 18 Langley Building, Mail Stop 493, Hampton, VA 23681.

¶Senior Research Chemist, Propulsion Directorate. Associate Fellow AIAA.

**Lecturer, Physics Department; currently Research Scientist, Instrumentation Systems Development Branch, Mail Stop 236, NASA Langley Research Center, Hampton, VA 23691-2199. Member AIAA.

††Senior Member of the Technical Staff, Microfluidics, MS 9951. Associate Fellow AIAA.

‡‡Distinguished Member of Technical Staff, Combustion Research Facility; currently Research Scientist, Eksigent Technologies, 2021 Las Positas Court, Suite 161, Livermore, CA 94550.

against which to compare the measured and predicted intensities of the CO₂ spectral features.

Experimental System

The dual-pump CARS system for CO₂/N₂ is depicted schematically in Fig. 1. The pump source for the measurements was a Spectra-Physics Model GCR 5 injection-seeded, Q-switched Nd:YAG laser with a repetition rate of 10 Hz. The pulse energy of the 532-nm second-harmonic output of the Nd:YAG laser was approximately 600 mJ. A narrowband dye laser and a broadband dye laser were pumped using approximately 200 and 300 mJ, respectively, of the 532-nm radiation from the Nd:YAG laser. The narrowband dye laser was a Continuum Model ND6000, which has a bandwidth of 0.08 cm⁻¹. The wavelength of the narrowband dye laser was 560 nm. The broadband dye laser was a modeless design with side-pumped Bethune cells for both the "oscillator" and amplifier.²⁰ The spectral output of the broadband dye laser was centered at 607 nm, and the bandwidth was approximately 150 cm⁻¹ full width at half-maximum.

The CARS signal was generated using the three dimensionally phase-matched arrangement shown in Fig. 2 (folded BOXCARS). The pulse energies for the 532-, 560-, and 607-nm beams at the CARS probe volume were typically 30, 30, and 15 mJ, respectively. The CARS focusing lens had a focal length of 400 mm. At the probe volume, the measured diameter of the 532-nm beam was approximately 90 ± 10 μm, whereas the 560- and 607-nm beam

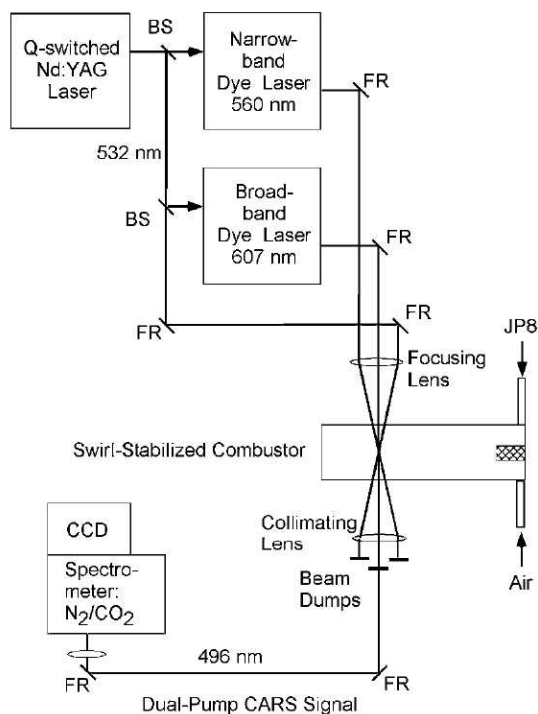


Fig. 1 Experimental apparatus for the single-laser-shot, dual-pump N₂/CO₂ CARS system.

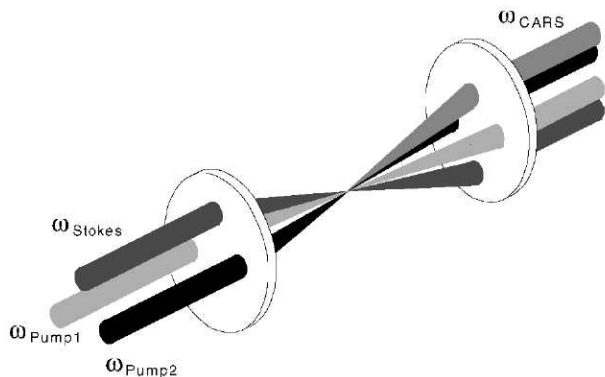


Fig. 2 Three-dimensional phase-matching scheme used for the dual-pump N₂/CO₂ measurements.

focal diameters were approximately 130 ± 15 μm. The spatial resolution of the CARS measurements is estimated to be approximately 2 mm, the interaction length over which approximately 80% of the CARS signal is generated. After passing through the CARS probe volume, the pump, Stokes, and CARS signal beams were recollimated using a 400-mm-focal-length lens. The pump and Stokes beams were directed into beam dumps, and the CARS signal beam was then focused onto the entrance slit of a SPEX 1-m spectrometer equipped with a 2400-line/mm holographic grating. The wavelength of the N₂ and CO₂ CARS signals was approximately 496 nm. The wavelength of the N₂ CARS signal was adjusted by tuning the wavelength of the narrowband dye laser. However, the wavelength of the CO₂ CARS signal did not vary as the narrowband dye laser wavelength was tuned. Therefore, the frequency separation of the N₂ and CO₂ CARS signals could be adjusted and optimized so that the main features for the two molecules did not overlap.

The CARS signal was detected using a 16-bit back-illuminated PixelVision SpectraVideo charge-coupled device (CCD) camera with a 165 × 1100 array of pixels (each pixel 24-μm square) at the exit plane of the spectrometer. To acquire single-laser-shot spectra at the laser repetition rate of 10 Hz, charge within each of the 1100 columns of the CCD array was accumulated in the serial register before readout; the collected charge was then digitized at a rate of 50,000 pixel/s. Even at this low readout rate, this camera is capable of achieving framing rates of ~38 s⁻¹ (reading out all 1100 elements), aided by a modification of the parallel-shift drivers to accommodate a 24-μs shift time. This thermoelectrically cooled CCD camera exhibited very low read noise (approximately 1.5 counts out of 65,536) and dark current (approximately 2 counts/s), whereas exhibiting a quantum efficiency of approximately 80% at 500 nm. Peak nitrogen CARS signals from the McKenna-burner flame (*T* ≈ 1900 K) were typically 5000 counts, corresponding to approximately 40,000 photoelectrons. The Uniblitz 35-mm-aperture camera shutter was left open during data collection because it cannot operate at 10 Hz. Nonetheless, background flame emission, even in the case of the model gas-turbine combustor, did not warrant additional shuttering, apart from the readout process.

The camera and controller were linked to a personal computer with a PixelVision Lynx PCI serial card, which provides a fiber-optic link between the camera and the personal computer, a significant advantage for operation in large-scale facilities. The PixelView software package was employed to control the camera and collect CARS spectra. For each measurement (typically composed of 500–1000 individual single-laser-pulse measurements), the spectra were stored first in computer RAM and then written to the hard drive in a movie format, which included a collection-time tag for individual spectra. Each spectrum was corrected afterward for background signal (consisting primarily of the CCD offset) and for the spectral intensity distribution of the broadband dye laser output using a nonresonant CARS spectrum generated with argon.

The system was optimized and measurements were performed in both laminar propane/air flat-flame burners and a gas cell containing CO₂/N₂ mixtures. The CARS system was then moved to the engine test stand and realigned to perform measurements in the exhaust region of a swirl-stabilized combustor fueled with JP-8. A considerable quantity of single-laser-shot CARS data from 1) the propane/air flame, 2) a hydrogen/air flame seeded with CO₂, 3) the gas cell, and 4) the swirl-stabilized combustor was acquired. The CARS code was modified to allow batch processing of single-laser-shot spectra, greatly decreasing the time required to process the data.

The laminar flame and gas cell measurements were performed also to assess the accuracy and precision of the dual-pump CARS measurements. Both the laminar flat flame and the gas cell provide steady, well-characterized conditions for testing the single-laser-shot performance of the dual-pump CARS system. In addition, the comparison of the experimental data acquired in these experiments with calculated results from the Sandia National Laboratories CARS code is of great interest.

CARS Spectral Model

The approach used to simulate the CO₂ CARS spectrum closely follows that of Hall and Stoffebeam.²¹ Briefly, the 1200–1500 cm⁻¹ region of the Raman spectrum of CO₂ is dominated by vibrational

transitions of the ν_1 (symmetric stretch) and $2\nu_2$ (bending overtone) modes. Because of the near degeneracy $\nu_1 \cong 2\nu_2$, Fermi resonance couples certain sets of vibrational levels with quantum numbers differing by $\Delta\nu_1 = +1$ and $\Delta\nu_2 = -2$ (Fermi polyads). This coupling mixes the polyad vibrational states and significantly perturbs the frequencies and amplitudes of transitions involving the polyads. To describe these effects, we initially calculate unperturbed CO_2 vibrational levels using Hamiltonian expressions, force constants, and rotational constants from Suzuki²² and Chedin.²³ The perturbed-state amplitudes and frequencies are then obtained by diagonalizing matrices involving the interacting states, using Fermi coupling constants from the same references. (The latter are evaluated only for the rotational quantum number J of the most populous level.) When possible, experimental vibrational energies and rotational constants from Rothman and Young²⁴ and Rothman²⁵ are used in place of the computed values, which are less accurate. In evaluating expressions for the third-order susceptibility, up to 128 rotational levels are included in each vibrational level. A total of 182 vibrational levels are considered for inclusion, based on population; consequently, simulations of flame spectra can include ≈ 7000 rotation-vibration levels. Only isotropic contributions from Raman Q -branch transitions ($\Delta J = 0$) are considered, and the isotropic polarizability derivatives are computed from Raman cross sections reported by Penney et al.²⁶ The transition collisional linewidths are assumed to be equal for all vibrational levels and determined entirely by rotational inelasticity, with J -dependent values computed from polynomial fits of theoretical Raman line-broadening coefficients of Rosenmann et al.²⁷ at 300 K. A temperature dependence of $(300/T)^n$, $n = 0.75$, was assumed; Hall and Stufflebeam²¹ found no significant sensitivity of the simulated spectra to values of n in the range 0.5–1.0.

Collisional narrowing effects are approximated using a computationally efficient model based on the rotational diffusion theory of Gordon²⁸ (also see Ref. 29). Whereas more sophisticated collisional narrowing models based on full G -matrix approaches³⁰ have been developed for CO_2 CARS or Raman spectra, such models have been applied to individual bands of vibrational or bending transitions.^{31,32} Because the broadband CARS spectral simulations necessary for this study typically involved tens to hundreds of vibrational bands, we did not employ the computationally intensive G -matrix method, which could potentially require separate matrix inversions and diagonalizations for each band. Finally, we used the spectral convolution expression given in Ref. 15 to account for instrument broadening contributed by the profiles of the narrowband dye laser and the spectrograph/array detector. (The linewidth of the injection-seeded Nd:YAG laser was much smaller than the Raman linewidths and was neglected.) The CARS spectral simulation for N_2 is based on susceptibility expressions and molecular constants described by Farrow et al.³³

Experimental Results

CARS Measurements in Laboratory Flames

Some typical single-laser-shot spectra that were acquired in a stoichiometric propane/air flame stabilized on a water-cooled, sintered-bronze McKenna burner are shown in Fig. 3 along with the associated theoretical fits from the Sandia National Laboratories CARSFIT code. The wavelength of the narrowband dye laser that provided the second pump beam was adjusted to 561.0 nm to position the most prominent feature of the CO_2 Raman spectrum, the 00^0-10^0 band, close to the nitrogen bandhead. The abscissa in Fig. 3 corresponds to the Raman shift region for the CO_2 molecule. In Fig. 3, the Raman shift N_2 spectrum has been decreased by 964 cm^{-1} . In fact, the frequencies of the anti-Stokes signals in Fig. 3 range from 20,107 to 20,212 cm^{-1} , but the spectra are plotted vs Raman shift as is usual with CARS spectra.

As shown in Fig. 3, the theoretical fits to the single-shot spectra are excellent. For the stoichiometric propane/air flames investigated, the temperature is expected to be approximately 2000 K, somewhat below the adiabatic flame temperature due to heat loss to the burner. The equilibrium mole fraction of CO_2 is calculated to be 0.112 in the postflame region. Histograms of temperature and CO_2 mole fraction determined from 500 single-laser shots in the laminar propane/air flame are shown in Figs. 4 and 5, respectively.

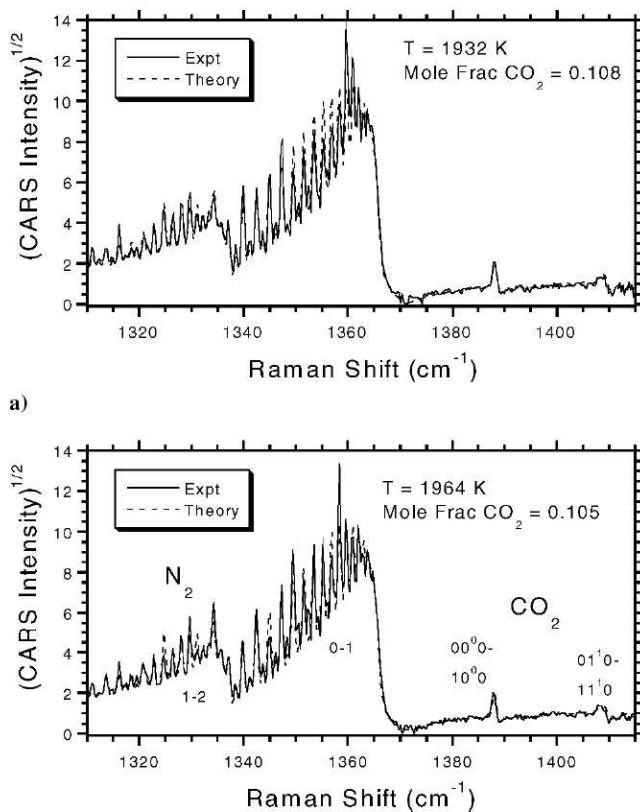


Fig. 3 Single-laser-shot, dual-pump N_2/CO_2 spectra acquired from a propane/air flame stabilized on a McKenna burner; temperature and CO_2 mole fractions determined from the CARS spectrum. Expected (adiabatic equilibrium) mole fraction is 0.103.

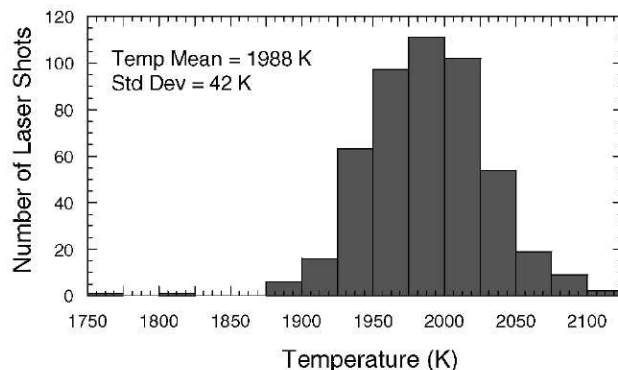


Fig. 4 PDF of temperature determined from single-laser-shot, dual-pump N_2/CO_2 spectra acquired from a stoichiometric propane/air flame.

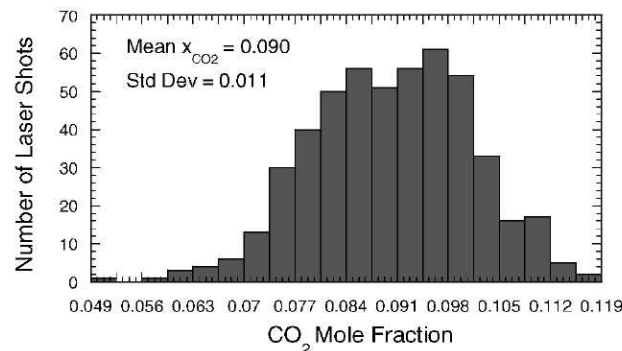
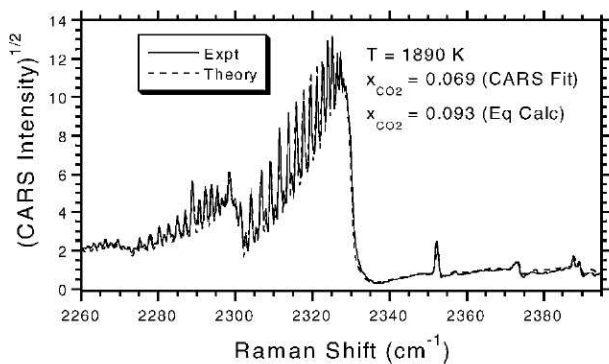


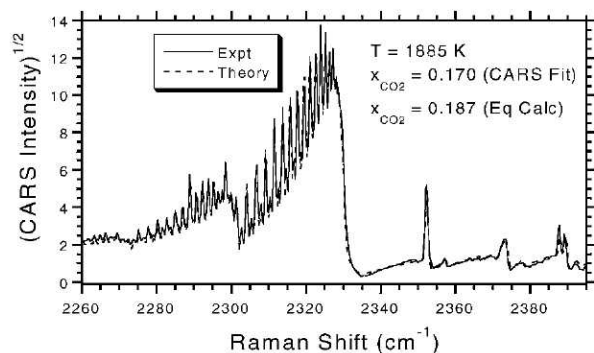
Fig. 5 PDF of CO_2 mole fraction determined from single-laser-shot, dual-pump N_2/CO_2 spectra acquired in a stoichiometric propane/air flame.

The probability density functions (PDFs) contain 480 points. There were 20 spectra where the CARSFIT code returned the initial values at the end of the least-squares fitting procedure. We have not examined these 20 spectra in detail to determine why the fitting procedure failed, although the quality of the spectra was not noticeably different. The mean and rms deviation of the temperature distribution are 1988 and 42 K, respectively. The mean and rms deviation of the CO₂ mole fraction distribution are 0.090 and 0.011, respectively. The measured mean CO₂ mole fraction is about 20% lower than the expected equilibrium value of 0.112, perhaps because some improvement is needed in the CO₂ CARS spectral simulation. Neglect of vibrational dephasing rate in the latter may account for much of the difference between the measured and predicted intensities of the CO₂ spectral features. The sensitivity of the CARS measurement of CO₂ is affected significantly because the rotational constants in the 00⁰ and 10⁰ vibrational levels are nearly equal. Consequently, the Q-branch rotational transitions are almost completely overlapped: The CO₂ CARS signal is enhanced greatly by this overlap and by significant collisional narrowing effects. Inadequacies of the Gordon diffusion model for collisional narrowing in CO₂ have been shown to underpredict theoretical peak intensities at elevated pressures and temperatures.³¹ This tendency would lead to overprediction of best-fit CO₂ concentration if it occurred uniformly in the measured transitions.

Dual-pump CARS measurements were also performed in steady propane/air flames stabilized on a McKenna burner and doped with CO₂. The flow rates of propane and air were held constant, and the equivalence ratio was, therefore, constant; the flames were slightly fuel lean. The CO₂ flow rate was varied to obtain CARS spectra at different CO₂ mole fractions. Averaged CARS spectra from two of these flames are shown in Fig. 6. The experimental results are in good agreement with theory, although the best-fit CO₂ mole fraction is again somewhat lower than the equilibrium value based on the known flow rates, as was the case for the undoped flame described earlier. Note in Fig. 6 that the Raman shift of the CO₂ spectrum has been increased by 964 cm⁻¹ and the N₂ and CO₂ spectra are plotted in the region of the N₂ Raman shift.

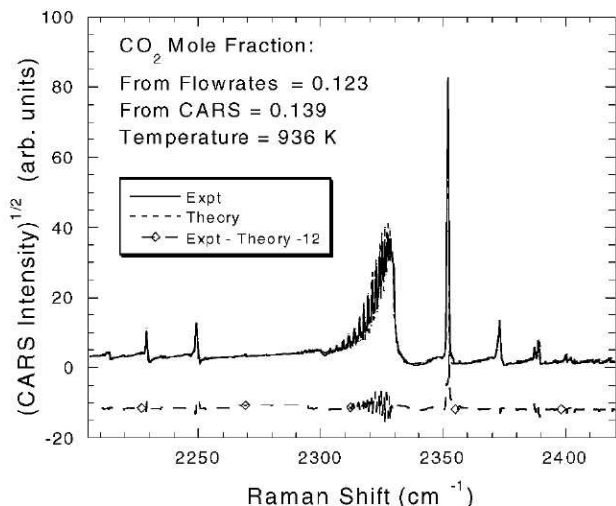


a)

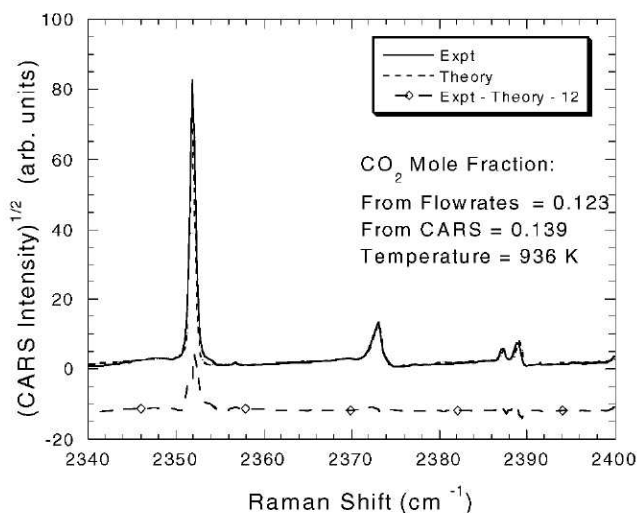


b)

Fig. 6 Dual-pump N₂/CO₂ spectra acquired in propane/air/CO₂ flames stabilized on a McKenna burner, temperature and CO₂ mole fractions determined from the CARS spectrum, and expected equilibrium value for CO₂ mole fraction.



a) Overview



b) Expanded view

Fig. 7 Dual-pump N₂/CO₂ spectra acquired from near-adiabatic hydrogen/air/CO₂ flame stabilized on a Hencken burner at equivalence ratio of 0.26 with calculated adiabatic equilibrium temperature of 965 K.

Measurements were performed in near-adiabatic hydrogen/air/CO₂ flames stabilized on a Hencken burner to obtain dual-pump CO₂/N₂ CARS spectra over a wide range of temperatures.³⁴ The flow rate of the CO₂ was held constant while the hydrogen flow rate and, consequently, the temperature were varied over a wide range. Because of the near-adiabatic nature of the Hencken burner, the measured CARS temperatures can be compared with calculated adiabatic equilibrium temperatures. As shown in Fig. 7, the spectra were acquired with very good signal-to-noise ratios. In our initial analysis of the Hencken burner spectra, we could not get good agreement between theory and experiment for the 00⁰–10⁰ band of CO₂. The reason for this difficulty is that we were trying to fit too wide a Raman shift range, and as a result, the spectral grid was too coarse for an accurate calculation of the intensity of the 00⁰–10⁰ band; this band is very narrow due to strong collisional narrowing effects. After this problem was realized, the central portion of the spectrum shown in Fig. 7a was fit for several different Raman shift ranges to ensure that the Sandia National Laboratories CARS code was calculating the band intensity in an accurate manner.

The temperatures determined from a least-squares fit of the nitrogen CARS spectrum and calculated using the NASA John H. Glenn Research Center at Lewis Field chemical equilibrium code³⁵ are in excellent agreement, as shown in Fig. 8. The CARS temperature is slightly lower than the adiabatic equilibrium temperature for equivalence ratios below 0.5 and slightly higher for the richest equivalence ratio of 1.08. For the rich equivalence ratios, this

disagreement is probably the result of the slow rate of dissociation of the CO₂ molecule. For the flame with an equivalence ratio of 1.08, the calculated equilibrium mole fractions for CO₂ and CO are 0.0966 and 0.0176, respectively. The difference in the enthalpy of formation of the CO₂ and CO molecules could account for the superequilibrium temperatures that are observed, but full chemical kinetic modeling of the flames would be needed to verify this hypothesis.

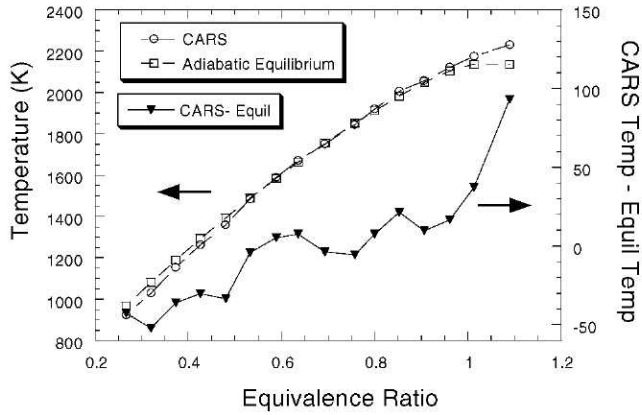


Fig. 8 Comparison of measured CARS temperatures and calculated adiabatic equilibrium temperatures in the near-adiabatic hydrogen/air/CO₂ flames stabilized on a Hencken burner.

For the equivalence ratios less than 0.5, the measured temperatures are approximately 30 K less than the adiabatic equilibrium temperatures. This may be the result of the decrease in hydrogen jet velocity as the hydrogen flow rate is lowered to change the overall equivalence ratio. Flames are very stable on a Hencken burner because of the formation of diffusion flame zones at the exit of the hypodermic needles used to carry the fuel flow. As the fuel jet velocity decreases, there is likely to be more heat loss to the burner surface.

For each of the 16 equivalence ratios shown in Fig. 8, 1000 single-shot dual-pump CARS spectra were acquired. Temperature PDFs from four of these flames are shown in Fig. 9. For each condition, more than 990 of the 1000 single-shot spectra were fitted successfully using CARSFT. The mean and rms deviations for the temperature pdfs are 1046 ± 37 , 1376 ± 37 , 1661 ± 38 , and 1920 ± 41 K for equivalence ratios of 0.32, 0.48, 0.64, and 0.80, respectively. The rms deviations for the temperature PDFs are comparable to the best results reported in the literature.^{36–40} The temperatures were obtained by fitting only the nitrogen part of the spectrum. For the nitrogen CARS, the Raman polarization is created by the interaction of the single-mode 532-nm-pump beam and the modeless dye laser beam; the second, multimode pump beam from the narrowband dye laser is then scattered from the induced polarization to produce the CARS signal. It has been shown previously that for two-color CARS the rms deviation of the temperature PDF is reduced significantly by using a single-mode pump and modeless dye laser^{36,37}; this also appears to be the case for our dual-pump CARS temperature measurements. The use of the back-illuminated unintensified CCD camera also eliminated the need for complicated calibration and correction procedures to account for the nonlinearity and limited dynamic

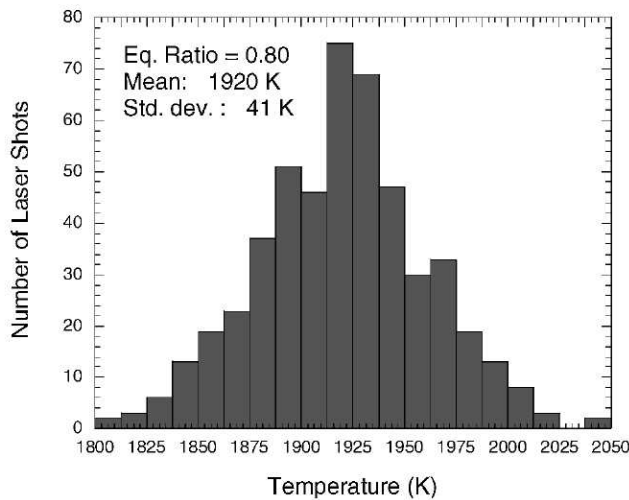
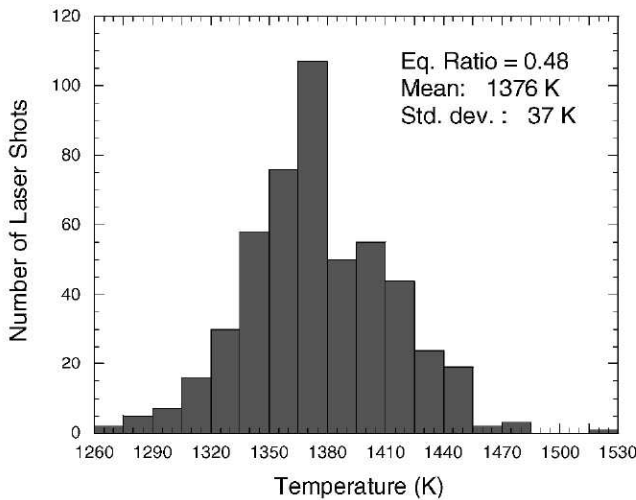
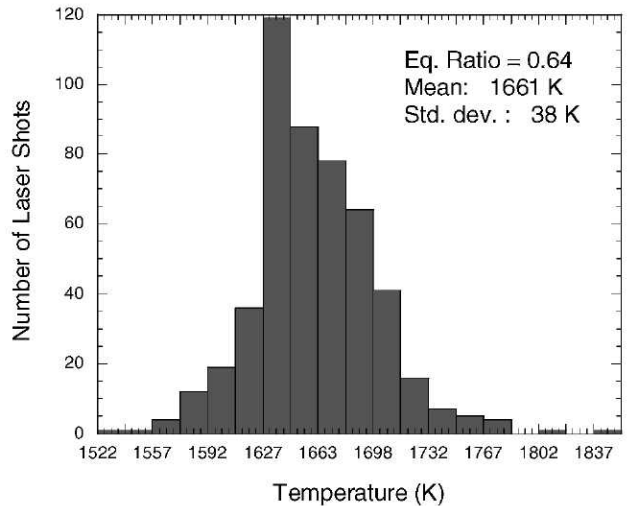
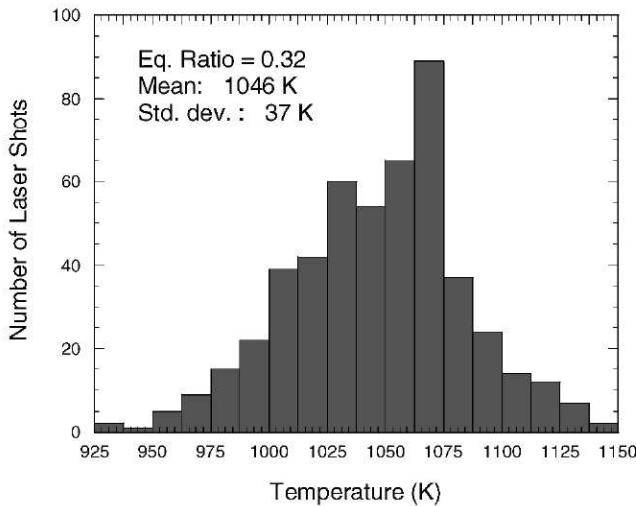
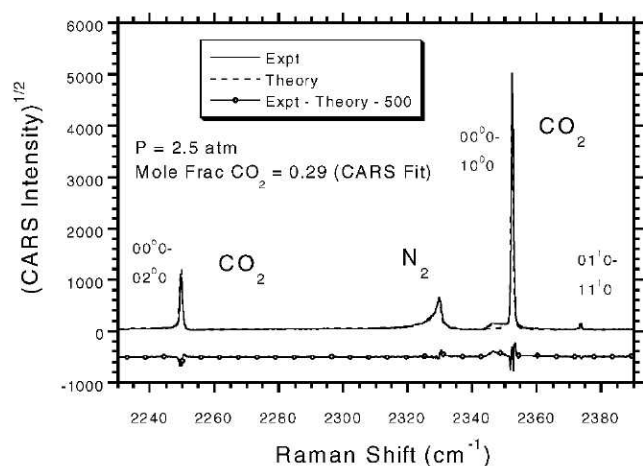


Fig. 9 PDFs of temperature for four different flames determined from single-laser-shot, dual-pump N₂/CO₂ spectra acquired from the near-adiabatic hydrogen/air/CO₂ flames stabilized on a Hencken burner.

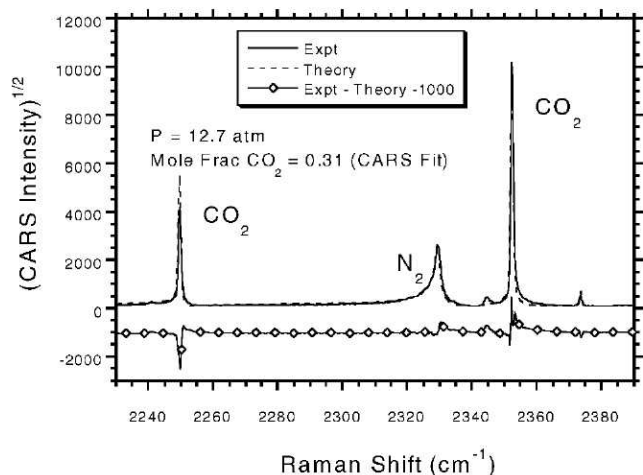
range of detectors employing microchannel plate intensifiers.³⁹ The effect of multimode as compared to single-mode pump radiation on the accuracy and precision of CARS temperature measurements is discussed in detail in Refs. 36–38 and 41–44.

CARS Measurements in the Room-Temperature Gas Cell

Dual-pump CARS measurements of the N_2/CO_2 spectra were acquired in a room-temperature gas cell at pressures up to 13 atm filled with a calibrated gas mixture with a composition of 74% N_2 and 26% CO_2 by volume. CARS spectra acquired at 2.5 and at 12.7 atm are shown in Fig. 10. The theoretical fit to the experimental spectrum is shown along with the CO_2 mole fraction determined from the theoretical fit. The CO_2 mole fraction for the 2.5 atm spectrum (Fig. 10a) is 0.29, reasonably close to the actual value of 0.26. As the pressure increases, the accuracy of the CARS spectral model will become more questionable because of the strong collisional narrowing that occurs in all of the CO_2 bands, which is only approximated by the Gordon²⁸ diffusion model. The neglect of vibrational dephasing is also a significant uncertainty in the CARS spectral model. More spectroscopic investigations are needed to refine the model in these respects, particularly for predicting relative intensities of different vibrational lines. As can be seen from Fig. 10, the theoretical and experimental values of the relative intensities of the $00^0_0-10^0_0$ and $00^0_0-02^0_0$ CO_2 bands are in good agreement at 2.5 atm, but differ by approximately 50% at 12.7 atm. Nonetheless, the best-fit value of the CO_2 mole fraction at 12.7 atm is 0.31, in reasonable agreement with the actual value of 0.26.



a)



b)

Fig. 10 Dual-pump N_2/CO_2 spectra acquired in a room-temperature gas cell where CO_2 mole fraction in calibrated gas mixture in the cell was 0.26.

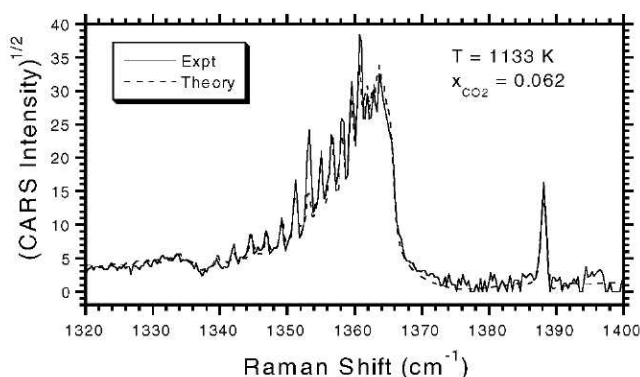


Fig. 11 Single-laser-shot, dual-pump N_2/CO_2 spectra acquired in the exhaust region of the swirl-stabilized combustor operated at 0.41 overall equivalence ratio; temperature and CO_2 mole fraction values determined from fitting of CARS theoretical spectrum to experimental spectrum.

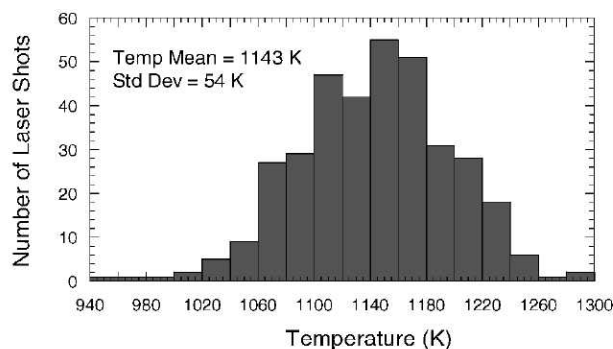


Fig. 12 PDF of temperature determined from single-laser-shot, dual-pump N_2/CO_2 spectra were acquired in the swirl-stabilized combustor operated at 0.41 overall equivalence ratio.

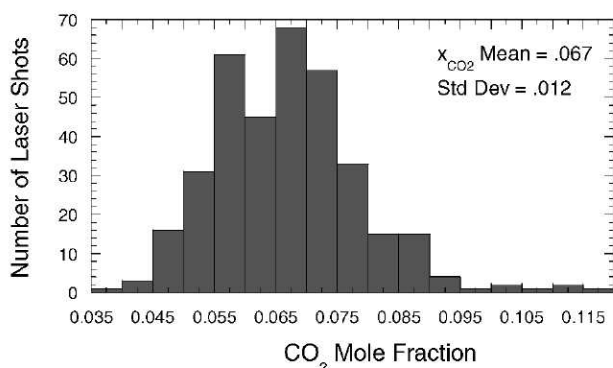


Fig. 13 PDF of CO_2 mole fraction determined from single-laser-shot, dual-pump N_2/CO_2 spectra that were acquired in the swirl-stabilized combustor operated at 0.41 overall equivalence ratio.

CARS Measurements in the Swirl-Stabilized Combustor

A typical single-shot spectrum acquired in the exhaust region of a generic, atmospheric-pressure, swirl-stabilized combustor operating at an overall equivalence ratio of 0.41 is shown in Fig. 11. The temperature and CO_2 mole fraction PDFs resulting from the analysis of 500 single-shot CARS measurements are shown in Figs. 12 and 13, respectively. Of these 500 single-shot spectra, 355 were fitted successfully using the CARS code; again, the 145 spectra where CARSFIT returned the initial values of the fitting variables at the conclusion of the least-squares fitting process have not been examined in detail. At the measured overall equivalence ratio of 0.41, the mean value of the CO_2 mole fraction determined from the single-shot measurements was 0.067 with a standard deviation of 0.012. The mean value of the temperature determined from these same spectra was 1143 K with a standard deviation of 54 K. For combustion of JP-8 and air with an overall equivalence ratio of

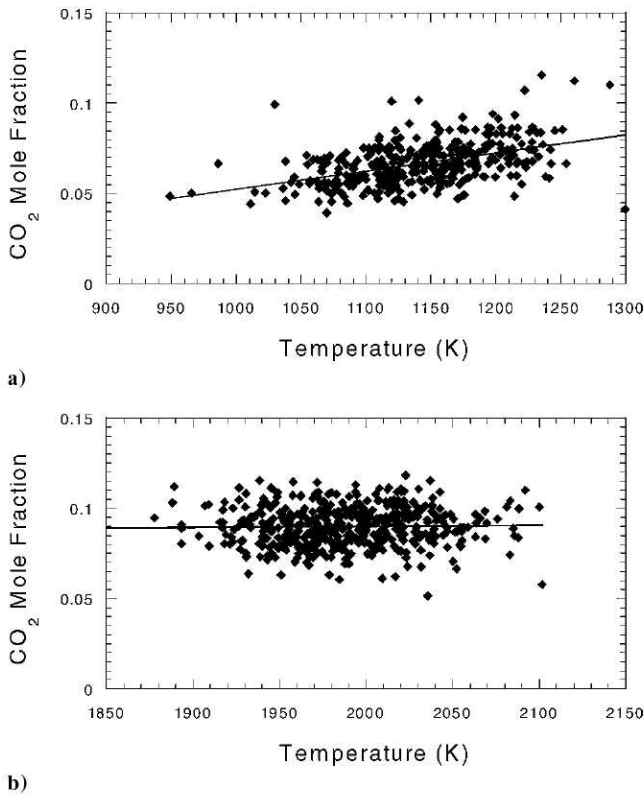


Fig. 14 Temperature- CO_2 mole fraction correlations for the single-shot CARS data a) acquired in the swirl-stabilized combustor operating at 0.41 equivalence ratio and b) in stoichiometric propane/air flame stabilized on a McKenna burner.

0.41, the adiabatic equilibrium values of CO_2 mole fraction and temperature are 0.057 and 1325 K, respectively. [The molecular formula of JP-8 is $\text{C}_{10.9}\text{H}_{20.9}$ and heat of formation is equal to -2.48×10^5 kJ/k mol (private communication, T. Edwards, U.S. Air Force Research Laboratory, Wright-Patterson Air Force Base, 2001).] The measured mean CO_2 concentration is approximately 20% higher than the adiabatic equilibrium value. This is the same level of agreement that was typical of the laminar flame studies. The 20% difference in the swirl-stabilized combustor studies may be due to inaccuracies in the measured fuel flow and airflow rates, to uncertainties in the CARS spectral model, or perhaps to averaging over inhomogeneities in the CARS probe volume. The measured mean temperature was almost 200 K lower than the adiabatic equilibrium temperature, presumably because of heat losses.

The correlation diagram for the measured CO_2 mole fraction and gas-phase temperature is shown in Fig. 14a. A least-squares fit line through the data shows a clear upward trend as expected; the higher CO_2 concentrations in the CARS probe volume indicate higher equivalence ratios, and the gas temperature is correspondingly higher. A similar correlation diagram for the stoichiometric propane/air laminar flame data is shown in Fig. 14b, and the least-squares-fit line through the data shows no such upward trend. The horizontal least-squares-fit line through the data in Fig. 14b indicates, as expected, that the laminar flame is steady and that the fluctuations in temperature and CO_2 mole fraction are due to the CARS instrumental apparatus.

Measurements were also performed at overall equivalence ratios of 0.45, 0.50, 0.55, 0.60, 0.65, and 0.7. At equivalence ratios above 0.6, the CARS optics became misaligned significantly during the experiment because of the heat load from the combustor. For example, the combustor was shut down after the test at the 0.7 equivalence ratio, and the CARS signal in room air had decreased by more than an order of magnitude. For future measurements in practical combustors, it will be necessary to shield the CARS system from the combustor to maintain the system alignment.

The CARS signals from the swirl-stabilized combustor were obtained using the three-dimensional phase-matching scheme shown

in Fig. 2. This phase-matching scheme gives in general the best spatial resolution of any CARS phase-matching scheme. However, the CARS signal level is more susceptible to beam steering caused by turbulence in the flowfield when compared with other schemes such as annular phase matching. In annular phase matching, which we have used in measurements in a high-pressure direct-injection natural gas engine,¹¹ the pump beams are propagated to the probe volume as an annular ring around the inner Stokes beam. The spatial resolution of this phase-matching scheme is somewhat worse than for three-dimensional phase matching, but the CARS signal level is much less susceptible to beam steering. Consequently, annular phase matching may be a better phase-matching scheme for routine measurements in test combustors.

Conclusions

In the dual-pump CARS technique, signals from the two species of interest are generated by the same three laser beams. This allows the CARS spectra to be located at nearly the same frequency, simplifying their measurement, and provides for a high degree of correlation between the two signals, ensuring good single-shot fidelity for concentration measurements. Dual-pump CARS measurements of temperature and CO_2 concentration, employing a modeless dye laser, an injection-seeded Nd:YAG laser, and an unintensified back-illuminated CCD digital camera, were performed in 1) laminar propane/air flames stabilized on a water-cooled McKenna burner, 2) hydrogen/air flames seeded with CO_2 and stabilized on a near-adiabatic Hencken burner, 3) a room-temperature, high-pressure gas cell, and 4) a swirl-stabilized combustor fueled with JP-8.

The single-shot capability of the dual-pump CO_2/N_2 CARS system was demonstrated in both the laboratory flames and in the swirl-stabilized combustor. In the steady laboratory flames, the standard deviations of the temperature and CO_2 mole fraction PDFs determined from the single-shot measurements were approximately 2 and 10% of the mean values, respectively. Accuracy of the CO_2 mole fractions derived from the CARS signals and the Sandia National Laboratories CARS code was reasonably good, about 10–20% in atmospheric-pressure flames and in the room-temperature, high-pressure gas cell, in spite of strong collisional narrowing of the CO_2 lines. The limited parameter range that was investigated in these measurements indicates the need to investigate the CARS spectrum of CO_2 over much wider ranges of pressure and temperature. The dual-pump CARS technique is ideal for these types of investigations because the nitrogen CARS spectrum can be used as a concentration reference for the CO_2 spectrum, for thermometry, and for accurate characterization of experimental parameters such as the instrument function for the spectrometer-CCD system.

These measurements demonstrate also the potential of multipump CARS techniques for the characterization of the temperature and the major species concentrations in challenging environments such as model gas-turbine combustors. The high degree of correlation between the nitrogen signal and the CO_2 signal in the dual-pump CARS technique is an especially valuable characteristic of the measurements. Strong collisional narrowing in the $00^0_0-10^0_0$ band increases the intensity of this band significantly even at atmospheric pressure, allowing the measurement of single-shot CO_2 CARS signals at mole fractions down to the level of 1–2%. The dual-pump N_2/CO_2 CARS system will be useful for investigating a wide variety of hydrocarbon-fueled combustion systems.

Acknowledgments

This research was supported by the U.S. Air Force Research Laboratory, Propulsion Directorate, Wright-Patterson Air Force Base, under Contract F33615-99-C-2964. The authors thank Robert Foglesong of the Exxon-Mobil Corp., Houston, Texas, for his assistance in modifying the Sandia National Laboratories coherent anti-Stokes Raman scattering code for batch processing.

References

- Eckbreth, A. C., *Laser Diagnostics for Combustion Temperature and Species*, 2nd ed., Gordon and Breach, Amsterdam, 1996, pp. 281–380.
- Eckbreth, A. C., "CARS Thermometry in Practical Combustors," *Combustion and Flame*, Vol. 39, 1980, pp. 133–147.

- ³Goss, L. P., Trump, D. D., MacDonald, B. G., and Switzer, G. L., "10-Hz Coherent Anti-Stokes Raman Spectroscopy Apparatus for Turbulent Combustion Studies," *Review of Scientific Instruments*, Vol. 54, 1983, pp. 563–571.
- ⁴Greenhalgh, D. A., Porter, F. M., and England, W. A., "The Application of Coherent Anti-Stokes Raman Scattering to Turbulent Combustion Thermometry," *Combustion and Flame*, Vol. 49, 1983, pp. 171–181.
- ⁵Aldén, M., and Wallin, S., "CARS Experiments in a Full-Scale (10 m × 10 m) Industrial Coal Furnace," *Applied Optics*, Vol. 24, 1985, pp. 3434–3437.
- ⁶Bengtsson, P.-E., Martinsson, L., Aldén, M., Johansson, B., Lassesson, B., Marforio, K., and Lundholm, G., "Dual-Broadband Rotational CARS Measurements in an IC Engine," *Twenty-Fifth Symposium (International) on Combustion*, Combustion Inst., Pittsburgh, PA, 1994, pp. 1735–1742.
- ⁷Switzer, G., Sturgess, G., Sloan, D., and Shouse, D., "Relation of CARS Temperature Fields to Lean Blowout Performance in an Aircraft Gas Turbine Generic Combustor," AIAA Paper 94-3271, 1994.
- ⁸Eckbreth, A. C., Dobbs, G. M., Stufflebeam, J. H., and Tellex, P. A., "CARS Temperature and Species Measurements in Augmented Jet Engine Exhausts," *Applied Optics*, Vol. 23, 1984, pp. 1328–1339.
- ⁹Eckbreth, A. C., Anderson, T. J., and Dobbs, G. M., "Multi-Color CARS for Hydrogen-Fueled Scramjet Applications," *Applied Physics B*, Vol. 45, 1988, pp. 215–223.
- ¹⁰Antcliff, R. R., and Jarrett, O., Jr., "Multispecies Coherent Anti-Stokes Raman Scattering Instrument for Turbulent Combustion," *Review of Scientific Instruments*, Vol. 58, 1987, pp. 2075–2080.
- ¹¹Green, S. M., Rubas, P. J., Paul, M. A., Peters, J. E., and Lucht, R. P., "An Annular Phase-Matched Dual-Pump CARS System for the Simultaneous Detection of Nitrogen and Methane," *Applied Optics*, Vol. 37, 1998, pp. 1690–1701.
- ¹²Bengtsson, P.-E., Martinsson, L., and Aldén, M., "Combined Vibrational and Rotational CARS for Simultaneous Measurements of Temperature and Concentrations of Fuel, Oxygen, and Nitrogen," *Applied Spectroscopy*, Vol. 49, No. 2, 1995, pp. 188–192.
- ¹³Lebel, M., and Cottreau, M. J., "Study of the Effect of the Residual Gas Fraction on Combustion in a S. I. Engine Using Simultaneous Measurements of Temperature and CO₂ Concentration," *SAE Technical Paper Series*, Paper 922388, Society of Automotive Engineers, Warrendale, PA, 1992.
- ¹⁴Lucht, R. P., "Three-Laser Coherent Anti-Stokes Raman Scattering Measurements of Two Species," *Optics Letters*, Vol. 12, 1987, pp. 78–80.
- ¹⁵Hancock, R. D., Schauer, F. R., Lucht, R. P., and Farrow, R. L., "Dual-Pump Coherent Anti-Stokes Raman Scattering (CARS) Measurements of Hydrogen and Oxygen in a Laminar Jet Diffusion Flame," *Applied Optics*, Vol. 36, 1997, pp. 3217–3226.
- ¹⁶Schauer, F. R., "Investigation of Flame Structure and Thermal Diffusion Effects in Hydrogen Jet Diffusion Flames," Ph.D. Dissertation, Univ. of Illinois, Urbana, IL, 1998.
- ¹⁷Brüggemann, D., Wies, B., Zhang, X. X., Heinze, T., and Knoche, K. F., "CARS Spectroscopy for Temperature and Concentration Measurements in a Spark Ignition Engine," *Combustion Flow Diagnostics*, edited by D. F. G. Durão, M. V. Heitor, J. H. Whitelaw, and P. O. Witze, Kluwer Academic, Dordrecht, The Netherlands, 1992, pp. 495–511.
- ¹⁸Foglesong, R. E., Green, S. M., Lucht, R. P., and Dutton, J. C., "Dual-Pump Coherent Anti-Stokes Raman Scattering Technique for Simultaneous Measurement of Pressure and Temperature," *AIAA Journal*, Vol. 36, 1998, pp. 234–240.
- ¹⁹Palmer, R. E., "The CARSFT Computer Code for Calculating Coherent Anti-Stokes Raman Spectra: User and Programmer Information," Sandia National Labs., Rept SAND89-8206, Livermore, CA, 1989.
- ²⁰Hahn, J. W., Park, C. W., and Park, S. N., "Broadband Coherent Anti-Stokes Raman Spectroscopy with a Modeless Dye Laser," *Applied Optics*, Vol. 36, 1997, pp. 6722–6728.
- ²¹Hall, R. J., and Stufflebeam, J. H., "Quantitative CARS Spectroscopy of CO₂ and N₂O," *Applied Optics*, Vol. 23, 1984, pp. 4319–4327.
- ²²Suzuki, I., "General Anharmonic Force Constants of Carbon Dioxide," *Journal of Molecular Spectroscopy*, Vol. 25, 1968, pp. 479–500.
- ²³Chedin, A., "Carbon-Dioxide Molecule: Potential, Spectroscopic, and Molecular Constants from Its Infrared Spectrum," *Journal of Molecular Spectroscopy*, Vol. 76, 1979, pp. 430–491.
- ²⁴Rothman, L. S., and Young, L. D. G., "Infrared Energy-Levels and Intensities of Carbon-Dioxide: II," *Journal of Quantitative Spectroscopy and Radiative Transfer*, Vol. 25, 1981, pp. 505–524.
- ²⁵Rothman, L. S., "Infrared Energy-Levels and Intensities of Carbon-Dioxide: III," *Applied Optics*, Vol. 25, 1986, pp. 1795–1816.
- ²⁶Penney, C. M., Goldman, L. M., and Lapp, M., "Raman Scattering Cross Sections," *Nature*, Vol. 235, 1972, pp. 110–112.
- ²⁷Rosenmann, L., Hartmann, J. M., Perrin, M. Y., and Taine, J., "Accurate Calculated Tabulations of IR and Raman CO₂ Line Broadening by CO₂, H₂O, N₂, O₂ in the 300–2400-K Temperature-Range," *Applied Optics*, Vol. 27, 1988, pp. 3902–3907.
- ²⁸Gordon, R. G., "On the Rotational Diffusion of Molecules," *Journal of Chemical Physics*, Vol. 44, 1966, pp. 1830–1836.
- ²⁹Hall, R. J., and Greenhalgh, D. A., "Application of the Rotational Diffusion Model to Gaseous N₂ CARS Spectra," *Optics Communications*, Vol. 40, 1982, pp. 417–420.
- ³⁰Koszykowski, M. L., Farrow, R. L., and Palmer, R. E., "Calculation of Collisionally Narrowed Coherent Anti-Stokes Raman Spectroscopy Spectra," *Optics Letters*, Vol. 10, 1985, pp. 478–480.
- ³¹Cottreau, M. J., Grisch, F., and Marie, J. J., "CARS Measurements of Temperature and Species Concentrations in an IC Engine," *Applied Physics B*, Vol. 51, 1990, pp. 63–66.
- ³²Millot, G., Lavorel, B., Fanjoux, G., and Wenger, C., "Determination of Temperature by Stimulated Raman Scattering of Molecular Nitrogen, Oxygen, and Carbon Dioxide," *Applied Physics B*, Vol. 56, 1993, pp. 287–293.
- ³³Farrow, R. L., Mattern, P. L., and Rahn, L. A., "Comparison Between CARS and Corrected Thermocouple Temperature Measurements in a Diffusion Flame," *Applied Optics*, Vol. 21, 1982, pp. 3119–3125.
- ³⁴Hancock, R. D., Bertagnolli, K. E., and Lucht, R. P., "Nitrogen and Hydrogen CARS Temperature Measurements in a Near-Adiabatic, Surface-Mixing (Hencken) Burner," *Combustion and Flame*, Vol. 109, 1997, pp. 323–331.
- ³⁵Gordon, S., and McBride, B. J., "Computer Program for Calculation of Complex Chemical Equilibrium Compositions, Rocket Performance, Incident and Reflected Shocks, and Chapman–Jouget Detonations," NASA Rept. SP-273, 1976.
- ³⁶Snelling, D. R., Sawchuk, R. A., and Parameswaran, T., "Noise in Single-Shot Broadband Coherent Anti-Stokes Raman Spectroscopy That Employs a Modeless Dye Laser," *Applied Optics*, Vol. 33, No. 36, 1994, pp. 8295–8301.
- ³⁷Snowdon, P., Skippon, S. M., and Ewart, P., "Improved Precision of Single-Shot Temperature Measurements by Broadband CARS by Use of a Modeless Laser," *Applied Optics*, Vol. 30, No. 9, 1991, pp. 1008–1010.
- ³⁸Snelling, D. R., Sawchuk, R. A., and Smallwood, G. J., "An Improved CARS Spectrometer for Single-Shot Measurements in Turbulent Combustion," *Review of Scientific Instruments*, Vol. 63, No. 12, 1992, pp. 5556–5564.
- ³⁹Löfström, C., Kröll, S., and Aldén, M., "Investigation of the Precision and Accuracy of 2-1 CARS and Its Application in Temperature Measurements in Turbulent Flames," *Twenty-Fourth Symposium (International) on Combustion*, Combustion Inst., Pittsburgh, PA, 1992, pp. 1637–1644.
- ⁴⁰Bradley, D., Lawes, M., Scott, M. J., Sheppard, C. G. W., Greenhalgh, D. A., and Porter, F. M., "Measurement of Temperature PDFs in Turbulent Flames by the CARS Technique," *Twenty-Fourth Symposium (International) on Combustion*, Combustion Inst., Pittsburgh, PA, 1992, pp. 527–535.
- ⁴¹Snelling, D. R., Parameswaran, T., and Smallwood, G. J., "Noise Characteristics of Single-Shot Broadband CARS Signals," *Applied Optics*, Vol. 26, No. 19, 1987, pp. 4298–4302.
- ⁴²Snelling, D. R., Sawchuk, R. A., and Mueller, R. E., "Single-Pulse CARS Noise: A Comparison Between Single-Mode and Multimode Pump Lasers," *Applied Optics*, Vol. 24, No. 17, 1985, pp. 2771–2778.
- ⁴³Snelling, D. R., Smallwood, G. J., Sawchuk, R. A., and Parameswaran, T., "Precision of Multiplex CARS Temperatures Using Both Single-Mode and Multimode Pump Lasers," *Applied Optics*, Vol. 26, No. 1, 1987, pp. 99–110.
- ⁴⁴Kröll, S., Aldén, M., Berglund, T., and Hall, R. J., "Noise Characteristics of Single Shot Broadband Raman-Resonant CARS with Single- and Multimode Lasers," *Applied Optics*, Vol. 26, No. 6, 1987, pp. 1068–1073.