

SDR/STRS Flight Experiment and the Role of SDR-Based Communication and Navigation Systems

Richard C. Reinhart & Sandra K. Johnson
Communications Division
NASA's John H. Glenn Research Center
Cleveland, Ohio

IDGA
6th Annual Software Radio Summit
February 25 - 28, 2008

This presentation describes an open architecture SDR (software defined radio) infrastructure, suitable space-based radios and operations, entitled Space Telecommunications Radio System (STRS). SDR technologies will endow space and planetary exploration systems with dramatically increased capabilities, reduced power consumption, and less mass than conventional systems, at costs reduced by vigorous competition, hardware commonality, dense integration, minimizing the impact of parts obsolescence, improved interoperability, and software re-use. To advance the SDR architecture technology and demonstrate its applicability in space, NASA is developing a space experiment of multiple SDRs each various waveforms to communicate with NASA's TDRSS satellite and ground networks, and the GPS constellation. An experiments program will investigate S-band and Ka-band communications, navigation and networking technologies and operations.



SDR/STRS Flight Experiment and the Role of SDR-Based Communication and Navigation Systems

February 2008

Richard C. Reinhart & Sandra K. Johnson
Communications Division
NASA's John H. Glenn Research Center
Cleveland, Ohio



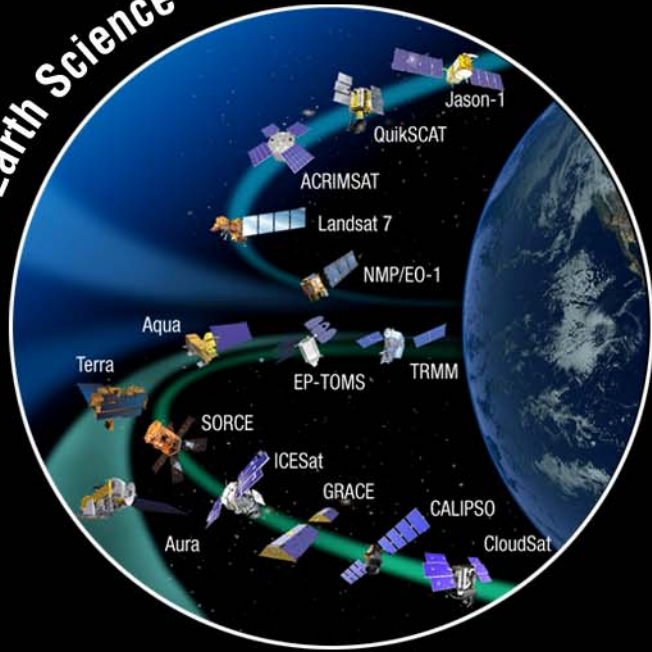
Briefing Content

- NASA's Science and Space Exploration Missions
 - What are the drivers and constraints for space SDR?
- SDR & NASA's SDR Standard Open Architecture: The Space Telecommunications Radio System (STRS) Standard
- SDR/STRS-based Communication, Navigation, and Networking reConfigurable Testbed, (CONNECT) , experiment aboard ISS

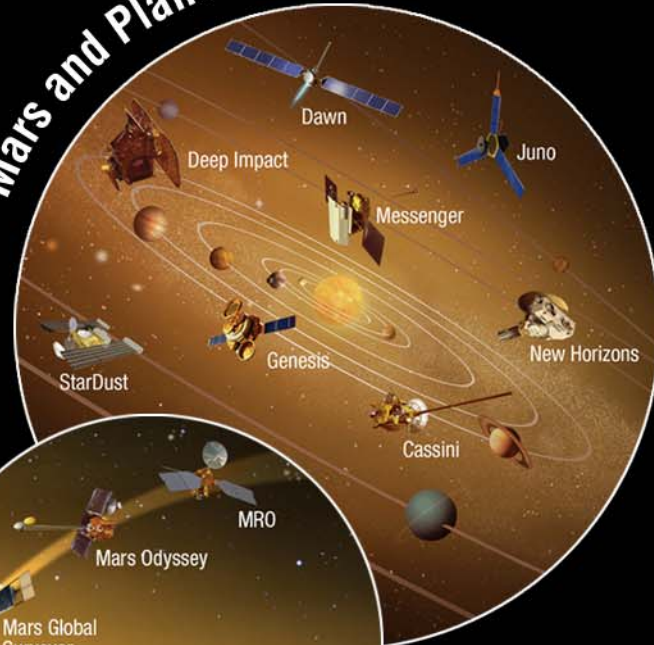
Science and Space Exploration Missions

The background of the slide is a deep space scene. On the right side, a large, bright blue planet is partially visible, showing a dark horizontal band across its center. In the lower-left quadrant, there is a smaller, brown, cratered planet. The central and upper portions of the image are dominated by a vibrant green and blue nebula or galaxy, with intricate patterns of light and color. The entire scene is set against a dark, star-filled background.

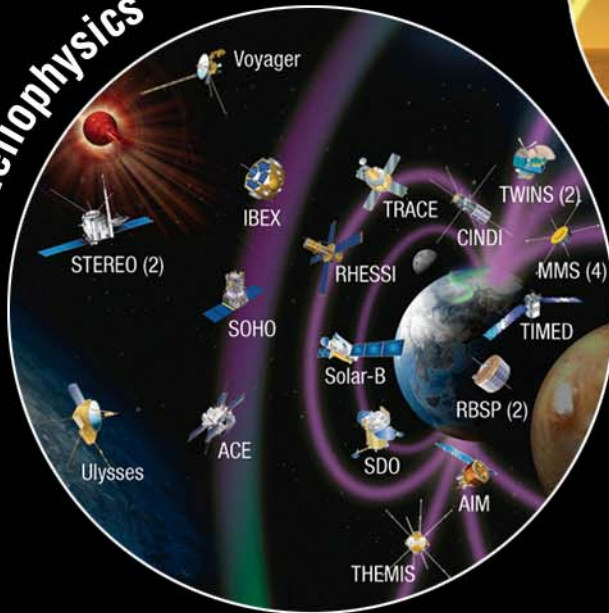
Earth Science



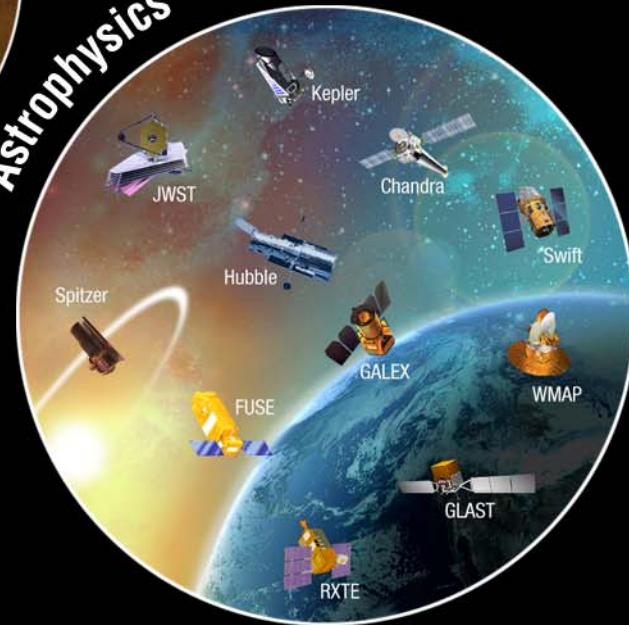
Mars and Planetary Science



Heliophysics



Astrophysics





Exploration Roadmap

05 06 07 08 09 10 11 12 13 14 15 16 17 18 19 20 21 22 23 24 25

▲ CEV Contract Award


▲ Orion/Ares Operational

▲ Lunar Outpost Buildup

7th Human Lunar Landing



Lunar Robotic Missions




Science Robotic Missions



Mars Expedition Design

Commercial Crew/Cargo for ISS



Space Shuttle Operations



Orion CEV Development



ARES I Launch Vehicle Development

Orion Production and Operations



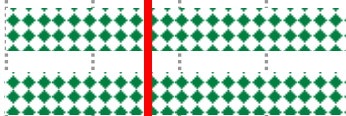
Early Design Activity

Lunar Lander Development



Lunar Heavy Launch Development

Earth Departure Stage Development



Surface Systems Development



Note: Specific dates and milestones not yet established.



Drivers for NASA Space SDR

- **Radiation Suitable Processing & Memory**

- Less capable than terrestrial, often lagging by a generation or two.
- Limits both the footprint and complexity/capability of the infrastructure.

- **Spacecraft Resource Constraints**

- Spacecraft size, weight, and power limitations on spacecraft.
- Architecture overhead must be balanced against these spacecraft constraints.

- **Reliability**

- Designed to prevent single point failures.
- Crewed missions have high reliability requirements, especially for safety critical applications.

- **Specialized Signal Processing Abstraction**


- Waveforms to be deployed on specialized hardware (FPGAs, ASICS)

- **Space Waveforms**

- Data rates range from kbps to Gbps.
- Frequencies from MHz to GHz


The background of the slide is a space-themed image. It features a large, bright blue planet on the right side, partially obscured by the text. In the lower-left corner, there is a smaller, brown, cratered planet. The background is filled with a green and blue nebula and a field of stars.

SDR
Space Telecommunications Radio System




SDRs Provide Flexibility Through Software Reconfiguration

- Reconfigure communication and navigation functions
 - According to mission phase (mass reduction technique)
 - Emerging/changing Requirements
 - Adaptable, Flexible
 - Post-launch software upgrades
- Common hardware platforms for multiple radios over a variety of missions
- Multi-function SDR provides new operational capability
- NASA's early SDR developments
 - JPL's UHF Electra and GPS Blackjack receiver
 - ITT's combined S-band and GPS receiver: Low Power Transceiver (LPT)




JPL's Electra SDR




NASA Software Defined Radio Technology in Flight

Blackjack



SRTM




STS-107



Global Flyer

Electra



Mars Reconnaissance Orbiter

Electra



Mars Science Lab

STRS-based SDR Experiment




Comm, Nav, and Networking reConfigurable Test bed

2000

2010

Blackjack



Champ

LPT



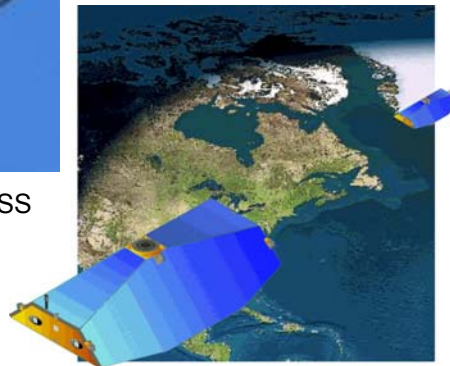
F-16 AFSS

Blackjack



JASON

Blackjack



GRACE

LPT



AFRL TacSat-2



Space Telecommunications Radio System (STRS) Architecture Introduction

Background


- Agency initiative to infuse SDR Technology and Architectures for NASA missions
- Established ~2005 and composed of engineers from GRC, GSFC, JSC, JPL and APL
- Funded through NASA's Space Communications and Navigation Office (SCaN)

Objectives

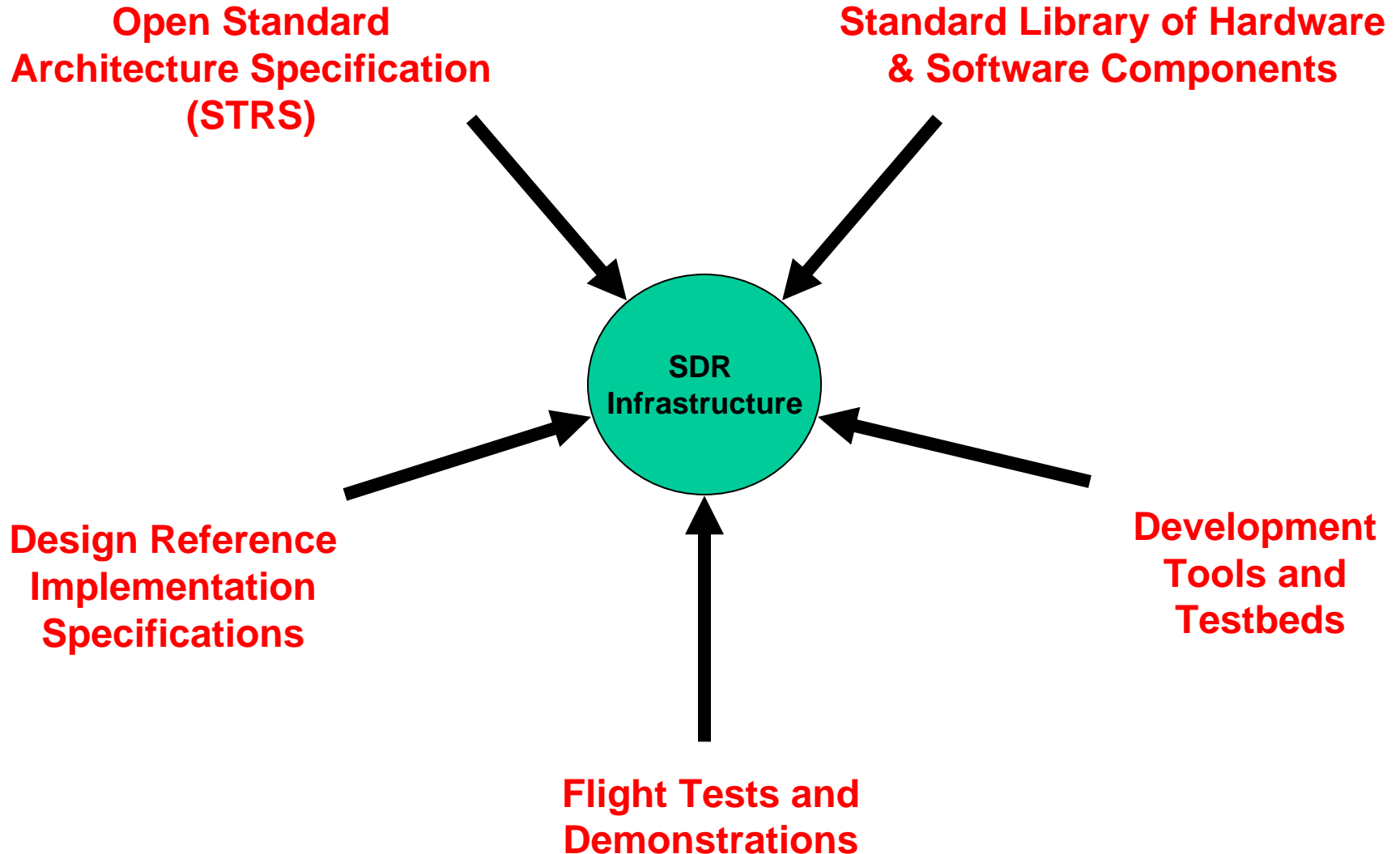
- Provide architecture (not implementation) commonality among mission use of SDRs
- Reduce mission risk through reuse of qualified/compliant software and hardware modules among different applications.
- Abstract waveform functionality from platform to reduce mission dependence on single radio/software vendor as waveforms become reconfigurable and evolvable years after development.
- Enables waveform component contributions to repository for reuse

Approach

- Standardize functions and interfaces (hardware, software, and firmware) to implement radio communication and navigation for NASA missions (small, med, large)
- Close tie to industry (through SDR Forum) for existing standards, best practices and early acceptance



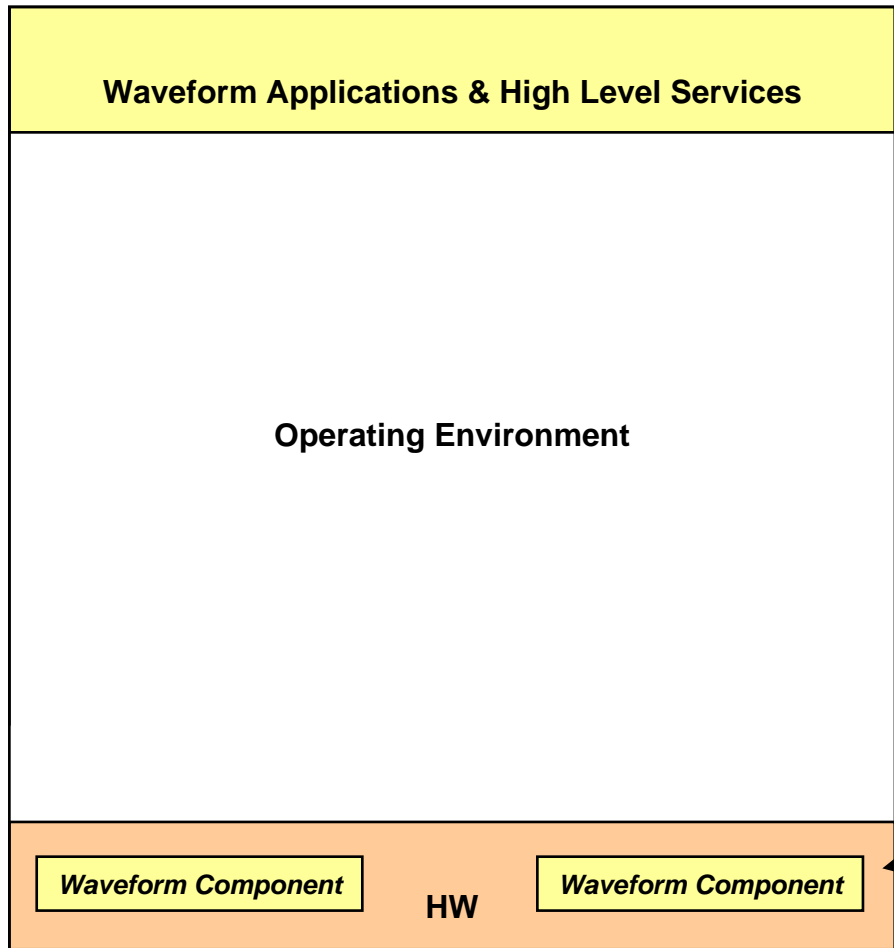
NASA is Developing a Five-Part Agency SDR Infrastructure to Enhance Acceptance and Use of the Standard





SDR Custom Architecture

Waveform Application and Hardware Interfaces



- Low rate waveform application components allocated to processor based signal processor. High level services used to control and monitor application software

- Operating Environment provides access to processor and specialized hardware for waveform processing

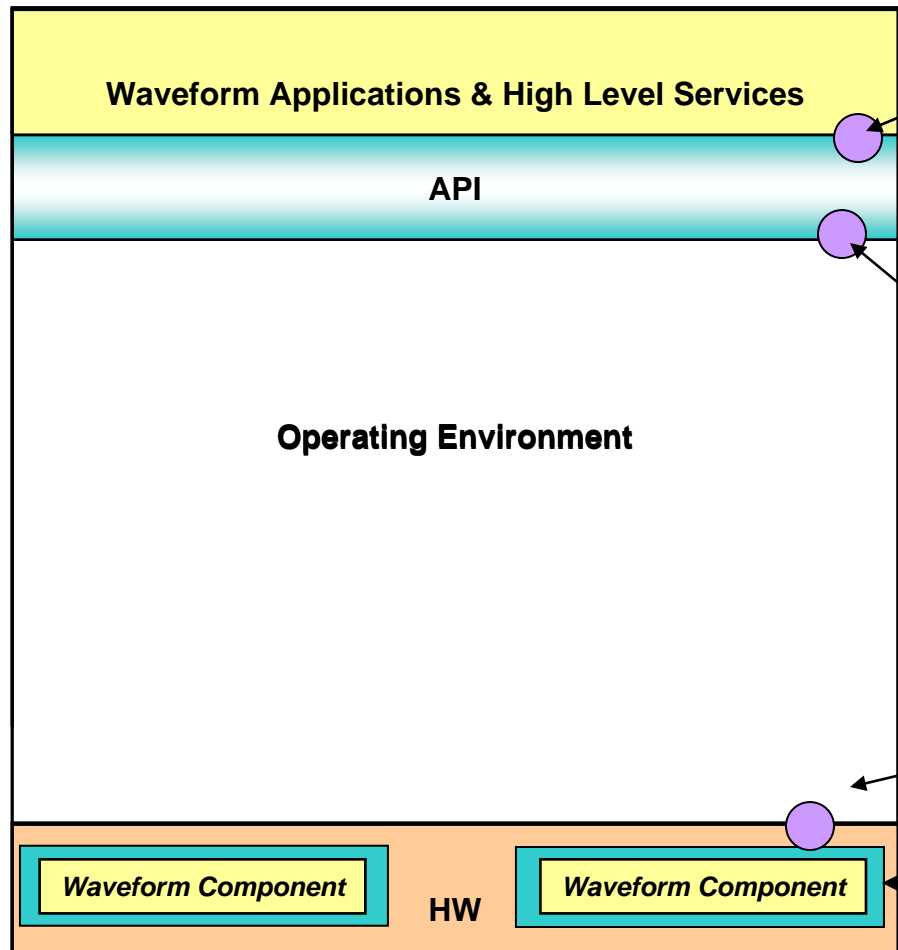
- High rate waveform application components allocated to specialized processing hardware.

- Waveform decomposition driven by designers, not architecture



STRS Open Architecture

Waveform Application API and Hardware Abstraction




● Waveform designers use specified API to access processor and specialized hardware

● APIs specified by architecture separate the waveform from the Operating Environment for waveform portability

● Operating Environment provides published interfaces (API services and hardware abstraction control to waveform)

● Hardware Abstraction Layer (HAL) provides wrapper to help port HDL software among platforms



STRS Open Architecture Platform and Waveform Aspects

Hardware (Platform Compliance)

- Common Hardware Interface Definition (HID)
 - Electrical interfaces, connectors, and physical requirements specified by the mission
 - Power, Mass, Mechanical, Thermal Properties
 - Signals (e.g. Control and Data); Functionality of signals
- Platform Configuration Files
 - Defines a particular instance of an implementation
 - Describes how waveforms are configured
- Common SW Services (STRS Infrastructure)
 - Common API Layer (STRS API set, POSIX abstraction layer)
 - Standard/Published HAL

Software (Application Waveform Compliance)

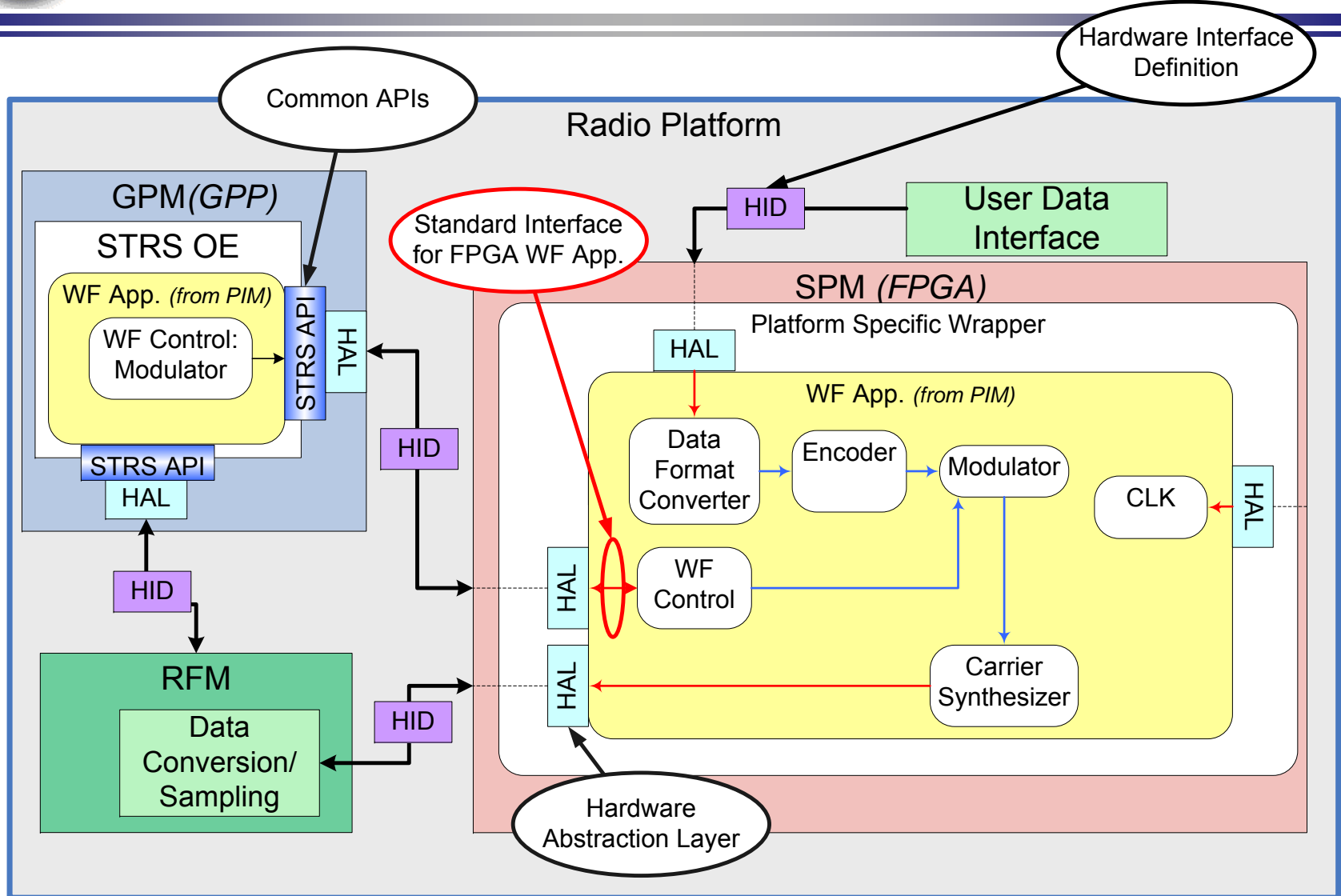
- Adhere to common set of APIs to separate waveform software from platform hardware; portability/reuse

STRS Repository

- Collection of hardware and software modules, definitions, documents for mission reuse
- STRS Documentation aids 3rd party developers with the structure under which they can develop new hardware or software modules



STRS Interface Highlights





Future Plans for STRS

- Near Term
 - Complete reference implementation of current revision (1.01) of architecture
 - Port to flight platforms
 - Assess performance
- Develop Version 2.0 of the STRS Standard
 - Incorporate input from:
 - NASA References implementation
 - SDR Forum comments to STRS document, released Nov 2007
 - Input from other Government Agencies
 - ISS On-orbit Experiment (CONNECT)
 - Add/mature architecture firmware and hardware interfaces
 - Develop approach for Firmware module and interface standardization
- Future versions: Incorporate navigation, ranging, and security aspects into standard

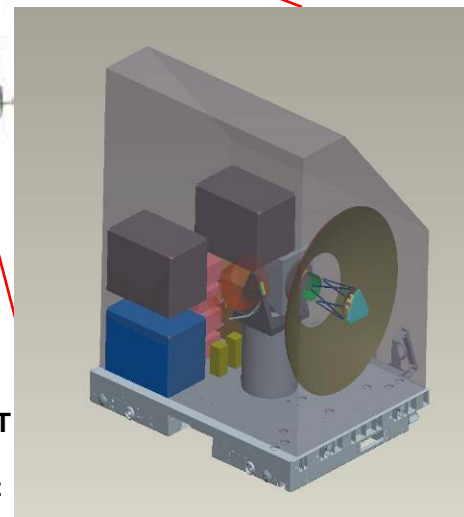
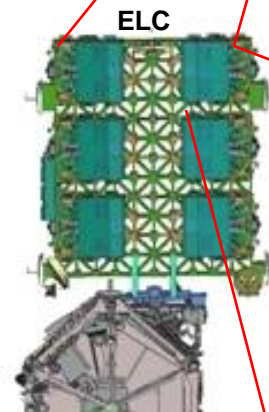
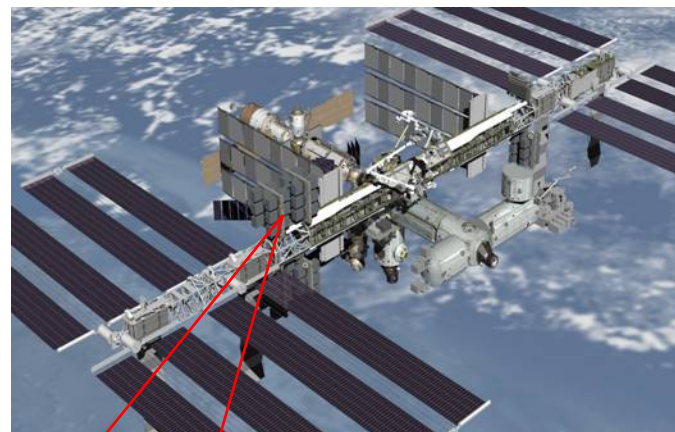
The background of the slide is a deep space scene. It features a vibrant green and blue nebula or aurora-like glow in the center. To the right, a large, bright blue sphere, possibly a planet or moon, is partially visible. In the lower-left quadrant, there is a smaller, dark, cratered sphere, likely representing an asteroid or a small moon. The overall background is a dark, star-filled space.

CONNECT
Communications, Navigation, and
Networking reConfigurabile Test-bed




Communication, Navigation, and Networking reConfigurable Testbed (CONNECT), ISS Experiment

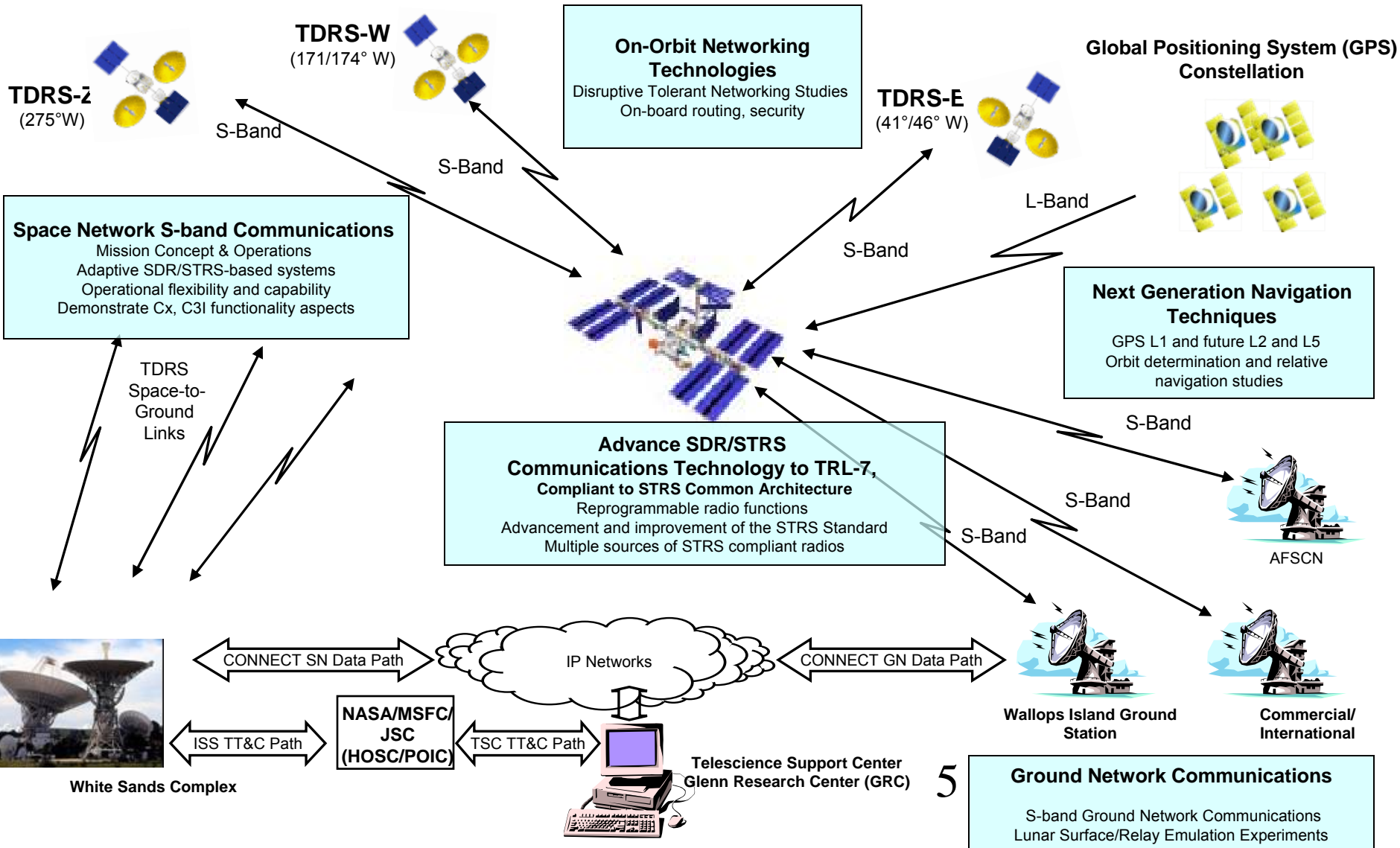
- Promote development and Agency-wide adoption of NASA's SDR Standard
 - Reduce new technology risk
- Outpost to conduct SDR/STRS-based application experiments in communication, navigation, and networking
 - Addresses specific mission risk areas – e.g., LDPC codes, cross banding, flexible/reconfigurable transceivers
- Move SDR/STRS technologies to TRL 7 – SDR platforms, STRS Standard, software/firmware algorithms, SDR operation, and new GPS bands.




CoNNeCT
Payload
Concept



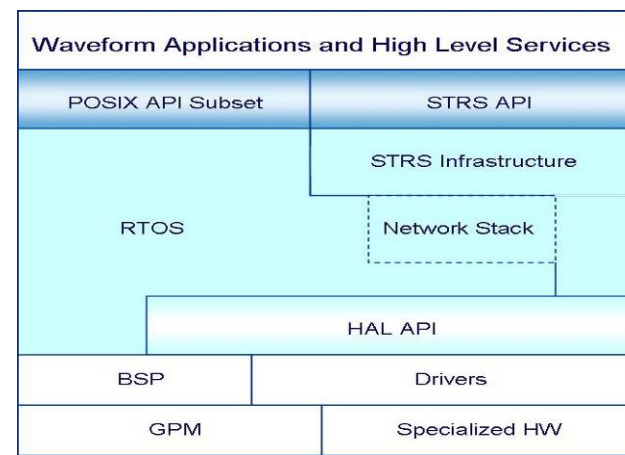
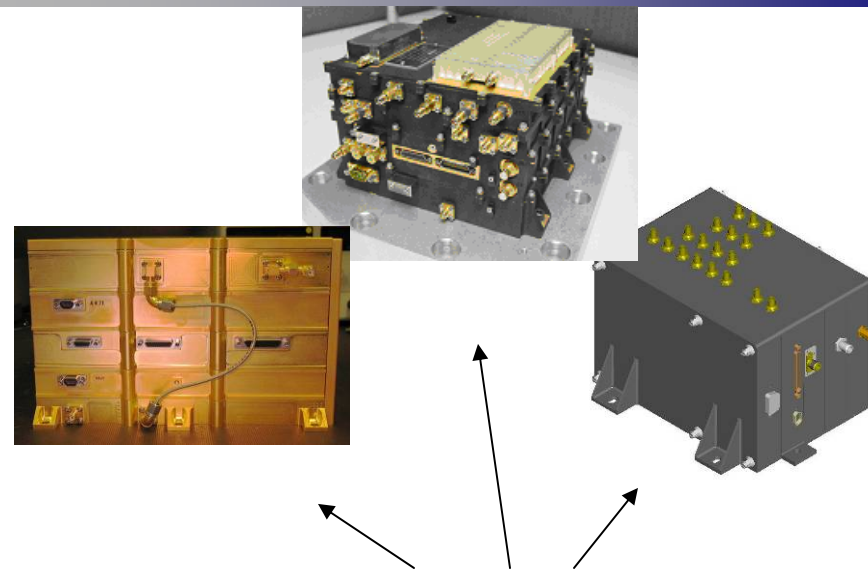
Communications, Navigation, and Networking reConfigurable Test bed (CONNECT)





SDR/STRS Technology and Communication Experiments Overview

- Advances SDR Technology to TRL-7 for Mission Infusion
 - SDR Performance Assessments (e.g. fault recovery, SEU mitigation)
- Reconfigurability (software updates)
 - Modulation, coding, framing
- STRS Technology Risk Reduction
 - Mature the STRS Standard
 - Mission use and adoption of Standard
 - Transfer STRS to industry and OGA
 - Port sw/fw waveforms among STRS flight platforms
- Industry and NASA Sources of STRS Compliant Flight Radios
- TDRSS Access Techniques (MA, SA)
- Simultaneous Applications (TDRSS/GPS)

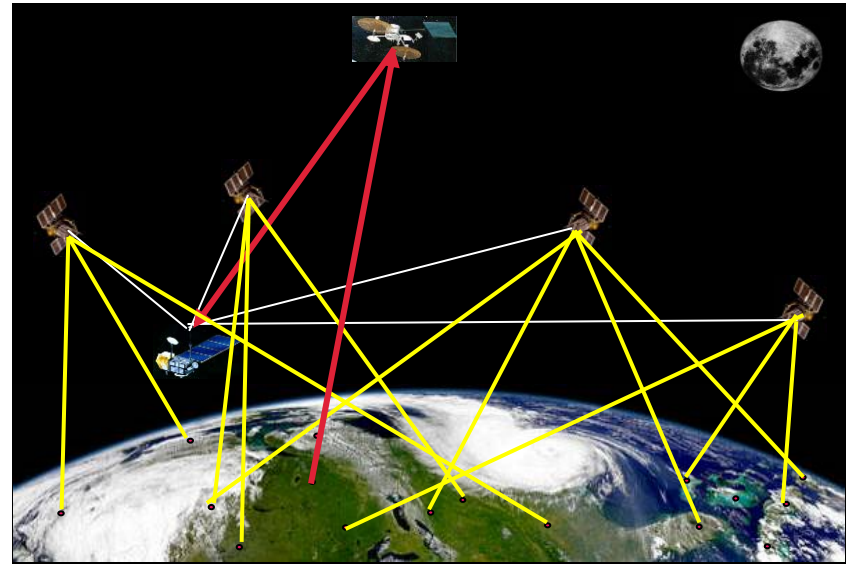


Single SDR Standard, among different implementations



Navigation Experiments Overview

- Characterize SDR-based GPS Receiver Performance, Real-time Positional Solution and Tracking Capability.
- GPS Tracking on ISS using L1, L2, and L5 Signals with Real-time Positional Solution.
- Develop The TDRSS Augmentation Service for Satellites (TASS) to relay in real-time GPS augmentation message to spacecraft, and near-Earth Exploration
 - In-situ Validation Of TASS On ISS
 - Validate Decimeter Fidelity Accuracy And Nano-second Time Sync
- Demonstrate Coherent Flexible Turnaround
- Two-way Doppler-based Track Updates to Validate Turnaround Coherency

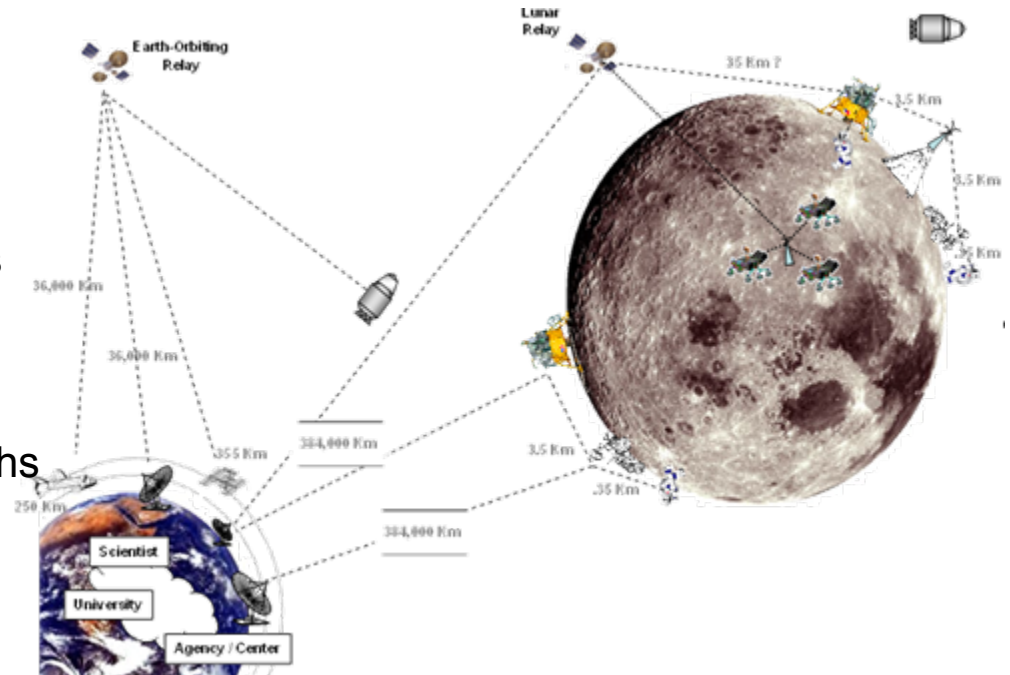


Augmented GPS position determination using SDR and Future GPS signal assessments




Networking Experiments Overview

- Network-Centric Operations on Orbit
 - On-board routing and/or relay function
 - Risk reduction for Constellation/Lunar
- Demo New Networking Protocols, Standards, and Operational Concepts
- Disruptive Tolerant Network (DTN) ops Concepts and Protocol Demonstrations
 - Increased TRL for space internetworking technologies
- Static Routing Between Multiple RF Paths
- Dynamic Routing Between Multiple RF Paths Based on Access Time and Best Signal Level
- Priority Based Data Routing Over Multiple RF paths (e.g., housekeeping, data)
- Demonstrating AES Encryption and Authentication Techniques



Example of Lunar network connectivity



SDR & STRS Architecture Conclusions

- Reconfigurable SDR will enable new mission concepts
 - Remote/autonomous operations
 - Future cognitive radios
- STRS Architecture provides commonality among reconfigurable SDRs developed by NASA
 - Provides a coordinated method across the agency to apply SDR technology
 - Program/mission risk reduction
 - Allows technology infusion
 - Reduces vendor dependence
- STRS Architecture will evolve before becoming a required standard
 - Waveform Control
 - Navigation, Security, Networking...
 - Leverage best aspects of JTRS SCA, OMG's SWRadio and industry practice
- The CONNECT ISS Experiment will prove out STRS among multiple SDRs in space environment



NASA SDR Contact Information

- Richard Reinhart
Glenn Research Center
richard.c.reinhart@nasa.gov
216-433-6588

- Sandra Johnson
Glenn Research Center
sandra.k.johnson@nasa.gov
216-433-8016