



US007390473B1

(12) **United States Patent**
Singhal et al.

(10) **Patent No.:** **US 7,390,473 B1**
(45) **Date of Patent:** **Jun. 24, 2008**

(54) **METHOD OF MAKING FINE LITHIUM IRON PHOSPHATE/CARBON-BASED POWDERS WITH AN OLIVINE TYPE STRUCTURE**

2002/0192137 A1 12/2002 Chaloner-Gill
2002/0195591 A1* 12/2002 Ravet et al. 252/500
2004/0086445 A1* 5/2004 Armand et al. 423/306
2007/0054187 A1* 3/2007 Nuspl et al. 429/218.1

(75) Inventors: **Amit Singhal**, Piscataway, NJ (US);
Abhijeet Dhamne, Somerset, NJ (US);
Ganesh Skandan, Piscataway, NJ (US)

FOREIGN PATENT DOCUMENTS

(73) Assignee: **NEI Corp.**, Piscataway, NJ (US)

WO WO02/27824 * 4/2002
WO WO2005/051840 * 6/2005

(*) Notice: Subject to any disclaimer, the term of this patent is extended or adjusted under 35 U.S.C. 154(b) by 54 days.

OTHER PUBLICATIONS

(21) Appl. No.: **11/165,926**

Chen et al. "Reducing Carbon in LiFePO₄/C Composite Electrodes to Maximize Specific Energy, Volumetric Energy, and Tap Density." Journal of the Electrochemical Society, 149(9), A1184-A1189, 2002. □□*

(22) Filed: **Jun. 24, 2005**

Yang et al. "Preparation of LiFePO₄ powders by co-precipitation." Journal of Power Sources, 146, 539-543, 2005.*

Related U.S. Application Data

Lawrence R.J. "Development and comparison of iron-dextran products" PDA J. of Pharm Sci Technol, vol. 52, pp. 190-197, 1998.*

(63) Continuation-in-part of application No. 10/695,520, filed on Oct. 28, 2003.

(Continued)

(60) Provisional application No. 60/421,840, filed on Oct. 29, 2002, now abandoned.

Primary Examiner—Mark Kopec

Assistant Examiner—Tri V Nguyen

(51) **Int. Cl.**
C01B 25/26 (2006.01)

(74) *Attorney, Agent, or Firm*—William L. Botjer

(52) **U.S. Cl.** **423/306**; 423/179.5; 252/518.1; 252/502; 429/218.1; 429/221

(57) **ABSTRACT**

(58) **Field of Classification Search** 252/500, 252/502, 518.1; 423/306, 179.5; 429/218.1, 429/221

Processes for producing fine LiFePO₄/C and nanostructured LiFe_xM_{1-x}PO₄/C composite powders, where 1≧x≧0.1 and M is a metal cation. Electrodes made of either nanostructured LiFe_xM_{1-x}PO₄ powders or nanostructured LiFe_xM_{1-x}PO₄/C composite powders exhibit excellent electrochemical properties. That will provide high power density, low cost and environmentally friendly rechargeable Li-ion batteries.

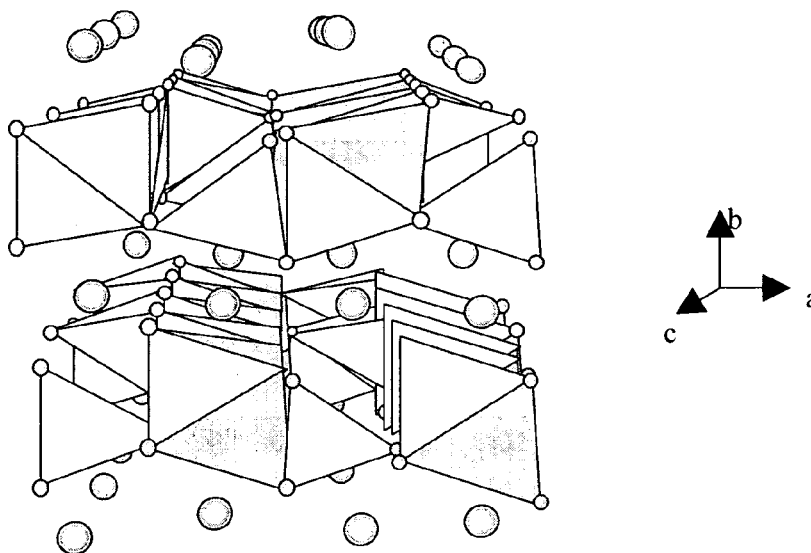
See application file for complete search history.

(56) **References Cited**

U.S. PATENT DOCUMENTS

5,624,668 A * 4/1997 Lawrence et al. 424/78.17
6,730,434 B1 * 5/2004 Kawakami et al. 429/218.1

9 Claims, 6 Drawing Sheets



OTHER PUBLICATIONS

- A. K. Padhi, K. S. Nanjundaswamy and J. B. Goodenough: "Phospho Olivines . . .", J. Electrochem. Soc., 144, 1188 (1997).
- A. Yamada, S. C. Chung and K. Hinokuma, "Optimized LiFePO₄ . . ." J. Electrochem. Soc., 148 (3), A224 (2001).
- H. Huang, S.-C., Yin and L. F. Nazar, "Approaching Theoretical Capacity of LiFePO₄ . . ." *Electrochemical and Solid-State Letters*, 4 (10), A170 (2001).
- J. Barker, M. Y. Saidi and J. L. Swoyer, "Lithium Iron(II) Phospho-Olivines . . .", *Electrochem. Solid State Lett.*, 6, A53, (2003); S. Frager, C. Bourbon and F. Le. Cras, *J. Electrochem.* 151, A1024 (2004).
- S.-Y. Chung, J. T. Blocking and Y.-M. Chiang, "Electronically Conductive Phospho-Olivines . . ." *Nature Materials*, 1, 123 (2002)].
- S. Frager, C. Bourbon and F. Le. Cras, "Optimized Lithium Iron Phosphate . . ."; *J. Electrochem.* 151, A1024 (2004).

* cited by examiner

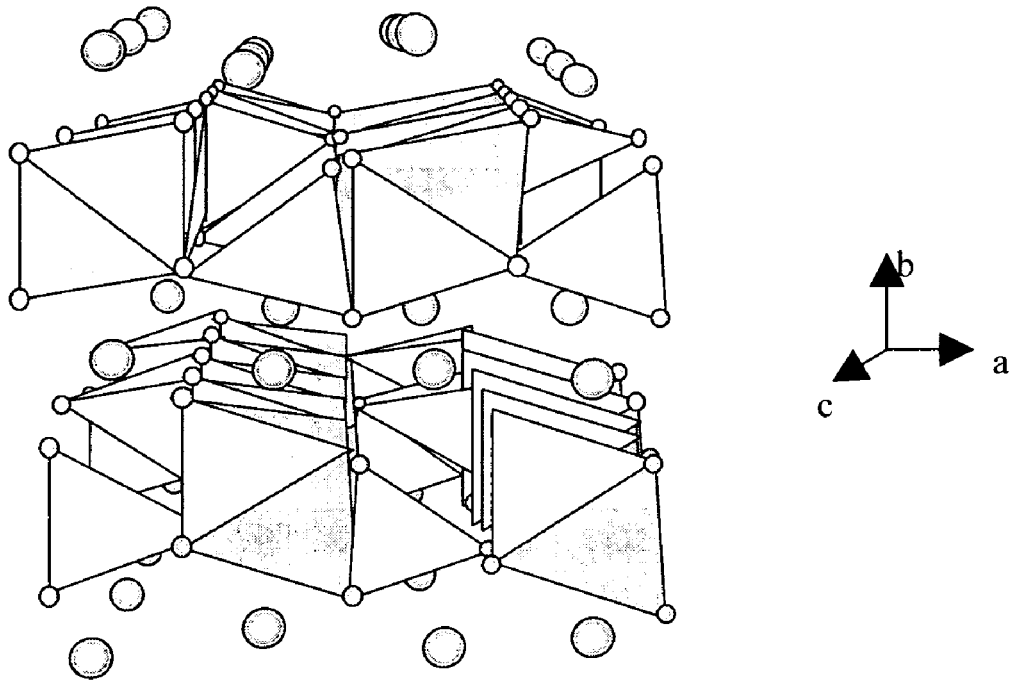


Figure 1




Figure 2

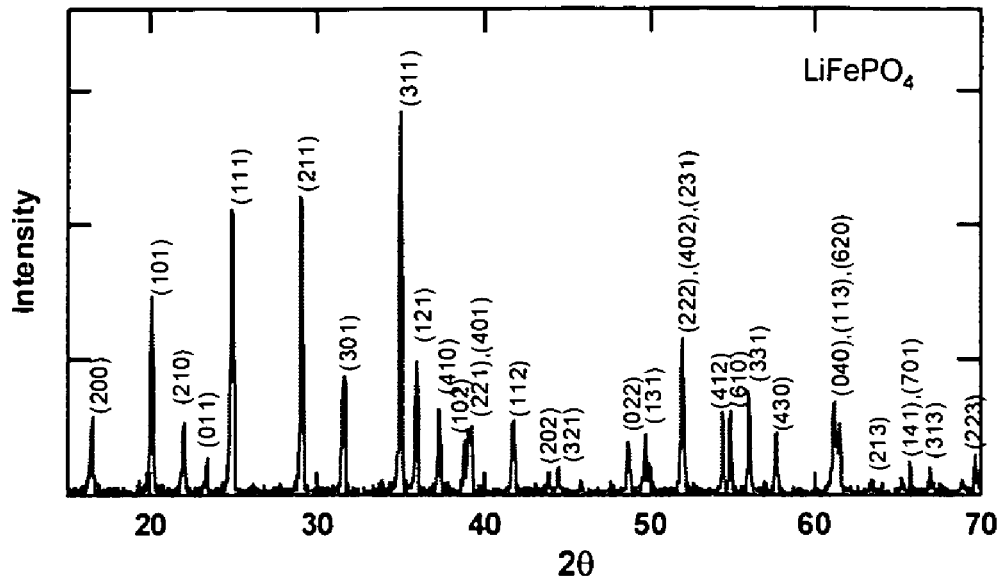


Figure 3

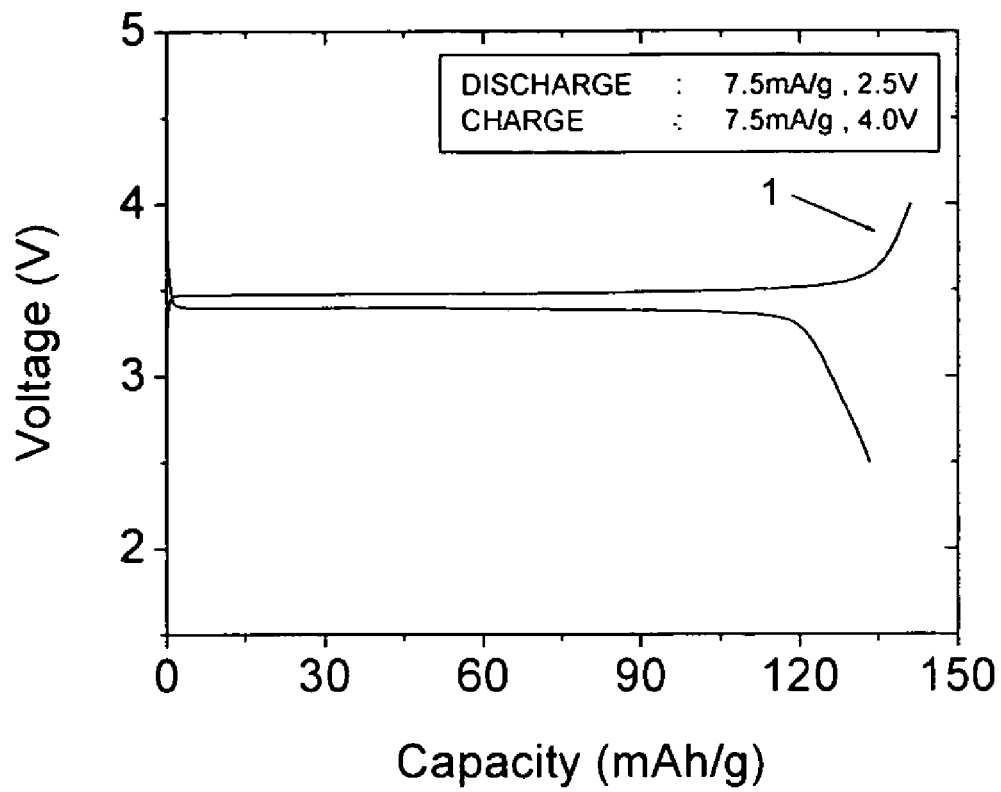


Figure 4

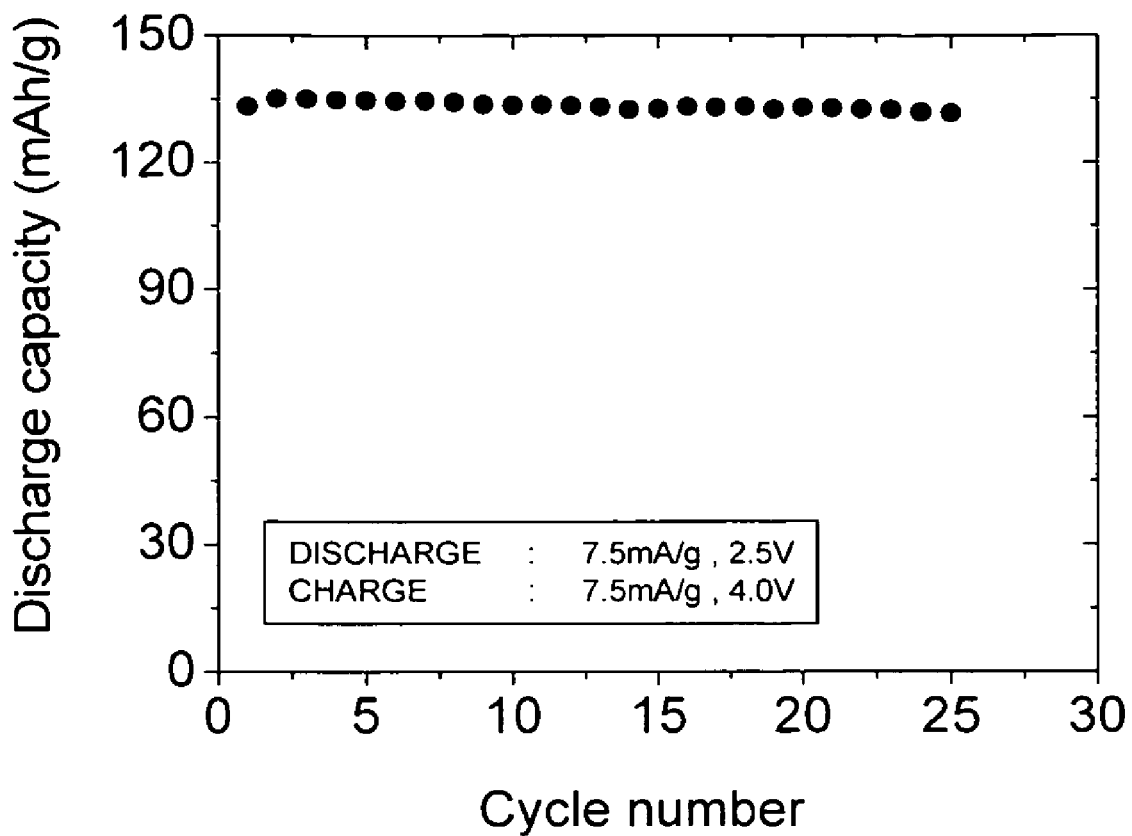


Figure 5

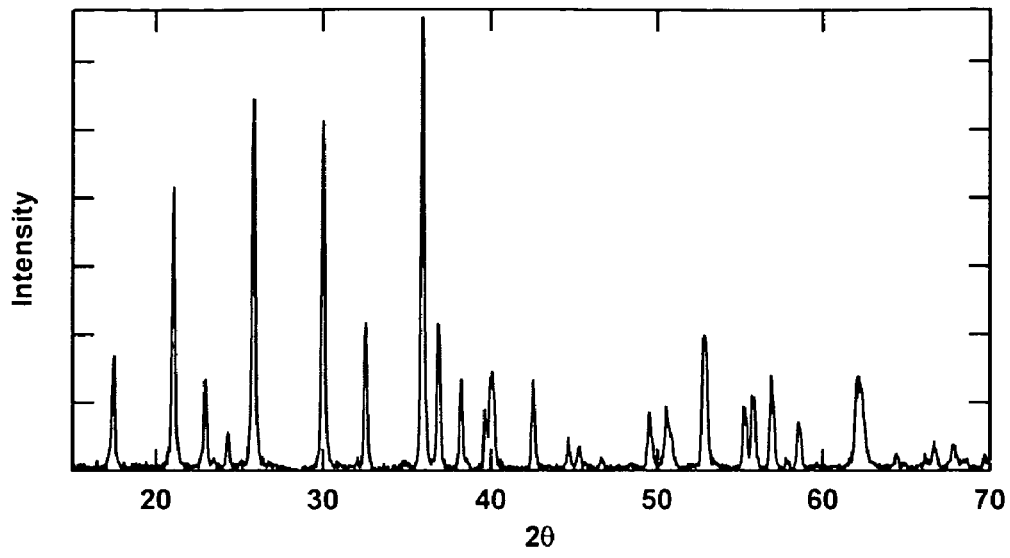


Figure 6

**METHOD OF MAKING FINE LITHIUM IRON
PHOSPHATE/CARBON-BASED POWDERS
WITH AN OLIVINE TYPE STRUCTURE**

CROSS REFERENCE TO RELATED
APPLICATIONS

This application is a CIP of U.S. patent application Ser. No. 10/695,520 filed Oct. 28, 2003 which claims priority of U.S. provisional application No. 60/421,840 filed Oct. 29, 2002 now abandoned.

STATEMENT OF GOVERNMENT SUPPORT OF
THE INVENTION

This work was done as part of a phase II SBIR contract from NASA under contract number NNG04CA24C.

BACKGROUND OF THE INVENTION

This invention relates to the production of Lithium Iron phosphate (LiFePO_4)-based powders as active cathode materials in Li-ion and Li rechargeable batteries.

There is an immediate need for reliable, safe, and non-toxic rechargeable batteries with high energy density, high power density, good shelf life, and low cost, for use in electric vehicle type applications. Such batteries can also be used in other commercial applications such as, wireless communication devices, camcorders and laptop computers. Rechargeable Li-based batteries, particularly rechargeable Li-ion batteries, are becoming the system of choice because of their overall good performance and high energy density. Presently, a majority of commercial Li-ion batteries use coarse LiCoO_2 as cathode material; however, LiCoO_2 has poor thermal stability and is toxic, rendering them unsuitable for large-sized battery applications, such as electric and hybrid vehicles, that require batteries to be stable, economical and environmentally friendly, along with good performance.

LiFePO_4 has an ordered olivine type structure (olivine phase) and has recently been investigated as an attractive cathode material because of its high theoretical capacity, 167-171 mAh/g, low cost and non-toxicity. FIG. 1 shows the olivine structure, where chains (along the c direction) of edge-sharing transition metal—octahedra are connected to one another by phosphate tetrahedra. These $(\text{FePO}_4)^-$ tetrahedral are connected to one another by octahedrally coordinated lithium atoms along the b axis [A. K. Padhi, K. S. Nanjundaswamy and J. B. Goodenough, *J. Electrochem. Soc.*, 144, 1188 (1997)]. Among all olivine LiMPO_4 compounds ($M=\text{Co, Mn, Fe, Ni}$ and V), LiFePO_4 has been studied most extensively, since the demonstration by Padhi et al. that it is possible to fabricate electrochemically active LiFePO_4 compounds. Later on, Yamada et al. [A. Yamada, S. C. Chung and K. Hinokuma, *J. Electrochem. Soc.*, 148 (3), A224 (2001)] prepared coarse LiFePO_4 , and showed that it is possible to achieve a capacity of ~ 160 mAh/g at a low current density. This data suggests that LiFePO_4 cathode material has the potential to be a good candidate for Li-ion batteries.

However, the electronic conductivity of LiFePO_4 is poor, and it is in the range of 10^{-7} - 10^{-8} S/cm. In order to utilize this material in commercial Li-ion batteries, the electronic conductivity of this material needs to be improved. The electronic conductivity problem is ameliorated either by coating the LiFePO_4 particle surface with a thin carbon layer, by intimately mixing cathode particles with small-sized carbon particles, or by doping metals supervalent to Li^+ [S.-Y. Chung, J. T. Blocking and Y.-M. Chiang, *Nature Materials*, 1, 123

(2002)] In the last few years, a large amount of research [H. Huang, S.-C., Yin and L. F. Nazar, *Electrochemical and Solid-State Letters*, 4 (10), A170 (2001); U.S. Patent Publication No. US2002/0192137A1; J. Barker, M. Y. Saidi and J. L. Swoyer, *Electrochem. Solid State Lett.*, 6, A53, (2003); S. Frager, C. Bourbon and F. Le. Cras, *J. Electrochem. Soc.*, 151, A1024 (2004); and Z. Chen and J. R. Dahn, *J. Electrochem. Soc.*, 149, A1184 (2002)] has been done to produce LiFePO_4/C composite materials using different methodologies.

Huang et al. [H. Huang, S.-C., Yin and L. F. Nazar, *Electrochemical and Solid-State Letters*, 4 (10), A170 (2001)] synthesized nanocomposites of LiFePO_4 and conductive carbon by two different methods, which led to enhanced electrochemical accessibility of the Fe redox centers in this insulating material. In method A, a composite of phosphate with a carbon xerogel was formed from a resorcinol-formaldehyde precursor; in method B, surface oxidized carbon particles were used as nucleating agents for phosphate growth. They observed that electrochemical properties of powders prepared by method A were better because of the intimate contact of carbon with LiFePO_4 particles. The resultant LiFePO_4/C composite achieved 90% theoretical capacity at C/5, with good cyclability. In general, xerogels and aerogels have poor packing density, which lead to rechargeable Li-ion batteries with low volumetric densities. Additionally, the amount of carbon in the composite was about 15%, which is too high for use in commercial Li-ion batteries.

Chaloner-Gill et al. [U.S. Patent Publication No. US2002/0192137A1] described the production of nanoscale and sub-micron particles of LiFePO_4 and $\text{LiFe}_{1-x}\text{Mn}_x\text{PO}_4$ ($0.4 \leq x \leq 0$) by a laser pyrolysis method. However, laser pyrolysis methods are relatively expensive processes, and powders produced by such processes are not suitable for cost conscious applications, such as electric and hybrid vehicles. S. Frager et al. synthesized LiFePO_4/C composites using a mechanochemical activation method, which utilizes a high energy mill. It is generally believed that it is difficult to produce large quantities of powders at a low cost using a high energy mill process.

Barker et al. [J. Barker, M. Y. Saidi and J. L. Swoyer, *Electrochem. Solid State Lett.*, 6, A53, (2003)] developed a carbothermal process. In this process, the transition metal reduction and lithium incorporation processes are each facilitated by a high temperature process, which is based on $\text{C} \rightarrow \text{CO}$ transition. A mixture of LiH_2PO_4 , Fe_2O_3 and C powders was pressed and heat treated at 750°C . for 8 hrs to form LiFePO_4 powder. Although the carbothermal method is a single step process, the size of particles produced by this method is relatively large. SEM and light scattering data indicated significant amount of agglomeration in the powders. The average size of the agglomerates was ~ 100 μm , and the size of the primary particle size was in the several microns range comparable to that of Fe_2O_3 precursor. Additionally, it has been observed that optimum performance from LiFePO_4 powders can be obtained by reducing the particle size. Yamada and coworkers [A. Yamada, S. C. Chung and K. Hinokuma, *J. Electrochem. Soc.*, 148 (3), A224 (2001)] reported that LiFePO_4 particles experience an abrupt increase in particle size and lose their capacity, if the reaction temperature is $>600^\circ\text{C}$.

SUMMARY OF THE INVENTION

The present invention focuses on developing low cost and easily scalable processes for producing $\text{LiFe}_x\text{M}_{1-x}\text{PO}_4/\text{C}$ composite powders with fine particles of $\text{LiFe}_x\text{M}_{1-x}\text{PO}_4$, where $1 \leq x \leq 0.5$ and M is a metal cation with a +2 oxidation

state. M can be either a transition metal such as (but not limited to) Mn, Ni, Co and V, a non-transition metal such as (but not limited to) Mg, Sr, Ca, and Sn or a mixture thereof. The objective of the present invention is to produce fine $\text{LiFe}_x\text{M}_{1-x}\text{PO}_4/\text{C}$ composite powders that exhibit good electrochemical properties in one single processing step. The use of small particle size of cathode materials will improve the power density of Li-ion batteries because of the small diffusion distances of Li-ions. As mentioned earlier, lithium metal phosphates are known to have poor electronic conductivity. Since electronic conductivity of $\text{LiFe}_x\text{M}_{1-x}\text{PO}_4$ powders can be enhanced by intimately mixing them with ultrafine carbon particles, the use of fine $\text{LiFe}_x\text{M}_{1-x}\text{PO}_4/\text{C}$ composite powders will lead to high power density, low cost and environmentally benign rechargeable Li-ion batteries.

The present invention pertains to a method for producing fine $\text{LiFe}_x\text{M}_{1-x}\text{PO}_4/\text{C}$ composite powders where particles of $\text{LiFe}_x\text{M}_{1-x}\text{PO}_4$ and C are intimately mixed with each other in one single processing step. The method comprises mixing sugar coated iron hydroxide nanoparticles (20-30 nm) with a metal salt such as manganese salt if $x < 1$, an iron-based compound such as iron oxide powder, a lithium salt (e.g., Li_2CO_3) and an ammonium phosphate salt (e.g., $\text{NH}_4\text{H}_2\text{PO}_4$). In one aspect, the invention provides $\text{LiFe}_x\text{M}_{1-x}\text{PO}_4$ particles with an average particle size less than 1 μm .

BRIEF DESCRIPTION OF THE DRAWINGS

For a better understanding of the invention, reference is made to the following drawings which are to be taken in conjunction with the detailed description to follow in which:

FIG. 1 is a schematic illustrating the olivine type structured of lithium metal phosphates.

FIG. 2 is FESEM micrograph of LiFePO_4/C composite powder produced in accordance with the teachings of the present invention.

FIG. 3 is X-ray diffraction data of LiFePO_4/C composite powder, produced in accordance with the teachings of the present invention, showing the pure olivine phase.

FIG. 4 are first discharge voltage curves of a LiFePO_4/C composite powder produced in accordance with the teachings of the present invention.

FIG. 5 shows the retention capacity versus cycle plot of a LiFePO_4/C composite powder produced in accordance with the teachings of the present invention.

FIG. 6 is the X-ray diffraction pattern of a LiFePO_4/C composite powder, which was prepared by calcining the reaction mixture at 550° C. for 8 hrs. in nitrogen.

DESCRIPTION OF THE PREFERRED EMBODIMENTS

The process of producing $\text{LiFe}_x\text{M}_{1-x}\text{PO}_4/\text{C}$ composite powders utilizes (i) a commercially available Iron dextran powder, which is essentially an iron hydroxide nanoparticle coated with dextran (large sugar molecule) molecules: the average particle size of coated nanoparticles is in the range of 20-30 nm, (ii) an iron-based compound (such as, but not limited to: iron oxide, iron hydroxide, iron acetate, iron phosphate, iron sulphate, iron oxalate, iron nitrate (ii) a chemical precursor of cation dopants (such as, but not limited to: metal nitrate, metal carbonate, metal acetate, metal chloride, metal 2,-4 pentanedionate, metal formate, metal oxalate and metal alkoxide) or metal oxide particles (such as, but not limited to MnO_2 , CO_3O_4 , NiO, V_2O_5 , CaO, SnO_2 , and MgO) where the material needs to be doped (iii) a lithium salt (such as, but not limited to: lithium nitrate, lithium halides, lithium carbon-

ates, lithium hydroxide and lithium acetate, and (iv) a chemical precursor of phosphate ions (such as, but not limited to ammonium hydrogen phosphate, ammonium dihydrogen phosphate, ammonium phosphate, orthophosphoric acid, and lithium hydrogen phosphate).

In the present chemical synthesis method, an iron dextran solution, an iron-based compound, a precursor of metal cation (if material needs to be doped), wherein the metal cation is either a transition metal such as Co, V, Ni and Mn or a non-transition metal, a lithium salt, and a chemical precursor of phosphate ions are dispersed in acetone. This mixture is homogeneously mixed either using a high speed shear mixer or using a jar mill. The solid powder is removed either by evaporating, filtering or centrifuging. The dried powder is calcined at a temperature in the range of 400-600° C. in an inert atmosphere (e.g., N_2 , Ar) to remove volatile compounds, to reduce Fe^{3+} to Fe^{2+} , and to form crystalline LiFePO_4 phase. In a few cases, the calcined powder is further annealed at a temperature between 550 and 700° C. in a controlled atmosphere to achieve the appropriate crystalline phase. Once the crystallization of the olivine phase is completed, further high temperature annealing will form coarse particles by promoting sintering between particles. Therefore, the lowest possible annealing temperature needs to be utilized in order to maintain the small-size of $\text{LiFe}_x\text{M}_{1-x}\text{PO}_4$ particles. Annealed powders were milled in a jar mill to break up soft agglomerates, if needed. It is to be noted that acetone in the process was used to homogeneously different precursor powders. We believe it will be possible to homogeneously mix different reactants in a dry state by using mechanical mixing methods. In addition, the calcination and the high temperature annealing steps can also be carried out at low pressures to avoid the oxidation of Fe^{2+} and carbon (i.e. at range of pressures from 1×10^{-10} to 4 atmospheres).

It is to be noted that LiFePO_4 powders can be easily doped with metal cations in order to either increase the overall voltage of cathode materials or enhance the electronic conductivity of powders. In the present invention, LiFePO_4 powders will be doped by mixing the appropriate amounts of either a chemical precursor of cation dopant (such as, but not limited to: metal carbonate, metal nitrates (such as, but not limited to: metal nitrate, metal carbonate, metal acetate, metal chloride, metal 2,-4 pentanedionate, metal formate, metal oxalate and metal alkoxide) or metal oxide particles (such as, but not limited to MnO_2 , CO_3O_4 , NiO, V_2O_5 , CaO, SnO_2 , and MgO) with precursors of iron, lithium and phosphate elements.

A micrograph (FIG. 2), taken by a Field Emission Scanning Electron Microscope (FESEM), of a LiFePO_4 ($x=1$) clearly show that the average particle size is $\sim 0.5 \mu\text{m}$, and the powder is phase pure LiFePO_4 as evident from the X-ray diffraction pattern.

Electrochemical characterization of $\text{LiFe}_x\text{M}_{1-x}\text{PO}_4$ cathodes was performed in a standard coin cell configuration. Coin cells (CR032) were fabricated with LiFePO_4 cathodes (circular electrodes of 9 mm diameter and $\sim 8 \text{ mg}$ mass) containing 20 wt % fine carbon (Denka Black) and 5 wt. % polytetrafluoroethylene (PTFE) binder (Teflon 6-J, DUPONT-Mitsui Fluorochemical Co., Ltd), metallic lithium foil anodes, polyethylene separator (Tohnen Setera, Japan) and LiPF_6 in ethylene carbonate (EC)/diethyl carbonate (DEC) electrolyte. Typically, coin cells were subjected to charge/discharge cycling between 2 and 4.2 V versus lithium with various current densities, if not mentioned otherwise. In general, samples are tested at a current density of 0.1 mA/cm^2 unless specified otherwise.

5

The discharge/charge voltage curve (4.0-2.0V), FIG. 4, of a LiFePO₄/C composite powder shows a flat voltage profile at ~3.4, which is characteristic of LiFePO₄ material. The first discharge capacity was ~135 mAh/g, and the capacity of cathode made from this powder did not show any significant fade with cycling (FIG. 5), suggesting electrochemical stability.

Example 1

Synthesis of LiFePO₄/C Composite Powder Using a 75/25 Mixture of Iron Oxide and Iron-Dextran Powders

14.8907 g of Fe-dextran powder, which was dried in vacuum oven for overnight, was dispersed in about 100 cc of acetone. 18.33 g of commercially available Fe₃O₄ (particle size: ~5 μm), 12.289 g of Li₂CO₃ and 36.437 g of NH₄H₂PO₄ were added to the Fe-dextran/acetone solution. The mixture was then transferred to a 16 oz plastic bottle, which contained 333 g of milling media (2 mm zirconia balls; in 1:4 ratio). The bottle was sealed in nitrogen by purging the gas for a couple of minutes before closing the bottle. The mixture was milled for 24 hrs in a jar mill. After the milling step, the excess acetone was evaporated using a rotary evaporator. The dried solid was heated in nitrogen at a rate of 3° C./min. to a temperature of 525° C. for 8 hrs. After crushing the powder in a mortar and pestle, the powder was recalcined at 525° C. for 8 hrs. The calcined powder was subsequently heat treated in a nitrogen atmosphere at a rate of 3° C./min. to a temperature of 685° C. for 16 hrs to obtain crystalline LiFePO₄/C composite powder with an olivine type structure. The surface area of this powder was in the range of 13 to 14 m²/g.

Example 2

Synthesis of LiFePO₄/C Composite Powder Using a 50/50 Mixture of Iron Oxide and Iron-Dextran Powders

17.8689 g of Fe-dextran powder, which was dried in vacuum oven for overnight, was dispersed in about 100 cc of acetone. 7.484 g of commercially available Fe₃O₄ (particle size: ~5 μm), 7.448 g of Li₂CO₃ and 22.3084 g of NH₄H₂PO₄ were added to the Fe-dextran/acetone solution. The mixture was then transferred to a 8 oz plastic bottle, which contained zirconia balls. The powder to milling media ratio was kept to be 1:4. The bottle was sealed in nitrogen by purging the gas for a couple of minutes before closing the bottle. The mixture was milled for 24 hrs in a jar mill. After the milling step, the excess acetone was evaporated using a rotary evaporator. The dried solid was heated in nitrogen at a rate of 3° C./min. to a temperature of 525° C. for 8 hrs. After crushing the powder in a mortar and pestle, the powder was recalcined at 525° C. for 8 hrs. The calcined powder was subsequently heat treated in a nitrogen atmosphere at a rate of 3° C./min. to a temperature of 630° C. for 16 hrs to obtain crystalline LiFePO₄/C composite powder with an olivine type structure. The surface area of this powder was ~25 m²/g.

Examples 3-6

Effect of Initial Mixing on LiFePO₄ Phase Formation

Examples 3, 4 and 5 illustrate preferred embodiments in the preparation of fine LiFePO₄/C composite powder

In example 3, 14.8907 g of Fe-dextran powder, which was dried in a vacuum oven overnight, was dispersed in about 250

6

cc of acetone. 18.33 g of commercially available Fe₃O₄ (particle size: 1-5 μm, surface area: 6-7 m²/g), 12.289 g of Li₂CO₃ and 36.437 g of NH₄H₂PO₄ were added to Fe-dextran/acetone solution. The mixture was mixed in a high shear mixer at a speed of 7000 rpm for about 15 minutes. The mixture was then transferred to a 16 oz plastic bottle, which contained 333 g of milling media (2 mm zirconia balls; in 1:4 ratio). The bottle was sealed in nitrogen by purging the gas for a couple of minutes before closing the bottle. The mixture was milled for 24 hrs in a jar mill. After the milling step, the excess acetone was evaporated using a rotary evaporator. The dried solid was calcined in an inert atmosphere (e.g., N₂) at a rate of 3° C./min. to a temperature of 550° C. for 8 hrs to form the crystalline LiFePO₄ phase (FIG. 6). This powder was also annealed at 685° C. to determine the effect of processing temperature on the electrochemical properties of LiFePO₄/C composite powders.

In example 4, 14.8907 g of Fe-dextran powder, which was dried in a vacuum oven overnight, was dispersed in about 250 cc of acetone. 18.33 g of commercially available Fe₃O₄ (particle size: 1-5 μm, surface area: 6-7 m²/g), 12.289 g of Li₂CO₃ and 36.437 g of NH₄H₂PO₄ were added to the Fe-dextran/acetone solution. The mixture was then mixed in a high shear mixer at a speed of 7000 rpm for about 15 minutes. After the mixing step, the excess acetone was evaporated using a rotary evaporator. The dried solid was calcined in an inert atmosphere (e.g., N₂) at a rate of 3° C./min. to a temperature of 550° C. for 8 hrs to form the crystalline LiFePO₄ phase.

In example 5, 14.8907 g of Fe-dextran powder, which was dried in vacuum oven for overnight, was dispersed in about 250 cc of acetone. 18.33 g of commercially available Fe₃O₄ (particle size: 1-5 μm, surface area: 6-7 m²/g), 12.289 g of Li₂CO₃ and 36.437 g of NH₄H₂PO₄ were added to the Fe-dextran/acetone solution. The mixture was then mixed in a high shear mixer at a speed of 7000 rpm for about 15 minutes. After the mixing step, the excess acetone was decanted, and powder was dried in a vacuum oven. The dried solid was calcined in an inert atmosphere (e.g., N₂) at a rate of 3° C./min. to a temperature of 550° C. for 8 hrs to form the crystalline LiFePO₄ phase.

In example 6, 14.8907 g of Fe-dextran powder, which was dried in vacuum oven for overnight, was mixed with 18.33 g of commercially available Fe₃O₄ (particle size: 1-5 μm, surface area: 6-7 m²/g), 12.289 g of Li₂CO₃ and 36.437 g of NH₄H₂PO₄ in a mortar and pestle and were added to the Fe-dextran/acetone solution. The mixture was then transferred to a 16 oz plastic bottle, which contained 333 g of milling media (2 mm zirconia balls; in 1:4 ratio). Bottle was sealed in nitrogen by purging the gas for a couple of minutes before closing the bottle. The mixture was milled for 24 hrs in a jar mill. The mixed powder was calcined in an inert atmosphere (e.g., N₂) at a rate of 3° C./min. to a temperature of 550° C. for 8 hrs. The calcined powder did not form the LiFePO₄ phase and contained significant amount of impurity phases. A single phase LiFePO₄ powder was not formed even after heat treating the powder at a high temperature, 685° C.

Effect of Initial Size of Fe₃O₄ Powder on the Electrochemical Properties of LiFePO₄/C Composite Powder

Reducing the particle size of the iron-based compound, such as Fe₃O₄, will decrease the overall particle size of LiFePO₄ and may also provide better connectivity between LiFePO₄ and carbon particles in LiFePO₄/C composite powder.

der. In order to understand the effect of the particle size of Fe_3O_4 powder, LiFePO_4/C composite powders were produced by utilizing two Fe_3O_4 precursors: (i) particle size: 1-5 μm , surface area: 6-7 m^2/g (example 3), and (ii) particle size: 20-40 nm, surface area: >60 m^2/g . Steps involved in producing LiFePO_4/C composite powder using high surface area Fe_3O_4 particles are described below.

In example 7, 14.8907 g of Fe-dextran powder, which was dried in a vacuum oven overnight, was dispersed in about 250 cc of acetone. 18.33 g of commercially available Fe_3O_4 (particle size: ~20-40 nm, surface area: >60 m^2/g), 12.289 g of Li_2CO_3 and 36.437 g of $\text{NH}_4\text{H}_2\text{PO}_4$ were added to Fe-dextran/acetone solution. The mixture was mixed in a high shear mixer at a speed of 7000 rpm for about 15 minutes. The mixture was then transferred to a 16 oz plastic bottle, which contained 333 g of milling media (2 mm zirconia balls; in 1:4 ratio). The bottle was sealed in nitrogen by purging the gas for a couple of minutes before closing the bottle. The mixture was milled for 24 hrs in a jar mill. After the milling step, the excess acetone was evaporated using a rotary evaporator. The dried solid was calcined in an inert atmosphere (e.g., N_2) at a rate of 3° C./min. to a temperature of 550° C. for 8 hrs to form the crystalline LiFePO_4 phase.

The first charge and discharge capacities of a LiFePO_4/C composite powder prepared according to example 3 and annealed at 550° C. for 8 hrs were 150.8 and 116.8 mAh/g, respectively. On the other hand, a LiFePO_4/C composite powder prepared according to example 7 and annealed at 550° C. for 8 hrs exhibited a larger first discharge capacity, 149.6 mAh/g, when it was evaluated under similar test conditions. The first charge capacity of this composite powder was 153 mAh/g.

Based on X-ray results, it can be concluded that the method of mixing the reactant materials effects the final phase formation. Wet mixing of reactants leads to powders with a pure LiFePO_4 phase. Electrochemical and X-ray diffraction results suggest that the best method to produce a LiFePO_4 material is by mixing the starting precursor/acetone mixture in a high speed mixer and then milling the mixture in a jar mill for 24 hrs.

The present invention has been described with respect to exemplary embodiments. However, as those skilled in the art will recognize, modifications and variations in the specific details which have been described and illustrated may be resorted to without departing from the spirit and scope of the invention as defined in the appended claims.

We claim:

1. A method of producing fine lithium iron phosphate/carbon composite powders having an olivine structure of the formula, LiFePO_4/C , comprising the following steps:

- (1) providing a dispersion of:
 - a. iron dextran nanoparticles
 - b. an iron based compound
 - c. a chemical precursor of phosphate ions,
 - d. a lithium containing salt,
- (2) homogeneously mixing the dispersion to provide an LiFePO_4/C precursor solid material,
- (3) removing and drying the LiFePO_4/C precursor solid material; and
- (4) calcining the LiFePO_4/C precursor solid material in an inert atmosphere at a temperature in the range of 400-700° C. for a time sufficient to remove volatile compounds, to reduce Fe^{3+} to Fe^{2+} , and to form an olivine structured LiFePO_4/C compound.

2. The method as claimed in claim 1, wherein the iron based compound is selected from the group consisting of: iron oxides, iron hydroxides, iron acetates, iron phosphates, iron sulphates, iron oxalates and iron nitrates.

3. The method as claimed in claim 1, wherein the phosphate ion containing chemical precursor is selected from the group consisting of: ammonium hydrogen phosphate, ammonium dihydrogen phosphate, ammonium phosphate, orthophosphoric acid, and lithium hydrogen phosphate.

4. The method as claimed in claim 1, wherein lithium salt is selected from the group consisting of: lithium nitrates, lithium hydroxides, lithium carbonates, lithium chlorides, lithium acetates and lithium halides.

5. The method as claimed in claim 1, wherein the dispersion comprises a liquid solution.

6. The method as claimed in claim 5, wherein the liquid solution includes acetone.

7. The method as claimed in claim 1, further including the step of annealing the calcined powder at a temperature between 400 and 700° C. in a controlled atmosphere to achieve the appropriate crystalline phase.

8. The method as claimed in claim 1, wherein the calcining step is conducted at an atmospheric pressure in the range of 1×10^{-10} to 4 atmospheres.

9. The method as claimed in claim 1, wherein average primary particle size of LiFePO_4/C powder is less than 1 μm .

* * * * *