

NASA/TM—2007-214912



The Grain Size-Temperature Response of Advanced Nickel-Base Disk Superalloys During Solution Heat Treatments

*Timothy P. Gabb and John Gayda
Glenn Research Center, Cleveland, Ohio*

*Peter Kantzos
Ohio Aerospace Institute, Brook Park, Ohio*

NASA STI Program . . . in Profile

Since its founding, NASA has been dedicated to the advancement of aeronautics and space science. The NASA Scientific and Technical Information (STI) program plays a key part in helping NASA maintain this important role.

The NASA STI Program operates under the auspices of the Agency Chief Information Officer. It collects, organizes, provides for archiving, and disseminates NASA's STI. The NASA STI program provides access to the NASA Aeronautics and Space Database and its public interface, the NASA Technical Reports Server, thus providing one of the largest collections of aeronautical and space science STI in the world. Results are published in both non-NASA channels and by NASA in the NASA STI Report Series, which includes the following report types:


- **TECHNICAL PUBLICATION.** Reports of completed research or a major significant phase of research that present the results of NASA programs and include extensive data or theoretical analysis. Includes compilations of significant scientific and technical data and information deemed to be of continuing reference value. NASA counterpart of peer-reviewed formal professional papers but has less stringent limitations on manuscript length and extent of graphic presentations.
- **TECHNICAL MEMORANDUM.** Scientific and technical findings that are preliminary or of specialized interest, e.g., quick release reports, working papers, and bibliographies that contain minimal annotation. Does not contain extensive analysis.
- **CONTRACTOR REPORT.** Scientific and technical findings by NASA-sponsored contractors and grantees.

- **CONFERENCE PUBLICATION.** Collected papers from scientific and technical conferences, symposia, seminars, or other meetings sponsored or cosponsored by NASA.
- **SPECIAL PUBLICATION.** Scientific, technical, or historical information from NASA programs, projects, and missions, often concerned with subjects having substantial public interest.
- **TECHNICAL TRANSLATION.** English-language translations of foreign scientific and technical material pertinent to NASA's mission.

Specialized services also include creating custom thesauri, building customized databases, organizing and publishing research results.

For more information about the NASA STI program, see the following:

- Access the NASA STI program home page at <http://www.sti.nasa.gov>
- E-mail your question via the Internet to help@sti.nasa.gov
- Fax your question to the NASA STI Help Desk at 301-621-0134
- Telephone the NASA STI Help Desk at 301-621-0390
- Write to:
NASA Center for AeroSpace Information (CASI)
7115 Standard Drive
Hanover, MD 21076-1320



The Grain Size-Temperature Response of Advanced Nickel-Base Disk Superalloys During Solution Heat Treatments

*Timothy P. Gabb and John Gayda
Glenn Research Center, Cleveland, Ohio*

*Peter Kantzos
Ohio Aerospace Institute, Brook Park, Ohio*

National Aeronautics and
Space Administration

Glenn Research Center
Cleveland, Ohio 44135

Acknowledgments

The authors acknowledge the support of the High Operating Temperature Propulsion Components, Ultra Efficient Engine Technologies, and Ultrasafe programs. Rob Kwalik and Gil London of the Naval Air Warfare Center Aircraft Division, Ken Bain of General Electric Aircraft Engines, and Rick Montero of Pratt & Whitney Engine Company are acknowledged for providing NF3 powder.

Document History

This research was originally published internally as HSR 079 in February 2002.

This work was sponsored by the Fundamental Aeronautics Program
at the NASA Glenn Research Center.

Level of Review: This material has been technically reviewed by technical management.

Available from

NASA Center for Aerospace Information
7115 Standard Drive
Hanover, MD 21076-1320

National Technical Information Service
5285 Port Royal Road
Springfield, VA 22161

Available electronically at <http://gltrs.grc.nasa.gov>

The Grain Size-Temperature Response of Advanced Nickel-Base Disk Superalloys During Solution Heat Treatments

Timothy P. Gabb and John Gayda
National Aeronautics and Space Administration
Glenn Research Center
Cleveland, Ohio 44135

Peter Kantzos
Ohio Aerospace Institute
Brook Park, Ohio 44142

Introduction

The advanced powder metallurgy disk alloy ME3 was designed in the HSR/EPM disk program to have extended durability at 600 to 700 °C in large disks. This was achieved by designing a disk alloy with moderately high refractory element levels optimized with rapid cooling supersolvus heat treatments to produce balanced monotonic, cyclic, and time-dependent mechanical properties. The resulting baseline alloy, processing, and supersolvus heat treatment has been demonstrated to have robust processing and manufacturing characteristics, and is projected to have extended durability capabilities (ref. 1).

The advanced disk alloy Alloy 10 was designed by Honeywell Engines and Systems through several programs to allow maximum regional engine performance at higher temperatures of 700 °C and above in smaller disks. This was achieved by using higher aluminum and titanium content for higher γ' content, combined with higher levels of refractory elements for enhanced γ' strength. This alloy was optimized with rapid cooling subsolvus heat treatments to produce maximum tensile and creep strength. However, the application of supersolvus heat treatments with rapid cooling rates to Alloy 10 has produced cracks during quenching of disks (ref. 2).

There is a long-term need for disks with higher rim temperature capabilities of 760 °C or more. This would allow higher compressor exit (T3) temperatures and allow the full utilization of advanced combustor and airfoil concepts under development. An approach being considered to meet this goal for disks consists of exploring paths which modify the processing and chemistry of ME3 and Alloy 10, to possibly improve high temperature properties while preserving rapid cooling supersolvus heat treatment capabilities. An important initial step in this effort is to understand the key variations in the grain size response versus solution heat treat temperature, as a function of composition for these alloys. At relatively low solution temperatures, the undissolved large primary γ' particles pin the grain boundaries to constrain grain growth (ref. 3) to a grain size of ASTM 11–12. However, at a relatively specific temperature, the pinning process breaks down, and grain size can increase to ASTM 6–8. This temperature approximately coincides with the solvus temperature of the γ' particles. The associated grain size transition temperature (T_g) is an important parameter that dictates the heat treatment temperatures of an alloy. It sets the subsolvus (ASTM 11–12) and supersolvus (ASTM 6–8) heat treatment temperature ranges, and can influence the propensities for quench cracking and thermally induced porosity produced during the supersolvus heat treatment step (ref. 4).

The objective of this study was to determine and compare the grain size-temperature response of a series of experimental alloys with compositions around and spanning two disk superalloys, ME3 and Alloy 10. Coupons of extruded material from each alloy were soaked at various temperatures for 1 hr. They were then metallographically prepared and evaluated for grain size response. The responses were compared and related to the chemistries of these alloys.

Materials and Procedure

The chemistries in measured weight percent of the five experimental ME3 alloys identified by extrusion numbers and six experimental Alloy 10 alloys identified by extrusion letters are given in table 1 along with the base alloy chemistries. Powder of the Navy alloy NF3 was also provided courtesy of the Navy (ref. 5) from a production-scale atomization run at Homogeneous Metals. The five experimental ME3 alloys were atomized in the pilot-scale atomizer at Special Metals Corp. while the six experimental Alloy 10 compositions and baseline composition were atomized in the pilot-scale atomizer at Homogenous Metals, Inc. All powder was screened to -270 mesh, then canned, hot compacted and extruded at Wyman-Gordon Forgings. A coupon of base ME3 was obtained from a scaled-up forging previously heat treated to 1135 °C. Specimens approximately 12 mm square and 20 mm long were prepared near the leading end of each extrusion.

Specimens of each alloy were tied into bundles and heated treated in resistance heating furnaces. For each soaking temperature, the furnace containing a bundle of alloy specimens was ramped up to temperature in 3 hr then held at temperature for 1 hr. The furnace was then turned off and the specimens were slow cooled in the furnace. Specimens were sectioned in half, metallographically prepared, and swab etched with Kallings reagent. Grain size was measured according to ASTM E-112 using linear intercept procedures with circular grid overlays, while γ' content was rated for each specimen. Statistical analyses were performed using RS/Client software. Chemistry variables were evaluated in weight percent, and were orthogonally scaled to standardized form in all cases using the relationship $v_i' = (v_i - v_{mid}) / (0.5 * (v_{max} - v_{min}))$.

TABLE 1.—ACTUAL ALLOY COMPOSITIONS (WT%) AND GRAIN SIZE TRANSITION TEMPERATURES (T_g)

Alloy	Al	B	C	Co	Cr	Mo	Nb	Ta	Ti	W	Zr	Ni	$T_g - C$
ME3	3.41	0.024	0.050	20.56	12.96	3.71	0.88	2.28	3.64	2.06	0.047	50.38	1153
77	3.24	0.024	0.040	20.51	13.3	2.86	0.91	2.33	3.61	2.08	0.050	51.05	1154
78	3.42	0.027	0.035	20.44	13.16	2.83	0.90	2.42	3.63	2.98	0.050	50.11	1153
79	3.35	0.026	0.036	20.38	13.18	3.27	0.89	2.62	3.52	3.67	0.048	49.01	1153
80	3.41	0.028	0.038	20.50	13.17	2.87	0.89	2.12	3.58	4.10	0.048	49.25	1153
81	3.30	0.028	0.036	20.60	13.03	3.71	0.90	2.32	3.61	2.98	0.048	49.44	1153
NF3	----	-----	-----	-----	-----	----	-----	-----	-----	-----	-----	-----	1179
A	3.80	0.030	0.042	17.00	11.00	2.50	0.90	1.00	3.80	5.60	0.100	54.23	1176
B	3.90	0.030	0.045	19.20	11.20	2.60	0.90	1.00	3.80	5.80	0.100	51.43	1171
C	3.90	0.030	0.042	15.20	11.20	2.60	0.80	1.80	3.80	5.90	0.100	54.63	1186
D	3.90	0.030	0.034	15.30	11.20	2.60	0.01	1.80	3.80	5.70	0.100	55.53	1185
E	4.00	0.030	0.042	17.10	11.30	2.60	0.90	1.90	3.80	5.60	0.100	52.63	1186
F	3.90	0.030	0.045	15.70	11.20	2.60	1.70	1.00	3.80	5.80	0.100	54.13	1186
Alloy 10	3.90	0.030	0.036	15.20	11.00	2.60	0.80	1.00	3.80	5.60	0.100	55.93	1182

Results and Discussion

Comparison of Microstructure Versus Temperature

The typical grain microstructures are compared as a function of several temperatures for a typical alloy in figure 1. Grain size versus temperature is shown for all the alloys in figure 2. Grain size increased and undissolved γ' phase content gradually decreased with increasing temperature. Grain size increased from about ASTM 11-12 (5 to 8 μm nominal diameter) to ASTM 7-8 (22 to 32 μm). Undissolved γ'




Figure 1.—Grain structure versus temperature, ASTM grain sizes for alloy 78.

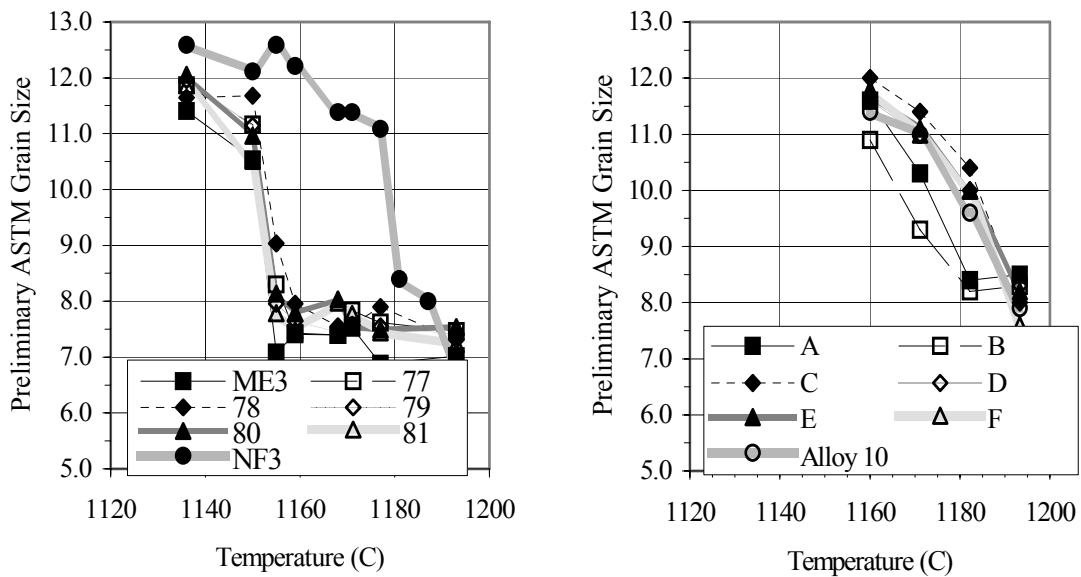


Figure 2.—ASTM grain size versus temperature for the experimental alloys.

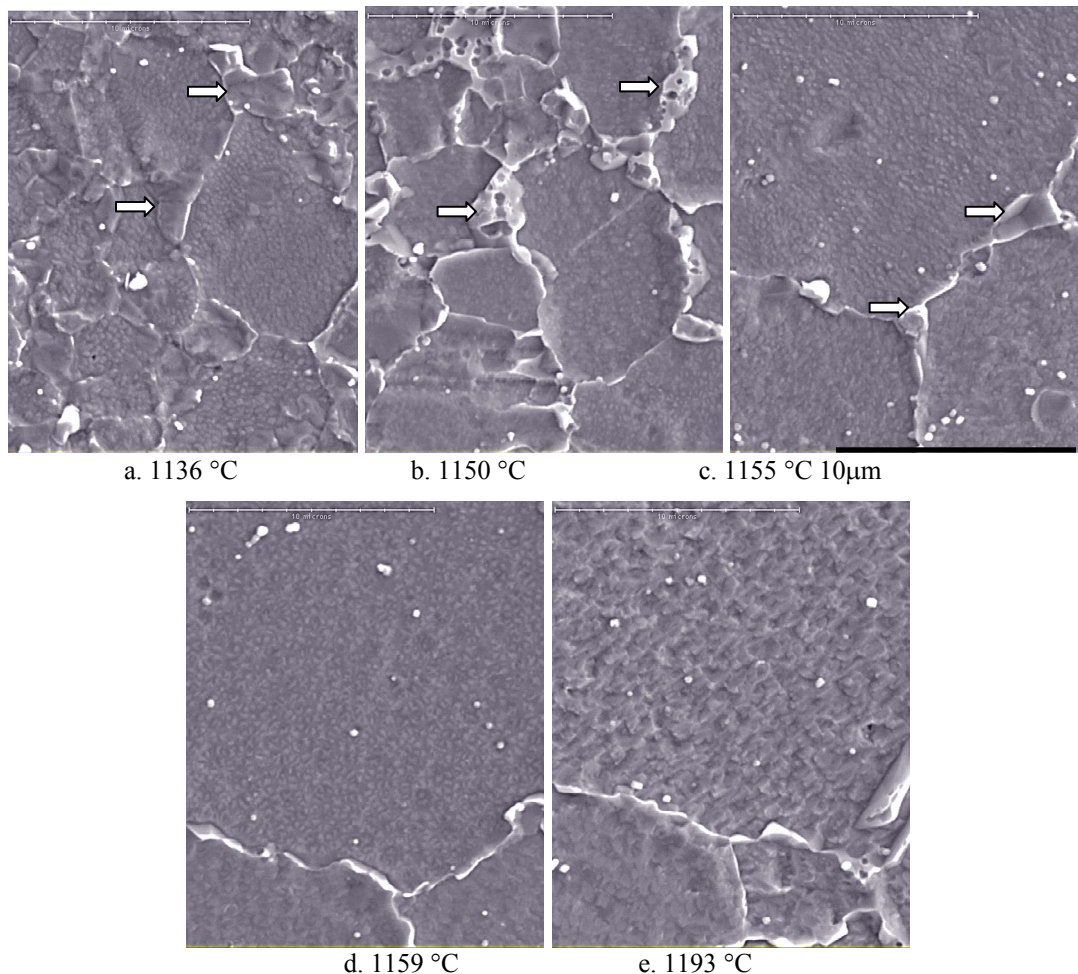


Figure 3.—Grain boundary microstructure versus temperature for alloy 78, primary γ' particles pinning grain boundaries indicated by arrows.

phase precipitate content was decreased to negligible levels in the latter coarse grain microstructures, figure 3. This can be attributed to the less constrained grain growth possible when large undissolved γ' precipitates no longer pin the grain boundaries (ref. 3). The mean temperature at which the increase in grain size occurred was identified as the grain size transition temperature, T_g , for each alloy. This temperature was taken from the response curves as the temperature at a transitional grain size of ASTM 9.5 (13 μm). T_g could be estimated within ± 3 °C for the ME3-based alloys and NF3, and within ± 5 °C for the Alloy 10-based samples. For practical considerations, this T_g temperature is a most usable parameter for heat treatment design. Bearing in mind typical furnace tolerances of ± 6 °C, supersolvus and subsolvus heat treatments can be specified at sufficiently lower and higher temperatures than this transition temperature, to insure the attainment of consistent grain sizes near ASTM 11–12 and ASTM 7–8, respectively. This temperature could also be used as a practical approximation of the γ' phase solvus temperature. The grain size transition temperature generally occurred at a higher temperature for Alloy 10 alloys and NF3 than ME3 alloys. However, the grain size transition was more gradual for Alloy 10 alloys than for ME3 and NF3 alloys. The grain size transition temperatures are included versus alloy chemistry in table 1.

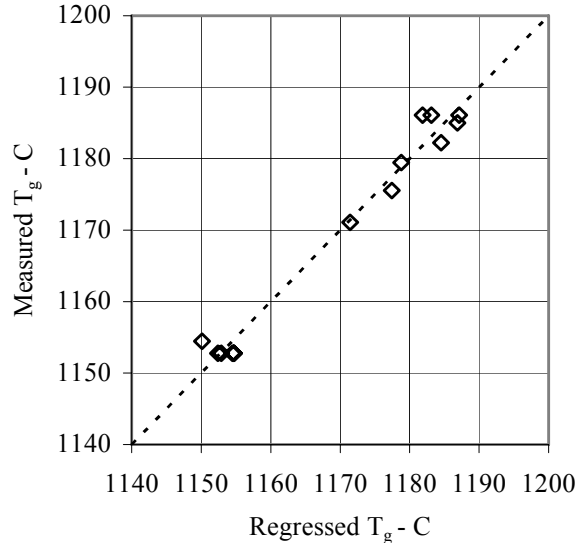


Figure 4.—Regressed versus measured T_g temperatures.

Regression of Grain Size Response

Forward and reverse stepwise linear regression was performed on the grain size transition temperatures versus alloy chemistry, using an F-to-enter of 4. The following regression equation was derived:

$$T_g = 1172.5 + 6.6Al' - 7.7Co' - 10.5Cr' + 3.6Ta'$$

where elements are expressed in wt% and $Al' = (Al - 3.62)/0.38$; $Co' = (Co - 17.9)/2.7$; $Cr' = (Cr - 11.5)/1.8$; $Ta' = (Ta - 1.81)/0.81$, and grain size transition temperature T_g is given in degrees C. This equation had an adjusted correlation coefficient $R^2_{adj} = 0.97$ and root mean square error of 2.6 °C, indicating acceptable predictive capability. A plot of regressed versus measured T_g temperatures is shown in figure 4.

The full statistical output is given in the appendix. The adjusted effects plots in the appendix show the effects of each of these variables on T_g temperature. For each variable, the T_g temperature has been adjusted to take out the effects of all other significant variables using the above equation. This allows clear inspection of the effect of each variable alone on T_g . These plots clearly show that increasing Al and Ta increased T_g , while increasing Co and Cr decreased T_g .

Summary and Conclusions

A series of experimental alloys based on ME3 and Alloy 10 were consolidated, extruded, and heat treated to determine the grain size-temperature responses. The findings can be summarized as follows:

- (1) Grain size of disk alloys could be predictably controlled by proper selection of solution heat treatment temperatures.
- (2) ME3-based alloys had generally sharper grain size transition curves, while Alloy 10-based compositions had more gradual transition curves. This could be related to a very sluggish dissolution rate of primary γ' particles in alloys containing higher Al, Ti, and W.
- (3) Alloy 10 compositions generally had higher grain size transition temperatures than ME3 compositions.
- (4) Regression analysis indicated the grain size transition temperature was increased with increasing Al and Ta levels, and decreased with increasing Co and Cr levels.

Appendix

Least Squares Coefficients, Response TG, Model DESIGN_COPY

Term	Coeff.	Std. Error	T-value	Signif.
1 1	1172.454563	0.835768		
2 -AL	6.628042	2.402410	2.76	0.0222
3 -CO	-7.749442	1.826000	-4.24	0.0022
4 -CR	-10.452189	1.580244	-6.61	0.0001
5 -TA	3.599960	1.572661	2.29	0.0478

- 1 STEP
- 2 Obey HIERARCHY
- 3 KEEP In
- > 4 Display DATA
- 5 All SUBSETS
- > 6 Show COEFFICIENT
- 7 HISTORY/PRES
- 8 POOL Mixture
- 9 COLLINEARITY
- 10 RESPONSE/MODEL
- 11 NEXT**
- 12 MAIN

Term	Transformed Term
1 1	
2 -AL	((AL-3.62)/3.8e-01)
3 -CO	((CO-1.79e+01)/2.7)
4 -CR	((CR-1.15e+01)/1.8)
5 -TA	((TA-1.81)/8.1e-01)

No. cases = 14 R-sq. = 0.9791 RMS Error = 2.616
 Resid. df = 9 R-sq-adj. = 0.9698 Cond. No. = 5.583
 ~ indicates factors are transformed.

Least Squares Summary ANOVA, Response TG Model DESIGN_COPY

Source	df	Sum Sq.	Mean Sq.	F-Ratio	Signif.
1 Total(Corr.)	13	2948.857			
2 Regression	4	2887.288	721.822	105.50	0.0000
3 Residual	9	61.569	6.841		

R-sq. = 0.9791
 R-sq-adj. = 0.9698

Model obeys hierarchy. The sum of squares for each term is computed assuming higher order terms are first removed.

Least Squares Components ANOVA, Response TG Model DESIGN_COPY

Source	df	Sum Sq.	Mean Sq.	F-Ratio	Signif.
1 Constant	1	19141207			
2 -AL	1	52.071	52.071	7.61	0.0222
3 -CO	1	123.213	123.213	18.01	0.0022
4 -CR	1	299.285	299.285	43.75	0.0001
5 -TA	1	35.846	35.846	5.24	0.0479
6 Residual	9	61.569	6.841		

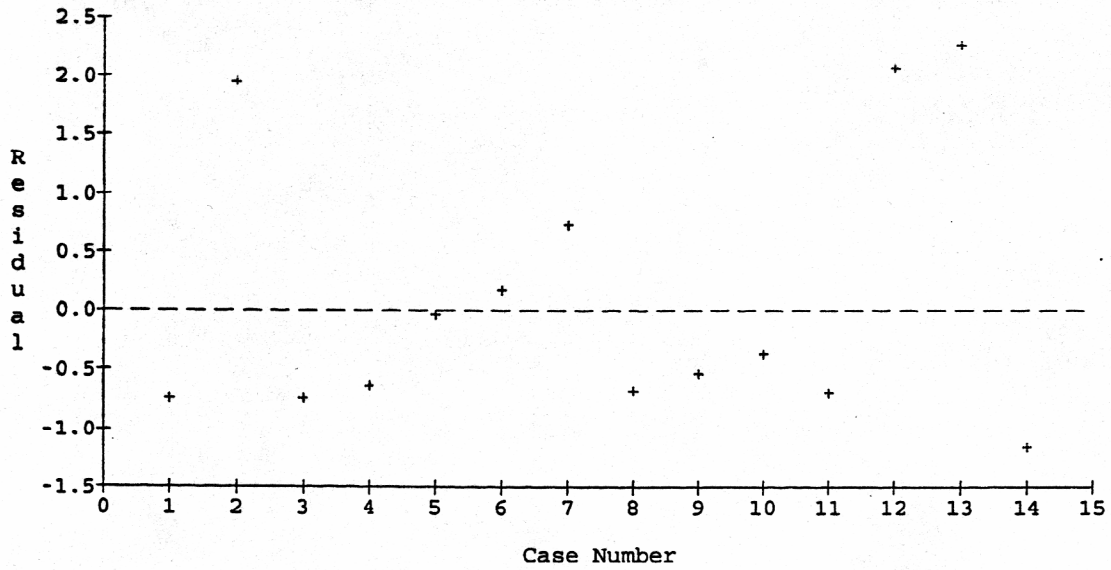
- 1 SUMMARY Anova
- > **2 COMPONENTS Anova**
- 3 VARIANCES
- 4 FIXED Effects
- 5 RANDOM Effects
- 6 MIXTURE Pooling
- 7 FULL Factorial
- 8 INTERPRETATION
- 9 RESPONSE/MODEL
- 10 OPTIONS
- 11 NEXT
- 12 MAIN

~ indicates factors are transformed. R-sq. = 0.9791
 R-sq-adj. = 0.9698

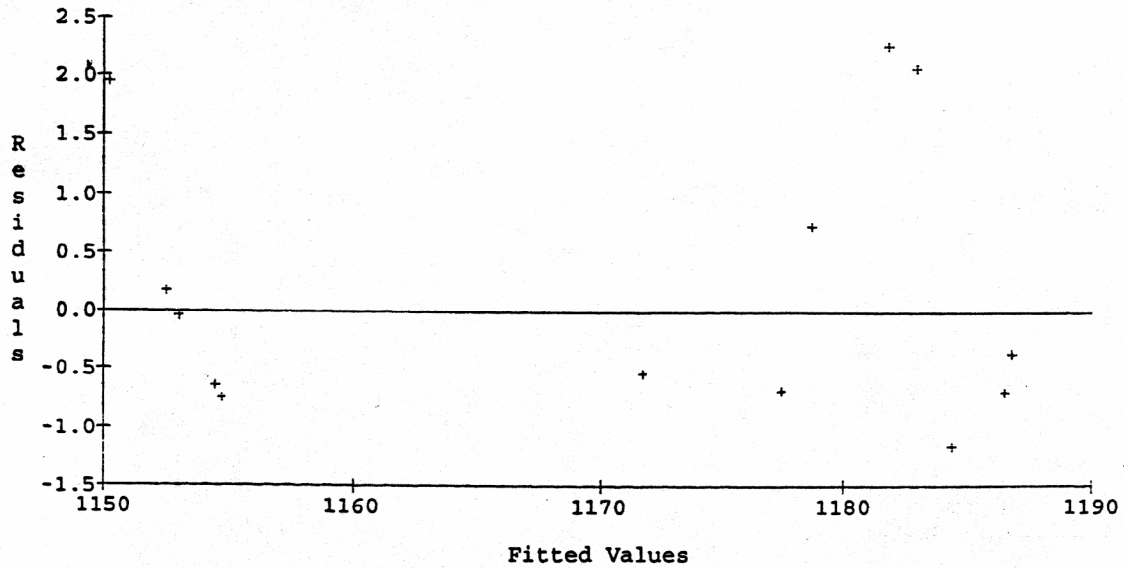
Default sum of squares.

Model obeys hierarchy. The sum of squares for each term is computed assuming higher order terms are first removed.

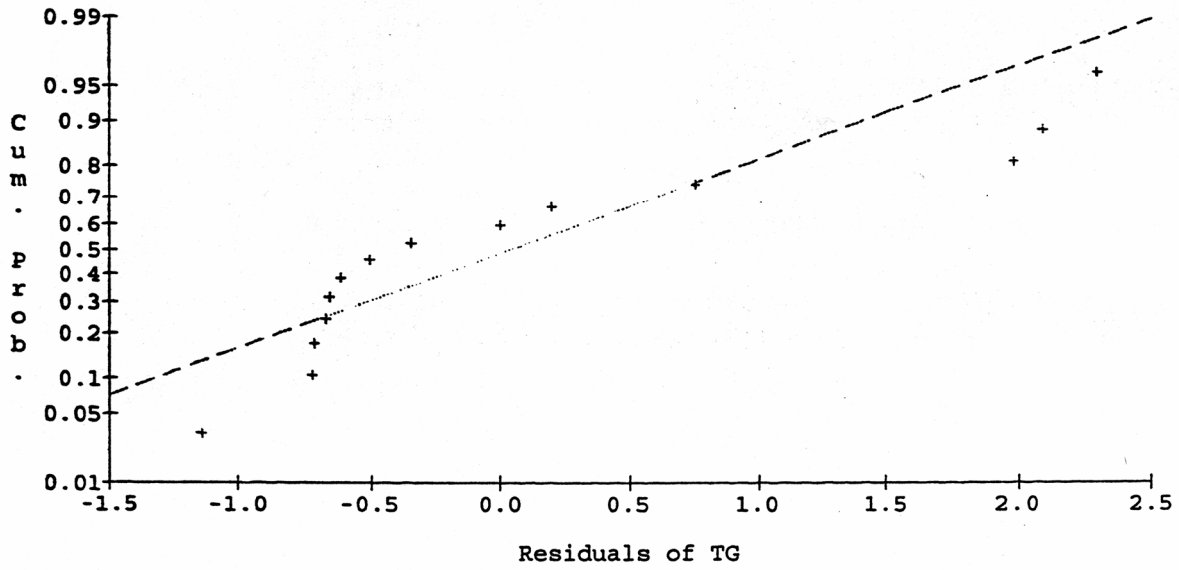
Case Order Graph of Residuals of TG
Using Studentized Residuals in Model DESIGN_COPY



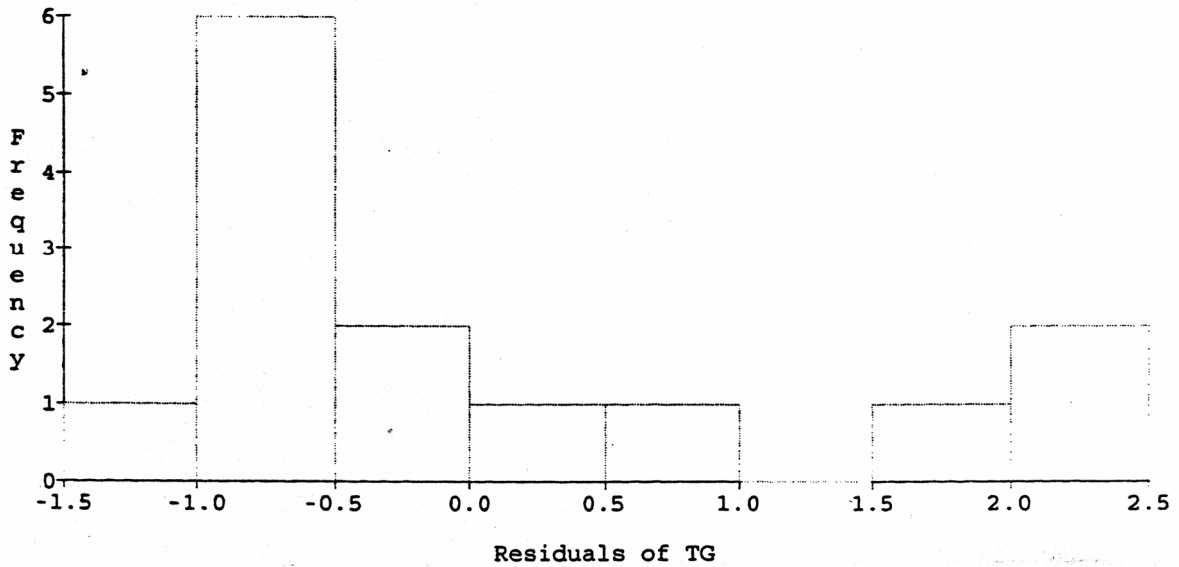
Residuals of TG vs Fitted Values
Using Studentized Residuals in Model DESIGN_COPY



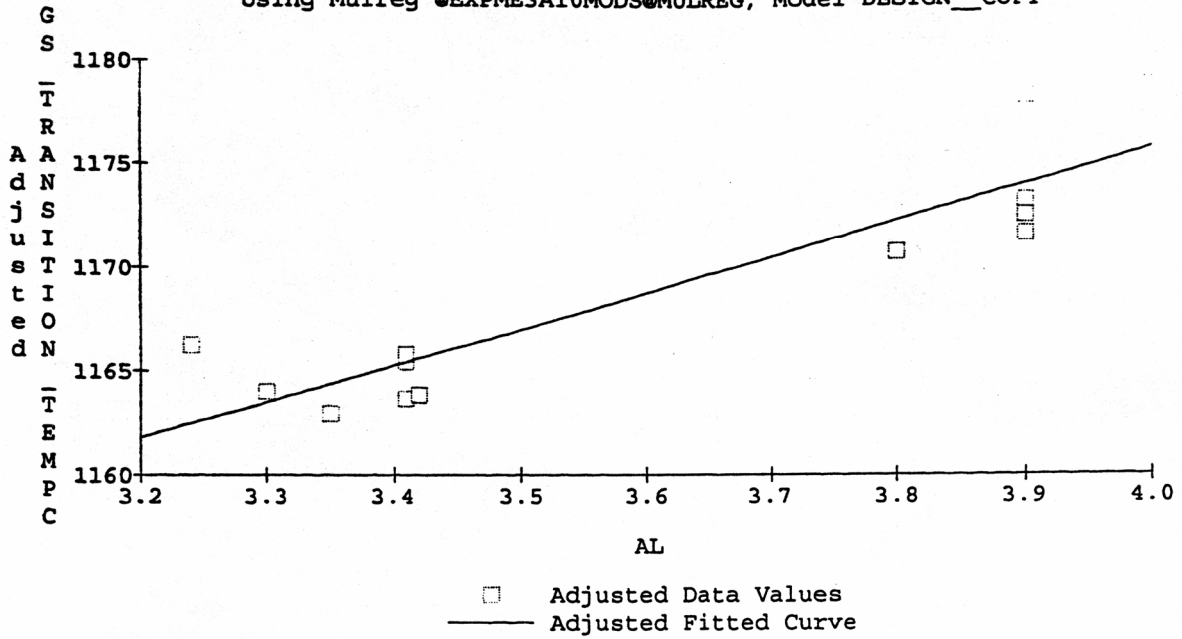
Normal Probability Plot of Residuals of TG
 Using Studentized Residuals in Model DESIGN_COPY
 (Sample size = 14)



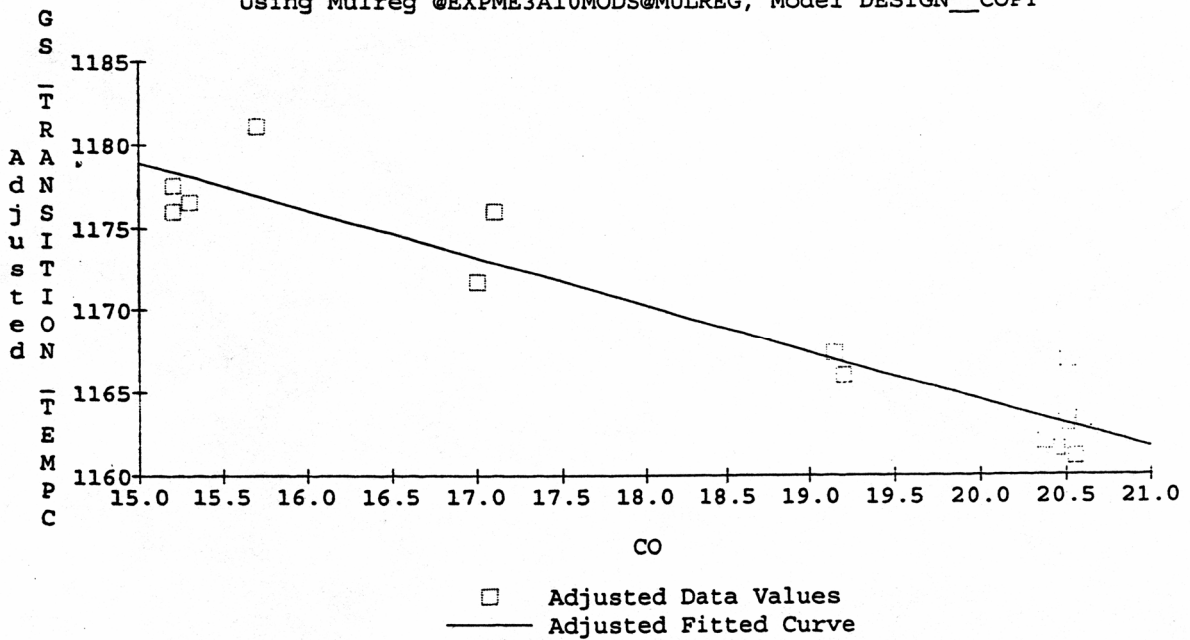
Histogram of Residuals of TG
 Using Studentized Residuals in Model DESIGN_COPY
 (Sample size = 14)



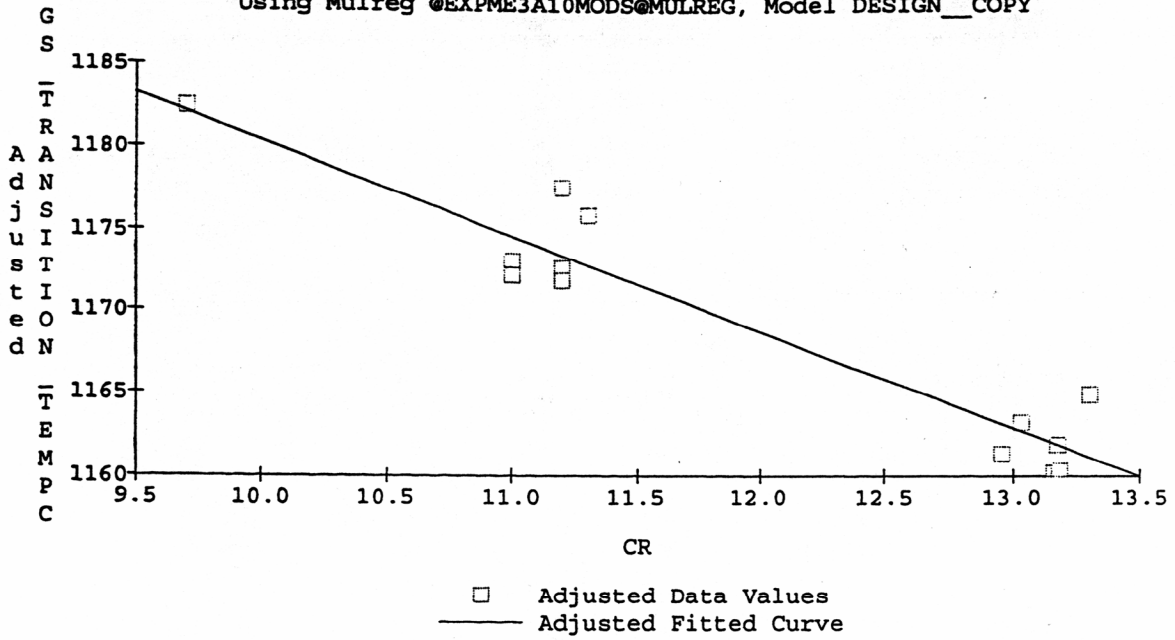
GS_TRANSITION_TEMPC vs AL, Adjusted for Remaining Predictors
Using Mulreg @EXPME3A10MODS@MULREG, Model DESIGN_COPY



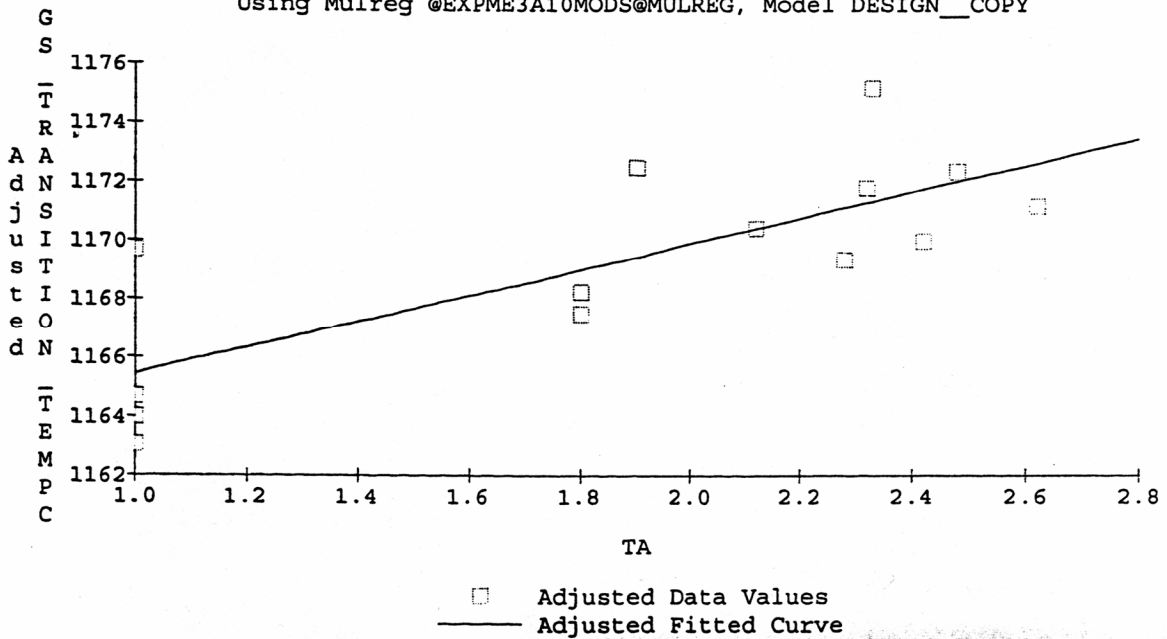
GS_TRANSITION_TEMPC vs CO, Adjusted for Remaining Predictors
Using Mulreg @EXPME3A10MODS@MULREG, Model DESIGN_COPY



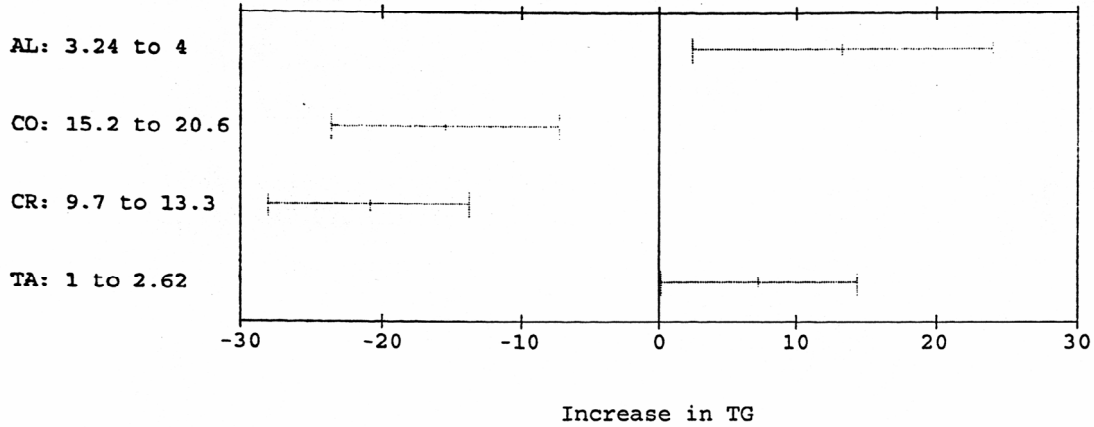
GS_TRANSITION_TEMPC vs CR, Adjusted for Remaining Predictors
Using Mulreg @EXPME3A10MODS@MULREG, Model DESIGN_COPY



GS_TRANSITION_TEMPC vs TA, Adjusted for Remaining Predictors
Using Mulreg @EXPME3A10MODS@MULREG, Model DESIGN_COPY



Mulreg @EXPME3A10MODS@MULREG, Model DESIGN_COPY
 Main Effects on Response GS_TRANSITION_TEMPC
 (with 95% Confidence Intervals)

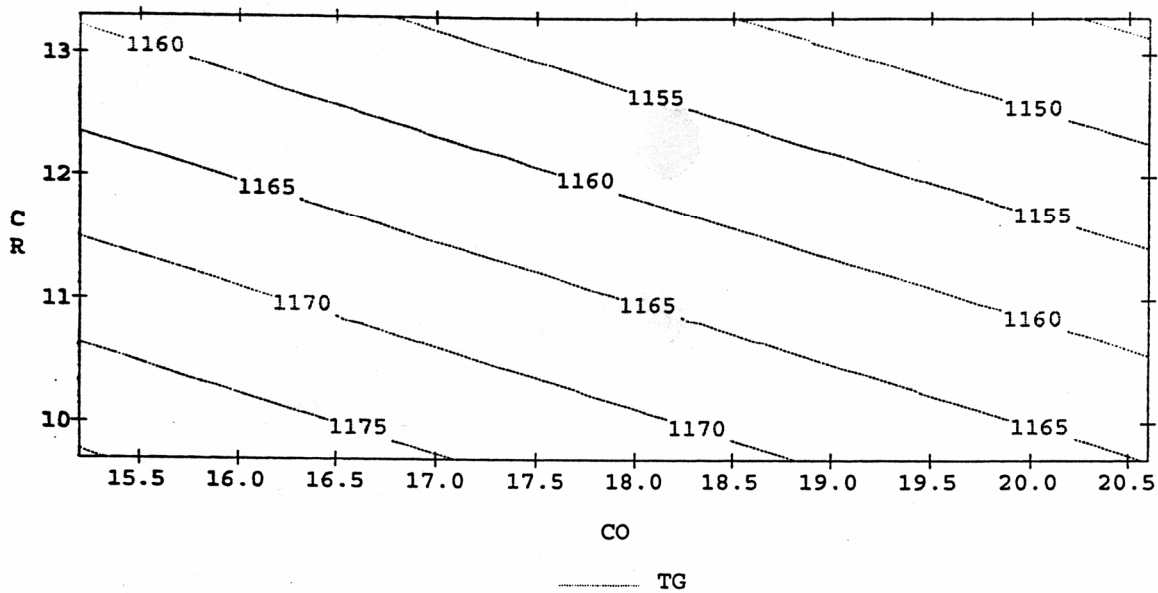


Factor, Response or Formula	Range	Initial Setting	Optimal Value	

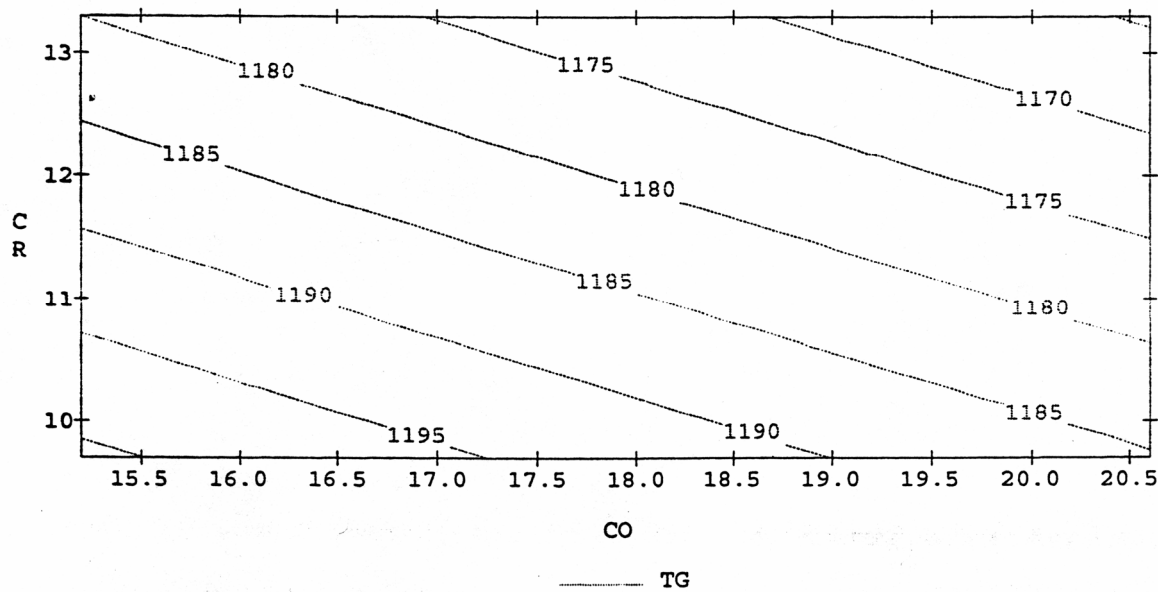
1 Factors				1 SELECT
2 AL	3.24 to 4	3.62	3.2401	2 MIN/MAX
3 CO	15.2 to 20.6	17.9	20.6	3 FACTOR Ranges
4 CR	9.7 to 13.3	11.5	13.299	4 CONSTRAINTS
5 TA	1 to 2.62	1.81	1.1157	5 INITIAL Settings
6				6 TOLERANCE
7 Responses				7 STEP Limit
8 GS_TRANSITION_T MIN			1144.5	8 PERFORM
				> 9 STORE
				10 RECALL
				11 NEXT
				12 MAIN

Converged to a tolerance of 0.0033 after 118 steps.

GS_TRANSITION_TEMPC
 $\overline{AL} = 3.24, TA = 1$



GS_TRANSITION_TEMPC
 $\overline{AL} = 4, TA = 2.62$



References

1. T.P. Gabb, K. O'Connor, J. Telesman, P. Kantzos, "Ultra Efficient Engine Technologies Quarterly Review, UEET Large Disk," July 2000.
2. S.K. Jain, High OPR Core Materials (Area of Interest 4.0) Regional Engine Disk Process Development, NASA Contract NAS3-27720, Final Report, September 1999, p. 8.
3. J.L. Bartos, P.S. Mathur, "Development of Hot Isostatically Pressed (As-HIP) Powder Metallurgy Rene' 95 Turbine Hardware," Superalloys: Metallurgy and Manufacture, Proceedings of the 3rd International Symposium, ed. B.H. Kear, D.R. Muzyka, J.K. Tien, S.T. Wlodek, Claitor's Publishing Division, Baton Rouge, LA, 1976, pp. 495-508.
4. E.J. Huron, R.L. Casey, M.F. Henry, D.P. Mourer, "The Influence of Alloy Chemistry and Powder Production Methods on Porosity in a P/M Nickel-Base Superalloy," Superalloys 1996, ed. by R.D. Kissinger, D.J. Deye, D.L. Anton, A.D. Cetel, M.V. Nathal, T.M. Pollock, and D.A. Woodford, The Minerals, Metals, and Materials Society, Warrendale, PA, 1996, pp. 667-676.
5. K.R. Bain, R. Montero, M. Parks, NAWC High Temperature Turbine Disk Program, Contract No. N68335-94-C-0161, Naval Air Warfare Center Aircraft Division, Patuxent, MD.

REPORT DOCUMENTATION PAGE

*Form Approved
OMB No. 0704-0188*

The public reporting burden for this collection of information is estimated to average 1 hour per response, including the time for reviewing instructions, searching existing data sources, gathering and maintaining the data needed, and completing and reviewing the collection of information. Send comments regarding this burden estimate or any other aspect of this collection of information, including suggestions for reducing this burden, to Department of Defense, Washington Headquarters Services, Directorate for Information Operations and Reports (0704-0188), 1215 Jefferson Davis Highway, Suite 1204, Arlington, VA 22202-4302. Respondents should be aware that notwithstanding any other provision of law, no person shall be subject to any penalty for failing to comply with a collection of information if it does not display a currently valid OMB control number.
PLEASE DO NOT RETURN YOUR FORM TO THE ABOVE ADDRESS.

1. REPORT DATE (DD-MM-YYYY) 01-12-2007		2. REPORT TYPE Technical Memorandum		3. DATES COVERED (From - To)	
4. TITLE AND SUBTITLE The Grain Size-Temperature Response of Advanced Nickel-Base Disk Superalloys During Solution Heat Treatments				5a. CONTRACT NUMBER	
				5b. GRANT NUMBER	
				5c. PROGRAM ELEMENT NUMBER	
6. AUTHOR(S) Gabb, Timothy, P.; Gayda, John; Kantzos, Peter				5d. PROJECT NUMBER	
				5e. TASK NUMBER	
				5f. WORK UNIT NUMBER WBS 984754.02.07.03.11.03	
7. PERFORMING ORGANIZATION NAME(S) AND ADDRESS(ES) National Aeronautics and Space Administration John H. Glenn Research Center at Lewis Field Cleveland, Ohio 44135-3191				8. PERFORMING ORGANIZATION REPORT NUMBER E-16075	
9. SPONSORING/MONITORING AGENCY NAME(S) AND ADDRESS(ES) National Aeronautics and Space Administration Washington, DC 20546-0001				10. SPONSORING/MONITORS ACRONYM(S) NASA	
				11. SPONSORING/MONITORING REPORT NUMBER NASA/TM-2007-214912	
12. DISTRIBUTION/AVAILABILITY STATEMENT Unclassified-Unlimited Subject Category: 26 Available electronically at http://gltrs.grc.nasa.gov This publication is available from the NASA Center for AeroSpace Information, 301-621-0390					
13. SUPPLEMENTARY NOTES					
14. ABSTRACT The grain size-temperature response was measured for a series of experimental disk superalloys. The responses were compared and related to the chemistries of these alloys.					
15. SUBJECT TERMS Superalloy; Grain size					
16. SECURITY CLASSIFICATION OF:			17. LIMITATION OF ABSTRACT	18. NUMBER OF PAGES	19a. NAME OF RESPONSIBLE PERSON
a. REPORT	b. ABSTRACT	c. THIS PAGE			STI Help Desk (email:help@sti.nasa.gov)
U	U	U	UU	19	19b. TELEPHONE NUMBER (include area code) 301-621-0390

