

NASA/TM—2006-214453

AIAA—2006—5263



# Life and Operating Range Extension of the BPT—4000 Qualification Model Hall Thruster

*Ben Welander, Christian Carpenter, and Kristi de Grys  
Aerojet General, Redmond, Washington*

*Richard R. Hofer and Thomas M. Randolph  
Jet Propulsion Laboratory, Pasadena, California*

*David H. Manzella  
Glenn Research Center, Cleveland, Ohio*

## NASA STI Program . . . in Profile

Since its founding, NASA has been dedicated to the advancement of aeronautics and space science. The NASA Scientific and Technical Information (STI) program plays a key part in helping NASA maintain this important role.

The NASA STI Program operates under the auspices of the Agency Chief Information Officer. It collects, organizes, provides for archiving, and disseminates NASA's STI. The NASA STI program provides access to the NASA Aeronautics and Space Database and its public interface, the NASA Technical Reports Server, thus providing one of the largest collections of aeronautical and space science STI in the world. Results are published in both non-NASA channels and by NASA in the NASA STI Report Series, which includes the following report types:

- **TECHNICAL PUBLICATION.** Reports of completed research or a major significant phase of research that present the results of NASA programs and include extensive data or theoretical analysis. Includes compilations of significant scientific and technical data and information deemed to be of continuing reference value. NASA counterpart of peer-reviewed formal professional papers but has less stringent limitations on manuscript length and extent of graphic presentations.
- **TECHNICAL MEMORANDUM.** Scientific and technical findings that are preliminary or of specialized interest, e.g., quick release reports, working papers, and bibliographies that contain minimal annotation. Does not contain extensive analysis.
- **CONTRACTOR REPORT.** Scientific and technical findings by NASA-sponsored contractors and grantees.

- **CONFERENCE PUBLICATION.** Collected papers from scientific and technical conferences, symposia, seminars, or other meetings sponsored or cosponsored by NASA.
- **SPECIAL PUBLICATION.** Scientific, technical, or historical information from NASA programs, projects, and missions, often concerned with subjects having substantial public interest.
- **TECHNICAL TRANSLATION.** English-language translations of foreign scientific and technical material pertinent to NASA's mission.

Specialized services also include creating custom thesauri, building customized databases, organizing and publishing research results.

For more information about the NASA STI program, see the following:

- Access the NASA STI program home page at <http://www.sti.nasa.gov>
- E-mail your question via the Internet to [help@sti.nasa.gov](mailto:help@sti.nasa.gov)
- Fax your question to the NASA STI Help Desk at 301-621-0134
- Telephone the NASA STI Help Desk at 301-621-0390
- Write to:  
NASA STI Help Desk  
NASA Center for AeroSpace Information  
7121 Standard Drive  
Hanover, MD 21076-1320



# Life and Operating Range Extension of the BPT-4000 Qualification Model Hall Thruster

*Ben Welander, Christian Carpenter, and Kristi de Grys  
Aerojet General, Redmond, Washington*

*Richard R. Hofer and Thomas M. Randolph  
Jet Propulsion Laboratory, Pasadena, California*

*David H. Manzella  
Glenn Research Center, Cleveland, Ohio*

Prepared for the  
42nd Joint Propulsion Conference and Exhibit  
cosponsored by the AIAA, ASME, SAE, and ASEE  
Sacramento, California, July 9–12, 2006

National Aeronautics and  
Space Administration

Glenn Research Center  
Cleveland, Ohio 44135

## Acknowledgments

Work performed at Aerojet is supported by the NASA Glenn Research Center under contract NNC04CB14C. The authors thank Mr. Doug Ley for his support of the testing described in this paper. The authors gratefully acknowledge Mr. Robert Kay for providing the PPU efficiency data and insight.

*Level of Review:* This material has been technically reviewed by technical management.

Available from

NASA Center for Aerospace Information  
7121 Standard Drive  
Hanover, MD 21076-1320

National Technical Information Service  
5285 Port Royal Road  
Springfield, VA 22161

Available electronically at <http://gltrs.grc.nasa.gov>

# Life and Operating Range Extension of the BPT–4000 Qualification Model Hall Thruster

Ben Welander, Christian Carpenter, and Kristi de Grys  
Aerojet General  
Redmond, Washington 98052

Richard R. Hofer and Thomas M. Randolph  
National Aeronautics and Space Administration  
Jet Propulsion Laboratory  
Pasadena, California 91109

David H. Manzella  
National Aeronautics and Space Administration  
Glenn Research Center  
Cleveland, Ohio 44135

## Abstract

Following completion of the 5,600 hour qualification life test of the BPT–4000 4.5 kW Hall Thruster Propulsion System, NASA and Aerojet have undertaken efforts to extend the qualified operating range and lifetime of the thruster to support a wider range of NASA missions. The system was originally designed for orbit raising and stationkeeping applications on military and commercial geostationary satellites. As such, it was designed to operate over a range of power levels from 3 to 4.5 kW. Studies of robotic exploration applications have shown that the cost savings provided by utilizing commercial technology that can operate over a wider range of power levels provides significant mission benefits. The testing reported on here shows that the 4.5 kW thruster as designed has the capability to operate efficiently down to power levels as low as 1 kW. At the time of writing, the BPT–4000 qualification thruster and cathode have accumulated over 400 hours of operation between 1 kW–2 kW with an additional 600 hours currently planned. The thruster has demonstrated no issues with longer duration operation at low power.

## Nomenclature

$I_d$	discharge current
$I_{SP}$	specific impulse
$P_d$	discharge power
$T$	thrust
$V_d$	discharge voltage


## I. Introduction

Hall thrusters have provided station-keeping on Russian spacecraft for decades and have more recently been demonstrated on Western geosynchronous (GEO) communications satellites<sup>1,2</sup>. Additionally, SMART–1 successfully demonstrated the use of Hall thrusters as primary propulsion systems for orbit transfer and capture on a science mission<sup>3</sup>. As Hall thrusters continue to gain acceptance in the commercial marketplace, NASA has begun considering them more broadly based on their lower system cost compared to other electric propulsion systems with

similar performance. JPL has recently conducted studies for cost-capped science missions such as those conducted under the NASA Discovery Program and found that several missions could benefit from a commercially-available electric propulsion system with wide power and throttling capabilities<sup>4</sup>. NASA GRC and Aerojet have over the past several years been developing Hall thruster technology to provide enhanced throttle range and higher specific impulse capability than state-of-the-art Hall thrusters to maximize interplanetary mission benefits<sup>5</sup>.

The BPT-4000 Hall thruster propulsion system (HTPS) was developed through a joint effort between Lockheed Martin Space Systems and Aerojet-General as a 4.5 kW electric propulsion system for GEO satellite applications. In 2005, Aerojet successfully completed the planned qualification of this system<sup>6,7</sup>. During qualification, the BPT-4000 demonstrated >6700 starts, >5800 hours of operation, >4.9x10<sup>6</sup> N-s of total impulse, and >250 kg of xenon throughput. Test firings varied in duration from 5 minutes to over 200 hours, covered a power range from 3 to 4.5 kW, and discharge voltages from 300 to 400 V.

After firing for 5800 hours, the BPT-4000 operated more efficiently than during any previous period and erosion was slowed significantly<sup>7</sup>. Measurements of the insulator ring erosion and the cathode health showed the thruster had significantly more life capability. Figure 1 displays the thruster condition at the end of commercial qualification (EOT). The image on the left shows the extent of erosion to the thruster downstream surfaces and cathode keeper shell after 23 megawatt-hours (i.e., after 5800 hours). Although the erosion of the insulator rings is extensive, the dielectric coating on the pole pieces still retains about half of its original thickness near the channel. Deposition has been removed from cathode keeper surfaces with direct view of the annulus but the shell has no signs of degradation.



**Figure 1. The BPT-4000 showing 5800 hours of wear (left) and 1 kW operation (right).**

NASA has funded Aerojet to assess the performance of the BPT-4000 down to the 1 kW power level and demonstrate extended duration operation to characterize erosion rates and cathode operation at low power. This paper documents this effort. Sections II and III describe the objectives of the qualification extension and provide a brief description of the facility and setup. Subsequent sections present results of blow-down testing, low-power performance of the thruster and PPU and discuss the first 400 hours of low-power operation.

## II. Test Objectives

NASA and Aerojet partnered to conduct additional qualification that stretched both the lifetime and the throttle range of the thruster. The qualification extension consists of three sections including a blow-down test, performance characterization, and a life test extension (LTE). The objective of the blow-down test is to demonstrate the capability of the HTPS to operate in an unregulated pressure mode. The objectives of thruster characterizations are to measure erosion and map the performance of the thruster between 1 and 2 kW. The objective of the LTE is to demonstrate sustained operation at low power and extend the qualified life of the BPT-4000.

The extended qualification test plan started with a thruster characterization followed by blow-down testing. After quantifying low-power performance, the thruster entered the first of two 500-hour life test blocks of sustained low-power operation. The test plan was specified to ensure that testing was conducted to maximize data return with the lowest possible risk to the test hardware. The first 500-hour test block consists of five segments at currents of 5 A, conducted at successively lower powers as shown in Table 1. The intent of each segment is to demonstrate stable, sustained operation at powers as low as 1 kW. The thruster characterization is repeated before starting the second test block, where the thruster will accumulate hours exclusively at 1.5 kW–300 V.

$P_d$	Segment Cycles	Total Hours
2.00 kW	4	100
1.75 kW	4	200
1.50 kW	4	300
1.25 kW	4	400
1.00 kW	4	500

Table 1. Block 1 of the BPT-4000 life test extension.

## III. Facility and Test Setup

Both the original life test and the low-power LTE were conducted in Aerojet’s Chamber 2 facility, which is described in detail in previous publications<sup>8</sup>. The BPT-4000 sits on an inverted pendulum thrust stand inside a 2.1-m diameter by 7.2-m stainless steel vacuum chamber. Throughout qualification and the life test extension, a qualification model XFC delivered propellant to the BPT-4000 and a development model PPU powered both the thruster and the XFC. The flight model PPU has upgraded components for improved tolerance to thermal variations, flash X-ray, and electromagnetic interference but it is electrically and functionally equivalent to the unit used to qualify the BPT-4000.

## IV. Blow-down Testing

During nominal operation, the XFC receives propellant at feed pressures between 34 and 40 psia (235–275 kPa). In order to minimize ullage propellant, a test was designed to demonstrate operation at lower feed pressures. The thruster was started normally at 4.5 kW–400 V with 38 psia feed pressure. After reaching steady state, the xenon supply bottle was closed and the feed pressure was allowed to drop. To slow the rate of pressure decline, a volume was added to the feed system and filled with xenon at the nominal feed pressure.

During the first several hours of testing, the feed pressure dropped without affecting thruster performance. The mass flow rate and discharge current remained steady because the proportional flow control valve in the XFC gradually opened as commanded by the PPU loop control. As shown in Figure 2, the PFCV reached full open about an hour before test shutdown. After this point, the declining feed pressure began to decrease flow rate. Discharge current followed flow rate until a lower limit of 5 A was reached and the test was voluntarily terminated. The thruster operated stably down to the 5 A limit with no increases in discharge current or voltage oscillations. By demonstrating operation at less than 25% nominal feed pressure, the HTPS can facilitate either a propellant mass savings or extended mission duration.

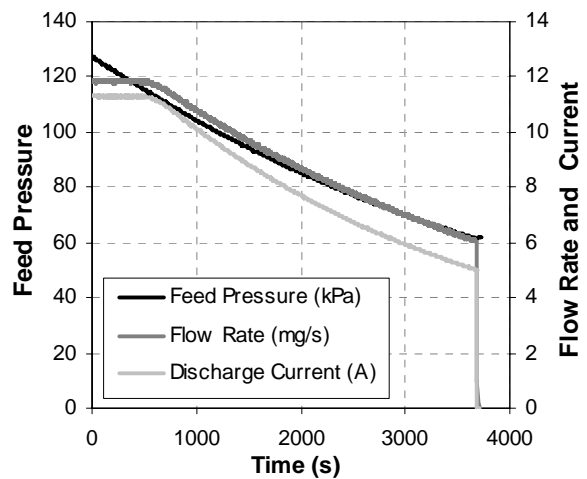


Figure 2. Feed pressure, flow rate and  $I_d$  during the last hour of blow-down testing.

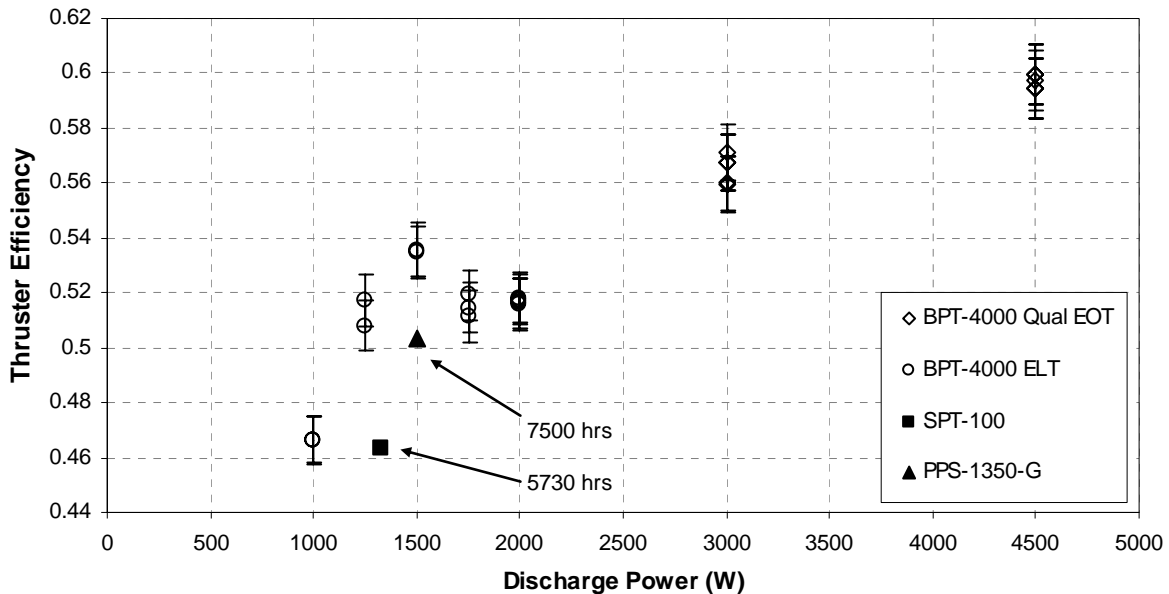
## V. BPT-4000 Thruster Performance at Low Power

After blow-down testing, the BPT-4000 began low-power testing. Starting at 2 kW, the HTPS demonstrated steady operation at successively decreasing power. Performance results from thruster characterizations and the first 400 hours of extended testing are shown in Table 2. Thrust values are the difference between a measurement taken at the end of each cycle and a tare measurement taken one minute after shutdown. Specific impulse includes flow rate to the thruster and cathode and is corrected for the finite chamber pressure.

Figure 3 shows thruster efficiency measurements taken at the end of the BPT-4000 qualification and during the life test extension. Efficiency is calculated using  $T$  and  $I_{SP}$  calculated above and  $P_d$ . These measurements are graphed along with reported data from the end of the SPT-100 cyclic endurance test<sup>9</sup> and the PPS-1350-G qualification<sup>10</sup> for comparison. Although the BPT-4000 was optimized for 4.5 kW, it operates with greater efficiency than the SPT-100 and PPS-1350-G at similar power levels. The graph shows that, while BPT-4000 performance does decrease with power level, the efficiency remains above 50% for  $P_d$  as low as 1.25 kW.

	$T$ (mN)	$I_{SP}$ (s)
4.5 kW-400 V	254	2150
4.5 kW-300 V	278	1960
3.0 kW-400 V	171	2010
3.0 kW-300 V	190	1840
2.00 kW-400 V	115	1860
1.75 kW-350 V	107	1740
1.50 kW-300 V	103	1610
1.25 kW-250 V	92	1440
1.00 kW-200 V	79	1220

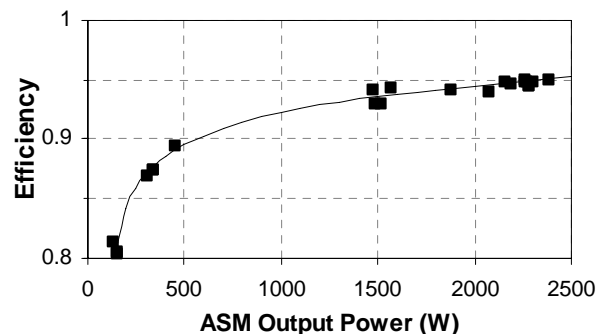
**Table 2. Performance map of the BPT-4000.**



**Figure 3. BPT-4000 thruster efficiency vs. discharge power.**

## VI. System Performance at Low Power

The LTE also demonstrated operation of the system at lower power levels. The PPU has two 2.5-kW anode supply modules (ASMs) capable of providing the BPT-4000 with up to 5 kW of discharge power. By demonstrating low-power operation on one anode supply module, the HTPS increases the range of missions that it may support. This capability adds increased system efficiency during low power operation and provides risk reduction since a single string HTPS may still be operational if there is a loss of an ASM. All life test extension cycles at 5 A used a start sequence with only one powered ASM in which the start-up powers never exceeded the nominal operating power levels (Table 1).



**Figure 4. Efficiency of the PPU ASM.**



## VII. Health and Stability during Extended Life Testing

The test program has included operation at lower power levels for given specific impulse than have been previously tested with this engine. Although designed for discharge currents as high as 15 A, the BPT-4000 has operated almost exclusively at 5 A for over 400 hours. The thruster and cathode have operated without stability issues at all power levels tested. Peak-to-peak current ( $I_d$ ) oscillations were 10 +/- 3 A at the end of qualification testing and have remained in this range throughout low power testing. Similarly, voltage oscillation amplitudes measured during the LTE are comparable to those from 3 and 4.5 kW operations. Cathode ignition voltages have remained below 20 V and temperatures have remained nominal. The cathode floating potential has been less than 14 V with respect to ground and stable throughout testing. This demonstrates both excellent cathode health and cathode coupling to the thruster despite the low flow rate, current, and voltage. No appreciable wear has been measured suggesting that low-power operation does not significantly change erosion rates, but detailed analysis of erosion data is still pending. When the life test extension is complete, the BPT-4000 will demonstrate a throughput capability greater than 285 kg and a total impulse greater than  $5.4 \times 10^6$  N-s.

## VIII. Conclusion

Aerojet's commercially available BPT-4000 Hall thruster has demonstrated increased life and an expanded operating range as part of a life test extension funded by NASA. Although designed for 4.5-kW operation, the thruster's performance exceeds 50% for discharge powers as low as 1.25 kW. At the time of writing, the qualification thruster and cathode have accumulated over 400 hours of stable, low-power operation. When the LTE is completed, the BPT-4000 will have accumulated  $5.4 \times 10^6$  N-s of impulse, processed 285 kg of xenon propellant and operated for more than 1000 hours below 2 kW. Future work includes characterizing erosion rates at low power for model correlation and more accurate predictions of thruster life. The lower power limit for the LTE was arbitrarily set at 1 kW. Based on the positive test results, additional BPT-4000 testing may be performed to demonstrate both extended life and operational capability below 1 kW.

## References

- <sup>1</sup>Day, M., Naslennikov, N., Randolph, T., and Rogers, W., "SPT-100 Subsystem Qualification Status," AIAA-95-2666, 31<sup>st</sup> AIAA/ASME/SAE/ASEE Joint Propulsion Conference, San Diego, CA, July 10-12, 1995.
- <sup>2</sup>Duchemin, O., Cornu, N., Darnon, F., and Estublier, D., "Endurance Test at High Voltage of the PPSX000 Hall-Effect Thruster," AIAA-2005-4050, 41<sup>st</sup> AIAA/ASME/SAE/ASEE Joint Propulsion Conference and Exhibit, Tucson, AZ, July 10-13, 2005.
- <sup>3</sup>Koppel, C. R. and Estublier, D., "The SMART-1 Hall Effect Thruster Around the Moon: In Flight Experience," IEPC-2005-119, 29<sup>th</sup> International Electric Propulsion Conference, Princeton University, October 31–November 4, 2005.
- <sup>4</sup>Hofer, R. R., Randolph, T. M., Oh, D. Y., Snyder, J. S., de Grys, K. H., "Evaluation of a 4.5 kW Commercial Hall Thruster System for NASA Science Missions," AIAA-2006-4469, 42nd Joint Propulsion Conference, Sacramento, CA, July 9-12, 2006.
- <sup>5</sup>Manzella, D., Oh, D., Aadland, R., "Hall Thruster Technology for NASA Science Missions," AIAA-2005-3675, 41<sup>st</sup> AIAA/ASME/SAE/ASEE Joint Propulsion Conference and Exhibit, Tucson, AZ, July 10-13, 2005.
- <sup>6</sup>de Grys, K., Welander, B., Dimicco, J., Wenzel, S., Kay, B., Kayms, V., Paisley, J., "4.5 kW Hall Thruster System Qualification Status," AIAA-2005-3682, 41<sup>st</sup> AIAA/ASME/SAE/ASEE Joint Propulsion Conference and Exhibit, Tucson, AZ, July 10-13, 2005.
- <sup>7</sup>Welander, B. and de Grys, K., "Completion of the BPT-4000 Hall Thruster Qualification," 53rd JANNAF Propulsion Meeting / 2nd Liquid Propulsion Subcommittee Meeting / 1<sup>st</sup> Spacecraft Propulsion Subcommittee Meeting, Monterey, CA, December 5-8, 2005.
- <sup>8</sup>de Grys, K., Meckel, N., Callis, G., Greisen, D., Hoskins, A., King, D., Wilson, F., Werthman, L., Kayms, V., "Development and Testing of a 4500 Watt Flight Type Hall Thruster and Cathode," IEPC-01-011, 27<sup>th</sup> International Electric Propulsion Conference, Pasadena, CA, October 15-19, 2001.
- <sup>9</sup>Garner, C. E., Brophy, J. R., Polk, J. E., and Pless, L. C., "A 5730-Hr Cyclic Endurance Test of the SPT-100," AIAA-95-2667, 31<sup>st</sup> AIAA/ASME/SAE/ASEE Joint Propulsion Conference, San Diego, CA, July 10-12, 1995.
- <sup>10</sup>Marchandise, F., Biron, J., Gambon, M., Cornu, N., Darnon, F., and Estublier, D., "The PPS 1350 Qualification Demonstration 7500h on Ground, about 5000h in Flight," IEPC-2005-209, 29<sup>th</sup> International Electric Propulsion Conference, Princeton University, October 31–November 4, 2005.

# REPORT DOCUMENTATION PAGE

*Form Approved*  
*OMB No. 0704-0188*

Public reporting burden for this collection of information is estimated to average 1 hour per response, including the time for reviewing instructions, searching existing data sources, gathering and maintaining the data needed, and completing and reviewing the collection of information. Send comments regarding this burden estimate or any other aspect of this collection of information, including suggestions for reducing this burden, to Washington Headquarters Services, Directorate for Information Operations and Reports, 1215 Jefferson Davis Highway, Suite 1204, Arlington, VA 22202-4302, and to the Office of Management and Budget, Paperwork Reduction Project (0704-0188), Washington, DC 20503.

<b>1. AGENCY USE ONLY</b> ( <i>Leave blank</i> )		<b>2. REPORT DATE</b> October 2006	<b>3. REPORT TYPE AND DATES COVERED</b> Technical Memorandum	
<b>4. TITLE AND SUBTITLE</b> Life and Operating Range Extension of the BPT-4000 Qualification Model Hall Thruster			<b>5. FUNDING NUMBERS</b>  WBS 346620.04.05.03.04	
<b>6. AUTHOR(S)</b> Ben Welander, Christian Carpenter, Kristi de Gryz, Richard R. Hofer, Thomas M. Randolph, and David H. Manzella				
<b>7. PERFORMING ORGANIZATION NAME(S) AND ADDRESS(ES)</b> National Aeronautics and Space Administration John H. Glenn Research Center at Lewis Field Cleveland, Ohio 44135-3191			<b>8. PERFORMING ORGANIZATION REPORT NUMBER</b>  E-15717	
<b>9. SPONSORING/MONITORING AGENCY NAME(S) AND ADDRESS(ES)</b> National Aeronautics and Space Administration Washington, DC 20546-0001			<b>10. SPONSORING/MONITORING AGENCY REPORT NUMBER</b>  NASA TM-2006-214453 AIAA-2006-5263	
<b>11. SUPPLEMENTARY NOTES</b> Prepared for the 42nd Joint Propulsion Conference and Exhibit cosponsored by the AIAA, ASME, SAE, and ASEE, Sacramento, California, July 9-12, 2006. Ben Welander, Christian Carpenter, and Kristi de Gryz, Aerojet General, 11411 139th Place N.E., Redmond, Washington, 98052; Richard R. Hofer and Thomas M. Randolph, NASA Jet Propulsion Laboratory, 4800 Oak Grove Drive, Pasadena, California 91109; David H. Manzella, NASA Glenn Research Center. Responsible person, David H. Manzella, organization code RPP, 216-977-7432.				
<b>12a. DISTRIBUTION/AVAILABILITY STATEMENT</b> Unclassified - Unlimited Subject Category: 20  Available electronically at <a href="http://gltrs.grc.nasa.gov">http://gltrs.grc.nasa.gov</a> This publication is available from the NASA Center for AeroSpace Information, 301-621-0390.			<b>12b. DISTRIBUTION CODE</b>	
<b>13. ABSTRACT</b> ( <i>Maximum 200 words</i> ) Following completion of the 5,600 hr qualification life test of the BPT-4000 4.5 kW Hall Thruster Propulsion System, NASA and Aerojet have undertaken efforts to extend the qualified operating range and lifetime of the thruster to support a wider range of NASA missions. The system was originally designed for orbit raising and stationkeeping applications on military and commercial geostationary satellites. As such, it was designed to operate over a range of power levels from 3 to 4.5 kW. Studies of robotic exploration applications have shown that the cost savings provided by utilizing commercial technology that can operate over a wider range of power levels provides significant mission benefits. The testing reported on here shows that the 4.5 kW thruster as designed has the capability to operate efficiently down to power levels as low as 1 kW. At the time of writing, the BPT-4000 qualification thruster and cathode have accumulated over 400 hr of operation between 1 to 2 kW with an additional 600 hr currently planned. The thruster has demonstrated no issues with longer duration operation at low power.				
<b>14. SUBJECT TERMS</b>  Electric propulsion; Hall thruster			<b>15. NUMBER OF PAGES</b>  11	
			<b>16. PRICE CODE</b>	
<b>17. SECURITY CLASSIFICATION OF REPORT</b>  Unclassified	<b>18. SECURITY CLASSIFICATION OF THIS PAGE</b>  Unclassified	<b>19. SECURITY CLASSIFICATION OF ABSTRACT</b>  Unclassified	<b>20. LIMITATION OF ABSTRACT</b>	



