

NASA/TM—2005-213962

ARL—MR—621



# Kalman Filter Constraint Tuning for Turbofan Engine Health Estimation

Dan Simon  
Cleveland State University, Cleveland, Ohio

Donald L. Simon  
U.S. Army Research Laboratory, Glenn Research Center, Cleveland, Ohio

## The NASA STI Program Office . . . in Profile

Since its founding, NASA has been dedicated to the advancement of aeronautics and space science. The NASA Scientific and Technical Information (STI) Program Office plays a key part in helping NASA maintain this important role.

The NASA STI Program Office is operated by Langley Research Center, the Lead Center for NASA's scientific and technical information. The NASA STI Program Office provides access to the NASA STI Database, the largest collection of aeronautical and space science STI in the world. The Program Office is also NASA's institutional mechanism for disseminating the results of its research and development activities. These results are published by NASA in the NASA STI Report Series, which includes the following report types:


- **TECHNICAL PUBLICATION.** Reports of completed research or a major significant phase of research that present the results of NASA programs and include extensive data or theoretical analysis. Includes compilations of significant scientific and technical data and information deemed to be of continuing reference value. NASA's counterpart of peer-reviewed formal professional papers but has less stringent limitations on manuscript length and extent of graphic presentations.
- **TECHNICAL MEMORANDUM.** Scientific and technical findings that are preliminary or of specialized interest, e.g., quick release reports, working papers, and bibliographies that contain minimal annotation. Does not contain extensive analysis.
- **CONTRACTOR REPORT.** Scientific and technical findings by NASA-sponsored contractors and grantees.

- **CONFERENCE PUBLICATION.** Collected papers from scientific and technical conferences, symposia, seminars, or other meetings sponsored or cosponsored by NASA.
- **SPECIAL PUBLICATION.** Scientific, technical, or historical information from NASA programs, projects, and missions, often concerned with subjects having substantial public interest.
- **TECHNICAL TRANSLATION.** English-language translations of foreign scientific and technical material pertinent to NASA's mission.

Specialized services that complement the STI Program Office's diverse offerings include creating custom thesauri, building customized databases, organizing and publishing research results . . . even providing videos.

For more information about the NASA STI Program Office, see the following:

- Access the NASA STI Program Home Page at <http://www.sti.nasa.gov>
- E-mail your question via the Internet to [help@sti.nasa.gov](mailto:help@sti.nasa.gov)
- Fax your question to the NASA Access Help Desk at 301-621-0134
- Telephone the NASA Access Help Desk at 301-621-0390
- Write to:  
NASA Access Help Desk  
NASA Center for AeroSpace Information  
7121 Standard Drive  
Hanover, MD 21076



# Kalman Filter Constraint Tuning for Turbofan Engine Health Estimation

Dan Simon  
Cleveland State University, Cleveland, Ohio

Donald L. Simon  
U.S. Army Research Laboratory, Glenn Research Center, Cleveland, Ohio

National Aeronautics and  
Space Administration

Glenn Research Center

Available from

NASA Center for Aerospace Information  
7121 Standard Drive  
Hanover, MD 21076

National Technical Information Service  
5285 Port Royal Road  
Springfield, VA 22100

Available electronically at <http://gltrs.grc.nasa.gov>

# **Kalman Filter Constraint Tuning for Turbofan Engine Health Estimation**

Dan Simon  
Cleveland State University  
Cleveland, Ohio 44115

Donald L. Simon  
U.S. Army Research Laboratory  
Glenn Research Center  
Cleveland, Ohio 44135

## **Abstract**

Kalman filters are often used to estimate the state variables of a dynamic system. However, in the application of Kalman filters some known signal information is often either ignored or dealt with heuristically. For instance, state variable constraints (which may be based on physical considerations) are often neglected because they do not fit easily into the structure of the Kalman filter. Recently published work has shown a new method for incorporating state variable inequality constraints in the Kalman filter. The resultant filter is a combination of a standard Kalman filter and a quadratic programming problem. The incorporation of state variable constraints has been shown to generally improve the filter's estimation accuracy. However, the incorporation of inequality constraints poses some risk to the estimation accuracy. After all, the Kalman filter is theoretically optimal, so the incorporation of heuristic constraints may degrade the optimality of the filter. This paper proposes a way

to tune the filter constraints so that the state estimates follow the unconstrained (theoretically optimal) filter when the confidence in the unconstrained filter is high. When confidence in the unconstrained filter is not so high, then we use our heuristic knowledge to constrain the state estimates. The confidence measure is based on the agreement of measurement residuals with their theoretical values. If some measurement residuals are low, and those residuals are highly sensitive to a given state, then we are confident that the unconstrained estimate of that state is correct. Otherwise, we incorporate our heuristic knowledge as state constraints. The algorithm is demonstrated on a linearized simulation of a turbofan engine to estimate engine health.

## 1 Introduction

For linear dynamic systems with white process and measurement noise, the Kalman filter is known to be an optimal estimator. However, in the application of Kalman filters there is often known model or signal information that is either ignored or dealt with heuristically [1]. Previous work by the authors [2, 3] resulted in a new method for incorporating state variable inequality constraints in the Kalman filter. This method is based on a generalization of [4], which dealt with the incorporation of state variable equality constraints in the Kalman filter. Constraints are enforced by projecting out-of-bound state estimates onto the constraint surface. Inequality constraints are inherently more complicated than equality constraints, but standard quadratic programming techniques can be used to solve the Kalman filter problem with inequality constraints. At each time step of the constrained Kalman filter, we solve a quadratic programming problem to obtain the constrained state estimate. It was shown earlier [2, 3] that the constrained estimate has several important properties. For example, the constrained state estimate is unbiased and has a smaller error covariance than the unconstrained estimate. Also, the constrained estimate is always (i.e., at each time step) closer to the true state than the unconstrained

estimate. The incorporation of state variable constraints was shown to improve the filter's estimation accuracy for turbofan health estimation.

However, these properties of the constrained filter hold true only if the state constraints that are enforced are correct. In practice, state constraints are often based on heuristic knowledge – that is, the constraints are more correctly viewed as “soft” constraints. The use of inequality constraints therefore poses some risk to the estimation accuracy. The Kalman filter is theoretically optimal, so the incorporation of heuristic constraints is a modification to the optimal filter. We want to be able to incorporate our heuristic knowledge into the filter, but we do not have absolute confidence in our heuristic knowledge.

The constrained filter is theoretically superior to the unconstrained filter, but only if the constraints are accurate. The incorporation of constraints is not always exact, and some judgment must be used in their definition. This paper proposes a way to tune the constraints so that the state estimate is equal to the unconstrained (theoretically optimal) estimate when the confidence in the unconstrained estimate is high. When confidence in the unconstrained filter is not so high, we use our heuristic knowledge to constrain the state estimates. The confidence measure is based on the agreement of measurement residuals with their theoretical values. If some measurement residuals are low, and the measurements corresponding to those residuals are highly sensitive to a given state, then we are confident that the unconstrained estimate of that state is correct. Otherwise, we incorporate our heuristic knowledge as state constraints.

The application considered in this paper is aircraft turbofan engine health parameter estimation [5]. Health parameters represent engine component efficiencies and flow capacities. The performance of a gas turbine engine deteriorates over time. This deterioration reduces the fuel economy of the engine. Airlines periodically collect engine data in order to evaluate the health of the engine and its components. The health evaluation is then used to determine maintenance schedules. Reliable health evaluations are used to anticipate future maintenance needs. This offers the benefits of improved safety and reduced operating costs. The money-saving potential of such health evaluations is substantial, but only if the evaluations are reliable.

The data used to perform health evaluations are typically collected during flight and later transferred to ground-based computers for post-flight analysis. Data are collected each flight at the same engine operating points and corrected to account for variability in ambient conditions. Various algorithms have been proposed to monitor engine health, such as weighted least squares [6], expert systems [7], Kalman filters [8], neural networks [8], and genetic algorithms [9].

This paper applies constrained Kalman filtering, along with constraint tuning on the basis of measurement residuals, to estimate engine health parameters. We use heuristic knowledge of the health parameter dynamics to constrain their estimate. For example, we know that health parameters never improve. Engine health always degrades over time, and we can incorporate this information into state constraints to improve our health parameter estimation. (This is assuming that no maintenance or engine overhaul is performed.) It should be emphasized that in this paper we are confining the problem to the estimation of engine health parameters in the presence of degradation only. There are specific engine faults that can result in abrupt shifts in filter estimates, possibly even indicating an apparent improvement in some engine components. An actual engine performance monitoring system would need to include additional logic to detect and isolate such faults.

This paper is organized as follows. Section 2 presents a review of the constrained Kalman filter, along with a proposed method for how the residuals can be used for constraint tuning. Section 2 also shows how a matrix quantifying the sensitivity of measurements to state variables can be obtained, and how the entries of that matrix can be used to quantify our confidence in the accuracy of the unconstrained Kalman filter estimates. Our confidence can then be used to decide whether or not to enforce heuristic constraints on the state variable estimates. Section 3 discusses the problem of turbofan health parameter estimation, along with the dynamic model that we use in our simulation experiments. Although the health parameters are not state variables of the model, the linearized dynamic model is augmented in such a way that a Kalman filter can estimate the health parameters following a previously published approach [10, 11]. We then show how this problem can be expressed in a way that is compatible with the constraints discussed in Section 2. Section 4 discusses the ap-



plication of the sensitivity analysis and Kalman filter constraint tuning technique to the turbofan engine health parameter estimation problem. Section 5 presents some simulation results based on a turbofan model linearized around a known operating point. We show that the constrained Kalman filter can estimate health parameters better than the unconstrained filter, and the addition of constraint tuning further improves estimation accuracy. Section 6 presents some concluding remarks and suggestions for further work.

## 2 Kalman Filtering with Constraint Tuning

In this section we first summarize the standard Kalman filter equations. We then review constrained state estimation via the Kalman filter, and propose a method for residual-based constraint tuning.

Consider the discrete linear time-invariant system given by

$$\begin{aligned}x(k+1) &= Ax(k) + Bu(k) + w(k) \\y(k) &= Cx(k) + e(k)\end{aligned}\tag{1}$$

where  $k$  is the time index,  $x$  is the state vector,  $u$  is the known control input,  $y$  is the measurement, and  $\{w(k)\}$  and  $\{e(k)\}$  are noise input sequences. The problem is to find an estimate  $\hat{x}(k+1)$  of  $x(k+1)$  given the measurements  $\{y(0), y(1), \dots, y(k)\}$ . We will use the symbol  $Y(k)$  to denote the column vector that contains the measurements  $\{y(0), y(1), \dots, y(k)\}$ . We assume that the following standard conditions are satisfied.

$$\begin{aligned}E[x(0)] &= \bar{x}(0) \\E[w(k)] = E[e(k)] &= 0 \\E[(x(0) - \bar{x}(0))(x(0) - \bar{x}(0))^T] &= \Sigma(0) \\E[w(k)w^T(m)] &= Q\delta_{km} \\E[e(k)e^T(m)] &= R\delta_{km} \\E[w(k)e^T(m)] &= 0\end{aligned}\tag{2}$$

where  $E[\cdot]$  is the expectation operator,  $\bar{x}$  is the expected value of  $x$ , and  $\delta_{km}$  is the Kronecker delta function ( $\delta_{km} = 1$  if  $k = m$ ,  $\delta_{km} = 0$  otherwise).  $Q$  and  $R$  are positive semidefinite covariance matrices. The Kalman filter equations are given by

$$\begin{aligned} K(k) &= A\Sigma(k)C^T(C\Sigma(k)C^T + R)^{-1} \\ \hat{x}(k+1) &= A\hat{x}(k) + Bu(k) + K(k)(y(k) - C\hat{x}(k)) \\ \Sigma(k+1) &= (A\Sigma(k) - K(k)C\Sigma(k))A^T + Q \end{aligned} \quad (3)$$

where the filter is initialized with  $\hat{x}(0) = \bar{x}(0)$ , and  $\Sigma(0)$  given above. It can be shown [12] that the Kalman filter has several attractive properties. For instance, if  $x(0)$ ,  $\{w(k)\}$ , and  $\{e(k)\}$  are jointly Gaussian, the Kalman filter estimate  $\hat{x}(k+1)$  is the conditional mean of  $x(k+1)$  given the measurements  $Y(k)$ , i.e.,  $\hat{x}(k+1) = E[x(k+1)|Y(k)]$ . Even if  $x(0)$ ,  $\{w(k)\}$ , and  $\{e(k)\}$  are not jointly Gaussian, the Kalman filter estimate is the best *linear* estimator given the measurements  $Y(k)$ , i.e., of all estimates of  $x(k+1)$  that are of the form  $FY(k) + g$  (where  $F$  is a fixed matrix and  $g$  is a fixed vector), the Kalman filter estimate is the one that minimizes the variance of the estimation error. Also, the Kalman filter estimate  $\hat{x}(k)$  is that value of  $\zeta$  that maximizes the conditional probability density function  $P(\zeta|Y(k))$ . Finally,  $\Sigma(k)$  is the covariance of the Kalman filter estimation error at time  $k$ .

## 2.1 Constrained Kalman Filtering

Now consider the system of (1) where we are given the additional constraint

$$D(k)x(k) \leq d(k) \quad (4)$$

where  $D(k)$  is a known  $s \times n$  matrix,  $s$  is the number of constraints,  $n$  is the number of state variables, and  $s \leq n$ . It is assumed in this paper that  $D(k)$  is full rank, i.e., that  $D(k)$  has rank  $s$ . This is an easily satisfied assumption. If  $D(k)$  is not full rank that means we have redundant state constraints. In that case we can simply remove linearly dependent rows from  $D(k)$  (i.e., remove redundant state constraints) until  $D(k)$  is full rank. The time index  $k$  is omitted in the remainder of this section for ease of notation.

The problem of finding a constrained estimate for the state of the system (1) can be posed in three different ways [2, 3]. Regardless of how we pose the problem, we want to make sure that our constrained estimate  $\tilde{x}$  satisfies the constraint (4). That is,

$$D\tilde{x} \leq d \quad (5)$$

The solution to the constrained estimation problem turns out to be the solution to

$$\min_{\tilde{x}} (\tilde{x} - \hat{x})^T W (\tilde{x} - \hat{x}) \text{ such that } D\tilde{x} \leq d \quad (6)$$

where  $\hat{x}$  is the unconstrained (standard) Kalman filter estimate, and  $W$  is a symmetric positive definite weighting matrix. Note that if the unconstrained estimate satisfies the constraint, then the solution of the above equation is simply  $\tilde{x} = \hat{x}$ . That is, if the standard Kalman filter estimate satisfies the constraints, then the constrained estimate is equal to the unconstrained estimate.

Depending on the particular optimality criterion that is employed,  $W$  can take on several different values [2, 3]. If a mean square error criterion is used then  $W = I$ . If a maximum probability criterion is used then  $W = \Sigma^{-1}$ . If a projection method is used then  $W$  is an arbitrary positive definite matrix. The optimality of the constrained estimate does not depend on the conditional Gaussian nature of  $\hat{x}$ , i.e.,  $x(0)$ ,  $\{w(k)\}$ , and  $\{e(k)\}$  in (1) are not assumed to be Gaussian.

The problem defined by (6) is known as a *quadratic programming problem* [13, 14]. There are many algorithms for solving quadratic programming problems, almost all of which fall in the category known as *active set methods*. An active set method uses the fact that it is only those constraints that are active at the solution of the problem that are significant in the optimality conditions. Assume that  $t$  of the  $s$  inequality constraints are active at the solution of (6), and denote by  $\hat{D}$  and  $\hat{d}$  the  $t$  rows of  $D$  and  $t$  elements of  $d$  corresponding to the active constraints. If the correct set of active constraints was known *a priori* then the solution of (6) would also be a solution of the equality constrained problem

$$\min_{\tilde{x}} (\tilde{x}^T W \tilde{x} - 2\hat{x}^T W \tilde{x}) \text{ such that } \hat{D}\tilde{x} = \hat{d} \quad (7)$$

This shows that the inequality constrained problem is equivalent to an equality constrained problem. The constrained estimate  $\tilde{x}$  has several attractive properties.

1. The solution  $\tilde{x}$  of the constrained state estimation problem given by (6) is an unbiased state estimator for the system (1) for any symmetric positive definite weighting matrix  $W$ .
2. The solution  $\tilde{x}$  of the constrained state estimation problem given by (6) with  $W = \Sigma^{-1}$ , where  $\Sigma$  is the covariance of the unconstrained estimate given in (3), has an error covariance that is less than or equal to that of the unconstrained state estimate.
3. Among all the constrained Kalman filters resulting from the solution of (6), the filter that uses  $W = \Sigma^{-1}$  has the smallest estimation error covariance.
4. The solution  $\tilde{x}$  of the constrained state estimation problem given by (6) with  $W = I$  satisfies the inequality

$$\|x(k) - \tilde{x}(k)\| \leq \|x(k) - \hat{x}(k)\| \text{ for all } k \quad (8)$$

where  $\|\cdot\|$  is the vector two-norm.

The above properties all follow from the proofs presented in [4] and the equivalence of (6) and (7).

## 2.2 Constraint Tuning

Many times the constraints of (4) are more heuristic than exact. We have some confidence in the constraints, but we also have some confidence in the unconstrained Kalman filter estimates. We therefore need to somehow moderate our enforcement of the constraints.

In this subsection we analyze the sensitivity of the measurements to the states. We then propose using this information to decide if an unconstrained state variable estimate is reliable. We examine residuals that correspond to measurements that are highly sensitive to a given state. If those residuals are small, then we have a high confidence in the estimate of that state, and we relax the constraints. However, if those residuals are large, then we have a low confidence in the estimate of that state, and we enforce constraints.

Recall our system equations from (1).

$$\begin{aligned}x(k+1) &= Ax(k) + Bu(k) + w(k) \\y(k) &= Cx(k) + e(k)\end{aligned}\tag{9}$$

We see that  $C$  can be interpreted as the sensitivity matrix of the measurements to the states. The element  $C_{ij}$  gives the sensitivity of the  $i$ th measurement to the  $j$ th state. In practice we should normalize  $C$  by dividing each row by the corresponding measurement value. This gives a normalized sensitivity matrix  $\Delta$  as follows.

$$\Delta = \begin{bmatrix} 1/y_1 & \cdots & 0 \\ \vdots & \ddots & \vdots \\ 0 & \cdots & 1/y_q \end{bmatrix} C\tag{10}$$

where  $q$  is the number of measurements. During the execution of the Kalman filter, the measurement residuals are given by

$$\nu(k) = y(k) - C\hat{x}(k)\tag{11}$$

The theoretical mean and covariance of the residuals are given as [12, 18]

$$\begin{aligned}E[\nu(k)] &= 0 \\S(k) &= E[\nu(k)\nu^T(k)] \\&= C\Sigma(k)C^T + R\end{aligned}\tag{12}$$

Therefore, if the measurement residuals satisfy their theoretical statistical properties, we can have confidence that the state estimates are reliable.

Residual based constraint tuning proceeds as follows. We generate a list of the measurements that are most sensitive to each state. This can be obtained by sorting each column of the sensitivity matrix  $\Delta$  in descending order. Use the notation  $M_{ji}$  to denote the measurement number that has the  $j$ th largest sensitivity to the  $i$ th state. That is,  $M_{ji}$  is the row number in the  $i$ th column of  $\Delta$  that has the  $j$ th largest magnitude. As an example, suppose that we have a system with three states and three measurements, and the  $\Delta$  matrix ends up being equal to

$$\Delta = \begin{bmatrix} 2 & 3 & 4 \\ 4 & 1 & 5 \\ 1 & 7 & 8 \end{bmatrix}\tag{13}$$

The  $M$  matrix is then given as

$$M = \begin{bmatrix} 2 & 3 & 3 \\ 1 & 1 & 2 \\ 3 & 2 & 1 \end{bmatrix} \quad (14)$$

The first column of  $M$  is  $\begin{bmatrix} 2 & 1 & 3 \end{bmatrix}^T$ . This is because in the first column of  $\Delta$  in (13), we see that  $\Delta_{21}$  has the largest magnitude,  $\Delta_{11}$  has the second largest magnitude, and  $\Delta_{31}$  has the third largest magnitude. This means that measurement 2 is the measurement that is most sensitive to the first state, measurement 1 is the second most sensitive, and measurement 3 is the third most sensitive. The same reasoning can also be applied to the other states.

Now we take the first  $\mu$  rows of the  $M$  matrix, where  $\mu$  is a user defined threshold. This tells us the  $\mu$  measurements that are most sensitive to each state. In the above example, if we choose  $\mu = 2$ , then we will see that measurements 2 and 1 are most sensitive to the first state, measurements 3 and 1 are the most sensitive to the second state, and measurements 3 and 2 are the most sensitive to the third state.

Looking at the first  $\mu$  rows of the first column of  $M$ , we see that if residuals 2 and 1 are small, then we can have a high confidence in our unconstrained estimate of the first state. From the second column of  $M$ , we see that if residuals 3 and 1 are small, then we can have a high confidence in our unconstrained estimate of the second state. From the third column of  $M$ , we see that if residuals 3 and 2 are small, then we can have a high confidence in our unconstrained estimate of the third state.

Notice that a second approach could also be taken to determining our confidence in the state estimates. For example, instead of seeing which residuals are most sensitive to the first state, we could see which states have the most effect on the first residual. Then, for example, if residual 1 was small we could say that we have a high confidence in our unconstrained estimate of the second and third states (note that the largest entries in the first row of  $\Delta$  in (13) are the entries in the second and third columns). The question of which of these two approaches to take remains an open issue. In this paper we took the first approach, which consists of checking which residuals were the most sensitive to each state, one state at a time. This seems to be a more natural method (from an algorithmic point of view) since

we can accomplish constraint tuning one state at a time. The constraint tuning algorithm can be summarized as follows.

1. We are given the following system with  $n$  states,  $q$  measurements, and  $s$  constraints.

$$\begin{aligned} x(k+1) &= Ax(k) + Bu(k) + w(k) \\ y(k) &= Cx(k) + e(k) \\ D(k)x(k) &\leq d(k) \end{aligned} \tag{15}$$

We initialize the Kalman filter quantities  $\hat{x}(0)$ ,  $\tilde{x}(0)$ , and  $\Sigma(0)$ .

2. At each time step  $k = 0, 1, \dots$ , perform the following.

- (a) Run the unconstrained and constrained Kalman filters as follows.

$$\begin{aligned} K(k) &= A\Sigma(k)C^T(C\Sigma(k)C^T + R)^{-1} \\ \hat{x}(k+1) &= A\hat{x}(k) + Bu(k) + K(k)(y(k) - C\hat{x}(k)) \\ \Sigma(k+1) &= (A\Sigma(k) - K(k)C\Sigma(k))A^T + Q \\ &\min_{\tilde{x}(k+1)} [\tilde{x}(k+1) - \hat{x}(k+1)]^T W(k+1) [\tilde{x}(k+1) - \hat{x}(k+1)] \\ &\text{such that } D(k+1)\tilde{x}(k+1) \leq d(k+1) \end{aligned} \tag{16}$$

where  $W(k)$  is our weighting matrix (see Section 2.1). This gives us an unconstrained estimate  $\hat{x}(k+1)$  and a constrained estimate  $\tilde{x}(k+1)$ .

- (b) Compute the theoretical residual covariance  $S(k+1)$  from (12).
- (c) For  $i = 1, \dots, n$ , perform the following.
  - i. Find the rows with the  $\mu$  largest magnitudes in the  $i$ th column of the  $\Delta$  matrix. Label these row numbers  $M_{ji}$  ( $j = 1, \dots, \mu$ ).
  - ii. Examine the  $\mu$  residuals that correspond to measurement numbers  $M_{ji}$  ( $j = 1, \dots, \mu$ ). If all  $\mu$  of these residuals have been smaller than  $\alpha S_{rr}(k+1)$  (where  $r = M_{ji}$ ) for  $\kappa$  consecutive time steps, then use  $\hat{x}_i(k+1)$  as the estimate of the  $i$ th state. Otherwise, use  $\tilde{x}_i(k+1)$  as the estimate of the  $i$ th state.

In practice, the decision of how many residuals to use for each state variable (the value of  $\mu$ ), what relative threshold values to use for those residuals (the value of  $\alpha$ ), and how long a residual must remain “small” before we trust the unconstrained estimate (the value of  $\kappa$ ) are open questions. Nevertheless, the theory presented in this section gives a general approach for deciding when to relax constraints and when to enforce constraints.

### 3 Turbofan Engine Health Monitoring

Figure 1 shows a schematic representation of a turbofan engine [15]. A single inlet supplies airflow to the fan. Air leaving the fan separates into two streams: one stream passes through the engine core, and the other stream passes through the annular bypass duct. The fan is driven by the low pressure turbine. The air passing through the engine core moves through the compressor, which is driven by the high pressure turbine. Fuel is injected in the main combustor and burned to produce hot gas for driving the turbines. The two air streams combine in the augmentor duct, where additional fuel is added to further increase the air temperature. The air leaves the augmentor through the nozzle, which has a variable cross section area.

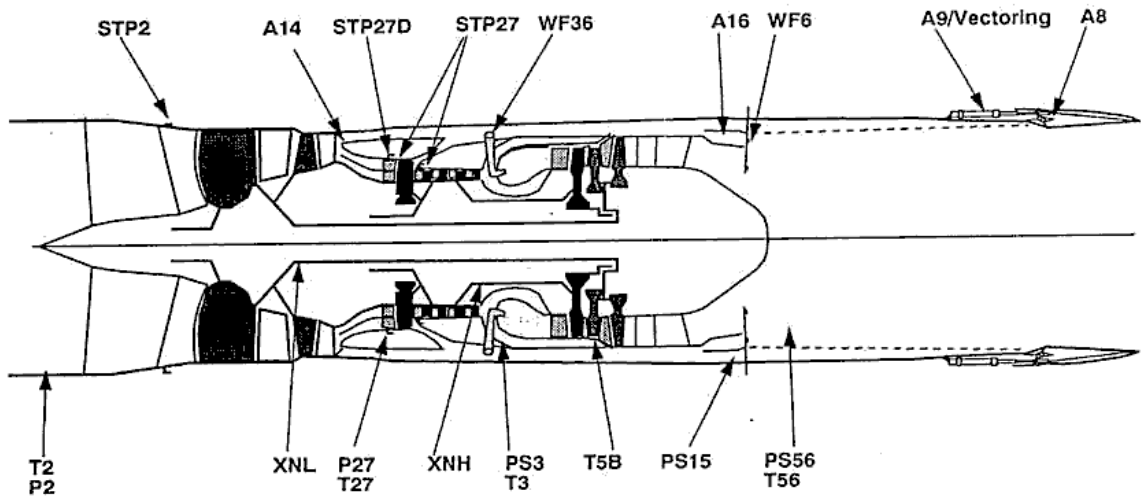


Figure 1: Schematic representation of a turbofan engine.

The simulation used in this paper is a gas turbine engine simulation software



package called MAPSS (Modular Aero Propulsion System Simulation) [15]. MAPSS is written using Matlab Simulink. The MAPSS engine model is based on a low frequency, transient, performance model of a high-pressure ratio, dual-spool, low-bypass, military-type, variable cycle, turbofan engine with a digital controller. The controller update rate is 50 Hz, and the component level model balances the mass / energy equations of the system at a rate of 2500 Hz. The three state variables used in MAPSS are low-pressure rotor speed (XNL), high-pressure rotor speed (XNH), and the average hot section metal temperature (TMPC) (measured from aft of the combustor to the high pressure turbine).

The discretized time invariant equations that model the turbofan engine can be summarized as follows.

$$\begin{aligned}
 x(k+1) &= f[x(k), u(k), p(k)] + w_x(k) & (17) \\
 p(k+1) &= p(k) + w_p(k) \\
 y(k) &= g[x(k), u(k), p(k)] + e(k)
 \end{aligned}$$

where  $k$  is the time index,  $x$  is the 3-element state vector,  $u$  is the 3-element control vector,  $p$  is the 10-element health parameter vector, and  $y$  is the 11-element measurement vector. Note that the noise terms and health parameter degradation are not modeled in MAPSS but have been added to the model for the problem studied in this paper. The health parameters change slowly over time. Between measurement times their deviations can be approximated by the zero mean noise  $w_p(k)$  (although in our study the health parameters only changed once per flight). The noise term  $w_x(k)$  represents inaccuracies in the system model, and  $e(k)$  represents measurement noise. A Kalman filter can be used with (17) to estimate the state vector  $x$  and the health parameter vector  $p$ .

The states, controls, health parameters, and measurements are summarized in Tables 1–4, along with their values at the nominal operating point considered in this paper, which is a power lever angle of  $21^\circ$  at sea level static conditions (zero altitude and zero mach). Table 4 also shows typical signal-to-noise ratios for the measurements, based on NASA experience and previously published data [16]. Sensor dynamics are assumed to be high enough bandwidth that they can be ignored

in the dynamic equations. In Tables 1–4, *LPT* is used for *Low Pressure Turbine*, *HPT* is used for *High Pressure Turbine*, *LPC* is used for *Low Pressure Compressor*, and *HPC* is used for *High Pressure Compressor*.

State	Nominal Value
LPT Rotor Speed	7264 RPM
HPT Rotor Speed	12152 RPM
Average Hot Section Metal Temperature	1533 °R

Table 1: MAPSS turbofan model states and nominal values.

Control	Nominal Value
Main Burner Fuel Flow	2454 lbm / hr
Variable Nozzle Area	343 in <sup>2</sup>
Rear Bypass Door Variable Area	154 in <sup>2</sup>

Table 2: MAPSS turbofan model controls and nominal values.

Health Parameter	Normalized Value
Fan airflow	1
Fan efficiency	1
Booster tip airflow	1
Booster tip efficiency*	1
Booster hub airflow	1
Booster hub efficiency	1
High pressure turbine airflow	1
High pressure turbine efficiency	1
Low pressure turbine airflow	1
Low pressure turbine efficiency	1

Table 3: MAPSS turbofan model health parameters and nominal values.  
 (\*) The fourth health parameter is not yet implemented in MAPSS.

Measurement	Nominal Value	SNR
LPT exit pressure	19.33 psia	100
LPT exit temperature	1394 °R	100
Percent low pressure spool rotor speed	63.47%	150
HPC inlet temperature	580.8 °R	100
HPC exit temperature	965.1 °R	200
Bypass duct pressure	20.66 psia	100
Fan exit pressure	17.78 psia	200
Booster inlet pressure	20.19 psia	200
HPC exit pressure	85.06 psia	100
Core rotor speed	12152 RPM	150
LPT blade temperature	1179 °R	70

Table 4: MAPSS turbofan model measurements, nominal values, and signal-to-noise ratios. SNR is defined here as the nominal measurement value divided by one standard deviation of the measurement noise.

Constraints can be incorporated in the state estimator by using heuristic knowledge of the behavior of the health parameters. For example, it is known that health parameters do not improve over time.

$$\begin{aligned} p_m(k) &\leq p_m(k-1), & m \in [1-6, 8, 10] \\ p_m(k) &\geq p_m(k-1), & m \in [7, 9] \end{aligned} \tag{18}$$

In addition, it is known that the health parameters vary slowly with time. For example, since  $\tilde{p}_1(k)$  is the constrained estimate of  $p_1(k)$ , we can enforce the following constraints on  $\tilde{p}_1(k)$ .

$$\begin{aligned} \tilde{p}_1(k) &\leq p_1(0) \\ \tilde{p}_1(k) &\leq \tilde{p}_1(k-1) + \gamma_1^+ \\ \tilde{p}_1(k) &\geq \tilde{p}_1(k-1) - \gamma_1^- \end{aligned} \tag{19}$$

where  $\gamma_1^+$  and  $\gamma_1^-$  are nonnegative factors chosen by the user. These factors allow the health parameter estimate to vary only within prescribed limits from one time step to the next. Typically we choose  $\gamma_1^- > \gamma_1^+$  so that the parameter estimate can change more in the negative direction than in the positive direction. This is in keeping with our *a priori* knowledge that this particular health parameter never increases with time. Ideally we would have  $\gamma_1^+ = 0$  since  $p_1(k)$  never increases with time. However, since the health parameter estimate varies around the true value of the health parameter, we choose  $\gamma_1^+ > 0$ . This allows some time-varying increase in the health parameter estimate to compensate for a previous estimate that was smaller than the true value.

Constraints (19) are linear and can therefore easily be incorporated into the form  $D(k)\tilde{x}(k) \leq d(k)$  as required in the constrained filtering problem statement (4). Note that the constrained filtering approach presented here does not take into account the possibility of abrupt changes in health parameters due to discrete damage events. That possibility must be addressed by some other means (e.g., residual checking [5]) in conjunction with the methods presented in this paper.

## 4 Turbofan Engine Health Parameter Sensitivity Analysis

In this section we apply the constrained Kalman filtering constraint tuning procedure introduced in Section 2.2 to the turbofan engine health parameter estimation problem. This includes analyzing the sensitivity of the measurements to the health parameter values as was done in reference [17]. As discussed in Section 2.2, we then use this information to decide if an unconstrained health parameter estimate is reliable. If measurement residuals that are highly sensitive to a given health parameter are near zero, then we have a high confidence in the estimate of that health parameter, and we relax the constraints. However, if the measurement residuals are large, then we have a low confidence in the estimate of that health parameter, and we enforce constraints that correspond to our heuristic knowledge of health parameter behavior.

Suppose we linearize and augment (17) to obtain the system

$$\begin{aligned} \begin{bmatrix} x(k+1) \\ p(k+1) \end{bmatrix} &= \begin{bmatrix} A_1 & A_2 \\ 0 & I \end{bmatrix} \begin{bmatrix} x(k) \\ p(k) \end{bmatrix} + \begin{bmatrix} B \\ 0 \end{bmatrix} \begin{bmatrix} u(k) \end{bmatrix} + \begin{bmatrix} w_x(k) \\ w_p(k) \end{bmatrix} \quad (20) \\ y(k) &= \begin{bmatrix} C_1 & C_2 \end{bmatrix} \begin{bmatrix} x(k) \\ p(k) \end{bmatrix} + e(k) \\ &= C \begin{bmatrix} x(k) \\ p(k) \end{bmatrix} + e(k) \end{aligned}$$

If we followed the approach given in Section 2.2 we would use  $C_2$  as the sensitivity of the measurements to the health parameters. However, if the system is operating in steady state so that  $x(k+1) = x(k)$  and  $p(k+1) = p(k)$ , then the coupling between  $x(k)$  and  $p(k)$  can be exploited to obtain more complete sensitivity information. In this case (20) can be solved for  $y(k)$  as

$$\begin{aligned} y(k) &= [C_1(I - A_1)^{-1}A_2 + C_2]p(k) + C_1(I - A_1)^{-1}w_x(k) + \quad (21) \\ &\quad C_1(I - A_1)^{-1}Bu(k) + e(k) \\ &= \Delta p(k) + C_1(I - A_1)^{-1}(Bu(k) + w_x(k)) + e(k) \end{aligned}$$

where  $\Delta$ , defined by the above equation, is the sensitivity matrix of the measurements to the health parameters. The element  $\Delta_{ij}$  gives the sensitivity of the  $i$ th

measurement to the  $j$ th health parameter. In practice we normalize  $\Delta$  by dividing each row by the corresponding nominal measurement value given in Table 4.

The difference between the sensitivity matrix obtained using the approach of Section 2.2 ( $C_2$ ), and the sensitivity matrix obtained here ( $\Delta$ ), is analogous to the difference between a partial derivative and a total derivative.  $\Delta$  is a more accurate measure of the sensitivity (assuming that the system is in steady state).

During the execution of the Kalman filter, the measurement residuals are given by

$$\nu(k) = y(k) - [C_1\hat{x}(k) + C_2\hat{p}(k)] \quad (22)$$

The theoretical mean and variance of the residuals are given in (12). Therefore, if the measurement residuals satisfy their theoretical statistical properties, we can have confidence that the state and health parameter estimates are reliable. We generate a list of the measurements that are most sensitive to each health parameter. This is obtained by sorting each column of the sensitivity matrix  $\Delta$  in descending order. In the case of MAPSS at the operating point used in this paper, the normalized sensitivity matrix is given as

$$\Delta = \begin{bmatrix} 0.01 & 0.06 & \mathit{0.12} & 0.00 & \mathit{0.27} & 0.39 & \mathit{0.06} & \mathit{0.27} & 0.14 & 0.02 \\ \mathit{0.43} & \mathit{0.33} & 0.09 & 0.00 & 0.16 & 0.17 & 0.04 & 0.15 & \mathit{0.45} & \mathit{0.19} \\ \mathit{0.14} & \mathit{0.21} & 0.10 & 0.00 & 0.09 & 0.07 & 0.01 & 0.02 & \mathit{0.35} & 0.11 \\ 0.05 & \mathit{0.25} & 0.11 & 0.00 & 0.12 & 0.01 & 0.02 & 0.02 & \mathit{0.41} & \mathit{0.14} \\ 0.04 & 0.03 & 0.02 & 0.00 & 0.03 & 0.01 & 0.01 & 0.02 & 0.11 & 0.04 \\ 0.01 & 0.07 & 0.09 & 0.00 & 0.01 & 0.16 & \mathit{0.21} & 0.18 & 0.03 & 0.04 \\ 0.00 & 0.19 & 0.04 & 0.00 & 0.07 & 0.08 & 0.03 & 0.08 & 0.28 & \mathit{0.11} \\ \mathit{0.08} & 0.10 & \mathit{0.23} & 0.00 & \mathit{0.17} & \mathit{0.64} & \mathit{1.22} & \mathit{0.52} & 0.13 & 0.09 \\ 0.03 & 0.10 & 0.04 & 0.00 & 0.10 & \mathit{0.44} & 0.05 & 0.18 & 0.00 & 0.05 \\ 0.06 & 0.12 & \mathit{0.13} & 0.00 & \mathit{0.16} & \mathit{0.64} & 0.05 & \mathit{0.43} & 0.02 & 0.10 \\ 0.01 & 0.12 & 0.03 & 0.00 & 0.07 & 0.17 & 0.03 & 0.14 & 0.10 & 0.07 \end{bmatrix} \quad (23)$$

The three largest sensitivities in each column are italicized. (The fourth health parameter is not yet implemented in MAPSS, so the fourth column of  $\Delta$  is zero.) We see that the measurements that are most sensitive to the first health parameter are measurement numbers 2, 3, and 8; the measurements that are most sensitive to the second health parameter are measurement numbers 2, 3, and 4; and so on. This tells us that if residuals 2, 3, and 8 are small, then we can have a high confidence

in our unconstrained estimate of health parameter 1; if residuals 2, 3, and 4 are small, then we can have a high confidence in our unconstrained estimate of health parameter 2; and so on. In practice, the decision of how many residuals to use for each health parameter, and what threshold values to use for those residuals, is an open question. Nevertheless, the theory presented in this section gives a general approach for deciding when to relax constraints and when to enforce constraints.

## 5 Simulation Results

We simulated the methods discussed in this paper using Matlab. We measured a steady state 3 second burst of open-loop engine data at 10 Hz during each flight. These routine data collections were performed over 100 flights at the single operating point shown in Tables 1, 2, and 4. The engine's health parameters were initialized to the values shown in Table 3 and then deteriorated a small amount once each flight (i.e., once every 30 time steps). The signal-to-noise ratios were determined on the basis of NASA experience and previously published data [16] and are shown in Table 4. In the Kalman filter we used a one-sigma state process noise equal to 0.005% of the nominal state values to allow the filter to be responsive to changes in the state variables. We also set the one sigma process noise for each component of the health parameter to 0.01% of the nominal parameter value. These values were obtained by tuning. They were small enough to give reasonably smooth estimates, and large enough to allow the filter to track slowly time-varying parameters. In the enforcement of constraints we chose the  $\gamma$  variables in (19) such that the maximum allowable change in  $\tilde{p}$  was a linear-plus-exponential function of time that reached a maximum of 9% after 500 flights in the direction of expected change, and 3% after 500 flights in the opposite direction. The true health parameter values never change in a direction opposite to the expected change. However, we allow the estimate to change in the opposite direction to allow the Kalman filter to compensate for the fact that the previous estimate might be either too large or too small. The constraint boundaries are illustrated in Figure 2. In our simulations the true health parameters changed once per flight. However, the constraints that we imposed on

our estimates varied with each time step.

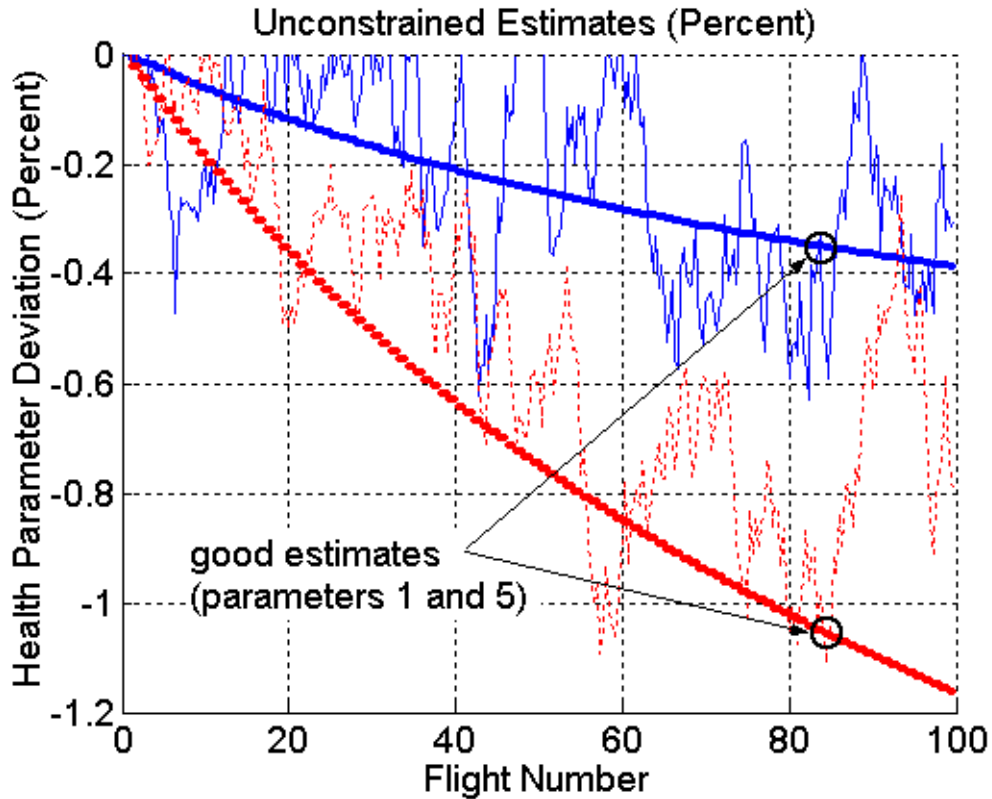


Figure 2: The constraints are determined by allowing the state estimate to change a maximum of 3.0 times the expected magnitude in the expected direction of health parameter change, and 1.0 times the expected magnitude in the opposite direction.

We set the weighting matrix  $W$  in (6) equal to the identity matrix. Although  $\Sigma^{-1}$  is the optimal value of  $W$  in terms of the error covariance, we found from experience that setting  $W = I$  results in only a small loss of performance, but it generates a significant savings in computational effort. This is because we avoid inverting the  $13 \times 13$  covariance matrix at each time step.



We simulated a linear-plus-exponential degradation of the 10 health parameters over 100 flights. The initial health parameter estimation errors were assumed to be zero. The simulated health parameter degradations were representative of turbofan performance data reported in the literature [19]. Figure 3 shows a typical plot of the true deviation of health parameters 1 and 5, along with the deviations estimated by the unconstrained Kalman filter. We can see from the plot that shortly after flight 83 the unconstrained estimates are quite good. In this case we would not want to enforce constraints on the health parameter estimates at this particular time (although we may want to enforce constraints again later). But how can we *know* that the unconstrained health parameter estimates are good?

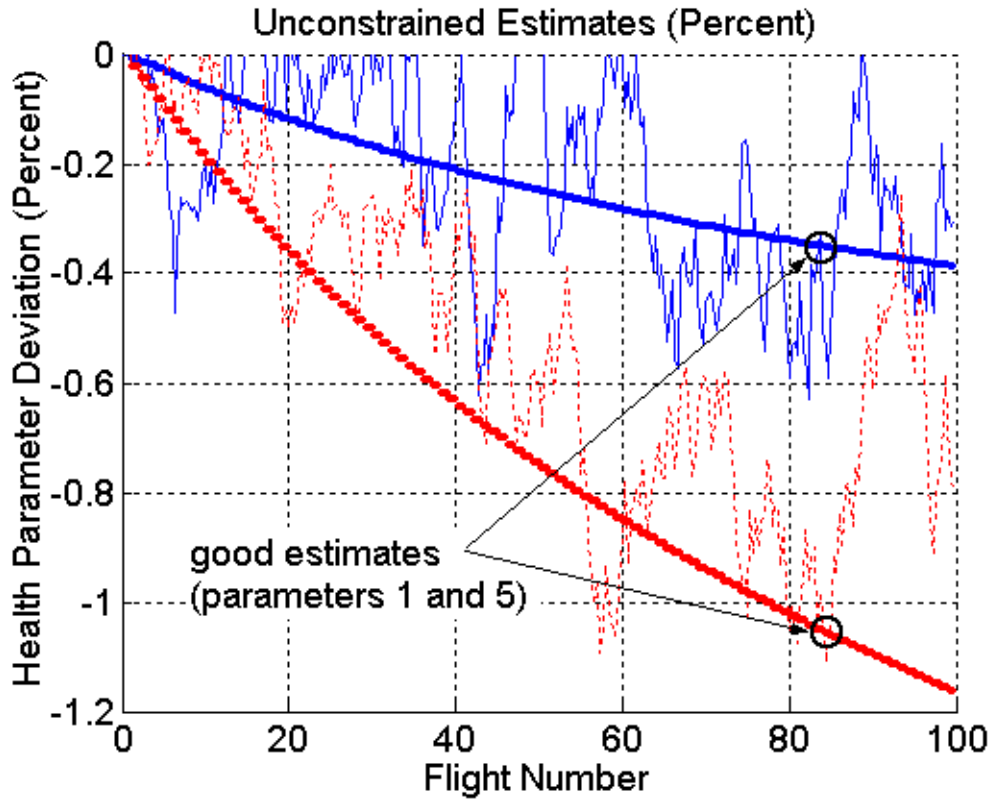


Figure 3: Unconstrained Kalman filter estimates of health parameters 1 and 5. The estimates are noisy, but between flight 83 and 83 the estimates are quite accurate.

If we look at (23) to find the three measurements that are most sensitive to health parameters 1 and 5, we come up with measurements 1, 2, 3, 8, and 10. A closeup of the normalized residuals of these measurements, shown in Figure 4, indicates that they are indeed small between flight 83 and 84. This indicates that we can have a high confidence in the unconstrained estimates and relax our constraints at that moment.

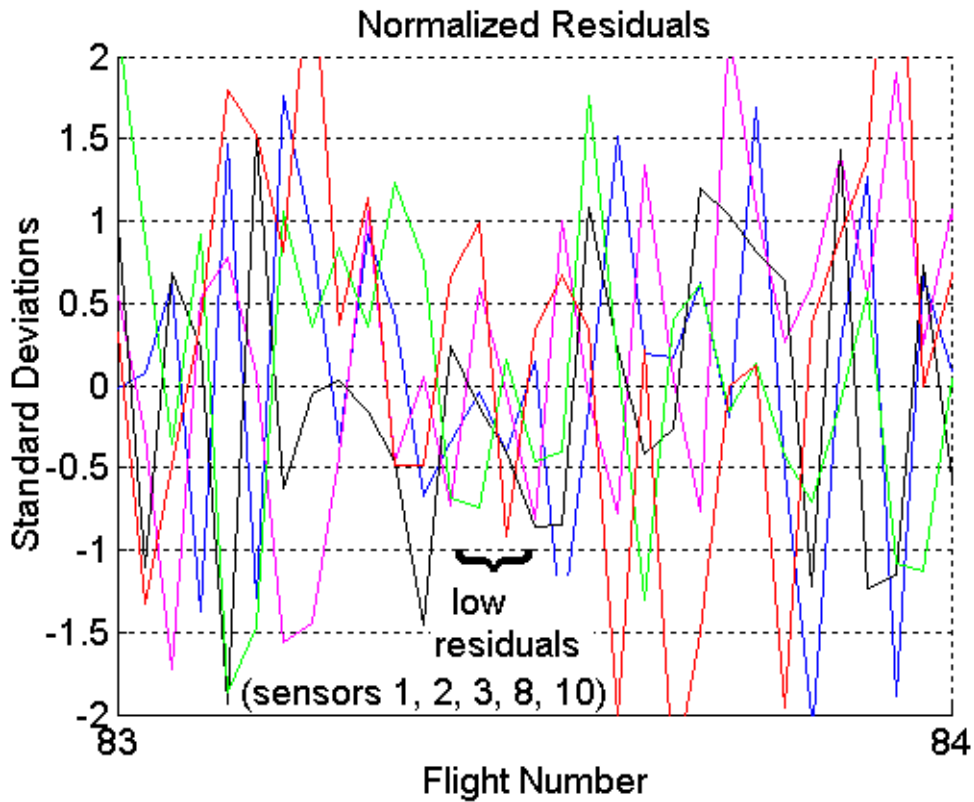


Figure 4: Normalized residuals of measurements 1, 2, 3, 8, and 10 between flight 83 and 84. The residuals are less than one standard deviation for several time steps. This indicates that we can have a high confidence in our estimate of the health parameters to which those measurements are highly sensitive.

Figure 5 shows what happens if we do *not* relax our constraints. A comparison of Figures 3 and 5 shows that the constrained estimate is better than the unconstrained estimate overall. At flight 83 the unconstrained estimate is good, but the enforcement of constraints does not allow the constrained estimate to “catch up” to the unconstrained estimate. This is because our constrained estimator does not allow the estimates to change as quickly as the unconstrained estimator. This smoothing effect is why, overall, the constrained estimates in Figure 5 are more accurate than the unconstrained estimates in Figure 3. However, this is also why, in Figure 5, the constrained estimate cannot catch up to the unconstrained estimate at flight 83, even though the unconstrained estimate is better at that point in time.

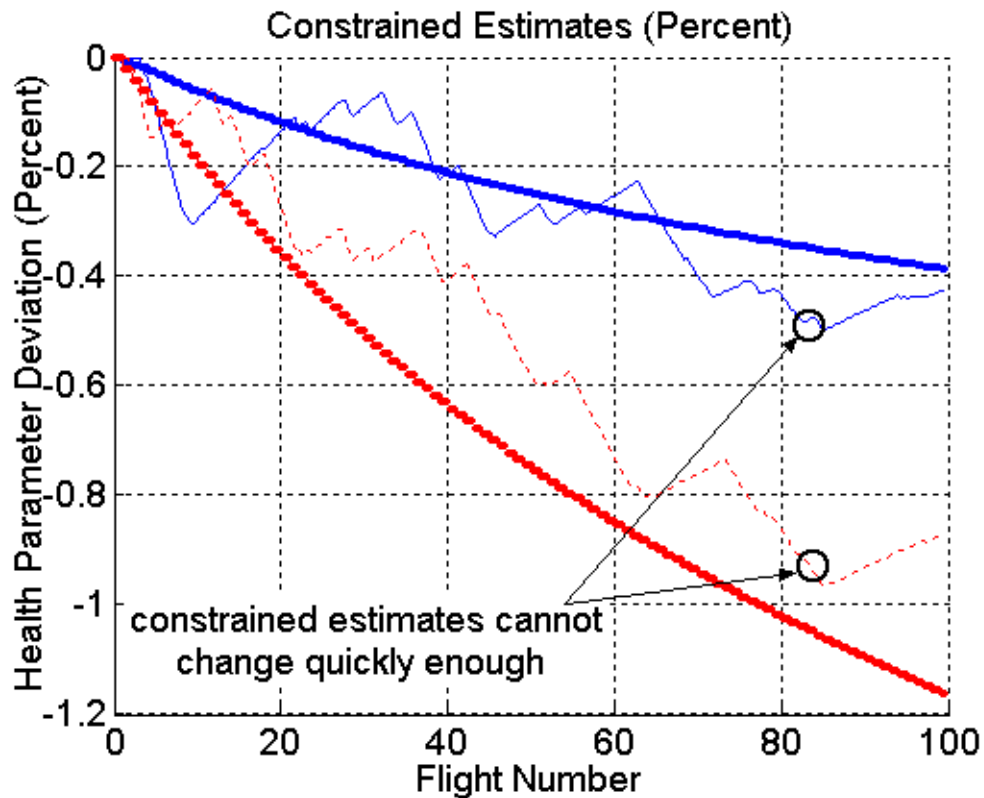


Figure 5: Constrained Kalman filter estimates of health parameters 1 and 5. The estimates are smooth and more accurate than the unconstrained estimates, but between flight 83 and 84 the estimates are less accurate than the unconstrained estimates (see Figure 3).

Figure 6 shows what happens when we momentarily relax the constraints on the estimates of health parameters 1 and 5. Since the highly sensitive measurement residuals in Figure 4 are small at flight 83, we relax the constraints momentarily, allowing the constrained estimate to change abruptly for one time instant. We reset the constrained estimates to the unconstrained estimate values, and reapply the constraints for future estimates. The overall effect is an improvement in the accuracy of the constrained health parameter estimate.

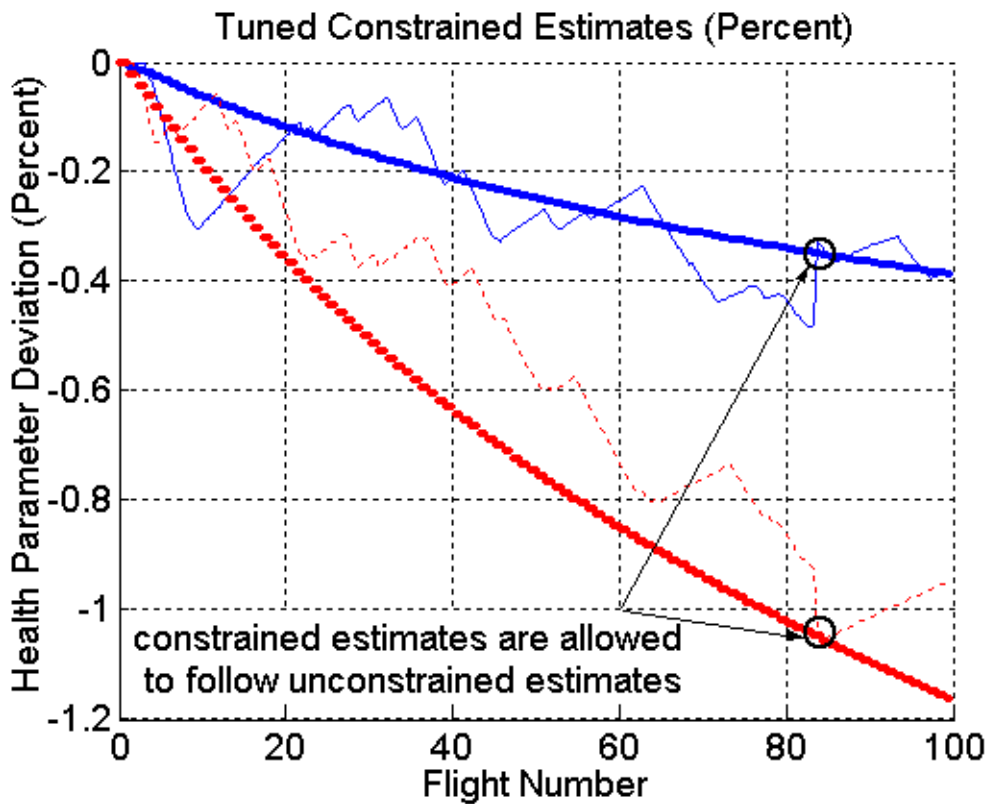


Figure 6: Constrained Kalman filter estimates of health parameters 1 and 5. The estimates are set equal to the unconstrained estimates between flight 83 and 84 due to the small measurement residuals at this time.

In this example we chose to look at health parameters 1 and 5, and we chose to look at the three most sensitive residuals to each health parameter, which corresponded to measurements 1, 2, 3, 8, and 10. This example is only for illustrative purposes. In general we will not look at combinations of health parameters; we will

rather look at each health parameter individually, and a certain number of residuals that are the most sensitive to each health parameter, where the number of residuals per health parameter is obtained by manual tuning.

We ran 20 Monte Carlo simulations like this, each simulation consisting of 100 flights and the same health parameter degradation, but different measurement noise. Table 5 shows the performance of the filters averaged over 100 flights and 20 simulations. The standard Kalman filter estimates the health parameters to within 7.4% of their final degradations. The constrained filter estimates the health parameters to within 6.5% of their final degradations. The constrained filter with the addition of residual based tuning estimates the health parameters to within 6.2% of their final degradations. These numbers show the improvement that is possible with the constrained Kalman filter, and with residual based tuning of the constraints.

Health Parameter	Estimation Error (%)		
	Unconstrained Filter	Constrained Filter	Tuned Filter
Fan airflow	12.9	9.2	8.2
Fan efficiency	6.9	6.2	5.0
Booster tip airflow	10.9	10.6	10.0
Booster tip efficiency*	N/A	N/A	N/A
Booster hub airflow	7.4	6.8	6.2
Booster hub efficiency	3.8	3.1	3.0
High pressure turbine airflow	4.3	3.3	3.2
High pressure turbine efficiency	4.2	3.8	3.7
Low pressure turbine airflow	3.6	3.3	3.2
Low pressure turbine efficiency	11.3	11.2	11.0
Average	7.4	6.5	5.9

Table 5: Health parameter estimation errors (percent) of the Kalman filters, averaged over all flights. The estimation error is measured as  $|(p-\tilde{p})/p_f|$ , where  $p$  is the true health parameter value,  $\tilde{p}$  is the estimated health parameter value, and  $p_f$  is the health parameter value at the end of the simulation.

(\*) The fourth health parameter is not yet implemented in MAPSS.

The improved performance of the constrained filter comes with a price, and that price is computational effort. The constrained filter requires more computational

effort than the unconstrained filter, and the incorporation of residual based tuning requires more effort yet. However, computational effort is not a critical issue for turbofan health estimation since the filtering is performed on ground-based computers after each flight.

Note that the Kalman filter works well only if the assumed system model matches reality fairly closely. The method presented in this paper, by itself, will not work well if there are large sensor biases or hard faults due to severe component failures. A mission-critical implementation of a Kalman filter should always include some sort of additional residual check to verify the validity of the Kalman filter results [18], particularly for the application of turbofan engine health estimation considered in this paper [5].

## 6 Conclusion and Discussion

We have presented a residual based method for tuning the constraints of a Kalman filter. The constrained Kalman filter uses a projection method to maintain the state variable estimates within a user-defined envelope. However, the constraints for many problems, including the turbofan health estimation problem investigated in this paper, are heuristic. Therefore the engineer incurs some risk when implementing constraints. Although the use of constraints generally improves the accuracy of health estimation, there may be times when the constrained estimate is worse than the unconstrained estimate. If the unconstrained Kalman filter estimate is accurate then the incorporation of constraints can degrade the estimate. The use of residuals can quantify our confidence in the accuracy of the unconstrained estimate and tell us whether or not constraints should be incorporated.

The residual based method presented here measures residuals that are highly sensitive to given health parameters to decide whether or not constraints should be enforced on that health parameter. In practice there are several questions that need to be answered in the implementation of this theory. For instance, how many residuals should be used to decide whether or not to relax the constraints? How small should the residuals be (and for how many time steps) before constraints are

relaxed? Or, using another approach, how *large* should the residuals be (and for how many time steps) before constraints are *enforced*? For this paper, the answers to these questions were found by manual adjustments, but further work could focus on a more theoretically and statistically rigorous analysis of the optimal answers to these questions.

We have seen that the constrained filter requires more computational effort than the standard Kalman filter. The incorporation of constraint tuning requires yet more computational effort. This is due to the addition of the quadratic programming problem that must be solved in the constrained Kalman filter, and the residual checking logic that must be performed in the constraint tuning process. The engineer must therefore perform a tradeoff between computational effort and estimation accuracy. For real time applications the improved estimation accuracy may not be worth the increase in computational effort.

Although we have considered only linear state constraints, it is not conceptually difficult to extend this paper to nonlinear constraints. If the state constraints are nonlinear they can be linearized as discussed in [4]. Further work could explore the incorporation of state constraints for optimal smoothing, or the use of constraint tuning in constrained  $H_\infty$  filtering [20].

## References

- [1] D. Massicotte, R. Morawski, and A. Barwicz, Incorporation of a positivity constraint into a Kalman-filter-based algorithm for correction of spectrometric data, IEEE Transactions on Instrumentation and Measurement (44), pp. 2-7, February 1995.
- [2] D. Simon and D.L. Simon, Aircraft turbofan engine health estimation using constrained Kalman filtering, ASME Turbo Expo 2003, Atlanta, Georgia, Paper GT2003-38584, June 2003.
- [3] D. Simon and D.L. Simon, Aircraft turbofan engine health estimation using constrained Kalman filtering, ASME Journal of Engineering for Gas Turbines and Power, in print.

- [4] D. Simon and T. Chia, Kalman filtering with state equality constraints, *IEEE Transactions on Aerospace and Electronic Systems* (39), pp. 128-136, Jan. 2002.
- [5] D. Doel, TEMPER – A gas-path analysis tool for commercial jet engines, *ASME Journal of Engineering for Gas Turbines and Power* (116), pp. 82-89, Jan. 1994.
- [6] D. Doel, An assessment of weighted-least-squares-based gas path analysis, *ASME Journal of Engineering for Gas Turbines and Power* (116), pp. 366-373, April 1994.
- [7] H. DePold and F. Gass, The application of expert systems and neural networks to gas turbine prognostics and diagnostics, *ASME Journal of Engineering for Gas Turbines and Power* (121), pp. 607-612, Oct. 1999.
- [8] A. Volponi, H. DePold, and R. Ganguli, The use of Kalman filter and neural network methodologies in gas turbine performance diagnostics: a comparative study, *ASME Turbo Expo 2000*, Munich, Germany, Paper 2000-GT-547, May 2000.
- [9] T. Kobayashi and D.L. Simon, A hybrid neural network-genetic algorithm technique for aircraft engine performance diagnostics, *37th AIAA/ASME/SAE/ASEE Joint Propulsion Conference*, July 2001.
- [10] B. Friedland, Treatment of bias in recursive filtering, *IEEE Transactions on Automatic Control* (AC14), pp. 359-367, Aug. 1969.
- [11] H. Lambert, A simulation study of tubofan engine deterioration estimation using Kalman filtering techniques, *NASA TM 104233*, June 1991.
- [12] B. Anderson and J. Moore, *Optimal Filtering* (Prentice Hall, Englewood Cliffs, New Jersey, 1979).
- [13] R. Fletcher, *Practical Methods of Optimization – Volume 2: Constrained Optimization* (John Wiley & Sons, New York, 1981).
- [14] P. Gill, W. Murray, and M. Wright, *Practical Optimization* (Academic Press, New York, 1981).



- [15] K. Parker and K. Melcher, The modular aero-propulsion systems simulation (MAPSS) users' guide, NASA TM 2004-212968, March 2004.
- [16] W. Merrill, Identification of multivariable high-performance turbofan engine dynamics from closed-loop data, AIAA Journal of Guidance, Control, and Dynamics (7), pp. 677-683, Nov. 1984.
- [17] B. Brunell, D. Viassolo, and R. Prasanth, Model Adaptation and Nonlinear Model Predictive Control of an Aircraft Engine, ASME Turbo Expo 2004, Vienna, Austria, Paper GT2004-53780, June 2004.
- [18] A. Gelb, Applied Optimal Estimation (MIT Press, Cambridge, Massachusetts, 1974).
- [19] O. Sasahara, JT9D engine/module performance deterioration results from back to back testing, International Symposium on Air Breathing Engines, pp. 528-535, 1985.
- [20] D. Simon, A game theory approach to constrained minimax state estimation, IEEE Transactions on Signal Processing, in print.

**REPORT DOCUMENTATION PAGE**Form Approved  
OMB No. 0704-0188

Public reporting burden for this collection of information is estimated to average 1 hour per response, including the time for reviewing instructions, searching existing data sources, gathering and maintaining the data needed, and completing and reviewing the collection of information. Send comments regarding this burden estimate or any other aspect of this collection of information, including suggestions for reducing this burden, to Washington Headquarters Services, Directorate for Information Operations and Reports, 1215 Jefferson Davis Highway, Suite 1204, Arlington, VA 22202-4302, and to the Office of Management and Budget, Paperwork Reduction Project (0704-0188), Washington, DC 20503.

<b>1. AGENCY USE ONLY (Leave blank)</b>		<b>2. REPORT DATE</b> November 2005	<b>3. REPORT TYPE AND DATES COVERED</b> Technical Memorandum	
<b>4. TITLE AND SUBTITLE</b>  Kalman Filter Constraint Tuning for Turbofan Engine Health Estimation			<b>5. FUNDING NUMBERS</b>  WBS-22-077-41-21 1L161102AF20	
<b>6. AUTHOR(S)</b>  Dan Simon and Donald L. Simon				
<b>7. PERFORMING ORGANIZATION NAME(S) AND ADDRESS(ES)</b>  National Aeronautics and Space Administration John H. Glenn Research Center at Lewis Field Cleveland, Ohio 44135-3191			<b>8. PERFORMING ORGANIZATION REPORT NUMBER</b>  E-15278	
<b>9. SPONSORING/MONITORING AGENCY NAME(S) AND ADDRESS(ES)</b>  National Aeronautics and Space Administration Washington, DC 20546-0001 and U.S. Army Research Laboratory Adelphi, Maryland 20783-1145			<b>10. SPONSORING/MONITORING AGENCY REPORT NUMBER</b>  NASA TM-2005-213962 ARL-MR-621	
<b>11. SUPPLEMENTARY NOTES</b>  Dan Simon, Cleveland State University, 2121 Euclid Avenue, Cleveland, Ohio 44115-2226 (funded by NASA Grant NAG3-2699); and Donald L. Simon, U.S. Army Research Laboratory, NASA Glenn Research Center. Responsible person, Donald L. Simon, organization code Z, 216-433-3740.				
<b>12a. DISTRIBUTION/AVAILABILITY STATEMENT</b>  Unclassified - Unlimited Subject Category: 07  Available electronically at <a href="http://gltrs.grc.nasa.gov">http://gltrs.grc.nasa.gov</a> This publication is available from the NASA Center for AeroSpace Information, 301-621-0390.			<b>12b. DISTRIBUTION CODE</b>	
<b>13. ABSTRACT (Maximum 200 words)</b>  Kalman filters are often used to estimate the state variables of a dynamic system. However, in the application of Kalman filters some known signal information is often either ignored or dealt with heuristically. For instance, state variable constraints are often neglected because they do not fit easily into the structure of the Kalman filter. Recently published work has shown a new method for incorporating state variable inequality constraints in the Kalman filter, which has been shown to generally improve the filter's estimation accuracy. However, the incorporation of inequality constraints poses some risk to the estimation accuracy as the Kalman filter is theoretically optimal. This paper proposes a way to tune the filter constraints so that the state estimates follow the unconstrained (theoretically optimal) filter when the confidence in the unconstrained filter is high. When confidence in the unconstrained filter is not so high, then we use our heuristic knowledge to constrain the state estimates. The confidence measure is based on the agreement of measurement residuals with their theoretical values. The algorithm is demonstrated on a linearized simulation of a turbofan engine to estimate engine health.				
<b>14. SUBJECT TERMS</b>  Aircraft engines; Systems health monitoring; Gas turbine engines; Flight safety; Kalman filter; State constraints; Estimation; Quadratic programming; Residuals			<b>15. NUMBER OF PAGES</b> 35	
			<b>16. PRICE CODE</b>	
<b>17. SECURITY CLASSIFICATION OF REPORT</b> Unclassified	<b>18. SECURITY CLASSIFICATION OF THIS PAGE</b> Unclassified	<b>19. SECURITY CLASSIFICATION OF ABSTRACT</b> Unclassified	<b>20. LIMITATION OF ABSTRACT</b>	



