

Nickel-Hydrogen Cell Testing Experience

NASA/Goddard Space Flight Center

Space Power Workshop
Long Beach, CA
April 19-22, 1999

Gopalakrishna M. Rao

Power Systems Branch

Electrical systems Center

Applied Engineering and Technology Directorate

NASA Goddard Space Flight Center

OBJECTIVES

- Verify the Aerospace Cell Flight Worthiness
 - Quality, Reliability and Workmanship
- Elucidate the Aerospace Cell Thermal Behavior
- Develop the Aerospace Battery Assembly Design(s) and In-Orbit Battery Management Plan(s)
- Understand the Aerospace Cell Failure Mechanism(s)

TESTS

- LEO and GEO Life Cycling
 - Stress and Mission Profiles
- Calorimetric Analysis
- Destructive Physical Analysis
 - Component and Cell Levels
- Special Tests
 - Characterization, Pulse, Nickel Precharge Analysis, Gas Analysis, and Retest After Storage

AREAS FOR DISCUSSION

- Life Cycling Test Parameters
 - Charge Voltage and Recharge Ratio
- Nickel Precharge
 - Electrochemical Characterization, Gas Analysis and Plate Analyses

MISSION PROFILE CYCLING DATA

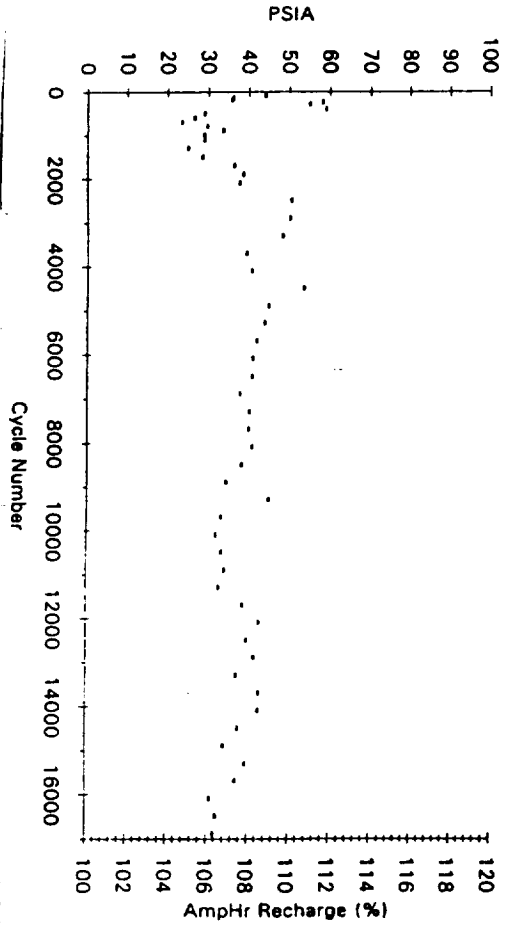
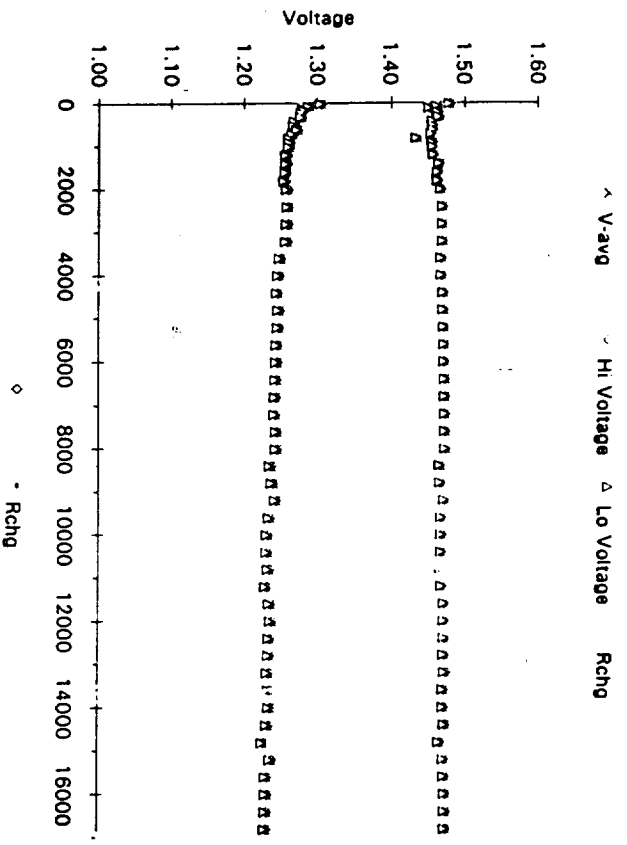
Pack #	Rated Ah	DOD %	Temp. C	VT V	C/D	EOD V	Cycle #	Status
3600H	93¶	11	-5	1.52	1.10	1.306	35000	cont.
3601H	93¶	11	-5	1.52	1.10	1.310	35000	cont.
EO5L	50	23	-5	1.52	1.06	1.243	22000	cont.
3050H	50	20	5	1.51	1.08	1.231	18000	cont.
GOE5§	16	80‡	5	3.00	1.20	2.570	126	Discont.
EO5T	160	26	5	1.54	1.06	1.220	4000	cont

¶ 15Ah discharge

§ CPV

‡ Max.

Mission Profile Cycling Trend Plot for 50Ah Pack 3050H 20% DOD and 5C



STRESS CYCLING DATA

Pack #	Rated Ah	DOD %	Temp. C	VT V	C/D	EOD V	Cycle #	Status
5009M	48	60	10	1.56	1.06	1.215	23000	cont.
EOS	50	60	10	1.55	1.08	1.156	18000	Discont.◇
EOS 1	50	60	10	1.56	1.07	1.154	14000	cont.
LAND	50	60	10	1.55	1.07	1.158	14000	Discont.◇
BUTLI	19	40	20	33.4	1.10	23.00	12000	Discont.◇
HST	93*¶	60	10	1.60	1.10	1.101	9000	cont.
3023T§†	23	60	10	3.10	1.08	2.280	2000	cont.

¶ 15Ah discharge

* Derated to 75Ah

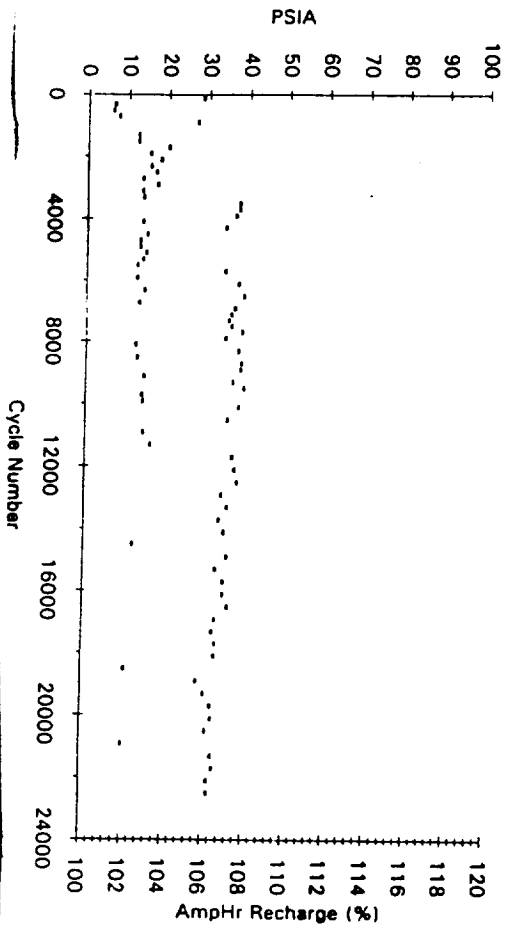
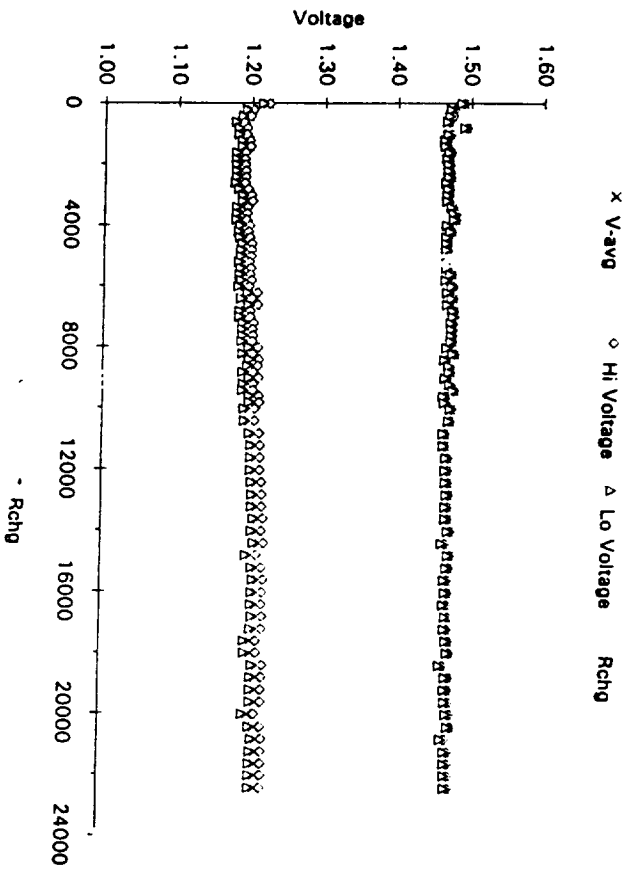
¶ SPV

§ CPV

† 38 months of wet storage

◇ Goal Achieved

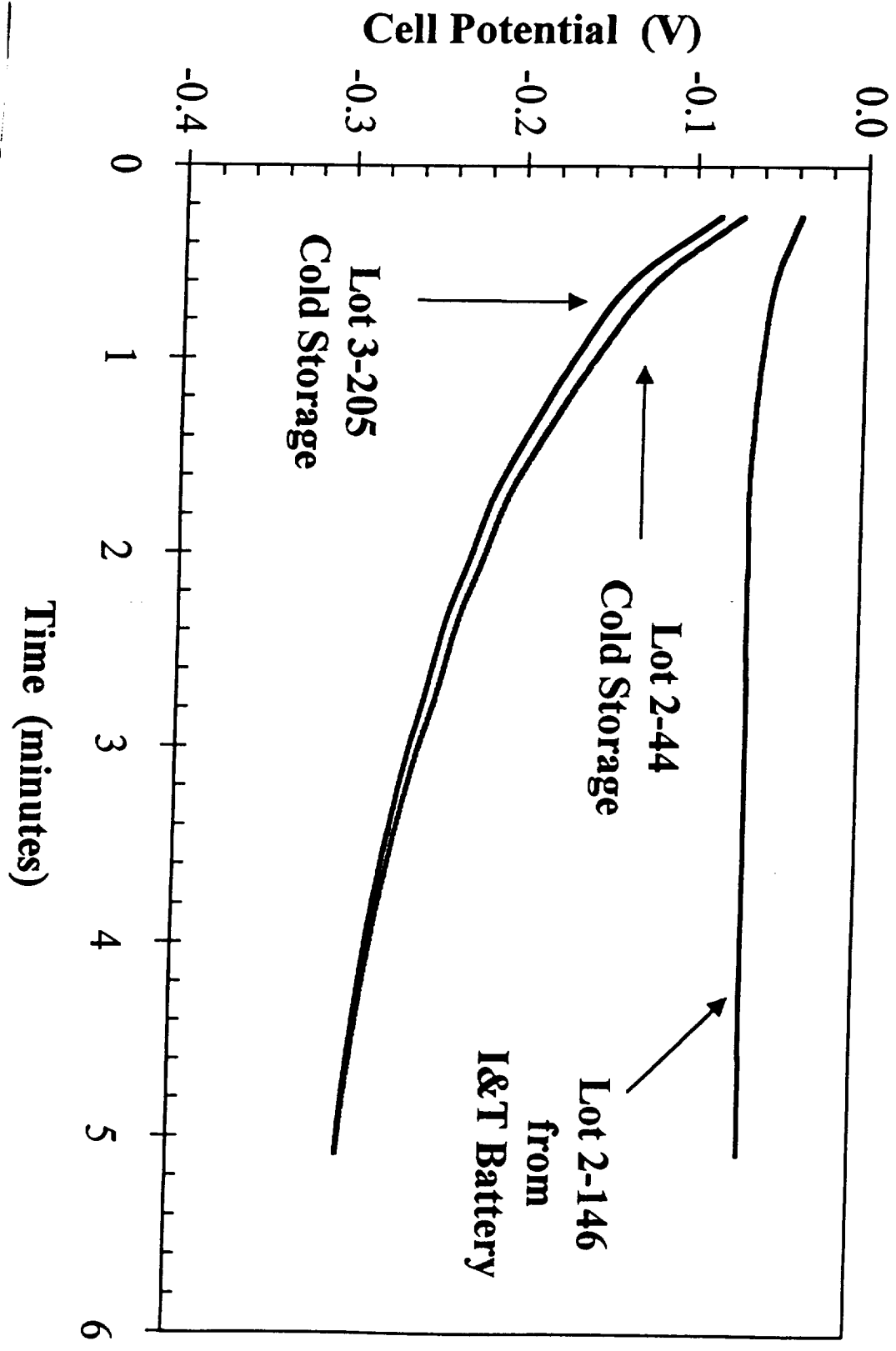
Stress Cycling Trend Plot for 48Ah Pack 5009M 60% DOD and 10C



NICKEL PRECHARGE ANALYSIS

- **Electrochemical Characterization of cell**
 - **Reconditioning, Capacity at 0, 10 and 20C, and Charge Retention**
 - **Cell Reversal at C/40 Rate on Selected Cells**
- **C/2 Discharge of the Cell to 0.1V at 10C**
- **Gas Analysis**
- **Chemical Analysis of Positive Plate - Total Precharge**
- **Electrochemical Analysis of Positive Plate - Electrochemical Precharge**

Voltage Profile of 50Ah Cell During Cell Reversal at C/40 Rate



NICKEL PRECHARGE* - DATA

History	Activation	DPA	Rated Meas. Ah	Gas Anal.	Nickel Precharge (Ah)	
					Total	Electrochem.
Cell from I&T Battery Lot 2 - S/N 146	5/95	12/98	50	62.5 Vac.	4.47	0.71
					7.2%	1.1%
Cold Storage Lot 3 - S/N 205	1/96	12/98	50	63.7 Vac.	9.7	1.00
					15.2%	1.6%
Cold Storage Lot1 - S/N 41	11/97	9/98	160	186 Vac.	27.3	8
					14.7%	4.3%
Cold Storage Lot 10 - S/N 515	6/98	2/99	93*	84.2 Vac.	13.2	1.4
					15.7%	1.7%

‡ Calculation based on the measured capacity to 1V

* 15Ah discharge

¶ Dry storage for about two years prior to cell activation.

CONCLUSIONS

- Test Data Complies with the Mission requirements
 - Validate the Flight Worthiness of Batteries
- Nominal Stress and Mission Profile Cycling Performance
 - Charge Voltage as High as 1.60V and Recharge Ratio greater than 1.05 are Acceptable
- Electrochemical Signatures alone do not Provide Conclusive Proof for Nickel Precharge
 - Recommend Gas and Positive Plate Analyses for further Confirmation

ACKNOWLEDGEMENTS

- LIFE CYCLING
 - COMSAT Laboratories (Dr. Vaidyanathan)
 - Naval Surface Warfare Center (Mr. Hall)
 - TRW (Dr. Tobias)
 - Lockheed Martin Astro space(Mr. Bennett)
- RECHARGE ANALYSIS
 - COMSAT Laboratories (Dr. Vaidyanathan)
- CELL/BATTERY VENDORS
 - Eagle-Picher Technologies, LLC
 - Hughes Space and Communications