



US005159029A

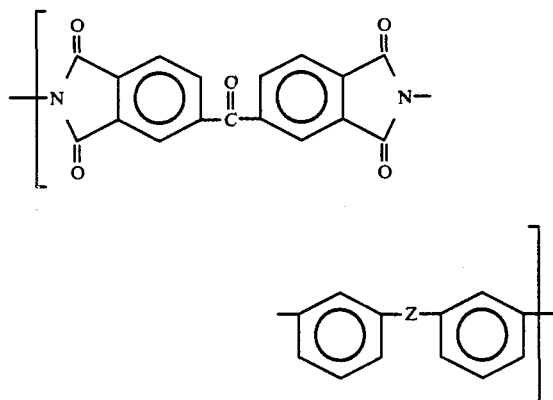
**United States Patent** [19][11] **Patent Number:** **5,159,029****Pater et al.**[45] **Date of Patent:** **Oct. 27, 1992**[54] **TOUGH HIGH PERFORMANCE  
COMPOSITE MATRIX**[75] **Inventors:** **Ruth H. Pater, Tabb; Norman J. Johnston, Newport News, both of Va.**[73] **Assignee:** **The United States of America as represented by the Administrator of the National Aeronautics and Space Administration, Washington, D.C.**[21] **Appl. No.:** **429,514**[22] **Filed:** **Oct. 31, 1989**[51] **Int. Cl.<sup>5</sup>** ..... **C08L 49/08; C08J 5/08; C08K 3/04**[52] **U.S. Cl.** ..... **525/421; 525/426; 525/432; 525/436; 525/903**[58] **Field of Search** ..... **525/421, 426, 432, 436, 525/903**[56] **References Cited****U.S. PATENT DOCUMENTS**

4,695,610	9/1987	Egli et al. ....	525/432
4,981,922	1/1991	Sheppard et al. ....	525/422
4,996,101	2/1991	Landis et al. ....	525/432
5,098,961	3/1992	Pater .....	525/422

*Primary Examiner*—Ana L. Carrillo*Attorney, Agent, or Firm*—George F. Helfrich[57] **ABSTRACT**

This invention is a semi-interpenetrating polymer network which includes a high performance thermosetting

polyimide having a nadic end group acting as a cross-linking site and a high performance linear thermoplastic polyimide having the following repeating unit.

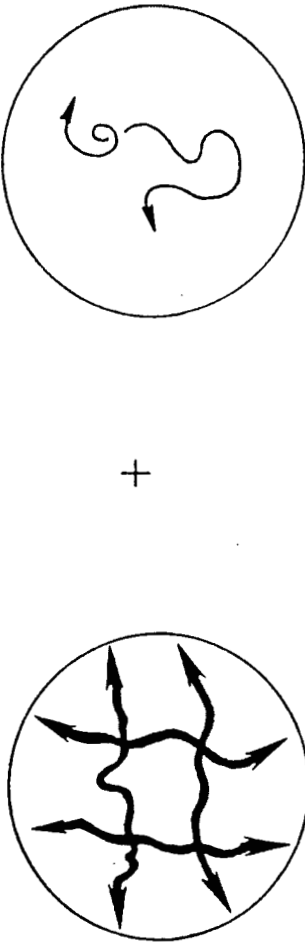


wherein  $Z = C$  or  $SO_2$ .

Provided is an improved high temperature matrix resin which is capable of performing in the 200° to 300° C. range. This resin has significantly improved toughness and microcracking resistance, excellent processability, mechanical performance and moisture and solvent resistances.

**7 Claims, 1 Drawing Sheet**

**CONCEPT OF SEMI-INTERPENETRATING  
POLYIMIDE NETWORK SYNTHESIS**



↓  
Addition type thermosetting polyimide      Condensation type thermoplastic polyimide

- Easy to process
- Brittle

- Difficult to process
- Tough



Semi-IPN

- Easy to process
- Tough

## TOUGH HIGH PERFORMANCE COMPOSITE MATRIX

### CROSS-REFERENCE

This application is related to co-pending patent application Ser. No. 07/430,470, filed Nov. 2, 1989, now abandoned entitled Tough High Performance Simultaneous Semi-Interpenetrating Polymer Network.

### ORIGIN OF THE INVENTION

The invention described herein was made by an employee of the United States Government and may be manufactured and used by or for the Government for governmental purposes without the payment of any royalties thereon or therefor.

### BACKGROUND OF THE INVENTION

#### 1. Field of the Invention

The present invention relates generally to high temperature polymers. It relates particularly to a semi-interpenetrating polymer network approach to the obtainment of tougher and more microcracking and solvent resistant high temperature polymers particularly adapted for use as moldings, adhesives and composite matrices, and to methods of making the same.

#### 2. Description of the Related Art

The need for lightweight components for use in the 200° to 300° C. range in aircraft, aerospace and electronic technologies has stimulated the development of high performance polymers. Materials used in these environments should exhibit a variety of physical and mechanical properties, which include processing ease, damage tolerance, microcracking resistance, strength, moisture and solvent resistance and thermo-oxidative stability. Although polymers presently exist that exhibit one or more of the above properties, these materials are generally deficient in at least one other desired property.

For instance, the bismaleimide polymer system has been generally the matrix material of choice for fabricating high performance polymer composites. However, it is extremely brittle due to its highly crosslinked network structure. Similarly, PMR-15, the leading commercial high temperature matrix resin, also suffers the lack of damage tolerance and microcracking resistance. Composite materials based on conventional high temperature thermoplastics, such as LaRC-TPI, polyimidesulfone and NR-150B2 are also deficient in one or more desired properties such as flow properties.

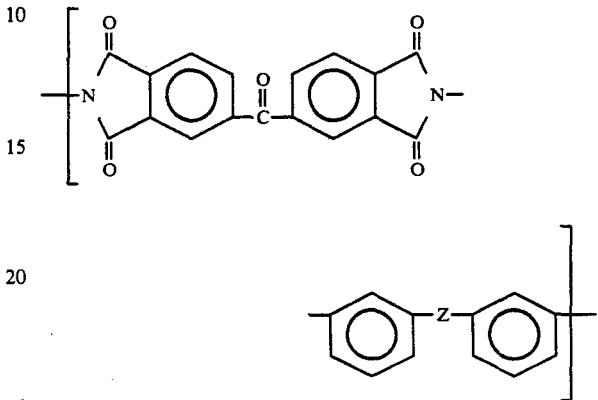
St. Clair et. al. (U.S. Pat. No. 4,695,610) and others have developed semi-interpenetrating polymer network (semi-IPN) polyimides from easy-to-process but brittle thermosetting polyimides and tough but difficult-to-process thermoplastic polyimides. However, none of these prior art products have the desired combination of properties set forth hereinabove.

Accordingly, there is a continual search in the art for high temperature polymers exhibiting improved properties, especially for aerospace structural applications.

### SUMMARY OF THE INVENTION

It is a primary object of the present invention to provide what the prior art has been unable to provide, viz., an improved matrix resin capable of performing in the 200° to 300° C. temperature range, the resin exhibiting processing ease and significantly improved toughness and microcracking, moisture and solvent resistances.

This primary object and other objects and benefits are achieved by the provision of a semi-interpenetrating polymer network comprising a high performance thermosetting polyimide having a nadic end group acting as a crosslink site and a high performance semi-crystalline thermoplastic polyimide having the following repeating units:



wherein Z is either a carbonyl (O=C) or sulfonyl (SO<sub>2</sub>) linking group. The polyimide having a carbonyl linking group has been generally known as LaRC-TPI, and the other is called polyimidesulfone (hereinafter referred to as PISO<sub>2</sub>). A number of additional, especially-preferred embodiments are found in the following Detailed Description of the Invention.

### BRIEF DESCRIPTION OF THE DRAWING

The single FIGURE is a schematic depiction of a semi-IPN synthesis.

### DESCRIPTION OF THE PREFERRED EMBODIMENTS

The concept of the high performance semi-IPN synthesis is shown in the single Figure of the drawing. One or more easy-to-process, but brittle thermosetting polyimides are combined with one or more tough, but difficult-to-process linear thermoplastic polyimides to form a semi-IPN polyimide having a combination of several desirable properties, including easy processability, damage tolerance, good mechanical performance and good thermo-oxidative stability. In the present invention, the combination of desired properties is achieved by controlling factors which include (1) careful selection of constituent polymer components, (2) composition variation of the constituent materials, (3) processing parameters and (4) thermodynamic and chemical kinetics variables to control the phase morphology and phase stability. Each of these factors is discussed in detail in the following paragraphs.

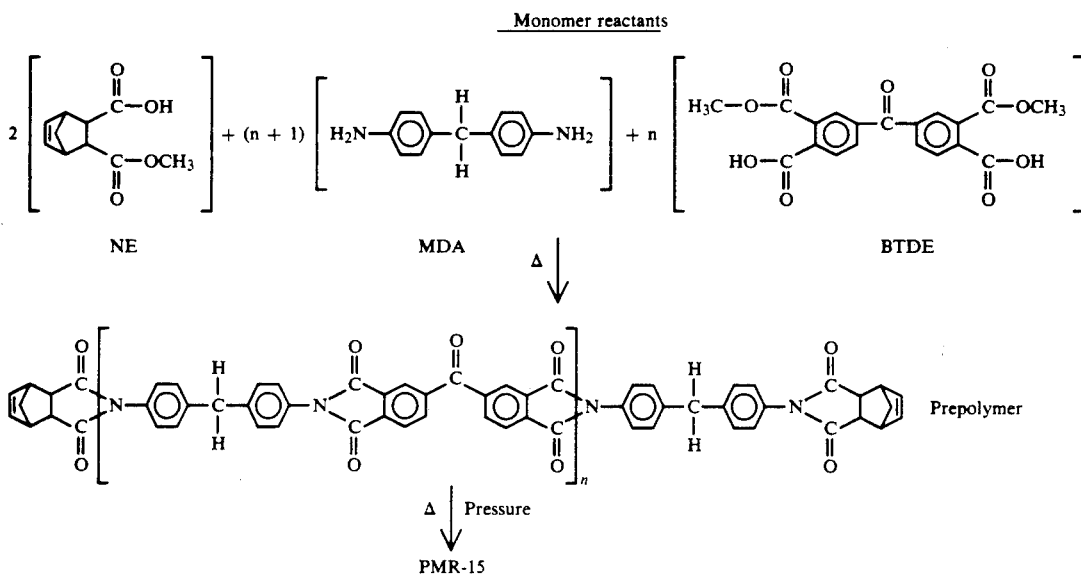
The selection of the constituent thermosetting and thermoplastic polyimides is based primarily on their processing and property compatibility. The processing parameters considered of particular importance are solubility in a common organic solvent and compatible cure cycle. Further, these polymers must have comparable glass transition temperature, mechanical performance and thermo-oxidative stability.

The semi-IPN of this invention comprises (1) a PMR polyimide, which contains a nadic end group acting as a crosslinking site and is prepared by the polymerization

3

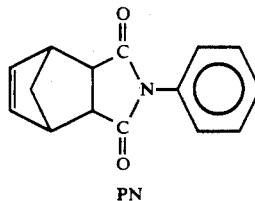
of monomer reactant (PMR) process as set forth in U.S. Pat. No. 3,745,149, and (2) a LaRC-TPI or PISO<sub>2</sub>.

Several nadic end-capped PMR-polyimides are considered compatible with both LaRC-TPI and PISO<sub>2</sub> polyimides and, therefore, can be used in this invention. These include (1) the polyimide of U.S. Pat. No. 3,745,149, particularly preferred being the polyimide commonly known as PMR-15 which is synthesized according to the following reaction equation:



4

-continued

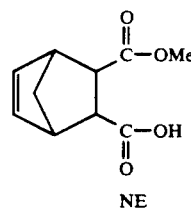


35

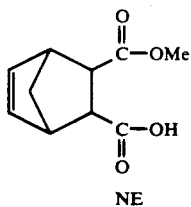
(3) the polyimide made from four monomers having the following formulas:

where  $n=2.87$ ; (2) the polyimide of U.S. Pat. No. 4,569,988, particularly preferred being the polyimide prepared from four monomer compounds having the following formulas:

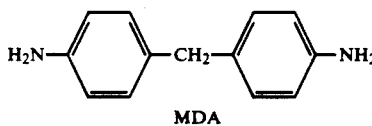
40



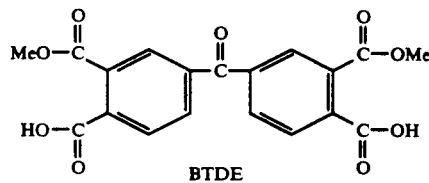
45



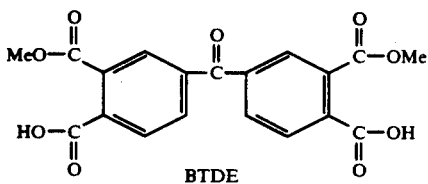
50



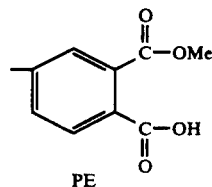
55



60

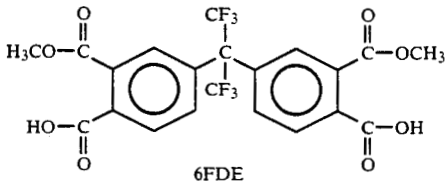
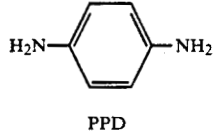
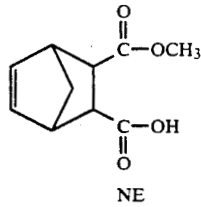


65

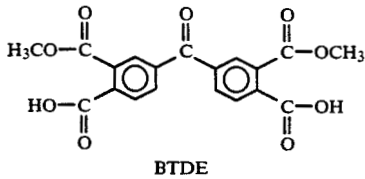
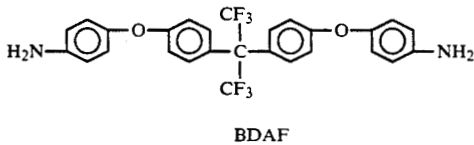
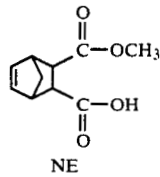


5

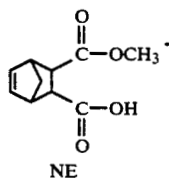
(4) the polyimide made from three monomers having the following formulas:



(5) the polyimide made from three monomers having the following formulas:

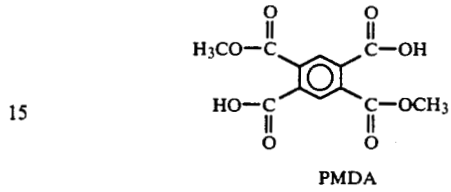
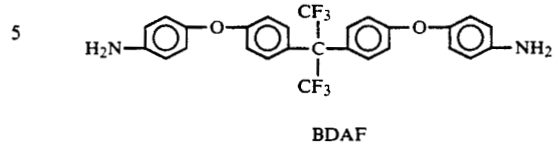


(6) the polyimide made from three monomers having the following formulas:

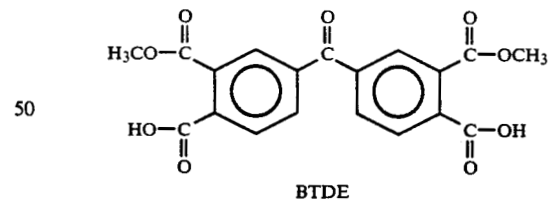
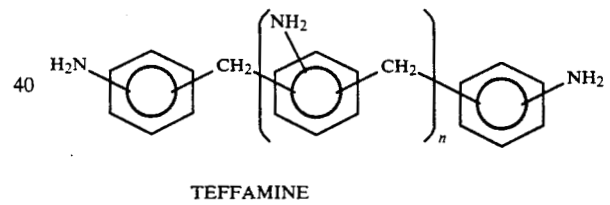
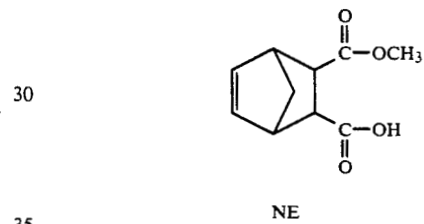


6

-continued

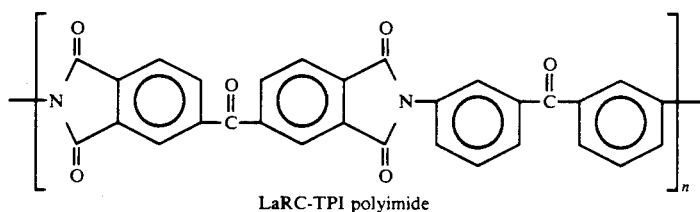
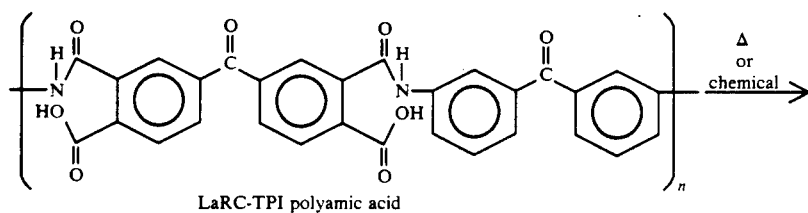
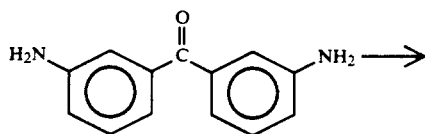
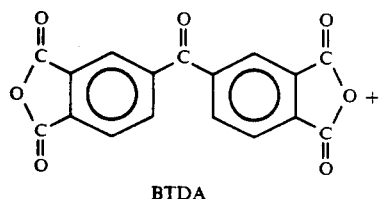


and (7) the polyimide of U.S. Pat. No. 4,166,170 and U.S. Pat. No. 4,233,258, particularly preferred being the polyimide made from three monomers having the following formulas:



The LaRC-TPI materials are commercially available from Mitsui Toatsu Chemicals, Chiyoda-ku, Tokyo, Japan in at least three forms: (1) polyamic acid as a 30 weight percent solution in N,N-dimethylacetamide (DMAc), (2) fully imidized polyimide powder, and (3) a new version with controlled molecular weight 1500 series powders.

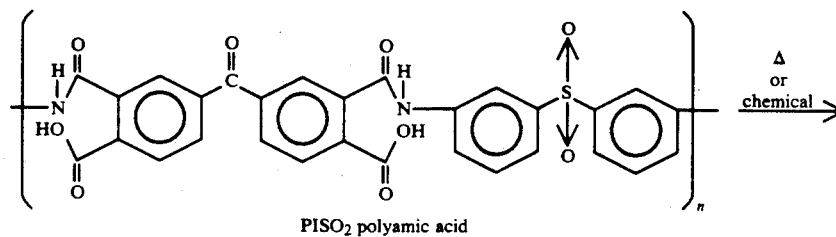
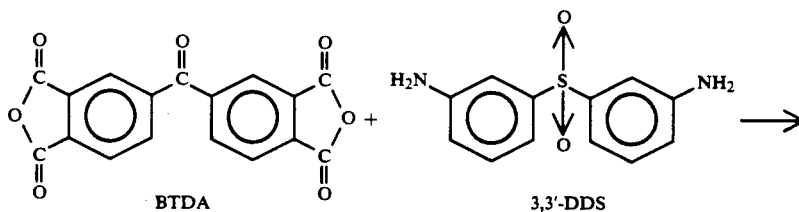
The polyamic acid and polyimide can also be prepared as set forth in U.S. Pat. Nos. 4,094,862 and 4,065,345 according to the following reaction:



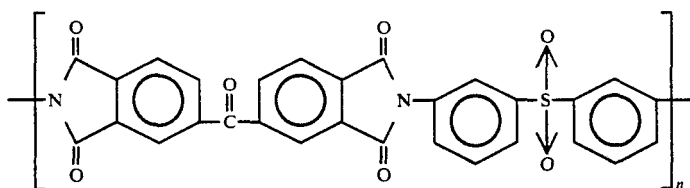
40

Similarly, the PISO<sub>2</sub> materials can be purchased from High Technology Services Inc. Troy, New York in two forms: polyamic acid as a 30 weight percent solution in diglyme, and fully imidized polyimide powder. These

materials can also be prepared as set forth in U.S. Pat. Nos. 4,398,021 and 4,489,027 according to the following reaction:



-continued

PISO<sub>2</sub> polyimide

The composition of the constituent thermosetting and thermoplastic polyimides significantly affects many aspects of the processing, properties and morphology of the semi-IPN. It has been found that increasing the concentration of the thermoset component increases the processability and performance of the semi-IPN, but at a cost of decreasing toughness characteristics. While the weight ratio of the PMR polyimide to LaRC-TPI or PISO<sub>2</sub> can be varied from 95:5 to 5:95, the ratio between 80:20 to 20:80 is preferred. However, the ratio of 80:20 is particularly preferred because this composition offers the best overall balance of processing, performance and cost effectiveness.

The synthesis of the present semi-IPN can proceed in two major ways: simultaneous and sequential. In the former, the uncrosslinked PMR prepolymers are combined with the monomer precursors of the LaRC-TPI or PISO<sub>2</sub>. With application of heat, the PMR prepolymers are allowed to crosslink in the immediate presence of the thermoplastic polyimide undergoing simultaneous linear chain extension. This synthesis can lead to a network in which one polymer interlocks with the other prepolymer, forming permanent entanglements at the interfacial regions of the two polymer systems. The resulting physical crosslinking provides synergistic properties. This synthesis is designed so that the constituent polymers are formed independently without any chemical interference between the precursors of the thermosetting and thermoplastic polyimides. The sequential method involves a process in which one polymer is synthesized and/or crosslinked in the immediate

presence of the other which has been prepolymerized. There are two sequential semi-IPNs: semi-1-IPN and semi-2-IPN. The former is prepared by polymerizing a linear polymer in a crosslinked network. The reverse sequence results in a semi-2-IPN. In this invention, the semi-2-IPN method is preferred, because it offers easier processing, better performance and less phase separation, as compared with the simultaneous approach. There is yet another synthetic method which is non-conventional. This method involves mixing the monomers of the thermosetting component with the monomers of the thermoplastic component and allowing the monomers to react randomly to form a simultaneous semi-IPN. The inter-reaction between monomers of the thermoset and thermoplastic occurs, which results in a semi-IPN significantly different in chemical structure and properties from those prepared by the previous methods.

A method to control the phase morphology and phase stability has been investigated. It involves the addition of 0.1 to 5 weight percent of NE into the LaRC-TPI monomer precursors. To this mixture, the uncrosslinked PMR prepolymers are added. The concept involves lightly end-capping the LaRC-TPI with a nadic group to form a nadic end-capped LaRC-TPI polyimide. Through the common nadic end group, the nadic end-capped LaRC-TPI is then crosslinked with the PMR polyimide to give a graft copolymer upon heating. This reaction is shown below, wherein  $n_1 = 20$  to 55 and  $n_2 = 2.987$ , and wherein X:Y = 80:20 to 20:80.

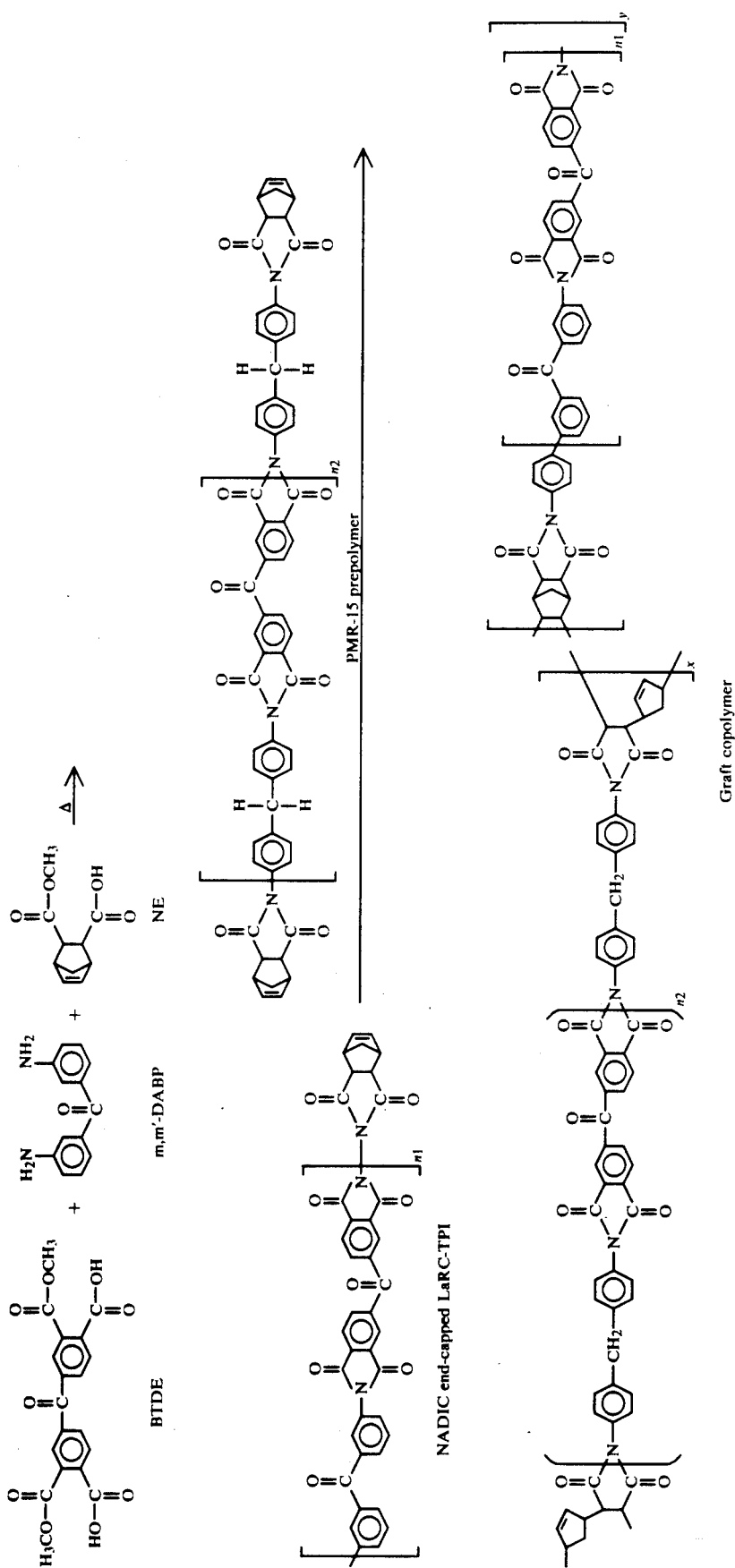
45

50

55

60

65





Because of chemical bonding between the constituent polymers, the resultant graft copolymer exhibits less phase separation and better long term phase stability, as compared with the physically crosslinked semi-IPNs prepared by the previous methods.

The semi-IPN polyimide of this invention is adapted for use as a composite matrix, and as an adhesive and molding compound suitable for aerospace structural application in the 200° to 300° C. temperature range.

The following are examples that illustrate preparation and use of the semi-IPNs for application in advanced composites, structural adhesives and molding articles. However, it is to be understood that the examples are merely illustrative and intended to enable those skilled in the art to practice the invention in all of the embodiments flowing therefrom and do not in any way limit the scope of the invention as defined in the claims.

### EXAMPLES

#### EXAMPLE 1

##### Preparation of PMR-15 Prepolymer

To 51.949 g of a 50 weight percent methanol solution of dimethyl ester of 3,3',4,4'-benzophenonetetracarboxylic acid (BTDE) (25.9 g, 0.0673 mole) was added 19.72 g (0.0996 mole) of 4,4'-methylenedianiline (MDA), 12.6 g (0.0645 mole) of monomethyl ester of 5-norbornene-2,3-dicarboxylic acid (NE) and 32.5 g of anhydrous methanol. The mixture was stirred at room temperature for one-half hour to give a 50 weight percent PMR-15 monomer solution. The solution was concentrated at 80° C. in a nitrogen atmosphere for two hours, followed by drying at 100° C. in air for two hours, and then staging at 150° C. in air for one and one-half hours to yield a brown PMR-15 molding powder. The PMR-15 molding powder was soluble in NMP, dimethylformamide (DMF), and N,N-dimethylacetamide (DMAc). Its DSC scan showed one endotherm at about 221° C., which is due to the melt-flow of PMR-15 molding powder. This molding powder was subsequently used to prepare the semi-IPN molding compounds and composites to be described in the following examples.

#### EXAMPLE 2

##### Preparation of Semi-2-IPN of PMR-15 and LaRC-TPI (LaRC-RP41)

To 18.5600 g of the above PMR-15 preimidized molding powder was added 15.4667 g of the 30 weight percent LaRC-TPI polyamic acid solution in DMAc obtained commercially from Mitsui Toatsu Chemicals and 43.28 g of freshly distilled DMAc. The mixture was stirred at room temperature for two hours to give a clear brown solution which contained 30 percent by weight of solids. The weight ratio of the PMR-15 molding powder and LaRC-TPI polyamic acid was 80 to 20. This composition was designated LaRC-RP41. This solution was concentrated in an oven at 150° C. under vacuum (30 inch Hg) for one hour and then staged at 220° C. in air for one hour to afford the LaRC-RP41 molding powder. The molding powder (14.59 grams) was then placed in a cold matched metal die. This was then inserted into a press preheated to 316° C. A thermocouple was attached to the die to determine the thermal history. When the die temperature reached 232° C., 2000 psi pressure was applied. The temperature was raised to 316° C. at a rate of 4° C./minute. The neat resin was cured at 316° C. in air under 2000 psi pressure

for one hour. The temperature was further increased to 350° C. at a rate of 4° C./minute. The neat resin was cured at 350° C. for 5 minutes under 2000 psi pressure. This step was done to melt the LaRC-TPI crystals in order to enhance the melt-flow properties of LaRC-TPI. The 350° C. heat treatment irreversibly eliminates crystallinity in the material. When the die cooled to room temperature, the neat resin was removed from the press. This afforded a neat resin having dimensions of 3.2 cm by 3.2 cm by 1.0 cm. The optical microscopic examination of the cross-section of the neat resin showed no detectable voids or defects. The resin was then accepted for impact tension specimen preparation without further post-curing. However, for other test specimen preparations, the cured resin was subjected to a post-curing at 316° C. for 16 hours in air. In order to compare properties, the neat resins of the constituent polymers, namely PMR-15 and LaRC-TPI, were also prepared following the procedure given above with the following exceptions: PMR-15 was cured one hour at 316° C. under 2000 psi pressure without the additional curing at 350° C.; LaRC-TPI was cured one hour at 316° C. and one hour at 350° C. under 4000 psi pressure. Table 1 shows the neat resin properties of LaRC-RP41 and constituent materials. Table 2 gives the results of the morphological studies of the LaRC-RP41 neat resin and composite.

TABLE 1

Property	Neat Resin Properties of Semi-IPN Polyimide Compared with Constituent Materials		
	LaRC-RP41	PMR-15 TM <sup>f</sup> (NASA)	LaRC-TPI TM <sup>f</sup> (NASA)
Glass Transition Temperature, °C. <sup>a</sup>	261, 325	327	257
Toughness, G <sub>IC</sub> , J/m <sup>2b</sup>	476	87	662 <sup>g</sup>
Isothermal Weight Loss, % <sup>c</sup>			
After 1000 hrs at 316° C. in air	10.6	8.0	—
After 50 hrs at 316° C. <sup>e</sup>	1.5	3.0	—
After 50 hrs at 371° C. <sup>e</sup>	8.0	17.0	—
After 18 hrs at 426° C. <sup>e</sup>	74.0	99.0	—
Moisture Resistance, % <sup>d</sup>	0.4	1.6	1.1
Solvent Resistance <sup>e</sup>	4.9	7.6	2.1
Wt. Loss %			

<sup>a</sup>By TMA;

<sup>b</sup>Per ASTM E399;

<sup>c</sup>By TGA at a heating rate of 2.5° C./min in air;

<sup>d</sup>2 weeks in water at 25° C.;

<sup>e</sup>100 hrs in boiling N,N-dimethylformamide;

<sup>f</sup>Tested by present inventor;

<sup>g</sup>Reported by A. K. St. Clair and T. L. St. Clair, NASA 84516 (1982).

TABLE 2

Method Used	Phase Morphology and Stability of Semi-IPN of PMR-15 and LaRC-TPI (LaRC-RP41) <sup>g</sup>		
	Neat Resin		Composite As Fabricated
	As Fabricated	Aged <sup>b</sup>	
OM <sup>c</sup>	ND <sup>e</sup>	ND <sup>e</sup>	—
SEM <sup>c</sup>	ND <sup>e</sup>	ND <sup>e</sup>	ND <sup>e</sup>
DMA <sup>c</sup>	Two phases	—	—
TBA <sup>c</sup>	—	—	One phase
TMA <sup>c</sup>	Two phases	One phase	One phase

TABLE 2-continued

Method Used	Phase Morphology and Stability of Semi-IPN of PMR-15 and LaRC-TPI (LaRC-RP41) <sup>a</sup>		
	Neat Resin		Composite As Fabricated
	As Fabricated	Aged <sup>b</sup>	
DSC <sup>c</sup>	Two phases	—	—

<sup>a</sup>Surfaces extracted by N,N-dimethylformamide at 153° C. for 100 hrs;

<sup>b</sup>1000 hrs at 316° C. in air;

<sup>c</sup>OM = optical microscopy, SEM = Scanning Electron Microscopy, DMA = Dynamic Mechanical Analysis, TBA = Torsional Braid Analysis, TMA = Thermal Mechanical Analysis and DSC = Differential Scanning Calorimetry;

<sup>d</sup>No phase separation detected.

## EXAMPLE 3

Preparation of Sem-2-IPN of PMR-15 and PISO<sub>2</sub> (LaRC-RP92)

As in Example 2, a 40 weight percent resin solution was prepared by stirring 43.75 g of the PISO<sub>2</sub> polyamic acid solution obtained from High Tech Services as a 30 weight percent solution in diglyme, 52.50 of the PMR-15 molding powder from Example 1 and 68.30 g of diglyme in an ice-water bath for 3 hours. Initially, the PMR-15 powder appeared to be insoluble in the diglyme solution, but it went into the solution after stirring in an ice-water bath for 3 hours to give a viscous red-brown solution. This composition contained 80:20 weight ratio of the PMR-15 molding powder and PISO<sub>2</sub> polyamic acid, and was designated LaRC-RP92. As in Example 2, the viscous red-brown solution was concentrated to give a yellow solid. About 14.9 g of the LaRC-RP92 yellow molding powder was compression molded using the cure cycle of Example 2, resulting in a void-free neat resin having dimensions of 3.2 cm by 3.2 cm by 0.9 cm (density 1.31 g/cc). The molding was machined into compact tension testing specimens without further post curing. The remaining material was post cured at 316° C. for 16 hours in air and then submitted for other testing. Table 3 shows the neat resin properties of LaRC-RP92 and its constituent material properties.

TABLE 3

Property	Neat Resin Properties of Semi-IPN Polyimide Compared with Constituent Materials		
	LaRC-RP92	PMR-15 TM <sup>f</sup> (NASA)	PISO <sub>2</sub> TM <sup>g</sup> (NASA)
Glass Transition Temperature, °C. <sup>a</sup>	335 and 402	327	239
Toughness, G <sub>IC</sub> , J/m <sup>2b</sup>	332	87	1400
TGA in Air <sup>c</sup>	465	462	—
Temperature at 5% Wt. Loss, °C.	—	—	—
Moisture Resistance, % <sup>d</sup>	—	1.6	—
Solvent Resistance <sup>e</sup>	1.2	7.6	—
Wt. Loss, %	—	—	—

See Table 1 for footnotes a through f;

<sup>f</sup>Reported by the inventors in U.S. Pat. Nos. 4,398,021 and 4,489,027.

## EXAMPLE 4

## Preparation of Celion 6000/LaRC-RP41

As in Example 2, a 30 weight percent resin solution was prepared by mixing 52.50 g of the PMR-15 molding powder, 43.75 g of the LaRC-TPI polyamic acid solution and 68.31 g of freshly distilled DMAc. The prepreg was prepared by passing a single tow of unsized Celion 6000 graphite fiber through the resin solution contained in a dip tank and onto a 12-inch diameter multiple speed drum winder wrapped with release paper. This afforded

a 23.5 cm by 190 cm wet prepreg. By visual inspection, the prepreg showed good drape and tack characteristics. The tapes were dried on the rotating drum at room temperature for 16 hours, removed from the drum and cut into 7.6 cm by 17.8 cm plies. Twelve plies were stacked unidirectionally and then staged at 204° C. for one hour in an air-circulating oven. The staged lay-up was placed in a cold matched metal die. This was then inserted into a preheated 316° C. press. A thermocouple was attached to the matched die to determine the temperature. When the die temperature reached 232° C., 1000 psi pressure was applied. The temperature was raised to 316° C. at a rate of 6° C./minute. The composite was cured at 316° C. for one hour and 350° C. for one-half hour under 1000 psi pressure, and removed from the press when the die temperature reached 177° C. The composite was then postcured at 316° C. in air for 16 hours. The ultrasonic C-scan of the composite showed no detectable voids or defects and, thus, the composite was accepted for test specimen preparation. For comparison purposes, a Celion 6000/PMR-15 composite was also fabricated using the same cure cycle except that 500 psi pressure, instead of 1000 psi pressure, was used, and no further curing at 350° C. was made.

Table 4 compares the composite properties between LaRC-RP41 and its constituent materials.

TABLE 4

Property	Unidirectional Composite Properties of Semi-IPN Compared with Constituent Materials		
	LaRC-RP41 <sup>d</sup>	PMR-15 TM <sup>d,e</sup> (NASA)	LaRC-TPI TM <sup>d,f</sup> (NASA)
Glass Transition Temperature, °C. <sup>a</sup>	332	338	244 <sup>g</sup>
Density, g/cc	1.58	1.58	1.55
Flexural Strength, Ksi <sup>b</sup>			
25° C.	290	268	232
232° C.	186	159 <sup>h</sup>	—
Flexural Modulus, Msi <sup>b</sup>			
25° C.	18	17	15
232° C.	17	13 <sup>h</sup>	—
Interlaminar Shear Strength, Ksi <sup>c</sup>			
25° C.	15.9	16	—
232° C.	9.4	8 <sup>h</sup>	6 <sup>i</sup>

<sup>a</sup>By TMA;

<sup>b</sup>Per ASTM D790;

<sup>c</sup>Per ASTM D2344;

<sup>d</sup>Reinforced with unsized Celion 6000 graphite fibers;

<sup>e</sup>Tested by present inventor;

<sup>f</sup>Reported by A. K. St. Clair and T. L. St. Clair, NASA TM 84516 (1982);

<sup>g</sup>No postcure, the others postcured at 316° C. for 16 hrs in air;

<sup>h</sup>Tested at 316° C.;

<sup>i</sup>Tested at 177° C.

## EXAMPLE 5

## Preparation of Celion 6000/LaRC-RP92

A 40 weight percent resin solution of LaRC-RP92 from Example 3 was used to prepare a prepreg tape which was subsequently compression molded using the processing conditions of Example 4. The wet prepreg had good tack and drape. However, the cured composite showed some voids as detected by ultrasonic C-scan. Table 5 shows the composite properties for LaRC-RP92 and its constituent materials.

TABLE 5

Property	Unidirectional Composite Properties of Semi-IPN Compared with Constituent Materials		
	LaRC- RP92 <sup>d</sup>	PMR- 15 TM <sup>d,e</sup> (NASA)	PISO <sub>2</sub> TM <sup>d,f</sup> (NASA)
Glass Transition Temperature, °C. <sup>g</sup>	325	338	205
Density, g/cc	1.50	1.58	1.50
<u>Flexural Strength, Ksi<sup>b</sup></u>			
25° C.	115.0	268	—
232° C.	113.0	159 <sup>h</sup>	—
<u>Flexural Modulus, Msi<sup>b</sup></u>			
25° C.	12.0	17	—
232° C.	12.0	13 <sup>h</sup>	—
<u>Interlaminar Shear Strength, Ksi<sup>c</sup></u>			
25° C.	12.6	16	12
232° C.	8.7	8 <sup>h</sup>	7 <sup>i</sup>

See Table 4 for all footnotes except

<sup>j</sup>Reported by the inventors in U.S. Pat. Nos. 4,398,021 and 4,489,027.

## EXAMPLE 6

To make a realistic assessment of composite microcracking behavior, a cross-ply composite having a [0,90,0]<sub>s</sub> layup was fabricated for LaRC-RP41, LaRC-RP92, and PMR-15 as a control. The fabrication of the cross-ply composites follows the same procedure as their unidirectional counterparts described in the previous examples. Specimens (1.5 cm by 0.6 cm by 0.13 cm) were machined from the cured cross-ply composites and were subjected to thermal cycling. The temperature was varied from -156° to 288° C. with a total time of 15 minutes for each cycle. Liquid nitrogen was used as a cooling agent. After 1000 and 1500 thermal cycles the unpolished surfaces were examined by scanning electron microscopy (SEM). Micrographs were taken at both 100 and 2000X magnification. Table 6 shows the composite microcracking properties.

TABLE 6

Property	Microcracking Properties of Semi-IPN Composite Compared with Constituent Material After 1500 Thermal Cycles <sup>a</sup>	
	LaRC-RP41 <sup>b</sup>	PMR-15 TM <sup>b,c</sup> (NASA)
Microcracks/in	12	Extensive
316° C. Interlaminar Shear Strengths, Ksi	4.5	3.6
<u>Moisture Absorption, %<sup>d</sup></u>		
As Fabricated	0.7	1.3
After 1500 Thermal Cycles	1.8	2.4

<sup>a</sup>Thermal cycling temperature from -156° to 288° C.;

<sup>b</sup>Reinforced with unsized Celion 6000 graphite fibers;

<sup>c</sup>Tested by present inventor;

<sup>d</sup>1 year in water at 25° C.

## EXAMPLE 7

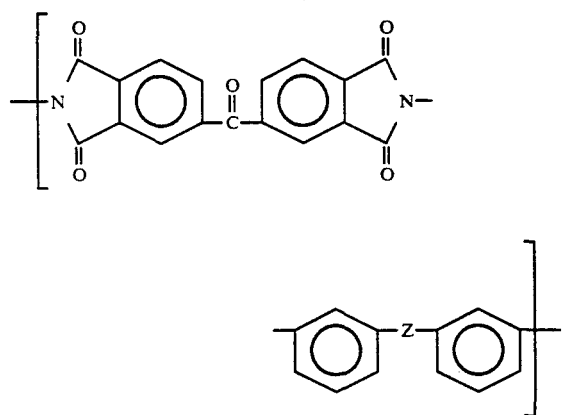
To investigate the relations between resin composition, composite processing and composite performance, two unidirectional composites were fabricated from the compositions containing 50:50 and 20:80 weight ratios of the PMR-15 molding powder and LaRC-TPI polyamic acid. The composite fabrications follow the

procedure of Example 4. Based on the results of the ultrasonic C-scans and composite properties, a correlation exists between the concentration of LaRC-TPI and the ease of semi-IPN composite processing. Increasing the thermoplastic concentration decreases the semi-IPN composite processability and performance.

What is claimed as new and desired to be secured by Letters Patent of the United States is:

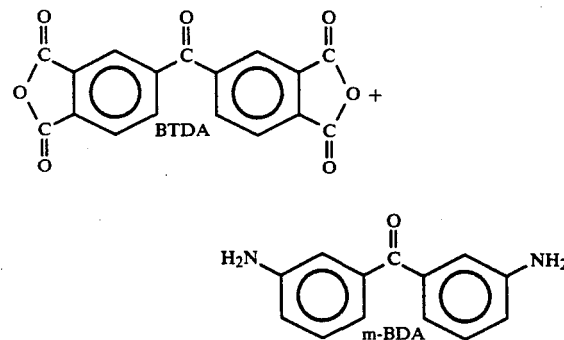
1. A semi-interpenetrating polymer network comprising:

- a high performance thermosetting polyimide which is end-capped with a nadic group and
- a high performance linear thermoplastic polyimide having the following repeating unit:

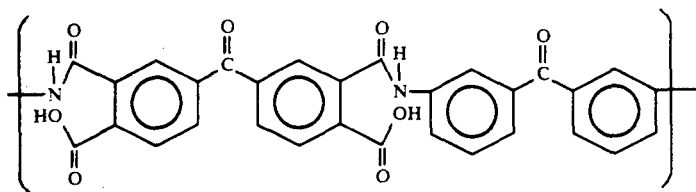


wherein Z is selected from the group consisting of O=C and SO<sub>2</sub>, wherein the high performance thermosetting polyimide has a repeating unit which is not identical to the repeating unit of the high performance thermoplastic polyimide.

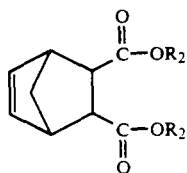
2. The semi-interpenetrating polymer network of claim 1, wherein the high performance linear thermoplastic polyimide is prepared from a mixture of the following compounds:



3. The semi-interpenetrating polymer network of claim 1, wherein the high performance linear thermoplastic polyimide is prepared from a polyamic acid precursor having the following repeating unit:

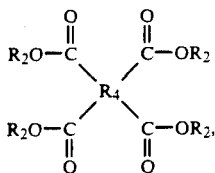


4. The semi-interpenetrating polymer network of claim 1, wherein the thermosetting polyimide is prepared from a mixture of the following compounds



wherein

R<sub>2</sub> is hydrogen or alkyl;



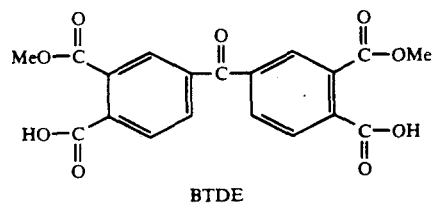
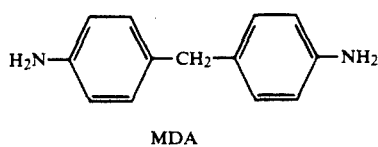
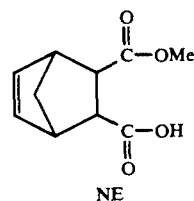
wherein

R<sub>2</sub> is hydrogen or alkyl, and

R<sub>4</sub> is a tetravalent aryl radical; and

H<sub>2</sub>N-R<sub>3</sub>-NH<sub>2</sub>, wherein R<sub>3</sub> is a divalent aryl radical.

5. The semi-interpenetrating polymer network of claim 1, wherein the thermosetting polyimide is prepared from a mixture of the following three compounds:



in the molar ratio of 2:n:n+1, wherein n has a value from 1 to 50.

6. The semi-interpenetrating polymer network of claim 5, wherein n=2.087.

7. The semi-interpenetrating polymer network of claim 1, wherein the high performance thermosetting polyimide and the high performance linear thermoplastic polyimide are present in a weight ratio between about 80:20 and 20:80.

\* \* \* \* \*

50

55

60

65