

## VELOCITY VISUALIZATION IN GASEOUS FLOWS

R. K. Hanson, J. C. McDaniel and B. Hiller  
Department of Mechanical Engineering  
Stanford University  
Stanford, California 94305

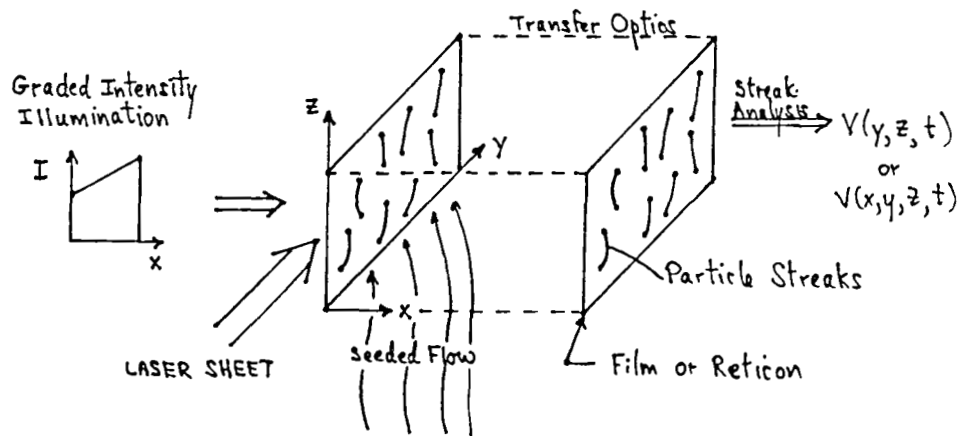
Techniques yielding simultaneous, multiple-point measurements of velocity in reacting or nonreacting flowfields have the potential to significantly impact basic and applied studies of fluid mechanics. This research program is aimed at investigating several candidate schemes which could provide such measurement capability. The concepts under study utilize laser sources (to illuminate a grid, a plane or a volume in the flow) which lead to scattered light (from Mie scattering, fluorescence or chemiluminescence) which can be monitored by a film-based camera or a multi-element solid-state camera (100 × 100 array of photodiodes). Anticipated experiments will be discussed, and recent results for velocity measurements in supersonic flows using a novel Doppler-modulated fluorescence concept will be presented. Related research at Stanford on species visualization sponsored by AFOSR will also be summarized as time permits.

### OUTLINE OF PRESENTATION

- MOTIVATION (NEED FOR MULTIPLE-POINT MEASUREMENTS)
- SUMMARY: TECHNIQUES UNDER INVESTIGATION
  - STREAK RECORDING
  - MIE SCATTERING
  - LASER-INDUCED PHOSPHORESCENCE
  - PULSED GRID RECORDING
  - \*DOPPLER MODULATED FLUORESCENCE (DMF)
- EXPERIMENTAL RESULTS (DMF)
- RELATED RESULTS FROM AFOSR RESEARCH

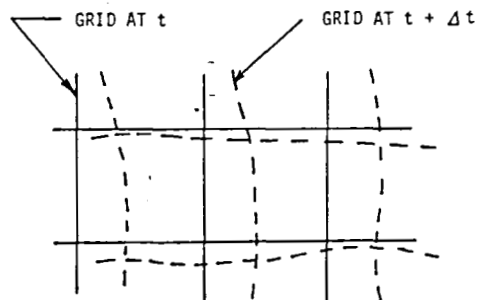
### STREAK RECORDING

- SEEDED PARTICLES (DROPS) ARE ILLUMINATED BY CW LASER SHEET
- MIE SCATTERING GIVES STREAKS ON FILM (RETICON)
- GRADED INTENSITY BEAM (TRANSVERSE TO SHEET) GIVES POTENTIAL FOR 3-D RECORDING, IF PARTICLES UNIFORM IN SIZE

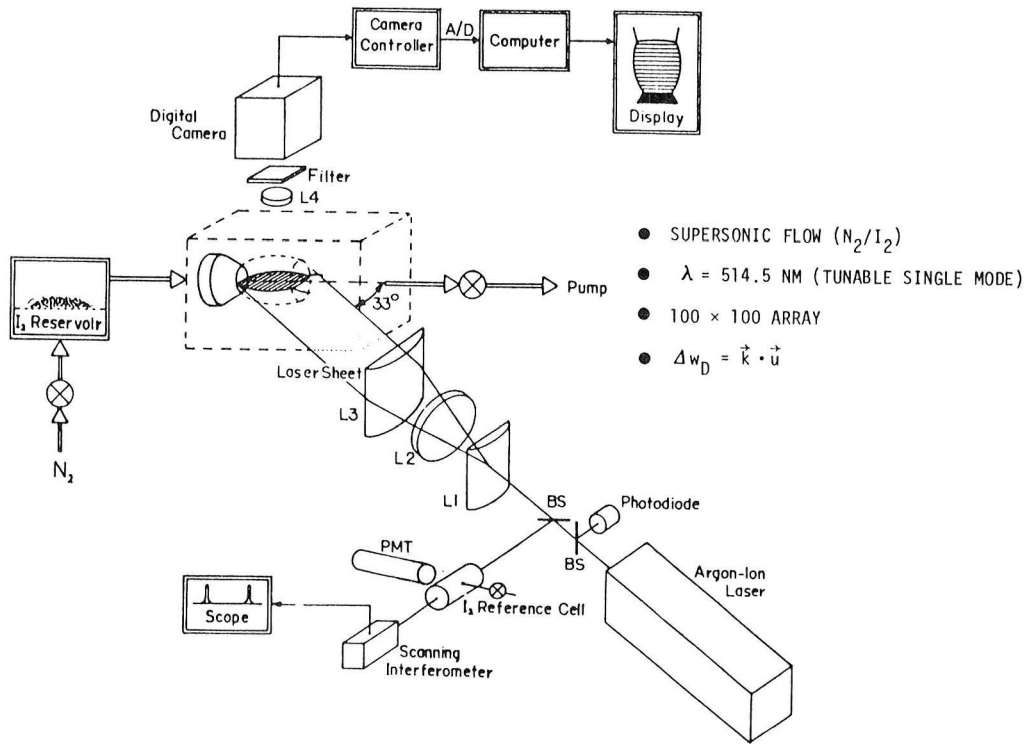


### PULSED GRID RECORDING



- A PULSED TUNABLE LASER IS USED TO ILLUMINATE A GRID IN THE FLOWFIELD
- LASER-INDUCED PHOSPHORESCENCE (OR CHEMILUMINESCENCE) PROVIDES LONG-LIVED RADIATION FROM EXCITED FLUID ELEMENTS
- MULTIPLE EXPOSURE OF GRID PATTERNS ARE RECORDED ON A SINGLE FRAME OF RETICON CAMERA (OR FILM)
- CANDIDATE MATERIALS: BIACETYL (DROPLET OR VAPOR)  
NO<sub>2</sub>/CO CHEMILUMINESCENCE





DOPPLER-MODULATED FLUORESCENCE



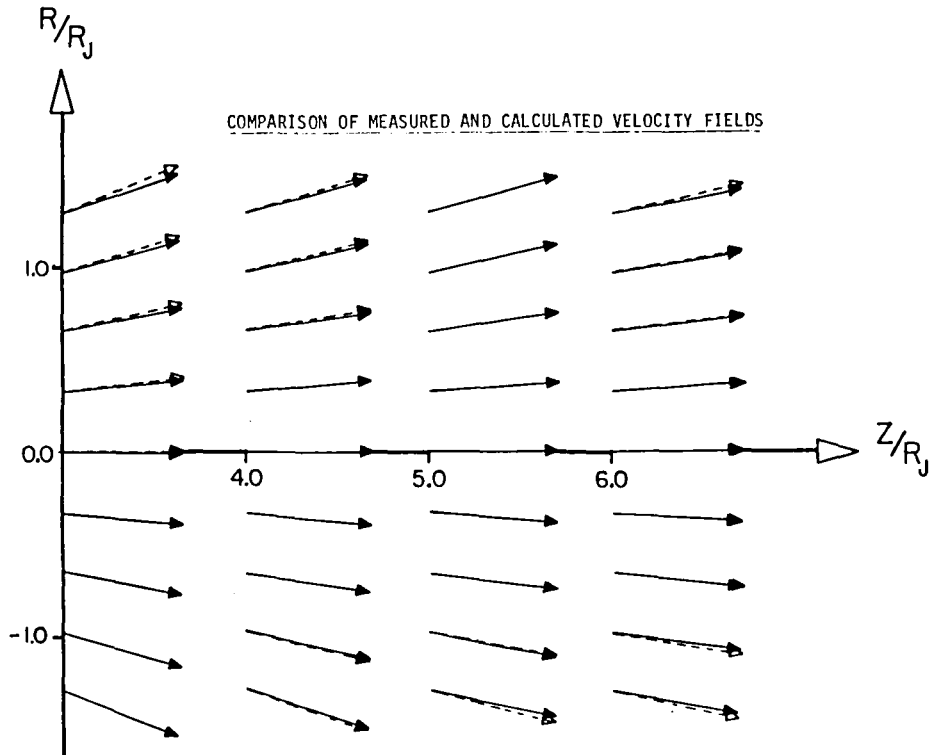
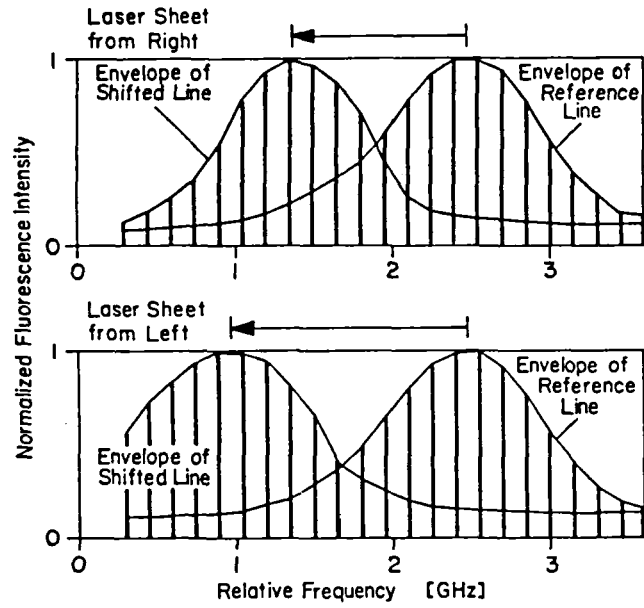
FILM RECORD



RETICON RECORD

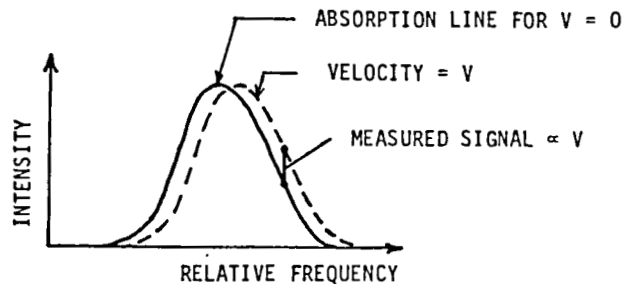


FLUORESCENCE INTENSITY RECORD  
FOR AN OFF-AXIS PIXEL



### EXTENSION TO SUBSONIC FLOWS

- FIX WAVELENGTH
- MONITOR VARIATION IN INTENSITY TO INFER VELOCITY
- RECORD AT HIGH REPETITION RATE TO DETERMINE  $U(x,y,t)$



### SUMMARY

#### DOPPLER-MODULATED FLUORESCENCE

- SIGNIFICANCE: MULTIPLE-POINT MEASUREMENTS IN UNSEEDED FLOW
- STATUS: FIRST GENERATION EXPERIMENTS COMPLETED SUCCESSFULLY  
USING SCANNING CONCEPT, 1 BEAM, SUPERSONIC FLOW
- LIMITATIONS: LENGTHY RECORDING TIMES  
LIMITED VELOCITY RESOLUTION ( $\sim 5$  M/SEC)
- FUTURE: DEVELOP SUBSONIC FLOW TECHNIQUE USING FIXED  
WAVELENGTH, MULTIPLE BEAMS  
DYE LASER TO OPTIMIZE WAVELENGTH