

December 1969

Brief 69-10742

# NASA TECH BRIEF



NASA Tech Briefs are issued to summarize specific innovations derived from the U.S. space program, to encourage their commercial application. Copies are available to the public at 15 cents each from the Clearinghouse for Federal Scientific and Technical Information, Springfield, Virginia 22151.

## An Electrical Connector Pin Protector

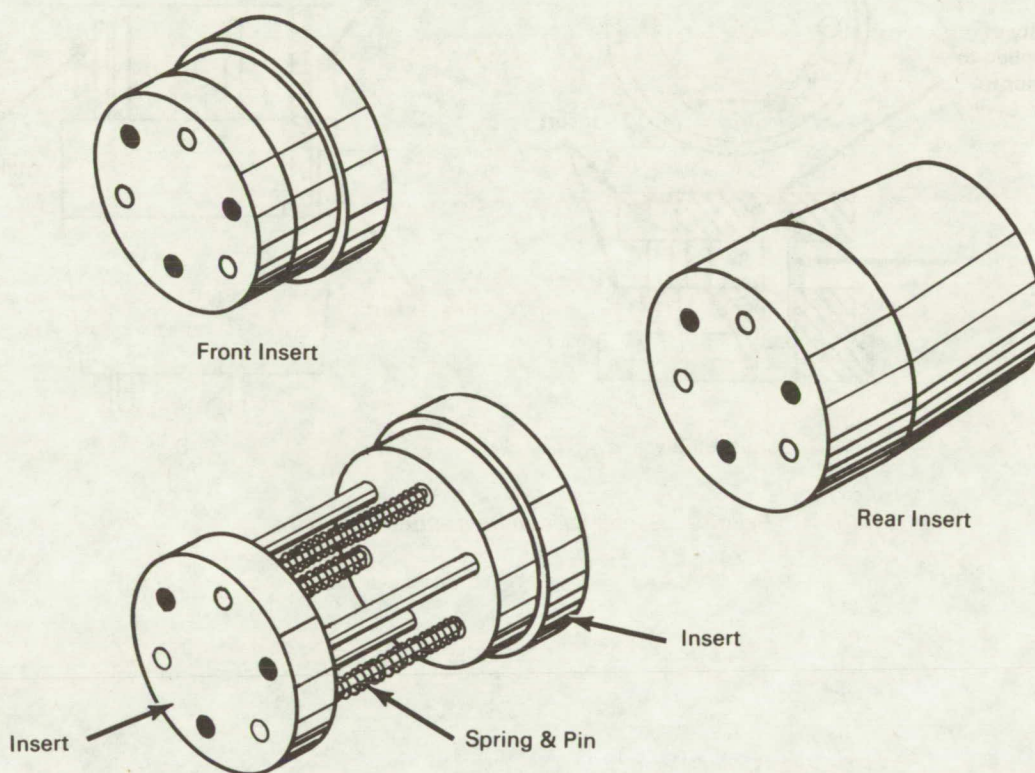


Figure 1. Front Insert Cut In Half

### The problem:

To modify existing electrical connectors in order to eliminate the bending of contact pins due to improper mating.

### The solution:

Provide protection for the pins in the connector by use of a spring loaded insert.

### How it's done:

As shown in Figure 1, the front insert is cut in half and three retaining pins are installed in alternate holes connecting the two halves. Figure 2-A illustrates the arrangement. Three springs and three spring retaining pins are then inserted in alternate holes (Figure 2-B), and the two halves reconnected.

The spring loaded device protects the pins from being bent due to improper mating, or probing pins

(continued overleaf)

with a screwdriver. When assembling the parts of the connector, finger pressure should be maintained on the insert.

**Notes:**

1. This innovation may be of interest to manufacturers and users of electrical connectors.

2. This Tech Brief is complete in itself. No additional information is available.

**Patent status:**

No patent action is contemplated by NASA.

Source: George R. Mitchell, Robert B. McQuillen of North American Rockwell Corporation under contract to Manned Spacecraft Center (MSC-15660)

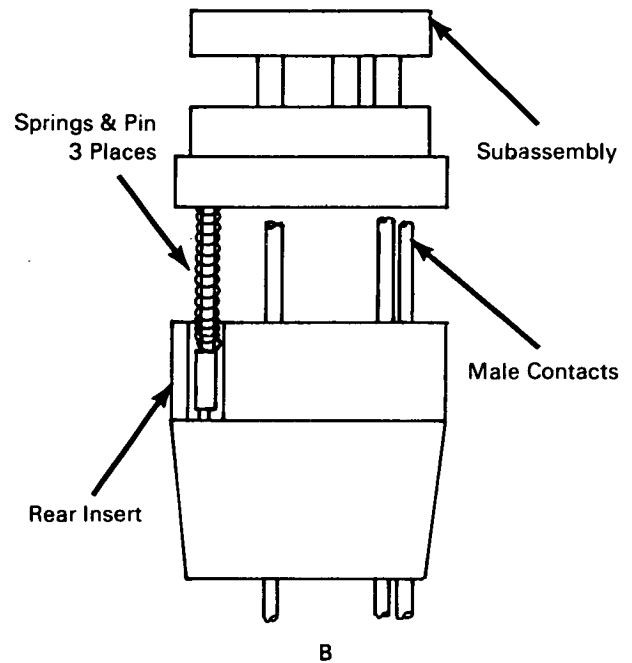
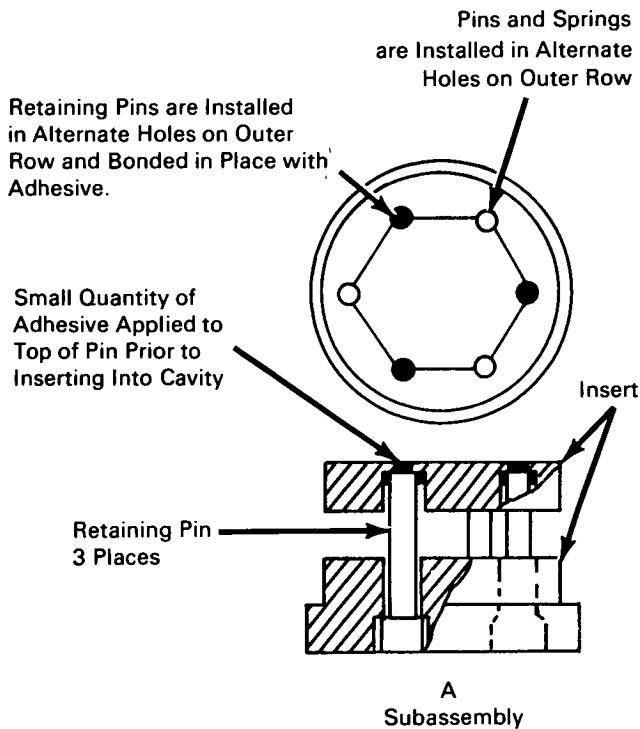


Figure 2. Spring Loaded Device Reconnected