

Type-I superconductivity in ScGa₃ and LuGa₃ single crystals

E. Svanidze and E. Morosan

Department of Physics and Astronomy, Rice University, Houston, Texas 77005, USA

(Received 31 December 2011; revised manuscript received 12 March 2012; published 14 May 2012)

We present evidence of type-I superconductivity in single crystals of ScGa₃ and LuGa₃, from magnetization, specific heat, and resistivity measurements: low critical temperatures $T_c = 2.1\text{--}2.2$ K; field-induced second-to-first-order phase transition in the specific heat, critical fields less than 240 Oe; and low Ginzburg-Landau coefficients $\kappa \approx 0.23$ and 0.30 for ScGa₃ and LuGa₃, respectively, are all traits of a type-I superconducting ground state. These observations render ScGa₃ and LuGa₃ two of only several type-I superconducting compounds, with most other superconductors being type II (compounds and alloys) or type I (elemental metals and metalloids).

DOI: [10.1103/PhysRevB.85.174514](https://doi.org/10.1103/PhysRevB.85.174514)

PACS number(s): 74.70.Ad, 74.25.Bt

I. INTRODUCTION

Despite the large number of known conventional and unconventional superconductors (SCs), new findings still emerge even from simple, binary intermetallic systems. The majority of the metallic elements are superconducting with small values of the critical temperatures T_c .¹ It has been noted² that intermetallic compounds often have T_c values higher than those of the constituent elements, as is the case in Nb₃Sn,³ V₃Si,⁴ ZrB₂, and NbB₂.⁵ In this work, we present thermodynamic and transport measurements on single crystals of $R\text{Ga}_3$ ($R = \text{Sc}$ or Lu), formed with superconducting Ga with $T_c = 1.09$ K (Ref. 1) and either nonsuperconducting Sc or superconducting Lu whose critical temperature is $T_c = 0.1$ K.¹

Past studies focused on the synthesis of polycrystalline samples of $R\text{Ga}_3$, with reports on single crystals limited to de Haas van Alphen measurements.⁶ Pluzhnikov *et al.*⁶ characterized the geometry of the Fermi surface of three related intermetallic compounds, $R\text{Ga}_3$ ($R = \text{Sc}$, Lu) and LuIn_3 . Together with findings from band structure calculations⁷ on the same systems, these reports suggested great similarities between the electronic properties of ScGa₃ and LuGa₃. Superconductivity below 2.3 K in LuGa₃ have already been mentioned,⁸ but measurements of thermodynamic and transport properties of both ScGa₃ and LuGa₃ have so far been limited to $T > 4.2$ K.^{9,10} The similarities in the electronic structures of ScGa₃ and LuGa₃ suggest that, if the superconductivity in the latter compound is confirmed, the former is likely to also display a superconducting ground state. In the current paper we show evidence that indeed both $R\text{Ga}_3$ ($R = \text{Sc}$ and Lu) are superconducting. The low critical temperatures T_c around 2.2 K and small critical fields $H_c < 240$ Oe point to type-I superconductivity in both these compounds. Additional supporting evidence for the type-I superconductivity is provided by the field-dependent specific heat and low values of the Ginzburg-Landau (GL) coefficient $\kappa \approx 0.23$ and 0.3 for ScGa₃ and LuGa₃, respectively.

II. EXPERIMENTAL METHODS

The $R\text{Ga}_3$ compounds ($R = \text{Sc}$, Dy-Tm, Lu) crystallize in the cubic $Pm\bar{3}m$ space group, a structure suggested by Matthias¹¹ to be favorable for superconductivity. Single crystals of ScGa₃ and LuGa₃ were prepared using a self flux

method by combining Sc or Lu (Hefa Rare Earth 99.999%) with Ga (Alfa Aesar 99.9999%). A R:Ga ratio of 1:9 was mixed in an alumina crucible, heated up to 930 °C, and then slowly cooled down to 760 °C, followed by decanting of the residual flux in a centrifuge. Metallic cubic crystals with well-formed facets up to $2 \times 2 \times 2$ mm³ in size were obtained. The crystals were then wrapped in Ta foil and annealed at 800 °C for a week. Temperature- and field-dependent magnetization measurements with the magnetic field H parallel to the crystallographic axis $H||a$ were performed in a Quantum Design (QD) Magnetic Property Measurement System, while specific heat data were collected in a QD Physical Property Measurement System (PPMS) using an adiabatic relaxation method. Alternating current resistivity measurements from 0.4 K to 300 K were carried out using the standard four-probe method in the QD PPMS, with the current along the a axis $i = 0.5$ mA and $f = 17.77$ Hz.

Powder x-ray diffraction data, shown in Fig. 1 for ScGa₃, were collected for both compounds in a Rigaku D/Max diffractometer using CuK α radiation. The patterns for ScGa₃ and LuGa₃ were refined with the cubic space group $Pm\bar{3}m$, with lattice parameters $a = 4.09$ Å and $a = 4.19$ Å, respectively. A picture of a ScGa₃ crystal is also shown in the inset in Fig. 1. Traces of residual Ga flux are apparent in the powder pattern and are marked with asterisks in Fig. 1. Additional single-crystal x-ray diffraction measurements confirmed the crystal structure, stoichiometry, and purity of the ScGa₃ crystals.

III. RESULTS AND DISCUSSION

As-measured susceptibility data $\chi = M/H$ for $R\text{Ga}_3$ in various applied magnetic fields H was scaled by 4π and corrected for demagnetizing effects $4\pi\chi_{\text{eff}} = 4\pi\chi/(1 - N_d\chi)$ as shown in Fig. 2. The demagnetizing factor, $N_d \approx 1/3$,^{12,13} is associated with the cubic geometry of the crystals. As anticipated from their electronic properties,⁶ both $R = \text{Sc}$ [Fig. 2(a)] and Lu [Fig. 2(b)] compounds display similar superconducting ground states below 2.2–2.3 K. Increasing magnetic field suppresses the transition for ScGa₃ [Fig. 2(a)], such that T_c becomes smaller than 1.8 K for $H \approx 80$ Oe. Figure 2(b) illustrates the similarity between the $H = 5$ Oe $M(T)$ data for ScGa₃ (squares) and LuGa₃ (triangles), for both zero-field-cooled (solid symbols) and field-cooled (open symbols) data. The critical field H_c for each compound can

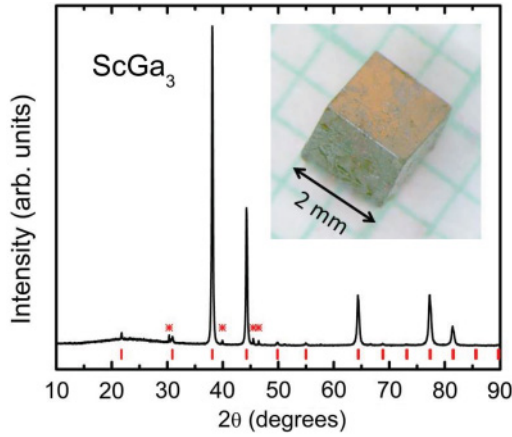


FIG. 1. (Color online) Powder x-ray pattern for ScGa₃ (black), with calculated peak positions (vertical red marks) for space group *Pm*3̄*m* and lattice parameter *a* = 4.0919 Å. Minute amounts of residual Ga flux are marked by asterisks. Inset: A picture of a single crystal of ScGa₃ prepared from a molten solution.

also be estimated from the *M*(*H*) data, shown in Fig. 3. Taking the demagnetization effect into consideration, a more accurate estimate of the field *H* is *H*_{eff} = *H* - *N*_{*d*}*M*, where, as before, for a cube and *H*||*a*, *N*_{*d*} ≈ 1/3. The resulting *M*(*H*_{eff}) isotherms are displayed in Fig. 3 (solid symbols, bottom axes) along with as-measured *M*(*H*) for *T* = 1.8 K (open symbols, top axes). The critical-field values *H*_{*c*}, corresponding to the entrance to the normal state (*M* = 0), are not changed when demagnetizing effects are taken into account for *H*||*a*. The critical fields are remarkably low, *H*_{*c*} reaching only about

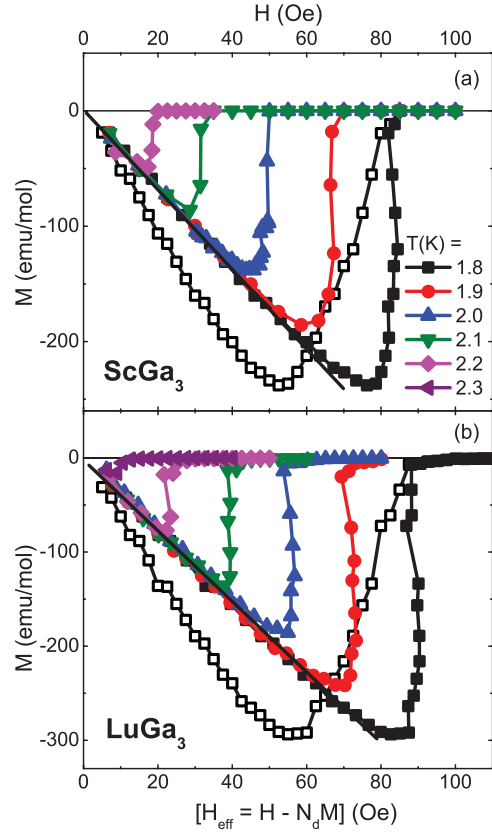


FIG. 3. (Color online) (a) ScGa₃ and (b) LuGa₃ *M*(*H*_{eff}) for temperatures between 1.8 K and 2.3 K, where *H*_{eff} = *H* - *N*_{*d*}*M* and *N*_{*d*} is the demagnetizing factor for *H*||*a*. Open squares: *M*(*H*) isotherms for *T* = 1.8 K, where *H* is the applied (external) magnetic field.

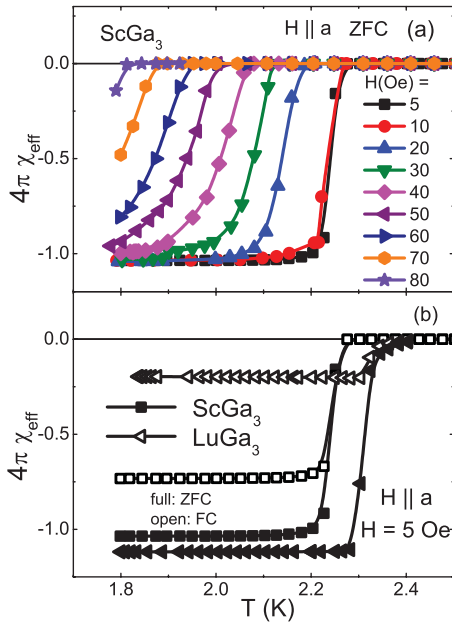


FIG. 2. (Color online) (a) Zero-field-cooled temperature-dependent susceptibility data, scaled by 4π and corrected for demagnetizing effects 4πχ_{eff} = 4πχ/(1 - *N*_{*d*}χ), for ScGa₃ in applied magnetic fields up to 80 Oe. (b) *H* = 5 Oe zero-field-cooled (solid symbols) and field-cooled (open symbols) scaled susceptibility 4πχ_{eff} data for ScGa₃ (squares) and LuGa₃ (triangles).

90 Oe at 1.8 K, the lowest temperature available for the magnetization measurements. Moreover, as is shown below, the critical fields for both compounds remain small down to 0.4 K. This observation, along with the small critical temperatures and the shape of the *M*(*H*) isotherms, indicates type-I superconductivity in both ScGa₃ and LuGa₃. While most elemental SCs are type I, this is a rare occurrence in superconducting compounds, making ScGa₃ and LuGa₃ two of only a few such known systems.¹⁴⁻¹⁸ It is therefore imperious to fully characterize the superconducting state in the *RGa*₃ SCs. Specific heat and resistivity measurements allow us to extend the findings from magnetization data down to lower temperatures.

Field-dependent specific heat measurements for ScGa₃ and LuGa₃ were carried out in fields up to 240 Oe, as shown in Fig. 4. As expected, a sharp peak is observed for field values *H* < 240 Oe, from which the critical temperature *T*_{*c*} can be determined as the point halfway between the peak and the normal state specific heat signal. Type-I superconductivity in both compounds is confirmed by the increase of the jump in specific heat between zero and nonzero applied magnetic field *H*, indicating second- to first order phase transition. *T*_{*c*} for ScGa₃ and LuGa₃ is suppressed from 2.1 K [open squares, Fig. 4(a)] and 2.0 K [open squares, Fig. 4(b)], respectively, at *H* = 0 to below 0.4 K at *H* = 240 Oe [solid line, Figs. 4(c) and 4(d)]. The normal state electronic specific heat coefficient

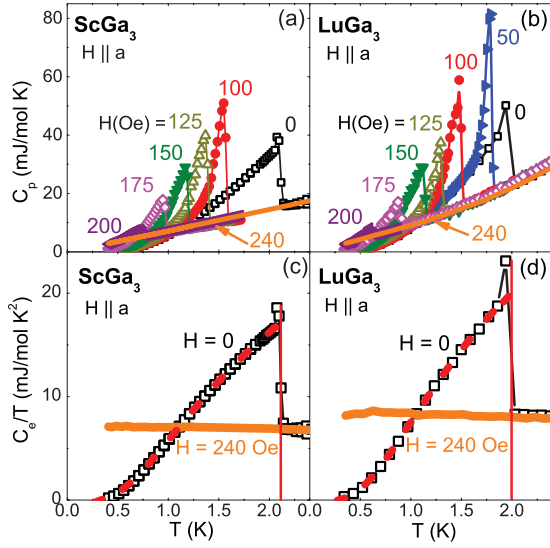


FIG. 4. (Color online) Specific heat data for (a) ScGa₃ and (b) LuGa₃ in applied magnetic fields up to 240 Oe. (c) and (d) Normal ($H = 240$ Oe) and superconducting ($H = 0$) electronic specific heat C_e , scaled by temperature T . The entropy conservation construct gives the ratio $\Delta C_{es}/\gamma_n T_c \approx 1.44$ for both ScGa₃ and LuGa₃, with the dashed line representing a fit of C_e/T to the expected BCS electronic specific heat.

γ_n and phonon specific heat coefficient β were estimated from the linear fit of the normal state ($H = 240$ Oe) specific heat below 8 K, plotted as C_p/T vs T^2 (not shown). Very similar γ_n values, 7.11 and 8.46 mJ mol⁻¹ K⁻², were obtained for ScGa₃ and LuGa₃, respectively. The experimental γ_n values are larger than those estimated ($\gamma_{n,PPPW} = 2.4$ mJ/mol K² for ScGa₃ and 1.2 mJ/mol K² for LuGa₃) from existing band structure calculations based on the Pseudopotential Plane-Wave Approximation (PPPW).⁷ However, a more accurate estimate of γ_n results from the Full Potential Linear Augmented Plane-Wave Method (FPLAPW),¹⁹ which gives $\gamma_{n,FPLAPW} = 7.1$ mJ/mol K² for ScGa₃, identical with the experimental value of 7.11 mJ/mol K². The superconducting electronic specific heat coefficient γ_s can also be determined from γ_n and the residual electronic specific heat coefficient γ_{res} . The latter coefficient, γ_{res} , estimated from C_e/T at $T = 0.4$ K and $H = 0$ [Figs. 4(c) and 4(d)], is much smaller than γ_n for both compounds. This results in $\gamma_s = \gamma_n - \gamma_{res} \approx \gamma_n$ for both ScGa₃ and LuGa₃. The entropy-conservation construct shown in Figs. 4(c) and 4(d) for ScGa₃ and LuGa₃, respectively, yields the same value for the jump in the electronic specific heat C_e at T_c , $\Delta C_e/\gamma_n T_c \approx 1.44$, consistent with BCS-type superconductivity.²⁰ One more similarity between the two compounds is the minimum excitation energy $\Delta(0)$: from the low-temperature fit of the electronic specific heat C_e vs

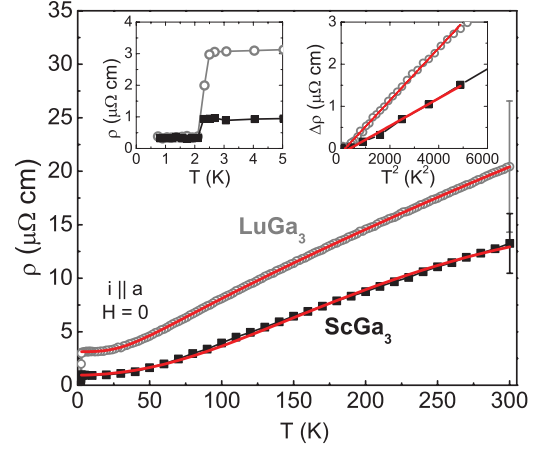


FIG. 5. (Color online) $H = 0$ temperature-dependent resistivity for ScGa₃ (solid black symbols) and LuGa₃ (open gray symbols), with Bloch-Grüneisen-Mott fits (solid lines) for $n = 2$ (ScGa₃) and $n = 3$ (LuGa₃). Left inset: Low-temperature $\rho(T)$ around T_c . Right inset: $\Delta\rho = \rho - \rho(0)$ vs T^2 , with solid lines representing linear fits up to 80 K for ScGa₃ and 70 K for LuGa₃.

$e^{-\Delta/k_B T}$ [dashed lines in Figs. 4(c) and 4(d)], $\Delta(0)$ is estimated to be 0.18 meV for ScGa₃ and 0.17 meV for LuGa₃. The Debye temperature $\theta_D = (12\pi^4 N_A r k_B / 5\beta)^{1/3}$, where $r = 4$ is the number of atoms per formula unit, can be determined using the phonon specific heat coefficient β (Table I), also estimated from the linear fit of C_p/T vs T^2 (not shown). This yields $\theta_D = 660$ K for ScGa₃ and 232 K for LuGa₃. Moreover, the electron-phonon coupling constant λ_{el-ph} , can be determined using McMillan's theory:²¹

$$\lambda_{el-ph} = \frac{1.04 + \mu^* \ln(\theta_D/1.45T_c)}{(1 - 0.62\mu^*) \ln(\theta_D/1.45T_c) - 1.04},$$

where μ^* represents the repulsive screened Coulomb potential and is usually between 0.1 and 0.15. Setting $\mu^* = 0.13$, $\lambda_{el-ph} = 0.45$ and 0.55 for ScGa₃ and LuGa₃, respectively, which implies that both compounds are weakly coupled SCs.

From the specific heat data for both the superconducting ($H = 0$) and the normal ($H = 240$ Oe) states, an estimate of the thermodynamic critical field H_c can be obtained using the free energy relation.²² The thermodynamic critical field values $H_c = 209 \pm 10$ Oe for ScGa₃ and $H_c = 226 \pm 10$ Oe for LuGa₃ are consistent with what has been observed in magnetization and specific heat data. The field- and temperature-dependent data can be summarized in the H - T phase diagram shown in Fig. 6 and discussed below.

Previously reported resistivity measurements^{9,10} on LuGa₃ were limited to temperatures above 4.2 K, while similar data had not been presented for ScGa₃. Figure 5 displays the $H = 0$ resistivity data for ScGa₃ and LuGa₃ (solid and open symbols,

TABLE I. Summary of parameters describing ScGa₃ and LuGa₃ properties.

	T_c (K)	H_c (Oe)	γ_n (mJ mol ⁻¹ K ⁻²)	β (mJ mol ⁻¹ K ⁻⁴)	A ($\mu\Omega\text{cm K}^{-2}$)	RRR	$\frac{\Delta C_e(T_c)}{\gamma_n T_c}$	λ_{el-ph}	m^* (m_0)	λ (nm)	ξ (μm)	κ
ScGa ₃	2.1 ± 0.2	209 ± 10	7.03 ± 0.08	0.027	3.4 × 10 ⁻⁴	14.0	1.44	0.45	3.03	59	0.26	0.23
LuGa ₃	2.2 ± 0.25	226 ± 10	8.52 ± 0.06	0.621	6.1 × 10 ⁻⁴	6.5	1.44	0.55	3.49	63	0.21	0.30

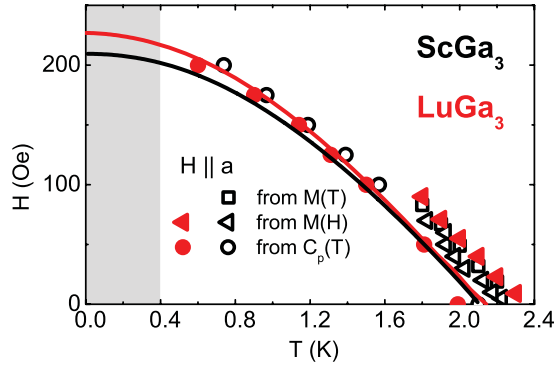


FIG. 6. (Color online) H - T phase diagram for ScGa_3 (open black symbols) and LuGa_3 (solid red symbols). The values of the critical field H_c are determined from $M(T)$ data (squares), $M(H)$ data (triangles), and $C_p(T)$ data (circles).

respectively). The superconducting transition (left inset) is around 2.2–2.3 K for both compounds. The apparently finite resistivity in the superconducting state is likely an artifact of the measurement: the overall resistivity values are very small for both compounds; below T_c , the contact resistance, albeit small, might alter the measured voltage, which is very close to the instrument resolution. Above the transition and below 80 K for ScGa_3 or 70 K for LuGa_3 , $\rho(T)$ exhibits Fermi liquid behavior, as illustrated by the $\Delta\rho \propto AT^2$ plot, with $A = 3.4 \times 10^{-4}$ and $6.1 \times 10^{-4} \mu\Omega\text{cm K}^{-2}$, respectively (right inset, Fig. 5). At higher temperatures a slight curvature of the resistivity is apparent. Fits to the Bloch-Grüneisen-Mott (BGM) relation²³ (solid lines, Fig. 5)

$$\rho = \rho_0 + A \left(\frac{T}{\theta_D} \right)^n \int_0^{\theta_D/T} \frac{x^n dx}{(e^x - 1)(1 - e^{-x})} - kT^3,$$

with $n = 2$ for ScGa_3 and $n = 3$ for LuGa_3 , describe the data well up to room temperature, even higher than $\theta_D/4$. This points to significant s - d band scattering, while the different exponents n suggest underlying differences in the electron-phonon scattering in the two compounds. The fits shown in Fig. 5 were performed using the θ_D values determined from specific heat; the other BGM parameters were determined to be $A = 38.5$ and $28.6 \mu\Omega\text{cm}$ and $k = 1.3 \times 10^{-7}$ and $0.3 \times 10^{-7} \mu\Omega\text{cm/K}^3$, for ScGa_3 and LuGa_3 , respectively. If the parameter θ is also released for the BGM fits, equally good fits for $n = 2$ and $n = 3$ are achieved for ScGa_3 , for θ_R values between 320 K and 460 K, significantly smaller than the Debye temperature $\theta_D = 660$ K. For LuGa_3 , the parameters remain nearly unchanged, with the best fit for $n = 3$ and $\theta_R = 230$ K virtually identical to $\theta_D = 232$ K.

Based on the Sommerfeld coefficient extracted from the specific heat data, it is possible to estimate the London penetration depth $\lambda_L(0)$, the coherence length $\xi(0)$, and the GL parameter $\kappa(0) = \lambda_L(0)/\xi(0)$. Since both ScGa_3 and LuGa_3

have one formula unit per unit cell, the conduction electron density n , due to three electrons contributed by Sc and Lu, can be estimated as $n = 3/V$, where V is the volume of the unit cell. It results that $n = 4.39 \times 10^{-2} \text{ \AA}^{-3}$ and $n = 4.08 \times 10^{-2} \text{ \AA}^{-3}$ for ScGa_3 and LuGa_3 , respectively. If a spherical Fermi surface is assumed for both compounds, the Fermi wave vector k_F can be roughly calculated as $k_F = (3n\pi^2)^{1/3} = 1.09 \text{ \AA}^{-1}$ for ScGa_3 and 1.07 \AA^{-1} for LuGa_3 . The effective electron mass can then be determined as $m^* = \hbar^2 k_F^2 \gamma_n / \pi^2 n k_B^2 = 3.03m_0$ and $3.49m_0$ for ScGa_3 and LuGa_3 , respectively, where m_0 is the free electron mass. The London penetration depth is given as $\lambda_L(0) = (m^*/\mu_0 n e^2)^{1/2} = 59 \text{ nm}$ for ScGa_3 and 63 nm for LuGa_3 . The coherence length is then determined as $\xi = 0.18 \hbar k_F / k_B T_c m^* = 0.26 \mu\text{m}$ and $0.21 \mu\text{m}$ for ScGa_3 and LuGa_3 , respectively. The GL parameter $\kappa(0) = \lambda_L(0)/\xi(0)$ is thus 0.23 for ScGa_3 and 0.30 for LuGa_3 . This indicates that both compounds are type-I SCs, since $\kappa < 1/\sqrt{2}$. By comparison, MgB_2 is an example of a type-II SC and its $\kappa(0)$ is close to 26,²⁴ while $\kappa(0)$ for LaRhSi_3 , a reported type-I superconducting compound, is close to 0.25.¹⁴

IV. CONCLUSIONS

In summary, type-I superconductivity in ScGa_3 and LuGa_3 is reported, with the parameters characteristic of the superconducting state shown in Table I. The shape of the $M(H)$ isotherms (Fig. 3), field-induced second- to first-order phase transition in specific heat (Fig. 4), and low T_c , H_c , and κ values (Table I) suggest that ScGa_3 and LuGa_3 are both type-I superconducting compounds. This is reflected also in the H - T phase diagram (Fig. 6), where the symbols represent experimental points from $M(T)$ (squares), $M(H)$ (triangles), and C_p (circles). These data are in good agreement with the thermodynamic critical field H_c temperature dependence (solid lines). As suggested by the electronic properties,⁶ the superconducting parameters for the two compounds are very similar, as are their H - T phase diagrams. A careful analysis of the crystal structure on one hand and the thermodynamic and transport properties of the type-I superconducting compounds on the other hand may offer valuable insights into the rare occurrence of type-I superconductivity in binary or ternary systems. The relatively small electron-phonon coupling parameter $\lambda_{\text{el-ph}}$ indicates that both compounds are weakly coupled BCS SCs.

ACKNOWLEDGMENTS

This work was supported by NSF Grant No. DMR 0847681. We thank A. Marcinkova, M. Beasley, A. Nevidomskyy, R. Prozorov, and L. Zhao for useful discussions; J. Chan and G. McCandless for single-crystal x-ray diffraction experiments; and J. Wang for assistance with band structure calculations.

¹B. W. Roberts, *J. Phys. Chem. Ref. Data* **5**, 581 (1976).

²S. L. Kakani, *Material Science* (New Age International, New Delhi, 2006).

³B. T. Matthias, T. H. Geballe, S. Geller, and E. Corenzwit, *Phys. Rev.* **95**, 1435 (1954).

⁴B. T. Matthias, *Phys. Rev.* **89**, 884 (1953).

- ⁵V. A. Gasparov, N. S. Sidorov, I. I. Zver'kova, S. S. Khassanov, and M. P. Kulakov, *JETP Lett.* **73**, 532 (2001).
- ⁶V. B. Pluzhnikov, A. Czopnik, and I. V. Svechkarev, *Physica B* **212**, 375 (1995).
- ⁷<http://www.aflowlib.org/index.html>; S. Curtarolo, D. Morgan, K. Persson, J. Rodgers, and G. Ceder, *Phys. Rev. Lett.* **91**, 135503 (2003).
- ⁸E. E. Havinga, H. Damsma, and M. H. van Maaren, *J. Phys. Chem. Solids* **31**, 2653 (1970).
- ⁹Z. Kletowski, *Phys. Status Solidi* **108**, 363 (1988).
- ¹⁰Z. Kletowski, R. Fabrowski, P. Slawinski, and Z. Henkie, *J. Magn. Mater.* **166**, 361 (1997).
- ¹¹B. T. Matthias, *Phys. Rev.* **97**, 74 (1954).
- ¹²A. Aharoni, *J. Appl. Phys.* **83**, 3432 (1998).
- ¹³J. A. Osborn, *Phys. Rev.* **67**, 351 (1945).
- ¹⁴V. K. Anand, A. D. Hillier, D. T. Adroja, A. M. Strydom, H. Michor, K. A. McEwen, and B. D. Rainford, *Phys. Rev. B* **83**, 064522 (2011).
- ¹⁵S. Yonezawa and Y. Maeno, *Phys. Rev. B* **72**, 180504 (2005).
- ¹⁶M. I. Tsindlekht, G. I. Leviev, V. M. Genkin, I. Felner, Y. B. Paderno, and V. B. Filippov, *Phys. Rev. B* **73**, 104507 (2006).
- ¹⁷K. Wakui, S. Akutagawa, N. Kase, K. Kawashima, T. Muranaka, Y. Iwahori, J. Abe, and J. Akimitsu, *J. Phys. Soc. Jpn.* **78**, 034710 (2009).
- ¹⁸L. L. Zhao, S. Lausberg, H. Kim, M. A. Tanatar, M. Brando, R. Prozorov, and E. Morosan (submitted to *Phys. Rev. B*).
- ¹⁹We performed band structure calculations for ScGa₃ using the full-potential linearized augmented plane-wave method (FPLAPW), as implemented in the WIEN2K code. This gives the DOS(E_F) \approx 2 states/eV, from which it results that the electronic specific heat coefficient $\gamma_{\text{FPLAPW}} = 7.1$ mJ/mol K².
- ²⁰J. Bardeen, L. N. Cooper, and J. R. Schrieffer, *Phys. Rev.* **108**, 1175 (1957).
- ²¹W. L. McMillan, *Phys. Rev.* **167**, 331 (1968).
- ²²M. Tinkham, *Introduction to Superconductivity*, 2nd ed. (Dover, New York, 1996).
- ²³A. Bid, A. Bora, and A. K. Raychaudhuri, *Phys. Rev. B* **74**, 035426 (2006).
- ²⁴D. K. Finnemore, J. E. Ostenson, S. L. Budko, G. Lapertot, and P. C. Canfield, *Phys. Rev. Lett.* **86**, 2420 (2001).