

## **$\alpha$ -Sutte Indicator : Suatu Pendekan Baru dalam Peramalan Data**

**Ansari Saleh Ahmar<sup>1,2</sup>**

<sup>1</sup> Departement of Statistics, Faculty of Mathematics and Natural Sciences,  
Universitas Negeri Makassar, Indonesia, 90223

<sup>2</sup> Ahmar Institute, Indonesia, 90223

**$\alpha$ -Sutte Indicator ( $\alpha$ -Sutte)** merupakan pengembangan dari Sutte Indicator. Sutte Indicator dapat digunakan untuk memprediksi pergerakan saham. Sejalan dengan perkembangan ilmu pengetahuan, maka Sutte Indicator kemudian dikembangkan tidak hanya untuk memprediksi pergerakan saham tetapi juga dapat meramalkan data dalam bidang keuangan, asuransi, dan data time series lainnya. Pengembangan dari Sutte Indicator ini kemudian dikenal dengan nama  **$\alpha$ -Sutte Indicator ( $\alpha$ -Sutte)**.

**$\alpha$ -Sutte** dikembangkan menggunakan prinsip metode peramalan yaitu menggunakan data sebelumnya.  **$\alpha$ -Sutte** diadopsi dari metode moving average. Moving Average yang digunakan adalah Simple Moving Average-2 (SMA2). SMA2 ini digunakan untuk melihat trend data. Selain itu,  **$\alpha$ -Sutte** juga menggunakan 4 data sebelumnya ( $X_{t-1}$ ,  $X_{t-2}$ ,  $X_{t-3}$ , dan  $X_{t-4}$ ) dengan asumsi bahwa 4 data sebelumnya berpengaruh terhadap prediksi data berikutnya.

Adapun rumus dari  **$\alpha$ -Sutte** sebagai berikut :

$$a_t = \frac{\alpha \left( \frac{\Delta x}{\alpha + \delta} \right) + \beta \left( \frac{\Delta y}{\beta + \alpha} \right) + \gamma \left( \frac{\Delta z}{\gamma + \beta} \right)}{3}$$

dimana :

$$\delta = a_{t-4}$$

$$\alpha = a_{t-3}$$

$$\beta = a_{t-2}$$

$$\gamma = a_{t-1}$$

$$\Delta x = \alpha - \delta = a_{t-3} - a_{t-4}$$

$$\Delta y = \beta - \alpha = a_{t-2} - a_{t-3}$$

$$\Delta z = \gamma - \beta = a_{t-1} - a_{t-2}$$

$a_t$  = data pada waktu ke-t

$a_{t-k}$  = data pada waktu ke-(t - k)

Berikut hasil uji coba yang dilakukan dengan menggunakan  **$\alpha$ -Sutte**.

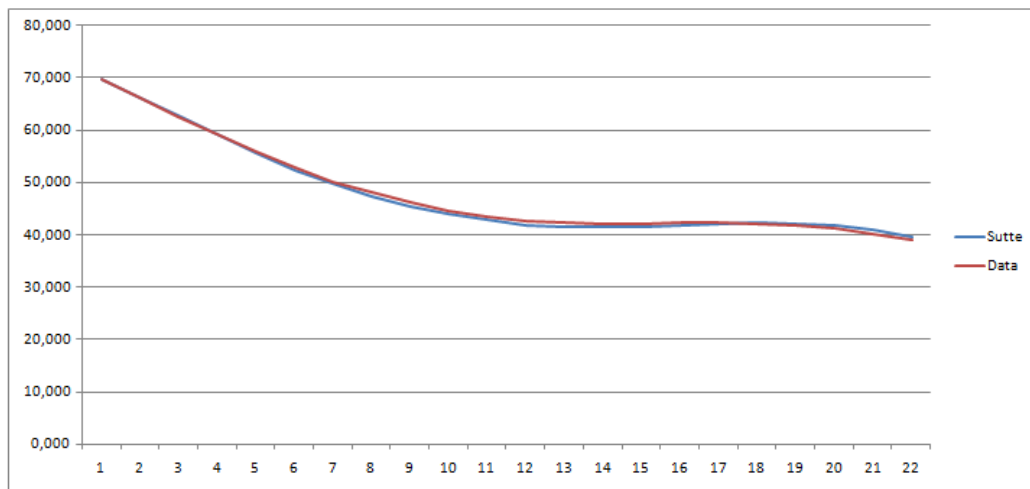
### 1. Peramalan Infant Mortality Rate in China:

FRED Graph Observations  
 Federal Reserve Economic Data  
 Link: <https://fred.stlouisfed.org>  
 Help: <https://fred.stlouisfed.org/help-faq>  
 Economic Research Division  
 Federal Reserve Bank of St. Louis

Source: <https://fred.stlouisfed.org/series/SPDYNIMRTINCHN>

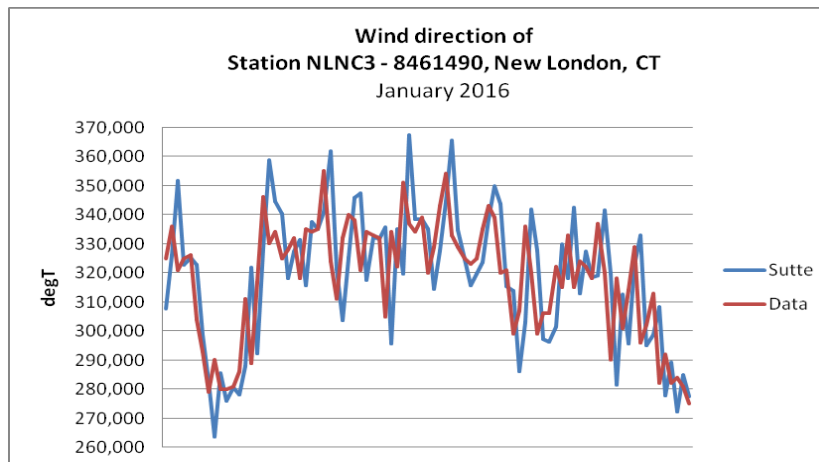
SPDYNIMRTINCHN Infant Mortality Rate for China, Number per 1,000 Live Births, Annual, Not Seasonally Adjusted

observation_date	SPDYNIMRTINCHN	Sutte	Data	Error
1969-01-01	84,1			
1970-01-01	80,4			
1971-01-01	76,8			
1972-01-01	73,3			
1973-01-01	69,7	69,782	69,700	0,08243
1974-01-01	66,2	66,218	66,200	0,01823
1975-01-01	62,6	62,754	62,600	0,15413
1976-01-01	59,1	59,127	59,100	0,02713
1977-01-01	55,8	55,664	55,800	0,13619
1978-01-01	52,9	52,432	52,900	0,46798
1979-01-01	50,2	49,758	50,200	0,4424
1980-01-01	48,0	47,314	48,000	0,68571
1981-01-01	46,1	45,466	46,100	0,63421
1982-01-01	44,6	43,886	44,600	0,71388
1983-01-01	43,4	42,771	43,400	0,62918
1984-01-01	42,6	41,893	42,600	0,70682
1985-01-01	42,2	41,450	42,200	0,75046
1986-01-01	42,0	41,409	42,000	0,59144
1987-01-01	42,0	41,537	42,000	0,4634



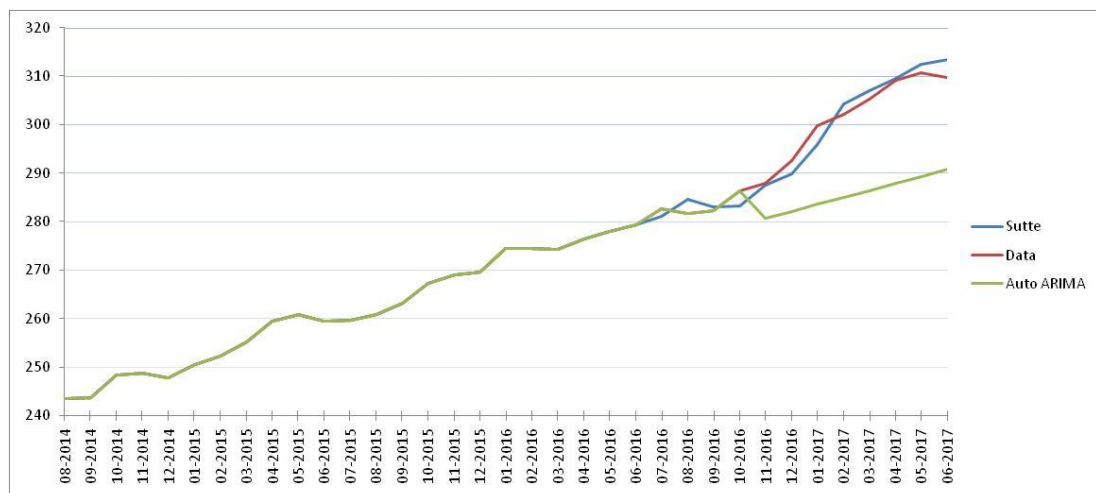
### 2. Peramalan Wind Direction of Station NLNC3-8461490 - New London

Hasil Peramalan Wind Direction of Station NLNC3-8461490 - New London



Sumber data: [http://www.ndbc.noaa.gov/station\\_history.php?station=NLNC3](http://www.ndbc.noaa.gov/station_history.php?station=NLNC3)

### 3. Hasil Permalan Data Consumer Price Index and Indices by Regions Turki



Hasil Perbandingan Peramalan  $\alpha$ -Sutte dengan Auto ARIMA (*Automatic ARIMA* modeling) yang dikembangkan oleh Hyndman-Khandakar

Date	Data	$\alpha$ -Sutte	Abs. Error	Auto ARIMA	Abs. Error
11-2016	287,81	287,5902	0,048306	280,6587	51,14109
12-2016	292,54	289,8378	7,302126	282,1555	107,8378
01-2017	299,74	295,9871	14,08412	283,5722	261,3978
02-2017	302,17	304,2533	4,340128	285,0079	294,5377
03-2017	305,24	307,002	3,104511	286,4435	353,3084
04-2017	309,23	309,511	0,078933	287,877	455,9506
05-2017	310,61	312,4104	3,241483	289,3115	453,6261
06-2017	309,78	313,4382	13,38218	290,7458	362,3008
		<b>MSE</b>	<b>5,697723</b>	<b>MSE</b>	<b>292,5125</b>

## References

- Ahmar, Ansari Saleh, Sutte Indicator (December 7, 2015). Available at SSRN: <https://ssrn.com/abstract=2846923> [Accessed April 14, 2016].
- Ahmar, A.S. 2016. Predicting Movement of Stock of Apple Inc. Using Sutte Indicator. Proceedings The 3rd AISTSSE Trends in Science and Science Education, 2016. Available at SSRN: <https://ssrn.com/abstract=2967947>
- Ahmar, A.S., 2017. Sutte Indicator: A Technical Indicator in Stock Market. *International Journal of Economics and Financial Issues*, 7(2).
- Ahmar, A. S. 2017. SuIndiWeb: a web-based platform of sutte indicator to predicting movement of stock. Available at: <http://eprints.unm.ac.id/2637/>
- Ahmar, A. S., Rahman, A., Arifin, A. N. M., & Ahmar, A. A. 2017. Predicting movement of stock of “Y” using Sutte indicator. *Cogent Economics & Finance*, 1347123.
- Ahmar, A. S. 2017. Sutte Indicator: an Approach to Predicting the Direction of Stock Market Movement. *Songklanakarin Journal of Science and Technology (SJST)*.

## Publication of Ansari Saleh Ahmar:

1. Ahmar, AS (2013). **Modifikasi CMS Template Lokomedia**. Yogyakarta: Garudhawaca.
2. Ahmar, A. S., Guritno, S., & Stats, M. (2013). *Pendeteksian dan Pengoreksian Data Yang Mengandung Additive Outlier (AO) pada Model ARIMA (p, d, q)* (Doctoral dissertation, [Yogyakarta]: Universitas Gadjah Mada).
3. Rahman, A., & Ahmar, A. S. (2016). Exploration of mathematics problem solving process based on the thinking level of students in junior high school. <http://files.eric.ed.gov/fulltext/EJ1115935.pdf>
4. Ahmar, A. S., Rahman, A., Arifin, A. N. M., & Ahmar, A. A. (2017). Predicting movement of stock of “Y” using Sutte indicator. *Cogent Economics & Finance*, 5(1), 1347123.
5. Ahmar, A. S. (2012). *Panduan Sistem Informasi Akademik Sekolah Berbasis Web*. Yogyakarta: Lokomedia.
6. AHMAR, A. S. (2017). Sutte Indicator: an Approach to Predicting the Direction of Stock Market Movement. *Songklanakarin Journal of Science and Technology (SJST)*.

7. Arsyad, M., Ihsan, N., Tiwow, V. A., & Ahmar, A. S. Model of Groundwater Flow Using Boltzmann Lattice-Gas Automation Method In Maros Karst Region, Indonesia. <http://www.drink-water-eng-sci-discuss.net/dwes-2016-9/dwes-2016-9.pdf>
8. Ahmar, A. S., & Rahman, A. (2017). Development of teaching material using an Android. [https://www.researchgate.net/profile/Ansari\\_Ahmar/publication/313861154\\_Development\\_of\\_teaching\\_material\\_using\\_an\\_Android/links/58ac050faca27206d9bf8439/Development-of-teaching-material-using-an-Android.pdf](https://www.researchgate.net/profile/Ansari_Ahmar/publication/313861154_Development_of_teaching_material_using_an_Android/links/58ac050faca27206d9bf8439/Development-of-teaching-material-using-an-Android.pdf)
9. Rahman, A., Ahmar, A. S., & Rusli, R. (2016). The Influence of Cooperative Learning Models on Learning Outcomes Based on Students' Learning Styles.
10. Ahmar, A. S. (2016). Predicting Movement of Stock of Apple Inc. using Sutte Indicator. <https://ssrn.com/abstract=2967947>
11. Rahman, A., & Ahmar, A. S. (2016). IT-Based Tools for Development of Teaching Materials. <https://ssrn.com/abstract=2967949>
12. Ahmar, A. S. (2015). Sutte Indicator. <https://ssrn.com/abstract=2846923>
13. Ahmar, A. S. (2017). Sutte Indicator: A Technical Indicator in Stock Market. <https://ssrn.com/abstract=2924309>
14. Rahman, A., & Ahmar, A. S. (2017). Educational Process: International Journal.
15. Ahmar, A. S., Rusli, R., & Rahman, A. (2017). Steps in Designing Queue and Interview Process using Information System: A Case of Re-registration of New Students in Universitas Negeri Makassar. *Jurnal Internasional*, 9(1), 52-57.
16. Rahman, A., & Ahmar, A. S. (2017). Relationship between learning styles and learning achievement in mathematics based on genders.
17. Mulbar, U., Rahman, A., & Ahmar, A. S. (2017). Analysis of the ability in mathematical problem-solving based on SOLO taxonomy and cognitive style.
18. Arsyad, N., Rahman, A., & Ahmar, A. S. (2017). Developing a self-learning model based on open-ended questions to increase the students' creativity in calculus. *Global Journal of Engineering Education*, 9(2), 143-147.
19. AHMAR, A. S. (2017). SuIndiWeb: a web-based platform of sutte indicator to predicting movement of stock.
20. Ahmar, A. S. Panduan eLearning untuk Mahasiswa.
21. Ahmar, A. S. Tutorial Citation and Reference Manager dengan Mendeley. -.