



Wang, Y., Noble, A., Sandford, C., & Aggarwal, V. K. (2017).
Enantiospecific Trifluoromethyl-Radical-Induced Three-Component
Coupling of Boronic Esters with Furans. *Angewandte Chemie - International
Edition*, 56(7), 1810-1814. <https://doi.org/10.1002/anie.201611058>

Publisher's PDF, also known as Version of record

License (if available):
CC BY

Link to published version (if available):
[10.1002/anie.201611058](https://doi.org/10.1002/anie.201611058)

[Link to publication record in Explore Bristol Research](#)
PDF-document

This is the final published version of the article (version of record). It first appeared online via Wiley at <https://doi.org/10.1002/anie.201611058>. Please refer to any applicable terms of use of the publisher.

University of Bristol - Explore Bristol Research

General rights

This document is made available in accordance with publisher policies. Please cite only the published version using the reference above. Full terms of use are available:
<http://www.bristol.ac.uk/pure/about/ebr-terms>

Cross-Coupling

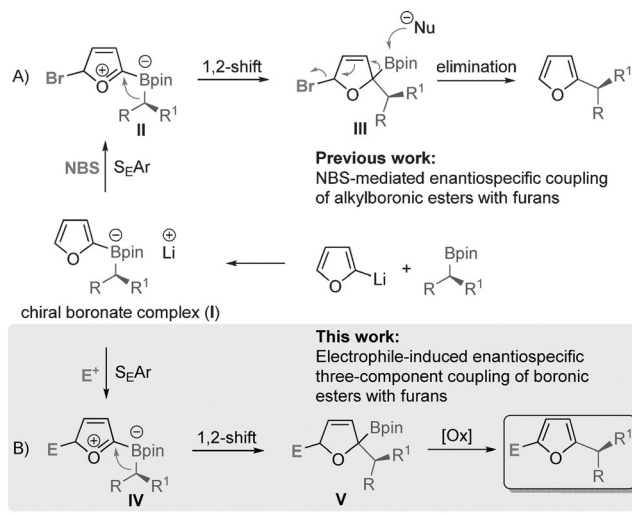
International Edition: DOI: 10.1002/anie.201611058
German Edition: DOI: 10.1002/ange.201611058

Enantiospecific Trifluoromethyl-Radical-Induced Three-Component Coupling of Boronic Esters with Furans

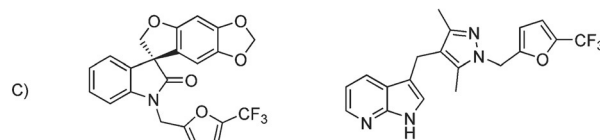
Yahui Wang, Adam Noble, Christopher Sandford, and Varinder K. Aggarwal*

Abstract: In the presence of trifluoromethylsulfonium reagents, boronate complexes derived from 2-lithio furan and non-racemic secondary and tertiary alkyl or aryl boronic esters undergo deborylative three-component coupling to give the corresponding 2,5-disubstituted furans with excellent levels of enantiospecificity. The process proceeds via the reaction of boronate complexes with a trifluoromethyl radical, which triggers 1,2-metallate rearrangement upon single-electron oxidation. Alternative electrophiles can also be used in place of trifluoromethylsulfonium reagents to effect similar three-component coupling reactions.

Transition-metal-catalyzed stereoselective sp^2 - sp^3 cross-coupling reactions of secondary alkyl organoboron reagents with aryl halides attract considerable interest owing to the importance of populating drug-discovery libraries with molecules containing 3D structural motifs.^[1] However, the slow rates of both the transmetalation and the reductive elimination steps associated with these types of cross-coupling reactions have hindered progress. Although several advances have been charted in this challenging area,^[2] we recently developed a conceptually different, transition-metal-free cross-coupling reaction,^[3] which enables the stereospecific coupling of non-racemic secondary and tertiary alkylboronic esters^[4,5] with a wide range of aryl lithium reagents (Scheme 1A). The reaction involves initial formation of aryl boronate **I** through Li–B exchange of an aryl lithium and an alkylboronic ester.^[6] Subsequent addition of an electrophilic halogenating agent (NBS = *N*-bromosuccinimide) to **I** forms oxocarbenium **II** (structure drawn for clarity although a concerted mechanism has been proposed),^[3b] which promotes a 1,2-metallate rearrangement giving the neutral boronic ester **III**. Finally, rearomatization-driven elimination of the halide and the boronic ester group generates the substituted aryl product. We reasoned that this useful methodology could be substantially expanded by using carbon-based electrophiles in place of halogenating agents, as then the intermediate akin to boronic ester **III** (boronic ester **V**, Scheme 1B) would not undergo elimination, thus enabling not one, but two C–C bonds to be formed in the process. Subsequent oxidative rearomatization would lead to high-value aromatic products derived from three components.



Drug candidates for treating postherpetic neuralgia:



Scheme 1. Electrophile-induced enantiospecific three-component coupling of boronic esters with furans.

We initially considered using trifluoromethyl-based electrophiles because this group has found widespread utility in pharmaceuticals, endowing molecules with more attractive levels of bioavailability and membrane permeability relative to the hydrocarbon-based parent compounds.^[7] Indeed, new methods to introduce the trifluoromethyl group have received considerable attention in recent years.^[8] We recognized the potential application of electrophilic trifluoromethylation^[9] in our proposed three-component coupling reaction, which would provide access to enantioenriched trifluoromethylated furans, a motif that has been incorporated into potential drug candidates targeting the treatment of postherpetic neuralgia (Scheme 1C).^[10]

We began by investigating a range of commercially available trifluoromethylating agents and found that trifluoromethylidibenzothiophenium salt **A** (Umemoto's reagent) was optimum.^[11,12] Thus, reaction of **A** with the boronate complex generated from furan-2-yl lithium and cyclohexylboronic ester **1a** gave the desired product **2a** (ca. 1:1 d.r.) in 60% yield (Table 1, entry 1). A solvent exchange from THF to MeCN proved essential as only a trace amount of **2a** was observed when the reaction was run in neat THF

*] Dr. Y. Wang, Dr. A. Noble, C. Sandford, Prof. Dr. V. K. Aggarwal
School of Chemistry, University of Bristol
Cantock's Close, Bristol, BS8 1TS (UK)
E-mail: v.aggarwal@bristol.ac.uk

Supporting information and the ORCID identification number(s) for the author(s) of this article can be found under <http://dx.doi.org/10.1002/anie.201611058>.

Table 1: Optimization of reaction conditions for generating **2a**.

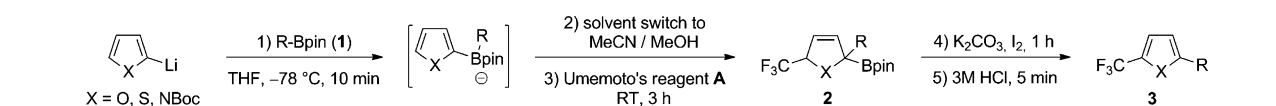
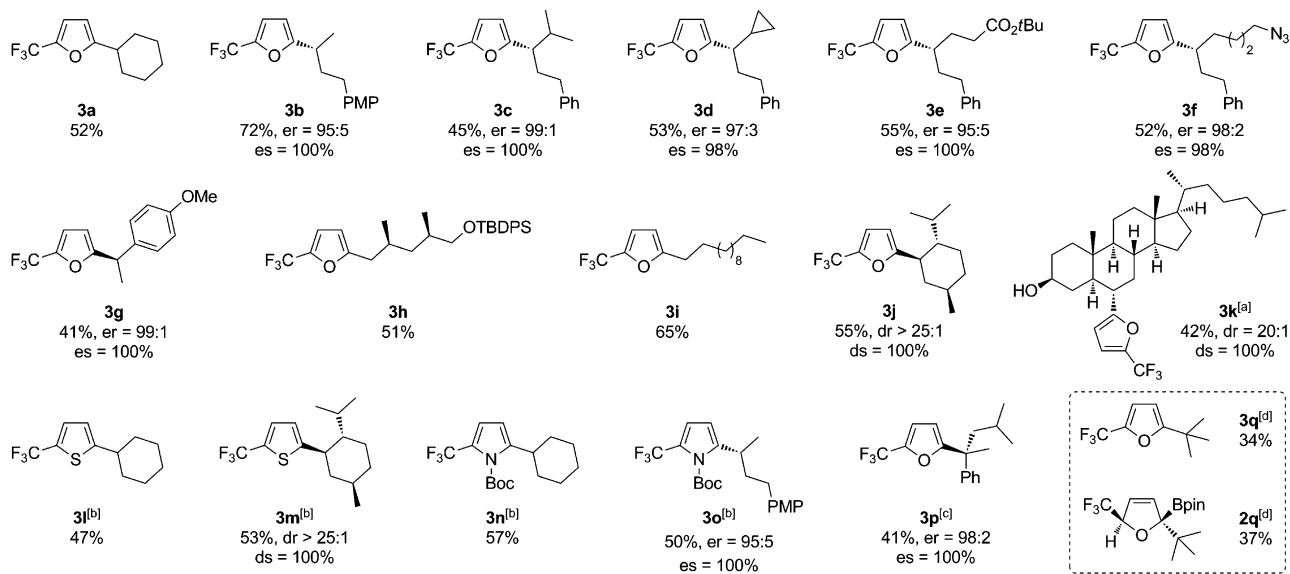
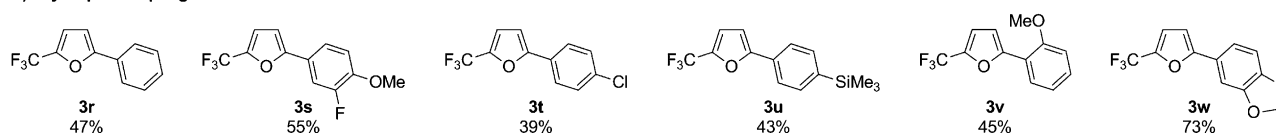
Entry ^[a]	Solvent for step 2	<i>t</i> [h]	Yield [%] ^[b]	2a/1a ^[c]
1	MeCN	1	60	56:44
2	THF	1	trace	9:91
3	DMSO	1	56	56:44
4	DMF	1	57	63:37
5	MeOH	1	17	85:15
6	MeOH	12	45	86:14
7	MeCN/MeOH (3:1)	3	49	64:36
8	MeCN/MeOH (1:1)	3	77	93:7
9	MeCN/MeOH (1:3)	3	61	92:8

[a] Reactions were conducted using furan-2-ylithium (0.4 mmol), **1a** (0.3 mmol) in 1.0 mL THF. After solvent switch (2 mL), CF₃ reagent (0.4 mmol) was added. [b] Yield determined by ¹⁹F NMR analysis of the crude reaction mixture using Ph-CF₃ as an internal standard. [c] Ratio determined by GC-MS analysis of the crude reaction mixture.

(entry 2). Exploration of other solvents and solvent mixtures (entries 3–9) revealed that MeCN/MeOH (1:1; entry 8) was optimal, providing the desired product in 77% yield.

With an efficient process for generating intermediate **2a** established, we investigated the oxidation of the boronic ester group (C-Bpin to C-OH) to allow rearomatization through dehydration. Unfortunately, standard oxidation conditions, such as H₂O₂/NaOH, Oxone, or NaBO₃, led to a complex mixture of products devoid of the desired furan product. We reasoned that the cyclic hemiacetal formed under these basic conditions would be in equilibrium with the corresponding acyclic hemiketal, which, owing to the presence of the electron-withdrawing CF₃ group, may undergo side reactions. Fortunately, the use of iodine and K₂CO₃ was found to cleanly oxidize the intermediate to afford the desired furan product.

Using the optimized conditions, a variety of enantio-enriched secondary boronic esters **1** were transformed into the corresponding trifluoromethyl-substituted furan derivatives **3** in moderate to good yields (Scheme 2 A). Secondary boronic esters bearing sterically hindered alkyl groups and cyclopropyl, azide, silyl ether, *t*Bu ester, and benzyl functional groups underwent coupling with essentially complete enan-

**A) Alkyl-Bpin Couplings:****B) Aryl-Bpin Couplings:**

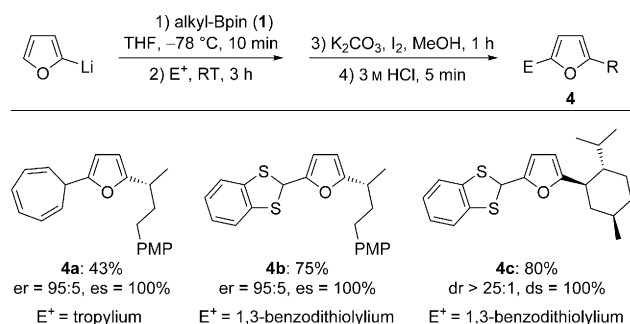
Scheme 2. Scope of the three-component trifluoromethylative coupling of boronic esters with furans, thiophenes, and pyrroles. Reactions were carried out with **1** (0.3 mmol), aryllithium (0.4 mmol), Umemoto's reagent **A** (0.4 mmol), K₂CO₃ (0.9 mmol) and I₂ (0.4 mmol) in 2 mL MeCN/MeOH (1:1). [a] TBS group on alcohol was removed under the reaction conditions. [b] DMF was used as solvent in place of MeCN/MeOH. [c] Conditions for oxidation: Cu(OAc)₂ (0.6 mmol), TBAF (0.6 mmol), 4-*tert*-butylcatechol (1.2 mmol), 80 °C, 4 h. [d] Yield determined by ¹⁹F NMR analysis of the crude reaction mixture using Ph-CF₃ as an internal standard. PMP = *para*-methoxyphenyl; TBDPS = *tert*-butyldiphenylsilyl; TBS = *tert*-butyldimethylsilyl; TBAF = tetra-*n*-butylammonium fluoride.

tiospecificity (**3b–3g**). Primary boronic esters **1h** and **1i** also coupled smoothly. In addition, hindered natural-product-derived boronic esters **1j** (from menthol) and **1k** (from cholesterol) coupled to give the corresponding furans in moderate yield and with complete diastereospecificity (ds). Furthermore, this three component coupling is not limited to the use of furan-2-yllithium, as demonstrated by the use of lithiated thiophene and *N*-Boc-pyrrole, which coupled to give 2,5-disubstituted 5-membered heterocycles **3l–3o**. Unfortunately, application of electron-rich six-membered aryllithium species, such as 3-lithioanisole,^[3] failed to generate the corresponding trifluoromethylated intermediate.^[12]

The coupling of tertiary boronic ester **1p** proved to be more challenging, the increased steric hindrance imposing a negative effect on the final oxidation step. Specifically, only one of the two diastereomers of **2p** was converted into furan product **3p** (32% yield from RBpin) under the standard reaction conditions. We therefore investigated alternative oxidants and found that Cu(OAc)₂ was able to oxidize both diastereomers of **2p** and gave the product **3p** in an improved yield (41%).^[13] The contrasting behavior of the two diastereomers warranted further investigation, which was conducted with the achiral *tert*-butyl-Bpin. As before, one diastereomer was rapidly oxidized to the desired product **3q** leaving behind the unreactive diastereomer **2q**, which was fully characterized. We believe that **2q** is particularly slow to react with oxidants/electrophiles because both faces of the alkene are especially hindered: the top face by both the CF₃ and Bpin groups and the bottom face by the tertiary alkyl group.

Because trifluoromethyl-containing biaryl compounds remain to be attractive target molecules, we investigated the three-component coupling reaction involving arylboronic esters. Pleasingly, a variety of arylboronic esters, including a sterically hindered *ortho*-substituted substrate, coupled to give the corresponding furans **3r–3w** in moderate to good yields (Scheme 2B).

In addition to electrophilic trifluoromethylation reagents, we found that other electrophiles can also be applied in the three-component coupling reaction (Scheme 3). For example, the addition of the tropylium cation to a boronate complex led to an enantiospecific transformation into the desired 7-furanyl cycloheptatriene derivative **4a**, a member of a class of



Scheme 3. Alternative electrophiles. Reactions were carried out with **1** (0.3 mmol), furan-2-yllithium (0.4 mmol), electrophile (0.4 mmol), K₂CO₃ (0.9 mmol) and I₂ (0.4 mmol) in 2 mL THF. PMP = *para*-methoxyphenyl.

compounds that have recently found new applications in the generation of gold carbenes.^[14] Additionally, treatment of boronate complexes with 1,3-benzodithiolylium tetrafluoroborate gave the desired adducts in good yields (**4b** and **4c**).

We were interested in shedding light on the mechanism of the three-component trifluoromethylation reaction. Since both polar and radical mechanisms for electrophilic trifluoromethylation have been proposed previously, we used electron paramagnetic resonance (EPR) spectroscopy to identify whether the CF₃ radical was being generated in our reaction. This was achieved by performing our standard trifluoromethylation reaction in the presence of two equivalents of the spin trap *N*-*tert*-butyl- α -phenylnitrone (PBN, **5**). The EPR spectrum of the resulting mixture shows the formation of CF₃-PBN spin trap **6** (Figure 1), demonstrating

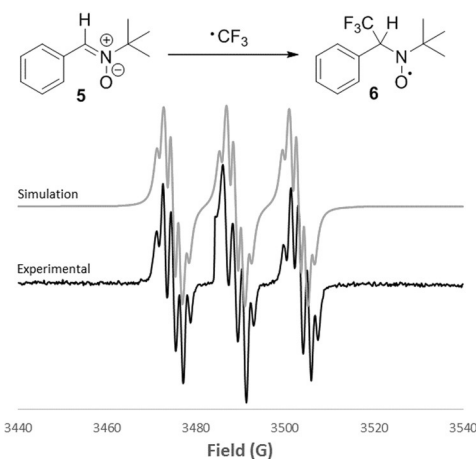
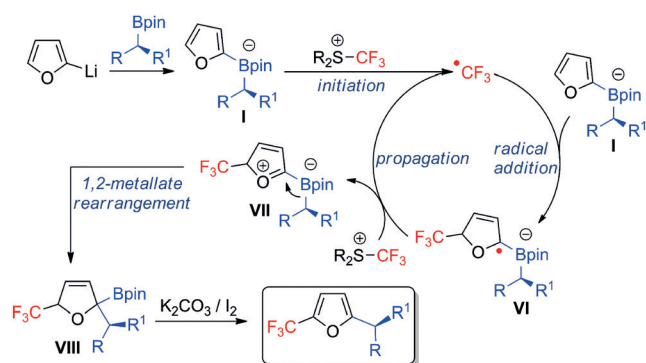


Figure 1. X-band EPR spectrum obtained in the reaction of boronate complex derived from **1a** with Umemoto's reagent **A** in the presence of PBN **5** (2 equiv) in DMF at 298 K. $g = 2.0044$, $a_N = 1.411$ mT, $a_H = 0.1664$ mT, $a_F = 0.1781$ mT.

the generation of the trifluoromethyl radical under the reaction conditions.^[15] Control experiments confirmed that the CF₃ radical was only formed in the presence of both the trifluoromethylating reagent **A** and the boronate complex.^[12] Furthermore, the yield of intermediate **2a** formed in the presence of PBN was reduced to 9%, suggesting that the CF₃ radical reacts more rapidly with PBN than with boronate complex **I**.

Based on these results, we propose the mechanism shown in Scheme 4. First, furan-2-yllithium reacts with the enantioenriched alkylboronic ester to form boronate complex **I**, which then undergoes single-electron transfer (SET) with the electrophilic trifluoromethylating reagent to give the trifluoromethyl radical (initiation).^[16] This highly reactive electrophilic radical reacts with electron-rich boronate complex **I** to give intermediate **VI**. Oxidation of intermediate **VI** by the trifluoromethylating reagent affords transient species **VII**, whilst also regenerating the trifluoromethyl radical (propagation). Species **VII** undergoes a 1,2-metallate rearrangement to give boronic ester **VIII**. It is likely that oxidation of intermediate **VI** leads directly to boronic ester **VIII** but species **VII** is drawn for clarification.^[3b] Under oxidative



Scheme 4. Proposed mechanism for CF_3 radical-induced three-component coupling of boronic esters with furans.

conditions (K_2CO_3 , I_2), rearomatization occurs to form the final three-component-coupled products with complete enantiospecificity. While the EPR studies suggest this SET mechanism is operative in the case of the trifluoromethylation-mediated coupling reactions, further studies are required to determine whether the electrophiles shown in Scheme 3 proceed via a similar SET mechanism or an alternative two-electron process.

In summary, we report a trifluoromethyl radical-induced three-component coupling of furans with enantioenriched secondary and tertiary alkyl and aryl boronic esters with essentially complete enantiospecificity. Mechanistic studies demonstrated that a radical pathway (SET initiation) is operative under the reaction conditions. In addition to the incorporation of the important trifluoromethyl group, other cationic electrophiles can also be applied, significantly expanding the methodology.

Acknowledgements

We acknowledge financial support from Horizon 2020's Marie Skłodowska-Curie (EMTECS/652890), EPSRC (EP/I038071/1) and the University of Bristol. We thank Dr. Simon Hall and Jason Potticary for help with EPR investigations.

Conflict of interest

The authors declare no conflict of interest.

Keywords: boronic esters · cross-coupling · furans · stereospecificity · trifluoromethylation

How to cite: *Angew. Chem. Int. Ed.* **2017**, *56*, 1810–1814
Angew. Chem. **2017**, *129*, 1836–1840

- [1] a) F. Lovering, J. Bikker, C. Humblet, *J. Med. Chem.* **2009**, *52*, 6752–6756; b) F. Lovering, *MedChemComm* **2013**, *4*, 515–519.
[2] a) D. Imao, B. W. Glasspoole, V. S. Laberge, C. M. Crudden, *J. Am. Chem. Soc.* **2009**, *131*, 5024–5025; b) D. L. Sandrock, L. Jean-Gérard, C. Chen, S. D. Dreher, G. A. Molander, *J. Am. Chem. Soc.* **2010**, *132*, 17108–17110; c) T. Awano, T. Ohmura, M. Sugimoto, *J. Am. Chem. Soc.* **2011**, *133*, 20738–20741;

- d) J. C. H. Lee, R. McDonald, D. G. Hall, *Nat. Chem.* **2011**, *3*, 894–899; e) G. A. Molander, S. R. Wisniewski, *J. Am. Chem. Soc.* **2012**, *134*, 16856–16868; f) L. Li, S. Zhao, A. Joshi-Pangu, M. Diane, M. R. Biscoe, *J. Am. Chem. Soc.* **2014**, *136*, 14027–14030; g) J. C. Tellis, D. N. Primer, G. A. Molander, *Science* **2014**, *345*, 433–436; h) C. Sun, B. Potter, J. P. Morken, *J. Am. Chem. Soc.* **2014**, *136*, 6534–6537; i) S. C. Matthew, B. W. Glasspoole, P. Eisenberger, C. M. Crudden, *J. Am. Chem. Soc.* **2014**, *136*, 5828–5831; j) Y. Lou, P. Cao, T. Jia, Y. Zhang, M. Wang, J. Liao, *Angew. Chem. Int. Ed.* **2015**, *54*, 12134–12138; *Angew. Chem.* **2015**, *127*, 12302–12306.
[3] a) A. Bonet, M. Odachowski, D. Leonori, S. Essafi, V. K. Aggarwal, *Nat. Chem.* **2014**, *6*, 584–589; b) M. Odachowski, A. Bonet, S. Essafi, P. Conti-Ramsden, J. N. Harvey, D. Leonori, V. K. Aggarwal, *J. Am. Chem. Soc.* **2016**, *138*, 9521–9532; c) J. Llaveria, D. Leonori, V. K. Aggarwal, *J. Am. Chem. Soc.* **2015**, *137*, 10958–10961.
[4] For a review on enantioselective synthesis of alkylboronic esters, see: a) D. G. Hall, J. C. H. Lee, J. Ding, *Pure Appl. Chem.* **2012**, *84*, 2263–2277; for selected other examples, see: b) J.-E. Lee, J. Yun, *Angew. Chem. Int. Ed.* **2008**, *47*, 145–147; *Angew. Chem.* **2008**, *120*, 151–153; c) D. Noh, S. K. Yoon, J. Won, J. Y. Lee, J. Yun, *Chem. Asian J.* **2011**, *6*, 1967–1969; d) K. Toribatake, H. Nishiyama, *Angew. Chem. Int. Ed.* **2013**, *52*, 11011–11015; *Angew. Chem.* **2013**, *125*, 11217–11221; e) J. R. Coombs, F. Haefner, L. T. Kliman, J. P. Morken, *J. Am. Chem. Soc.* **2013**, *135*, 11222–11231; f) S. N. Mlynarski, C. H. Schuster, J. P. Morken, *Nature* **2014**, *505*, 386–390; g) Y. Xi, J. F. Hartwig, *J. Am. Chem. Soc.* **2016**, *138*, 6703–6706.
[5] For syntheses of secondary boronic esters, see: a) J. L. Stymiest, G. Dutheuil, A. Mahmood, V. K. Aggarwal, *Angew. Chem. Int. Ed.* **2007**, *46*, 7491–7494; *Angew. Chem.* **2007**, *119*, 7635–7638; b) M. P. Webster, B. M. Partridge, V. K. Aggarwal, *Org. Synth.* **2011**, *88*, 247–259; c) R. Larouche-Gauthier, C. J. Fletcher, I. Couto, V. K. Aggarwal, *Chem. Commun.* **2011**, *47*, 12592–12594; for syntheses of tertiary boronic esters, see: d) J. L. Stymiest, V. Bagutski, R. M. French, V. K. Aggarwal, *Nature* **2008**, *456*, 778–782; e) V. Bagutski, R. M. French, V. K. Aggarwal, *Angew. Chem. Int. Ed.* **2010**, *49*, 5142–5145; *Angew. Chem.* **2010**, *122*, 5268–5271; f) A. P. Pulis, V. K. Aggarwal, *J. Am. Chem. Soc.* **2012**, *134*, 7570–7574; g) A. P. Pulis, D. J. Blair, E. Torres, V. K. Aggarwal, *J. Am. Chem. Soc.* **2013**, *135*, 16054–16057; for a review, see: h) D. Leonori, V. K. Aggarwal, *Acc. Chem. Res.* **2014**, *47*, 3174–3183.
[6] For recent applications of boronate complexes: a) C. Sandford, R. Rasappan, V. K. Aggarwal, *J. Am. Chem. Soc.* **2015**, *137*, 10100–10103; b) S. Panda, A. Coffin, Q. N. Nguyen, D. J. Tantillo, J. M. Ready, *Angew. Chem. Int. Ed.* **2016**, *55*, 2205–2209; *Angew. Chem.* **2016**, *128*, 2245–2249; c) Y. Wang, A. Noble, E. L. Myers, V. K. Aggarwal, *Angew. Chem. Int. Ed.* **2016**, *55*, 4270–4274; *Angew. Chem.* **2016**, *128*, 4342–4346; d) L. Zhang, G. J. Lovinger, E. K. Edelstein, A. A. Szymaniak, M. P. Chierchia, J. P. Morken, *Science* **2016**, *351*, 70–74.
[7] For reviews: a) K. Müller, C. Faeh, F. Diederich, *Science* **2007**, *317*, 1881–1886; b) S. Purser, P. R. Moore, S. Swallow, V. Gouverneur, *Chem. Soc. Rev.* **2008**, *37*, 320–330; c) T. Liang, C. N. Neumann, T. Ritter, *Angew. Chem. Int. Ed.* **2013**, *52*, 8214–8264; *Angew. Chem.* **2013**, *125*, 8372–8423.
[8] For reviews: a) J. Nie, H.-J. Guo, D. Cahard, J.-A. Ma, *Chem. Rev.* **2011**, *111*, 455–529; b) C. K. Prier, D. A. Rankic, D. W. C. MacMillan, *Chem. Rev.* **2013**, *113*, 5322–5363; c) S. Barata-Vallejo, B. Lantaño, A. Postigo, *Chem. Eur. J.* **2014**, *20*, 16806–16829; d) C. Zhang, *Org. Biomol. Chem.* **2014**, *12*, 6580–6589; e) J. Xu, X. Liu, Y. Fu, *Tetrahedron Lett.* **2014**, *55*, 585–594; f) J. Charpentier, N. Früh, A. Togni, *Chem. Rev.* **2015**, *115*, 650–682; g) T. Koike, M. Akita, *Acc. Chem. Res.* **2016**, *49*, 1937–1945; for selected recent examples: h) E. J. Cho, T. D. Senecal, T. Kinzel,

- Y. Zhang, D. A. Watson, S. L. Buchwald, *Science* **2010**, 328, 1679–1681; i) D. A. Nagib, D. W. C. MacMillan, *Nature* **2011**, 480, 224–228; j) C.-P. Zhang, Z.-L. Wang, Q.-Y. Chen, C.-T. Zhang, Y.-C. Gu, J.-C. Xiao, *Angew. Chem. Int. Ed.* **2011**, 50, 1896–1900; *Angew. Chem.* **2011**, 123, 1936–1940; k) Y. Fujiwara, J. A. Dixon, F. O'Hara, E. D. Funder, D. D. Dixon, R. A. Rodriguez, R. D. Baxter, B. Herlé, N. Sach, M. R. Collins, Y. Ishihara, P. S. Baran, *Nature* **2012**, 492, 95–100; l) M. Pesset, D. Oehlrich, F. Rombouts, G. A. Molander, *J. Org. Chem.* **2013**, 78, 12837–12843; m) S. Seo, J. B. Taylor, M. F. Greaney, *Chem. Commun.* **2013**, 49, 6385–6387; n) J. W. Beatty, J. J. Douglas, K. P. Cole, C. R. J. Stephenson, *Nat. Commun.* **2015**, 6, 7919–7925; o) B. L. Tóth, S. Kovács, G. Sályi, Z. Novák, *Angew. Chem. Int. Ed.* **2016**, 55, 1988–1992; *Angew. Chem.* **2016**, 128, 2028–2032; p) L. Li, X. Mu, W. Liu, Y. Wang, Z. Mi, C.-J. Li, *J. Am. Chem. Soc.* **2016**, 138, 5809–5812.
- [9] For addition of CF₃ radicals to vinylboronic esters and vinylboronates: a) Y. Yasu, T. Koike, M. Akita, *Chem. Commun.* **2013**, 49, 2037–2039; b) W.-X. Lv, Y.-F. Zeng, Q. Li, Y. Chen, D.-H. Tan, L. Yang, H. Wang, *Angew. Chem. Int. Ed.* **2016**, 55, 10069–10073; *Angew. Chem.* **2016**, 128, 10223–10227; for trifluoromethylation of alkylboronic acids: c) J. Xu, B. Xiao, C.-Q. Xie, D.-F. Luo, L. Liu, Y. Fu, *Angew. Chem. Int. Ed.* **2012**, 51, 12551–12554; *Angew. Chem.* **2012**, 124, 12719–12722.
- [10] a) M. Fetell, R. Malamut, M. J. Lamson, O. Spiegelstein, Y. P. Goldberg, N. A. Price, WO 2016/127068 A1, **2016**; b) C. Zhang, J. Zhang, P. N. Ibrahim, D. R. Artis, R. Bremer, G. Wu, H. Zhu, M. Nespi, WO 2008/63888, **2008**.
- [11] For an energetic guide for estimating reactivity of trifluoromethylating reagents: M. Li, X.-S. Xue, J. Guo, Y. Wang, J.-P. Cheng, *J. Org. Chem.* **2016**, 81, 3119–3126.
- [12] See Supporting Information for details.
- [13] For related oxidation from alkylboronic esters: a) G. Villa, G. Povie, P. Renaud, *J. Am. Chem. Soc.* **2011**, 133, 5913–5920; b) R. Rasappan, V. K. Aggarwal, *Nat. Chem.* **2014**, 8, 810–814.
- [14] a) Y. Wang, P. R. McGonigal, B. Herlé, M. Besora, A. M. Echavarren, *J. Am. Chem. Soc.* **2014**, 136, 801–809; b) Y. Wang, M. E. Muratore, Z. Rong, A. M. Echavarren, *Angew. Chem. Int. Ed.* **2014**, 53, 14022–14026; *Angew. Chem.* **2014**, 126, 14246–14250.
- [15] For literature examples of the CF₃-PBN spin trap: a) L. V. Okhlobystina, T. I. Cherkasova, V. A. Tyurikov, *Russ. Chem. Bull.* **1979**, 28, 2036–2043; b) S. Cai, C. Chen, Z. Sun, C. Xi, *Chem. Commun.* **2013**, 49, 4552–4554; for simulation conducted using EasySpin: c) S. Stoll, A. Schweiger, *J. Magn. Reson.* **2006**, 178, 42–55.
- [16] For examples of SET initiation of trifluoromethylating reagents: a) P. Yu, S.-C. Zheng, N.-Y. Yang, B. Tan, X.-Y. Liu, *Angew. Chem. Int. Ed.* **2015**, 54, 4041–4045; *Angew. Chem.* **2015**, 127, 4113–4117; b) Y. Cheng, X. Yuan, J. Ma, S. Yu, *Chem. Eur. J.* **2015**, 21, 8355–8359; c) Y. Cheng, S. Yu, *Org. Lett.* **2016**, 18, 2962–2965; d) M. L. Spell, K. Deveaux, C. G. Bresnahan, B. L. Bernard, W. Sheffield, R. Kumar, J. R. Ragains, *Angew. Chem. Int. Ed.* **2016**, 55, 6515–6519; *Angew. Chem.* **2016**, 128, 6625–6629; e) L. Huang, L. Ye, X.-H. Li, Z.-L. Li, J.-S. Lin, X.-Y. Liu, *Org. Lett.* **2016**, 18, 5284–5287; f) P. Ricci, T. Khotavivattana, L. Pfeifer, M. Médebielle, J. R. Morphy, V. Gouverneur, *Chem. Sci.* **2017**, DOI: 10.1039/C6SC02790C; for a discussion of aromatic reactivity: g) J. J. Brown, S. L. Cockroft, *Chem. Sci.* **2013**, 4, 1772–1780.

Manuscript received: November 11, 2016

Final Article published: January 18, 2017