



The University of
Nottingham

UNITED KINGDOM · CHINA · MALAYSIA

Cleaves, Peter A. and King, David M. and Kefalidis, Christos E. and Maron, Laurent and Tuna, Floriana and McInnes, Eric J.L. and McMaster, Jonathan and Lewis, William and Blake, Alexander J. and Liddle, Stephen T. (2014) Two-electron reductive carbonylation of terminal uranium(V) and uranium(VI) nitrides to cyanate by carbon monoxide. *Angewandte Chemie International Edition*, 53 (39). pp. 10412-10415. ISSN 1521-3773

Access from the University of Nottingham repository:

http://eprints.nottingham.ac.uk/46634/1/Cleaves_et_al-2014-Angewandte_Chemie_International_Edition.pdf

Copyright and reuse:

The Nottingham ePrints service makes this work by researchers of the University of Nottingham available open access under the following conditions.

This article is made available under the Creative Commons Attribution licence and may be reused according to the conditions of the licence. For more details see: <http://creativecommons.org/licenses/by/2.5/>

A note on versions:

The version presented here may differ from the published version or from the version of record. If you wish to cite this item you are advised to consult the publisher's version. Please see the repository url above for details on accessing the published version and note that access may require a subscription.

For more information, please contact eprints@nottingham.ac.uk

Two-Electron Reductive Carbonylation of Terminal Uranium(V) and Uranium(VI) Nitrides to Cyanate by Carbon Monoxide**

Peter A. Cleaves, David M. King, Christos E. Kefalidis, Laurent Maron,* Floriana Tuna, Eric J. L. McInnes, Jonathan McMaster, William Lewis, Alexander J. Blake, and Stephen T. Liddle*

Abstract: Two-electron reductive carbonylation of the uranium(VI) nitride $[U(\text{Tren}^{\text{TIPS}})(\text{N})]$ (**2**, $\text{Tren}^{\text{TIPS}} = \text{N}(\text{CH}_2\text{CH}_2\text{NSiPr}_3)_3$) with CO gave the uranium(IV) cyanate $[U(\text{Tren}^{\text{TIPS}})(\text{NCO})]$ (**3**). KC_8 reduction of **3** resulted in cyanate dissociation to give $[U(\text{Tren}^{\text{TIPS}})]$ (**4**) and KNCO , or cyanate retention in $[U(\text{Tren}^{\text{TIPS}})(\text{NCO})][\text{K}(\text{B15C5})_2]$ (**5**, $\text{B15C5} = \text{benzo-15-crown-5 ether}$) with B15C5 . Complexes **5** and **4** and KNCO were also prepared from CO and the uranium(V) nitride $[U(\text{Tren}^{\text{TIPS}})(\text{N})\text{K}]_2$ (**6**), with or without B15C5 , respectively. Complex **5** can be prepared directly from CO and $[U(\text{Tren}^{\text{TIPS}})(\text{N})][\text{K}(\text{B15C5})_2]$ (**7**). Notably, **7** reacts with CO much faster than **2**. This unprecedented f-block reactivity was modeled theoretically, revealing nucleophilic attack of the π^* orbital of CO by the nitride with activation energy barriers of 24.7 and 11.3 kcal mol⁻¹ for uranium(VI) and uranium(V), respectively. A remarkably simple two-step, two-electron cycle for the conversion of azide to nitride to cyanate using **4**, NaN_3 and CO is presented.

In contrast to a wealth of terminal d-block nitrides,^[1] the uranium nitride bond was, until recently,^[2] prominent by its absence outside of spectroscopic studies.^[3] Molecular ura-

nium nitrides prepared on a large scale exhibited nitrides bridging two to four metal ions, were protected by a covalently bound borane, or decomposed by ligand C–H activation when generated by photolysis.^[4] In 2012, as part of our studies of uranium–ligand multiple bonds,^[5] we reported the uranium(V) nitride $[U(\text{Tren}^{\text{TIPS}})(\text{N})][\text{Na}(\text{12C4})_2]$ (**1**, $\text{Tren}^{\text{TIPS}} = \text{N}(\text{CH}_2\text{CH}_2\text{NSiPr}_3)_3$), and its oxidation to the uranium(VI) nitride $[U(\text{Tren}^{\text{TIPS}})(\text{N})]$ (**2**).^[6] However, as a consequence of this prior paucity of uranium nitrides, there are no systematic reactivity data so the reactivity trends of uranium nitrides remains unknown. We showed that **1** reacts with Me_3SiCl to afford the trimethylsilylimido derivative, consistent with a nucleophilic nitride.^[6a] In contrast, the reactivity of CN with a diuranium μ -nitride^[5f] is reminiscent of electrophilic reactivity. Under photolytic conditions, a transient uranium nitride undergoes C–H activation of a C–H bond of a coligand followed by U–C bond migration to the incipient U=NH moiety.^[4] As CO is ambiphilic, and a key molecule in industry and the environment, we became interested in examining any reactivity that our neutral and anionic terminal uranium nitrides might exhibit toward CO, as the nature of uranium nitrides in varied oxidation states is yet to be established and carbonylation of d-block nitrides is a very rare and recent accomplishment.^[7]

Here, we report the first comparative study of the reactivity of a uranium nitride bond and show that the reaction with CO consistently proceeds through nitride nucleophilic attack to give cyanate; the latter is an important, fundamental inorganic functional group with wide-ranging industrial applications.^[8] Interestingly, whether the newly formed cyanate remains bound to uranium depends on the uranium oxidation state and the presence, or absence, of a crown ether. The uranium(V)–nitride bond is much more reactive than the uranium(VI)–nitride bond, and the individual reaction steps allow us to construct a remarkably simple two-step, two-electron synthetic cycle for the conversion of azide to nitride to cyanate.

Stirring a toluene solution of neutral **2** under an atmosphere of CO for 16 hours resulted in the isolation of the pale-green uranium(IV) cyanate $[U(\text{Tren}^{\text{TIPS}})(\text{NCO})]$ (**3**) in 76 % yield after work-up (Scheme 1).^[9] Complex **3** exhibits a strong absorption at 2187 cm⁻¹ in the FTIR spectrum, which is characteristic of a metal cyanate, and comparable to the corresponding value of 2185 cm⁻¹ of $[U\{\text{tacn}(\text{O-Ar}^{\text{Ad}})_3\}(\text{NCO})]$.^[10] The magnetic moment of **3** in solution at 298 K is 2.50 μ_B ; in the solid state the magnetic moment is 2.41 μ_B at 298 K, and decreases to 0.44 μ_B at 2.0 K (tending to zero). The electronic absorption spectrum exhibits weak f→f absorp-

[*] P. A. Cleaves, Dr. D. M. King, Dr. J. McMaster, Dr. W. Lewis, Prof. A. J. Blake, Prof. S. T. Liddle
School of Chemistry, University of Nottingham
University Park
Nottingham, NG7 2RD (UK)
E-mail: stephen.liddle@nottingham.ac.uk

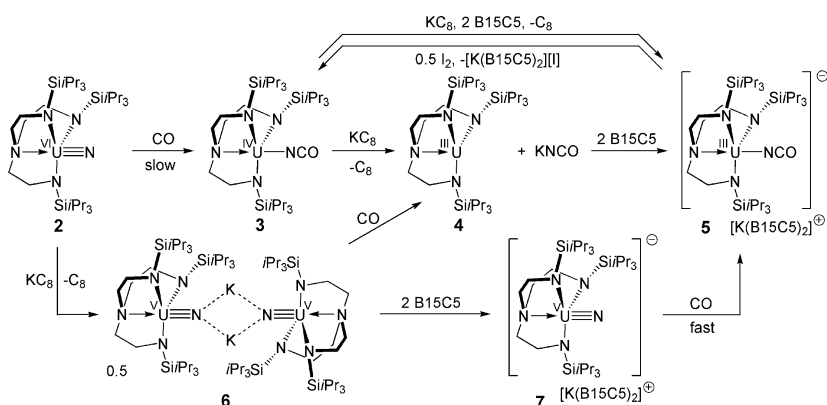
Dr. C. E. Kefalidis, Prof. L. Maron
LPCNO, CNRS & INSA, Université Paul Sabatier
135 Avenue de Rangueil, 31077 Toulouse (France)
E-mail: laurent.maron@irsamc.ups-tlse.fr

Dr. F. Tuna, Prof. E. J. L. McInnes
School of Chemistry and Photon Science Institute
University of Manchester
Oxford Road, Manchester, M13 9PL (UK)

[**] We thank the Royal Society, EPSRC, ERC, University of Nottingham, COST Action CM1006, and the National Nuclear Laboratory for supporting this work. L.M. is a member of the Institut universitaire de France. The Humboldt foundation is also acknowledged for a grant for experienced researchers. CalMip is thanked for a generous grant of computing time.

Supporting information for this article is available on the WWW under <http://dx.doi.org/10.1002/anie.201406203>.

© 2014 The Authors. Published by Wiley-VCH Verlag GmbH & Co. KGaA. This is an open access article under the terms of the Creative Commons Attribution License, which permits use, distribution and reproduction in any medium, provided the original work is properly cited.



Scheme 1. Synthesis of 2–7.

tions across the visible and NIR regions ($\epsilon \leq 40 \text{ M}^{-1} \text{ cm}^{-1}$), which together with the magnetic data confirm that carbonylation of **2** to **3** results in a two-electron reduction of uranium(VI) to uranium(IV). For comparative purposes, we found that **3** can be prepared from NaNCO and $[\text{U}(\text{Tren}^{\text{TIPS}})(\text{Cl})]$ in 74% yield of isolated crystals.^[9]

The X-ray crystal structure of **3**^[9] (Figure 1 a) shows an essentially linear uranium cyanate unit disordered over two positions (av. U–N–C $\angle = 173.1^\circ$), with a U–N_{cyanate} bond length of 2.338(3) Å (compare with U–N_{amide} = 2.251 Å (av.);

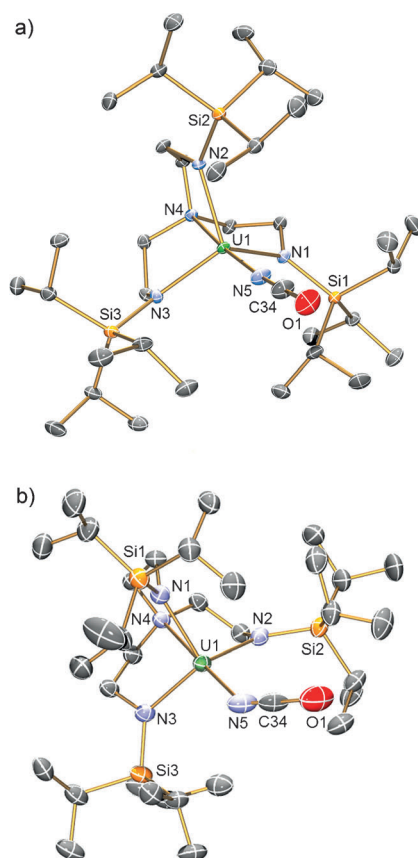


Figure 1. Molecular structures of **3** (a) and the anion component of **5** (b). Displacement ellipsoids set to 40%; hydrogen atoms and disorder components omitted for clarity.

U–N_{amine} = 2.620(3) Å) which compares well to the U–N_{cyanate} bond in $[\text{U}\{\text{tacn}(\text{OAr}^{\text{Ad}})_3\}(\text{NCO})]$ (2.389(6) Å).^[10] The N-bound cyanate assignment in **3** is confirmed by crystallographic refinement and DFT calculations,^[9] which show this isomer to be more stable than the O-bound isomer by 15.4 kcal mol⁻¹. Reductive carbonylation of **2** to **3** is notable for paralleling d-block terminal nitride reactivity, but this is an exceptionally rare reaction.^[7] There are only two other, but different, examples of NCO formation at uranium; $[\text{U}\{\eta^8\text{-C}_8\text{H}_6(1,4\text{-SiPr}_3)_2\}(\eta^5\text{-C}_5\text{Me}_5)_2](\mu\text{-NCO})_2$ was formed by bimetallic reductive activation of NO and CO,^[11] and $[\text{U}\{\text{tacn}(\text{OAr}^{\text{Ad}})_3\}(\text{NSiMe}_3)]$

reacted with CO to give $[\text{U}\{\text{tacn}(\text{OAr}^{\text{Ad}})_3\}(\text{NCO})]$ with elimination of $\text{Me}_3\text{SiSiMe}_3$.^[10,12]

One-electron reduction of **3** with KC_8 follows two divergent routes, depending on the reaction conditions (Scheme 1),^[9] but notably these reactions do not include reductive decarbonylation to afford **6** (see below), as has been uniquely observed for a niobium cyanate;^[13] this can be ascribed to the weaker nature of the U≡N bond that would be formed compared to a Nb≡N bond. When **3** is reduced with KC_8 in toluene, the solution immediately turns from brown to dark purple, which is characteristic of uranium(III), with concomitant extrusion of KNCO ($\nu_{\text{NCO}} = 2130 \text{ cm}^{-1}$).^[14] In this regard, this denitrification reactivity is similar to that reported for a vanadium nitride.^[7a] Filtration of the toluene-soluble $[\text{U}(\text{Tren}^{\text{TIPS}})]$ (**4**), identified by comparison of its characterization data with an authentic sample, from the KNCO precipitate affords both compounds in essentially quantitative yields. Notably, the addition of KNCO to **4** does not result in the reverse reaction. When **3** is reduced by KC_8 in the presence of two equivalents of benzo-15-crown-5 ether (B15C5), or for an independent synthesis two equivalents of B15C5 are added to a mixture of KNCO and **4**, the solutions turn dark green and the cyanate anion binds to uranium to give the uranium(III)-separated ion pair cyanate $[\text{U}(\text{Tren}^{\text{TIPS}})(\text{NCO})][\text{K}(\text{B15C5})_2]$ (**5**), which can be isolated as dark green crystals in 45% yield.^[9]

The FTIR spectrum of **5** exhibits a broad absorption centered at 2172 cm^{-1} , which is consistent with a uranium–cyanate linkage. The electronic absorption spectrum of **5** exhibits moderate absorptions at 573 and 679 nm ($\epsilon \approx 360 \text{ M}^{-1} \text{ cm}^{-1}$) as well as weaker absorptions across the visible and NIR regions ($\epsilon \leq 60 \text{ M}^{-1} \text{ cm}^{-1}$), which are assigned as f→d and f→f transitions of uranium(III), respectively. The solution magnetic moment of **5** at 298 K is $2.76 \mu_{\text{B}}$ and the solid-state magnetic moment at 298 K is $2.59 \mu_{\text{B}}$, decreasing to $1.13 \mu_{\text{B}}$ at 2.0 K; combined with EPR studies,^[9] this confirms the uranium(III) formulation that is a magnetic doublet at low temperature.

The X-ray crystal structure of **5** (Figure 1 b)^[9] confirms the formulation. The salient feature of **5** is a bent uranium–cyanate linkage with the cyanate CO portion disordered over two positions (av. U–N–C $\angle = 138.1^\circ$) and a U–N_{cyanate} bond length of 2.456(7) Å (U–N_{amide} = 2.359 Å (av.); U–N_{amine} =

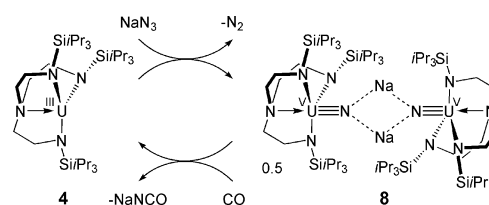
2.685(5) Å); these bond lengths are approximately 0.1 Å longer than the corresponding distances in **3**, commensurate with the change in uranium oxidation state from (IV) to (III). As for **3**, the cyanate in **5** is found to be N-bound from crystallographic refinement, and this isomer is calculated to be 12.6 kcal mol⁻¹ more stable than the O-bound isomer.^[9]

As CO effects a two-electron reductive carbonylation of neutral **2** to give **3**, and further one-electron reduction affords **4** and free KNCO, or **5** when B15C5 is present, we surmised that reactions giving uranium(III) products should be directly accessible from anionic uranium(V) nitrides (Scheme 1).^[9] Accordingly, we prepared [[U(Tren^{TIPS})(N)K]₂] (**6**)^[9] and found that when a solution of **6** in toluene is stirred under an atmosphere of CO, two-electron reductive carbonylation occurs to give **4** and free KNCO in around 90% yield. Interestingly, whereas the reaction between **2** and CO is slow and proceeds over several hours, the reaction between **6** and CO is immediate, even at -78 °C. Addition of B15C5 at any stage resulted in isolation of **5**. To independently verify these reactions, we prepared [U(Tren^{TIPS})(N)][K(B15C5)₂] (**7**) from **6** and two equivalents of B15C5 and observed an immediate reaction of a toluene solution of **7** with CO, even at -78 °C, to give **5** in 94% yield of isolated crystals; this is an unusual reaction and suggests that the uranium(V) nitride is highly oxidizing. Lastly, treatment of **5** with half a molar equivalent of I₂ quantitatively regenerates **3**.

In order to probe the origin of the difference in reaction rates of uranium(VI) (**2**) and uranium(V) nitrides (**7**) with CO, and to determine the mechanism(s) by which nitride reductive carbonylation occurs, given the ambiphilic nature of CO, we probed the reaction profiles using DFT calculations (Figure 2). Starting from **2** or **7**, the reactions are kinetically accessible and thermodynamically favorable and can be described as nucleophilic attack of the nitride to the incoming CO molecule, as revealed by the molecular orbitals at the transition state (TS). Indeed, the HOMO (^{VI}TS_{I-II}) or the HOMO-1 (^VTS_{7-II}) exhibit an overlap between the nitride *p*-lone pair and the π* orbital of CO. This is somewhat

different from a [2+2] addition reaction, which may be interpreted as CO addition to the nitride, and is in-line with experiments, as **2** and **7** do not undergo electrophilic addition to PMe₃. An important feature of these reactions is that the spin-state change only occurs after the TS. Indeed, for **2**, a TS in the triplet spin state was located 20 kcal mol⁻¹ higher than the one reported here.^[9] The experimental difference of reaction rates between **2** and **7** is corroborated theoretically and explained by CO precoordination. For **2**, because of the smaller size of uranium(VI), CO must approach closer to the metal to react than for uranium(V); this coordination is energetically costly (endergonic by 15.3 kcal mol⁻¹), thus making the barrier higher for uranium(VI) than for uranium(V). The uranium(VI) center in ^{VI}**I** is f⁰, whereas there is no such intermediate for f¹ uranium(V), and instead **7** converts straight to ^VTS_{7-II} without adduct formation; thus, uranium backbonding to CO appears to play no role in the observed reactivity.

The reactions described above suggested that a synthetic cycle for nitride to cyanate conversion should be possible based on a two-electron U^{III}-U^V redox couple (Scheme 2).



Scheme 2. A two-step synthetic cycle for azide to nitride to cyanate conversion.

The two-electron reductive carbonylation/denitration of **6** to **4** and KNCO generates a uranium(III) complex that is known to undergo a two-electron oxidation with azide, specifically NaN₃, to generate [[U(Tren^{TIPS})(N)Na]₂] (**8**, compare with **6**). Importantly, **4** does not react with excess CO, unlike [U(Tren^{DMBS})] (Tren^{DMBS} = N(CH₂CH₂SiMe₂-*t*Bu)₃) which reductively homologates CO to ethyne diolate.^[16] As proof-of-concept, we mixed **4** with NaN₃, in pyridine rather than toluene to overcome the sluggish azide reactivity with **4**, under a CO atmosphere, which resulted in the formation of N₂ and NaNCO (ν_{NCO} = 2228 cm⁻¹)^[7a] and **4**. Encouraged by this result, we repeated this reaction with ten equivalents of NaN₃, but only one turnover occurred.^[9]

Although the two-step cycle in Scheme 2 is currently stoichiometric, it is the simplest such cycle reported to date and we believe the limitation is the requirement to use pyridine as solvent to produce the nitride,

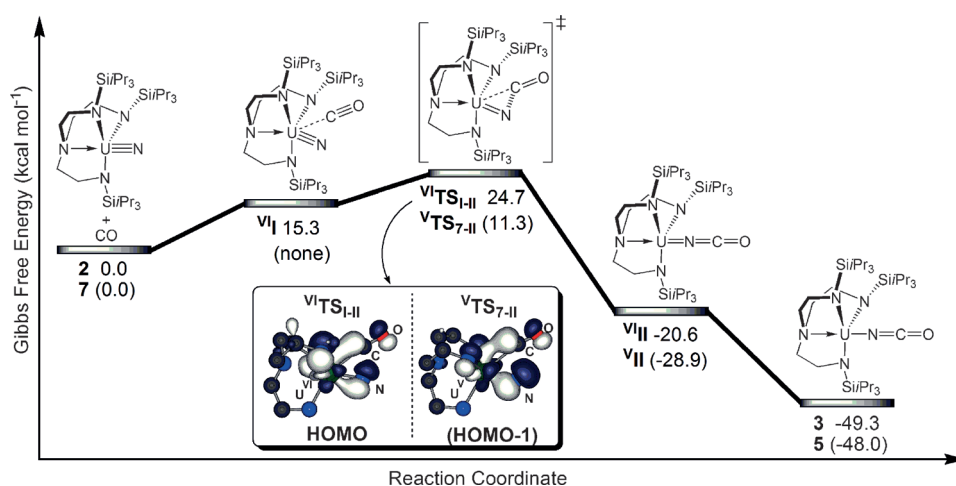


Figure 2. Gibbs free energy reaction profile for the reductive carbonylation of neutral **2**. Numbers in parenthesis correspond to the anionic portion of **7**. Full models were calculated, peripheral substituents were omitted for clarity in molecular orbital plots.

as **8** is poorly soluble in this solvent. Nevertheless, the reductive carbonylation of a metal nitride remains a very rare transformation,^[7a-c] and newly formed substrates usually remain bound to the metal,^[7b] only three examples of denitrification to give complete N-atom transfer to a substrate are known to occur and they involve d- or p-block compounds.^[7a,17] Thus, the reactivity in Scheme 2 represents a new precedent in f-block chemistry and highlights surprising similarities of uranium nitride reactivity to d- and even p-block analogues. To make the synthetic cycle catalytic will require careful optimization of the reaction medium, and studies of this are underway.

Received: June 13, 2014

Published online: July 30, 2014

Keywords: carbon monoxide · carbonylation · cyanates · nitrides · uranium

- [1] a) W. P. Griffith, *Coord. Chem. Rev.* **1972**, *8*, 369; b) K. Dehnicke, J. Strähle, *Angew. Chem.* **1981**, *93*, 451; *Angew. Chem. Int. Ed. Engl.* **1981**, *20*, 413; c) K. Dehnicke, J. Strähle, *Angew. Chem.* **1992**, *104*, 978; *Angew. Chem. Int. Ed. Engl.* **1992**, *31*, 955; d) R. A. Eikey, M. M. Abu-Omar, *Coord. Chem. Rev.* **2003**, *243*, 83; e) C. T. Saouma, J. C. Peters, *Coord. Chem. Rev.* **2011**, *255*, 920.
- [2] a) A. P. Sattelberger, M. J. A. Johnson, *Science* **2012**, *337*, 652; b) D. M. King, S. T. Liddle, *Coord. Chem. Rev.* **2014**, *266–267*, 2.
- [3] a) D. W. Green, G. T. Reedy, *J. Chem. Phys.* **1976**, *65*, 2921; b) R. D. Hunt, J. T. Yustein, L. Andrews, *J. Chem. Phys.* **1993**, *98*, 6070; c) P. Pyykkö, J. Li, N. Runeberg, *J. Phys. Chem.* **1994**, *98*, 4809; d) C. Heinemann, H. Schwarz, *Chem. Eur. J.* **1995**, *1*, 7; e) M. Zhou, L. Andrews, *J. Chem. Phys.* **1999**, *111*, 11044; f) N. Kaltsoyannis, *Inorg. Chem.* **2000**, *39*, 6009; g) L. Andrews, X. Wang, R. Lindh, B. O. Roos, C. J. Marsden, *Angew. Chem.* **2008**, *120*, 5446; *Angew. Chem. Int. Ed.* **2008**, *47*, 5366; h) D. J. Matthew, M. D. Morse, *J. Chem. Phys.* **2013**, *138*, 184303; i) L. Andrews, X. Wang, Y. Gong, B. Vlasisavljevich, L. Gagliardi, *Inorg. Chem.* **2013**, *52*, 9989.
- [4] a) I. Korobkov, S. Gambarotta, G. P. A. Yap, *Angew. Chem.* **2002**, *114*, 3583; *Angew. Chem. Int. Ed.* **2002**, *41*, 3433; b) W. J. Evans, S. A. Kozimor, J. W. Ziller, *Science* **2005**, *309*, 1835; c) W. J. Evans, K. A. Miller, J. W. Ziller, J. Greaves, *Inorg. Chem.* **2007**, *46*, 8008; d) G. Nocton, J. Pécaut, M. Mazzanti, *Angew. Chem.* **2008**, *120*, 3082; *Angew. Chem. Int. Ed.* **2008**, *47*, 3040; e) A. R. Fox, C. C. Cummins, *J. Am. Chem. Soc.* **2009**, *131*, 5716; f) A. R. Fox, P. L. Arnold, C. C. Cummins, *J. Am. Chem. Soc.* **2010**, *132*, 3250; g) S. Fortier, G. Wu, T. W. Hayton, *J. Am. Chem. Soc.* **2010**, *132*, 6888; h) T. K. Todorova, L. Gagliardi, J. R. Walensky, K. A. Miller, W. J. Evans, *J. Am. Chem. Soc.* **2010**, *132*, 12397; i) R. K. Thomson, T. Cantat, B. L. Scott, D. E. Morris, E. R. Batista, J. L. Kiplinger, *Nat. Chem.* **2010**, *2*, 723; j) C. Camp, J. Pécaut, M. Mazzanti, *J. Am. Chem. Soc.* **2013**, *135*, 12101.
- [5] a) O. J. Cooper, J. McMaster, W. Lewis, A. J. Blake, S. T. Liddle, *Dalton Trans.* **2010**, *39*, 5074; b) D. P. Mills, F. Moro, J. McMaster, J. van Slageren, W. Lewis, A. J. Blake, S. T. Liddle, *Nat. Chem.* **2011**, *3*, 454; c) O. J. Cooper, D. P. Mills, J. McMaster, F. Moro, E. S. Davies, W. Lewis, A. J. Blake, S. T. Liddle, *Angew. Chem.* **2011**, *123*, 2431; *Angew. Chem. Int. Ed.* **2011**, *50*, 2383; d) D. P. Mills, O. J. Cooper, F. Tuna, E. J. L. McInnes, E. S. Davies, J. McMaster, F. Moro, W. Lewis, A. J. Blake, S. T. Liddle, *J. Am. Chem. Soc.* **2012**, *134*, 10047; e) O. J. Cooper, D. P. Mills, J. McMaster, F. Tuna, E. J. L. McInnes, W. Lewis, A. J. Blake, S. T. Liddle, *Chem. Eur. J.* **2013**, *19*, 7071; f) D. M. King, F. Tuna, J. McMaster, W. Lewis, A. J. Blake, E. J. L. McInnes, S. T. Liddle, *Angew. Chem.* **2013**, *125*, 5021; *Angew. Chem. Int. Ed.* **2013**, *52*, 4921; g) B. M. Gardner, G. Balázs, M. Scheer, F. Tuna, E. J. L. McInnes, J. McMaster, W. Lewis, A. J. Blake, S. T. Liddle, *Angew. Chem.* **2014**, *126*, 4573; *Angew. Chem. Int. Ed.* **2014**, *53*, 4484; h) D. M. King, J. McMaster, F. Tuna, E. J. L. McInnes, W. Lewis, A. J. Blake, S. T. Liddle, *J. Am. Chem. Soc.* **2014**, *136*, 5619.
- [6] a) D. M. King, F. Tuna, E. J. L. McInnes, J. McMaster, W. Lewis, A. J. Blake, S. T. Liddle, *Science* **2012**, *337*, 717; b) D. M. King, F. Tuna, E. J. L. McInnes, J. McMaster, W. Lewis, A. J. Blake, S. T. Liddle, *Nat. Chem.* **2013**, *5*, 482.
- [7] a) J. S. Silvia, C. C. Cummins, *J. Am. Chem. Soc.* **2009**, *131*, 446; b) B. L. Tran, M. Pink, X. Gao, H. Park, D. J. Mindiola, *J. Am. Chem. Soc.* **2010**, *132*, 1458; c) B. Askevold, J. T. Nieto, S. Tussupbayev, M. Diefenbach, E. Herdtweck, M. C. Holthausen, S. Schneider, *Nat. Chem.* **2011**, *3*, 532; d) A. F. Cozzolino, J. S. Silvia, N. Lopez, C. C. Cummins, *Dalton Trans.* **2014**, *43*, 4639.
- [8] P. M. Schälke, *Ullmann's Encyclopedia of Industrial Chemistry*, Wiley-VCH, Weinheim, **2000**, p. 669.
- [9] See the Supporting Information for full details.
- [10] I. Castro-Rodríguez, H. Nakai, K. Meyer, *Angew. Chem.* **2006**, *118*, 2449; *Angew. Chem. Int. Ed.* **2006**, *45*, 2389.
- [11] a) A. S. P. Frey, F. G. N. Cloke, M. P. Coles, P. B. Hitchcock, *Chem. Eur. J.* **2010**, *16*, 9446; b) C. E. Kefalidis, A. S. P. Frey, S. M. Roe, F. G. N. Cloke, L. Maron, *Dalton Trans.* **2014**, DOI: 10.1039/c4dt00618f.
- [12] This reaction has been rationalized as nucleophilic attack of CO by the lone pair of the imido nitrogen atom followed by loss of Me₃Si-. An alternative mechanism involving extrusion of Me₃Si- to generate a transient nitride that attacks CO could be invoked.
- [13] a) M. G. Fickes, A. L. Odom, C. C. Cummins, *Chem. Commun.* **1997**, 1993; b) J. S. Silvia, C. C. Cummins, *J. Am. Chem. Soc.* **2010**, *132*, 2169.
- [14] F. A. Miller, C. H. Wilkins, *Anal. Chem.* **1952**, *24*, 1253.
- [15] Despite exhaustive efforts, no TS for a [2+2]-addition pathway could be located on the potential energy surface.
- [16] B. M. Gardner, J. C. Stewart, A. L. Davis, J. McMaster, W. Lewis, A. J. Blake, S. T. Liddle, *Proc. Natl. Acad. Sci. USA* **2012**, *109*, 9265.
- [17] a) J. J. Scepaniak, R. P. Bontchev, D. L. Johnson, J. M. Smith, *Angew. Chem.* **2011**, *123*, 6760; *Angew. Chem. Int. Ed.* **2011**, *50*, 6630; b) F. Dielmann, O. Back, M. Henry-Ellinger, P. Jerabek, G. Frenking, G. Bertrand, *Science* **2012**, *337*, 1526.