

Young Lives 
An International Study of Childhood Poverty

What Inequality Means for Children

Evidence from Young Lives

Martin Woodhead, Paul Dornan and Helen Murray



What Inequality Means for Children: Evidence from Young Lives

Martin Woodhead, Paul Dornan and Helen Murray

January 2013

Funded by



Ministry of Foreign Affairs of the
Netherlands

What Inequality Means for Children: Evidence from Young Lives

Martin Woodhead, Paul Dornan and Helen Murray

First published by Young Lives in January 2013

© Young Lives 2013

ISBN: 978-1-909403-05-5

A catalogue record for this publication is available from the British Library. All rights reserved. Reproduction, copy, transmission, or translation of any part of this publication may be made only under the following conditions:

- with the prior permission of the publisher; or
- with a licence from the Copyright Licensing Agency Ltd., 90 Tottenham Court Road, London W1P 9HE, UK, or from another national licensing agency; or
- under the terms set out below.

This publication is copyright, but may be reproduced by any method without fee for teaching or non-profit purposes, but not for resale. Formal permission is required for all such uses, but normally will be granted immediately. For copying in any other circumstances, or for re-use in other publications, or for translation or adaptation, prior written permission must be obtained from the publisher and a fee may be payable.

Available from:
Young Lives
Department of International Development
University of Oxford
3 Mansfield Road
Oxford OX1 3TB, UK

Tel: +44 (0)1865 281751
E-mail: younglives@younglives.org.uk
Web: www.younglives.org.uk

Printed on FSC-certified paper from traceable and sustainable sources.

Contents

The authors	4
Acknowledgements	4
Summary	5
Introduction	6
Message 1: Inequalities in children’s development originate in multiple disadvantages, with compounding effects on children’s long-term outcomes	10
Message 2: Inequalities undermine the development of human potential: children from disadvantaged families quickly fall behind	16
Message 3: In Young Lives countries, gender differences become more significant as children get older, but boys are not always advantaged	22
Message 4: Early malnutrition has serious, long-term consequences, but there is also evidence that some children may recover	28
Message 5: Inequalities also open up during middle and later childhood	33
Message 6: Children’s subjective well-being is both a major indicator of inequality and also a channel for the transmission of poverty	39
Message 7: Education is regarded by adults and children as transformative but doesn’t always compensate for background disadvantage and may reinforce differences	45
Message 8: Social protection programmes can reduce disadvantage, but impacts are often complex, some may be unintended and they may not always benefit children	54
Conclusions and policy implications	59
References	61

The authors

Martin Woodhead is Professor of Childhood Studies at the Open University, UK and Associate Research Director of Young Lives. He is a member of the Board of Trustees of UNICEF UK. **Paul Dornan** is Senior Policy Officer for Young Lives. He was previously Head of Policy and Research for the Child Poverty Action Group in the UK. **Helen Murray** was Young Lives Policy Officer from 2008 to 2012. She has worked in both policy and research roles in the fields of international development, education and conflict. Her current research interests include the role of higher education partnerships in social and political change.

Acknowledgements

This is an expanded version of a paper submitted to the UN Women/UNICEF global thematic consultation on Addressing Inequalities: The Heart of the Post-2015 Development Agenda and the Future We Want For All (www.worldwewant2015.org/inequalities). We thank our research assistant, Maria José Ogando, for the careful analysis which contributed to the graphs and figures presented here and Kirrily Pells for detailed work on the child profiles. We also wish to acknowledge the contribution of numerous Young Lives researchers whose work is summarised as well as the advice received on earlier drafts from colleagues and members of the Young Lives International Advisory Board.

Photo credits

The children and their families who are participating in the Young Lives study willingly share with us a great deal of detailed personal information about their daily lives, and we have a responsibility to protect their confidentiality and ensure their identities remain protected. For this reason, the children's names have been changed in these profiles. The accompanying photos are of children living in similar situations to the children within our study sample.

Ethiopia: © Young Lives / Aida Ashenafi: p.21, p.43.

India: © Young Lives / Farhatullah Beig: p.37

Peru: © Young Lives / Sebastian Castañeda Vita: p.9; Raúl Egúsqiza Turriate: p.27.

Vietnam: © Young Lives / Pham Viet Anh: p.15, p. 53.

About Young Lives

Young Lives is an international study of childhood poverty tracking 12,000 children's lives over 15 years in 4 developing countries – Ethiopia, India (in the state of Andhra Pradesh), Peru and Vietnam. The pro-poor sample is drawn from 20 sites in each country, and includes two age cohorts (2,000 children who were born in 2001-02, and 1,000 children who were born in 1994-95 in each country). Three major survey rounds have been completed to date, in 2002 2006-07 and 2009, with further rounds due in 2013 and 2016.

Young Lives is funded by UK aid from the Department for International Development (DFID) and co-funded from 2010 to 2014 by the Netherlands Ministry of Foreign Affairs.

The views expressed are those of the authors. They are not necessarily those of, or endorsed by, Young Lives, the University of Oxford, DFID, or other funders.

Summary

Understanding how poverty and inequalities impact on children is the major goal of Young Lives, a unique longitudinal, mixed-methods research and policy study. We are tracking two cohorts of 12,000 children growing-up in Ethiopia, the state of Andhra Pradesh (AP) India, Peru and Vietnam. In this paper we offer eight key research messages, focusing on:

1. How inequalities interact in their impact on children's development, and the vulnerability of the most disadvantaged households.
2. The ways inequalities rapidly undermine the development of human potential.
3. How gender differences interconnect with other inequalities, but do not always advantage boys in Young Lives countries.
4. The links between poverty, early stunting, and later outcomes, including psychosocial functioning, as well as emerging evidence that some children may recover.
5. Inequalities that open up during the later years of childhood, linked to transitions around leaving school, working, and anticipating marriage etc.
6. Children's own perceptions of poverty and inequality, as these shape their well-being and long-term prospects.
7. Evidence of the growing significance of education, including the ways school systems can increase as well as reduce inequalities.
8. The potential of social protection programmes in poverty alleviation.

We conclude that since inequalities are multidimensional, so too must be the response. Equitable growth policies, education and health services, underpinned by effective social protection, all have a role to play.

Introduction

Young Lives is a longitudinal child poverty study in Ethiopia, the state of Andhra Pradesh (AP) in India, Peru and Vietnam. Although these countries experience distinct political and economic circumstances, they reflect many wider trends in low- and middle-income countries. This paper focuses on 8 key messages from Young Lives research. It draws on findings from both quantitative and qualitative data, and includes short profiles of 8 of the Young Lives children to illustrate the impact of inequality in their daily lives (see van der Gaag, Knowles and Pells 2012). In the space available, the paper is inevitably highly selective in the topics covered and data reported, and more detail can be found on the Young Lives website (www.younglives.org.uk), including an extensive resource of publications.

Young Lives is uniquely positioned to contribute a stronger understanding of contemporary inequalities and their impact on children's lives. As a longitudinal (or 'panel' study), with information on the same children at key moments during their childhood, we are able to track changes over the life-course, as well as looking for causes and consequences of events or circumstances. Young Lives samples are broadly representative of a range of groups and children's circumstances in each country but they were selected to be pro-poor and exclude the very richest households. Consequently the disparities documented below are likely to be an underestimate of the scale of inequalities.

Our starting point is that child poverty and inequalities are the expression of political-economic-cultural forces that structure societies, and children's lives, in terms of distribution of resources and opportunities in ways that align to greater or lesser degree with ethnicity, caste, religion, urban/rural location, gender, generation etc. (Dornan and Boyden 2011). We understand the concept of inequalities as covering a broad spectrum of differences in both household circumstances and child outcomes, as these may be linked to ethnicity, gender, rural-urban location, etc. Inequalities are typically about disparities in resources and power and often link to social exclusion. We also employ the concept of equity in relation to policies and services, in terms of for example, access to quality health care, education, and social protection.

“Our starting point is that child poverty and inequalities are the expression of political-economic-cultural forces that structure societies, and children’s lives, in terms of distribution of resources and opportunities in ways that align to greater or lesser degree with ethnicity, caste, religion, urban/rural location, gender, generation etc.”

We have organised this summary under eight key messages.

Messages 1 and 2 highlight Young Lives evidence on the ways multiple inequalities interact in their impact on children’s development, including evidence that the most disadvantaged households are most vulnerable to adversities and have least resources to overcome them. We also illustrate the ways inequalities undermine the development of human potential, with children from disadvantaged families quickly falling behind, in terms of early learning.

Message 3 draws attention to the major impact of inequalities in children’s household circumstances on key developmental indicators during the early years. Gender differences are much less apparent at this stage, they take different forms within and between countries, and they are not always pro-boy in Young Lives contexts.

Next we take a closer look at two life phases that are critical for inequalities.

Message 4 reinforces the weight of evidence on the links between socio-economic disadvantage, early stunting, and later developmental outcomes. A particular contribution is in demonstrating that these impacts extend to psychosocial functioning, including self-efficacy, self-esteem and educational aspirations. Young Lives is also finding some evidence of recovery from early stunting for some children, which may also extend to their cognitive development.

Message 5 looks at inequalities that open up during the later years of childhood, especially transitions around leaving school, working, anticipating marriage etc., as well as the impact of ill-health or becoming an orphan. Gender is a major focus, with evidence on the ways parents’ and children’s changing expectations interact with socio-economic opportunities and perceived long-terms risks and realistic prospects.

Message 6 draws attention to a neglected dimension within much research on child poverty and inequalities. Children's own perceptions and understanding of their situation and their well-being is not just an indicator of inequalities. It is also a clue to some of the processes through which these inequalities are transmitted, in so far as children's subjectivity affects how they cope with and try to improve their situation.

Messages 7 and 8 are about the role of policies and services for children, specifically focusing on how far they are reducing (or increasing) inequalities.

Message 7 begins by noting the growth in expectations for schooling, but also the gulf between these expectations and the realities of access and quality, low attendance, grade repetition, early school leaving etc. The research draws attention to the ways initial inequalities in children's lives are all too often reinforced through inequitable access to pre-school services, and the resultant diverging trajectories. Educational systems in Young Lives countries vary, which is evident as we track children's progress. For example, the growth of low-fee private schools in India appears to be increasing gender-linked decisions about choice of school for boys and girls. In the very different context of Vietnam, Young Lives research demonstrates that a school system focused on supporting all children can narrow achievement gaps.

Finally, **Message 8** reports on various social protection programmes within our study countries. Overall, our data shows the potential of social protection as a key way of underpinning pro-poor policies. But there are also lessons from, for example, the Juntos programme in Peru, the Productive Safety Net Programme in Ethiopia and Mahatma Gandhi National Rural Employment Guarantee Scheme in India. In particular, Message 8 draws attention to the limitations of narrow targeting as well as the risks of unintended (and possibly adverse) consequences for children from poorly designed or implemented schemes.



Message 1: Inequalities in children's development originate in multiple disadvantages, with compounding effects on children's long-term outcomes

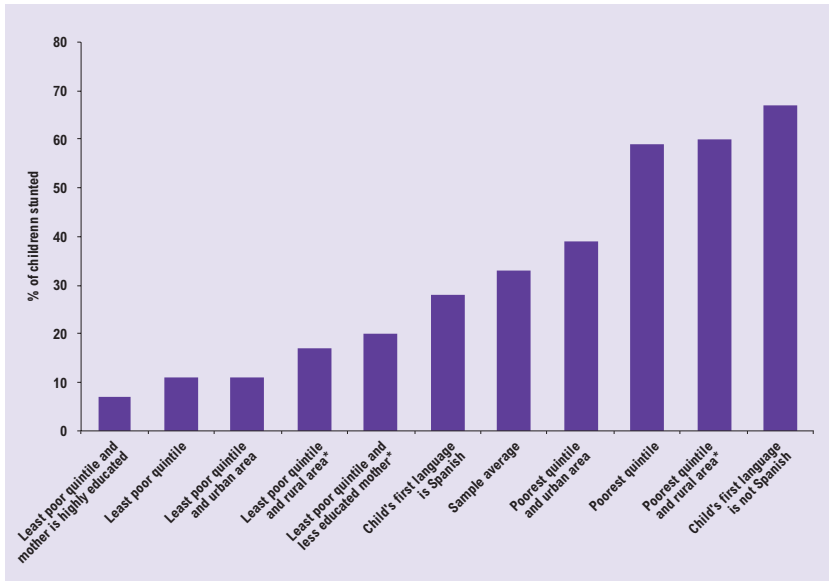
Multiple inequalities

The most marked inequalities among Young Lives children relate to household wealth, urban-rural location, belonging to an ethnic/language minority or low-caste group, and level of parental education. A typical pattern is shown in Figure 1 for the percentage of children in Peru who were stunted.¹ When these different inequalities are combined, the negative impacts may be compounded. Specifically, Figure 1 draws attention to the risks of only focusing on one dimension of inequality, for example, urban versus rural. Thus, child stunting in Peru is lower in urban than in rural areas, but poorer children in urban areas are four times more likely to be stunted than children from the least poor quintile in urban areas.

“Inequalities combine to produce negative impacts... Many children are subject to ‘multiple disadvantage’ in both their household circumstances and their long-term prospects, pointing to the importance of a holistic approach to policy and services.”

¹ Stunting is a common measure of malnutrition defined as having a height-for-age of more than 2 standard deviations below the mean height of an age- and gender-adjusted reference group population. See Message 4 for more extensive evidence on stunting.

Figure 1. High levels of stunting are linked to multiple disadvantages (Peru, Younger Cohort, age 8 in 2009)



Note: The sample is divided into five 'quintiles' in order to identify 'least poor quintile' and 'poorest quintile', using a Young Lives wealth index which is based on housing quality (number of rooms relative to household size, wall/roof and floor material); service quality (drinking water, electricity, fuel and sanitation); and consumer durables (radio, refrigerator, bicycle, mobile phone etc). Highly educated means the mother has completed some post-school education (including higher education). Less educated means the mother has incomplete primary education level.

* indicates fewer than 20 cases.

Gender is also a source of inequalities, but the effects are less marked and more variable across Young Lives countries (see Messages 3 and 5).

Multiple impacts on development

Inequalities combine to produce negative impacts: children with low parental education levels, in rural areas, poor, ethnic minority households are consistently over represented among low scorers across a range of indicators (Cueto, Leon and Muñoz 2011). For example, among our sample of 15 year olds in Peru, 59.4% of low scorers on a combined measure of poor health or learning came from rural areas, even though only 23.5% of the sample is rural. In the same way, 25.4% of these same 15 year olds with poor health or learning outcomes were from ethnic minority households,

although these comprised only 17.3% of the sample. Finally, 26.4% with the worst health and learning outcomes came from the poorest 20% households (Pells 2011b). These children are subject to 'multiple disadvantage' in both their household circumstances and their long-term prospects, pointing to the importance of a holistic approach to policy and services.

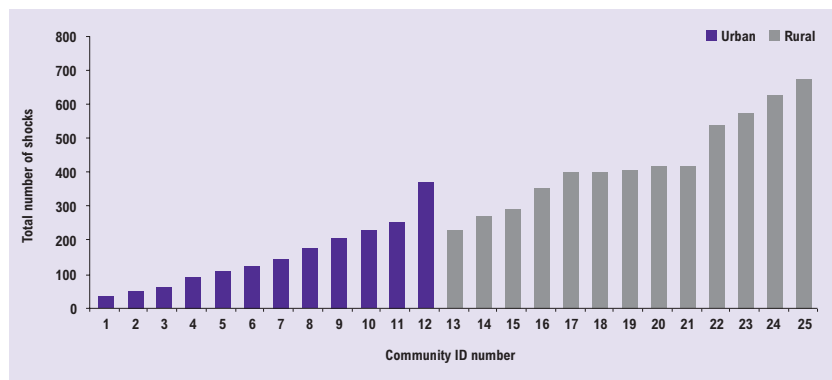
Inequalities in vulnerability

Analysis of Young Lives data reveals some of the processes through which inequalities impact progressively on households and, in turn, on children during critical phases of their lives. Children and families living in poverty are: (i) most at risk of experiencing adverse events such as economic or environmental shocks, illness or death; and (ii) they have fewer resources to cope with these adverse events. Dividing the sample into five groups (referred to as 'quintiles') reveals the different levels of risk experienced by the 'poorest' compared with the 'least poor' quintile. Ninety per cent of the poorest households of Older Cohort children in Ethiopia experienced at least one risk between 2002 and 2006. Many reported multiple risks, with an average of 4.2 types of risk per household. By contrast, 78% of the least poor quintile, experienced at least one risk and the average was 2.1 types of risk per household. In short, the poorest households were exposed to a larger number and a wider range of types of shocks or adverse events than were wealthier households (Boyden 2009).

For example, Figure 2 illustrates major differences in the numbers of reported shocks across the communities data is collected on in Ethiopia. Multiple shocks were concentrated among poor rural communities, which were most affected by crop failures due to pests and disease or climatic events, and death of livestock, which was frequently compounded by high levels of illness/death among household members.

Families' responses to shocks include the household eating less, reduction of household assets, and debt accumulation, all of which are likely to have long-term consequences for children's development. It is often the same households who suffer multiple shocks over time. For example, in Ethiopia about 71% of those households reporting an environmental shock in 2006 also reported an environmental shock in 2009 (Dornan 2010). Children's vulnerability is further emphasised by research in Andhra Pradesh, where children in households reporting at least one environmental shock were half as likely to have a healthy height-for-age, compared with children in households with no shocks reported (Pells 2011b).

Figure 2. Large differences in the numbers of shocks and adverse events, especially comparing rural versus urban communities (Ethiopia, families of Younger Cohort children, age 8 in 2009)



These findings draw attention to the multiple factors that progressively undermine children’s development. Policy formulation tends, however, to focus on one dimension of inequality through the targeting of particular groups, such as girls or orphans. Young Lives evidence points to the importance of also addressing broader structural inequalities (Crivello and Chuta 2012).

Summary

- Inequalities originate in multiple disadvantages. The children who are most at risk come from the poorest households, in rural locations, belong to an ethnic/language minority or low-caste group and have low levels of maternal (and paternal) education.
- Inequalities are also about greater vulnerability to the effects of adversity. Households most at risk generally have fewer resources to cope with adverse events.
- Summary statistics can be misleading: in Peru, although child stunting is lower in urban than rural areas, poorer children in urban areas are four times more likely to be stunted than children from the least poor quintile in urban areas.

Experiencing multiple disadvantages: Y Sinh's story

Y Sinh is 9 years old but looks much younger. He lives with his mother and little sister in rural Vietnam, in a small house on stilts. The family comes from the H'Roi ethnic minority and speaks a minority language. Children like Y Sinh, are more likely to be poor and less educated, less likely to have access to safe drinking water and improved sanitation, and more likely to be underweight or small for their age than children from the ethnic majority.

The Young Lives interviewer noticed that: "people here mostly use water from the public well. They wash their clothes and bathe in the stream. The majority of the families don't have toilets and bathrooms." For Y Sinh poverty combines with other disadvantages, including being taught in a second language (Vietnamese) at school.

Y Sinh's family situation is also difficult. His father left home when Y Sinh was very young and his mother said after that she had to work wherever anyone hired her. When Y Sinh was around 2 years old, his mother married her current husband. He treated her badly, had affairs with other women and drank. He also beat her and her children. Her second husband's family then threw her out and she had to seek help from her own relatives. Her husband continues to be violent and rarely comes home.

Y Sinh's mother says she doesn't know what she would do without her son, and that he earns money to feed the family. The older he grows, the closer they are. She says:

"I rely on Y Sinh. If I didn't have him, I would die. ... When I was tired and could not cut more canes ... I was sick ... he took a sickle and went to cut sugar cane ... He cut 69 bundles of sugar cane in two days."

Y Sinh's mother worries about what will become of her children if she dies. She says that although she is not very old, her life is over.

"I think about their future because I am already on the other side of the hill; there is no need to think about my future any more. In the future when he grows up, he can go to work for others to earn money."

She says she wants her children to have an easier life than she has had.



Message 2: Inequalities undermine the development of human potential: children from disadvantaged families quickly fall behind

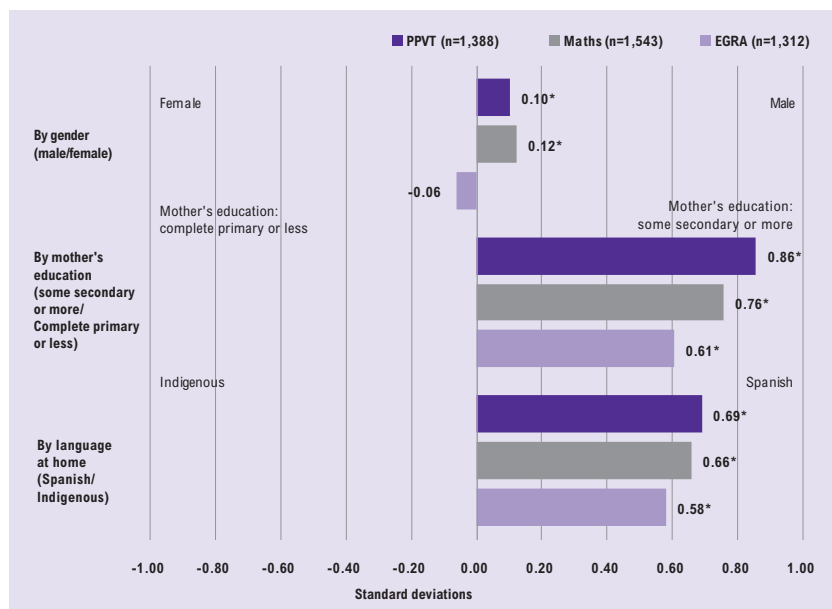
Early inequalities in children's learning

Learning outcomes are a key indicator of growing inequalities. Analysing Young Lives Younger Cohort data across the four study countries, Cueto, Leon and Muñoz (2011) identified factors that accounted for the largest differences already emerging by age 8 in scores on vocabulary, reading and maths tests, as well as the variation across the four countries. Level of parental education was linked to gaps in children's learning outcomes in all countries. Urban-rural divisions were also important across the four countries, particularly for Ethiopia. Household wealth represented similarly large achievement gaps across all countries, though was less important in Andhra Pradesh.

“Inequalities in household circumstances rapidly translate into inequalities in learning and poorer children are most at risk of falling behind.”

Figure 3 illustrates for Peru, the strong impact of low maternal education, and minority language at home on children's achievement scores in vocabulary, maths, and reading. Note the impact of gender is relatively small at this age.

Figure 3. Achievement gap (standard deviations) for cognitive measures (Peru, Younger Cohort, age 8 in 2009)



Source: Cueto, Leon and Muñoz (2013, forthcoming)

Note: The Early Grade Reading Assessment (EGRA) and the Peabody Picture Vocabulary Test (PPVT) include only the children who took these tests in Spanish.

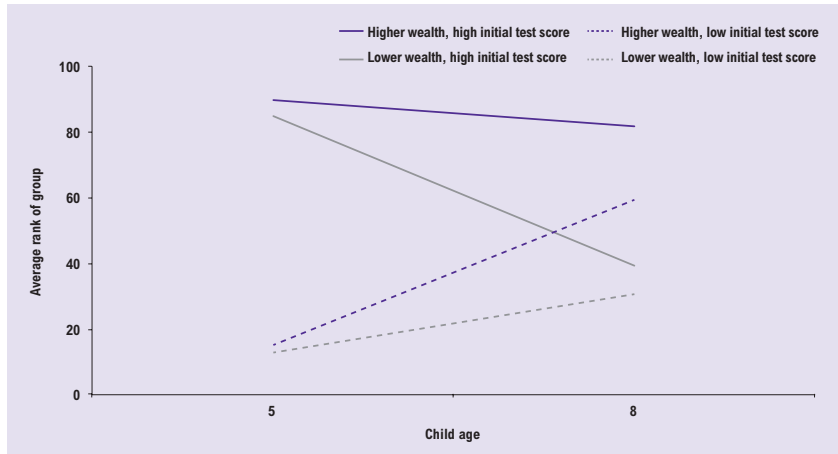
* The gap between groups is significant at 95% level on a t-test for independent samples.

Poor children quickly fall behind

Figures 4 and 5 highlight the ways initial inequalities in household circumstances rapidly translate into inequalities in learning between 5 and 8 years old, based on illustrative data from Ethiopia and Peru. In each case, four groups were defined on measurements at the age of 5: (i) children from poor households with high cognitive test scores; (ii) children from poor households with low scores; (iii) children from better-off households with high scores; and (iv) children from better-off households with low scores. The graph shows their diverging trajectories through to age 8. The patterns are very similar across the four countries, and on several measures. At age 5, poorer children were already under-represented among the high scoring group; but even for those who did well on the test at 5, by age 8 background disadvantage was undermining children's test performance. Conversely, less

able children from better-off families made rapid progress and within three years they had caught up or overtaken their less advantaged (even though initially better scoring) peers. Note that gender was not associated with children falling further behind at this stage (girls in Andhra Pradesh are at a disadvantage at both 5 and 8 years old). Multiple factors no doubt explain these growing inequalities, including the resources for learning in children's home environment, as well as differential access to quality early education and primary school in a country still working towards Education For All goals (Woodhead et al. 2009).

Figure 4. Learning trajectories (in cognitive tests) between 5 and 8 years (Ethiopia, Younger Cohort, 2009)

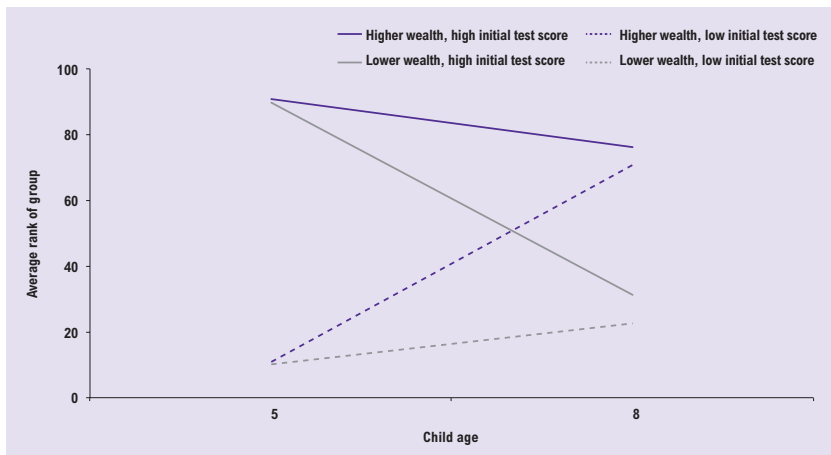


Note: Children were tested at age 5 on their understanding of concepts of quantity via the Cognitive Development Assessment (CDA), in order to identify the highest 20% and lowest 20% of test scorers. These groups were further subdivided using the wealth index referred to in Note to Figure 1). Figure 4 plots the changes in test scores for all four groups through a follow-up test of problem-solving and arithmetic at age 8. Some convergence to the mean is expected within this type of analysis which could affect the results. This regression to the mean could affect the pattern (if high-scoring poor children are more likely than better-off children to be there because of luck at age 5). Sensitivity testing changes the pattern slightly but reinforces the conclusion of poorer children falling behind.

With three rounds of data, Young Lives researchers have analysed how these inequalities in cognitive and school achievement measures have evolved over time. As is evident from the data presented so far, significant gaps open up already by the earlier years of schooling, but these 'plateau' in middle childhood when most children are in school (Cueto, Leon and Muñoz 2011). For example, while gaps in education outcomes relate to household

wealth in all four countries, determinants of additional differences at the age of 12 were better explained by previous test scores at age 8 (with no additional negative effect of wealth at that point) (Rolleston and James 2011). This suggests some compensatory potential/effect of schooling, but also that early gaps were predictive of lower later performance. The same study found that the inequalities in education outcomes widened again during the later years of schooling, when pressures to discontinue school rise, especially because of rising costs (including opportunity costs of labour) (See also Messages 5 and 7).

Figure 5. Learning trajectories (in vocabulary tests) between 5 and 8 years (Peru, Younger Cohort, 2009)



Note: The vocabulary test was an adapted version of the Peabody Picture Vocabulary Test (PPVT), administered at 5 and again at 8 years old. (See also notes to Figure 4, above.)

Summary

- Inequalities in children's circumstances strongly predict their opportunities to learn during the early years. High ability children from poorer families quickly fall behind compared to their more privileged peers.
- These ability gaps plateau during the middle years of childhood, suggesting schooling plays a role in mitigating the growth of differences, although these open up further during later childhood.

Inequalities shape learning opportunities: Louam's story

Louam is 9 and lives with her parents and three of her siblings in rural Ethiopia. Louam feels that the family's living situation has improved in some ways recently: "We have built a kitchen and a toilet, so we no longer have to go outside. We have tap water but no power supply." Louam also talked about positive changes in the village, with a new road, a new bridge, a school, a health centre and a church. Some people have mobile phones, although her family does not.

Even so, the last year has been hard for the family. Louam's mother says there was not enough rain and so the harvest was not good: "We sold our animals and had to buy grain. We sold nine sheep and also our eucalyptus trees."

Louam says her family is not poor and not rich, but medium. She thinks that poverty means wearing ragged clothes and going hungry. Louam knows what this is like. A year ago her mother was seriously ill and had to go to the city to be treated in hospital. Louam's sister looked after Louam but they didn't have enough to eat. Her mother explains:

"Last year, I was sick and was in the city for almost the whole year. I have been OK since last September. ... There was no one to give her [Louam] food, so she was hungry. Now I am better, she is OK. I bought her clothes and shoes and also wash her body every three days."

These hardships affect Louam's learning and how she thinks about school. When Louam was 6 she was so desperate to go to school that she tried to register early and was very disappointed to be turned away. By the age of 9 when we asked her how she likes school she is rather non-committal and says she plans to leave school in Grade 5. Asked why, she says: "Because the kids insult me." It turns out Louam doesn't like school because she is teased because her skin is darker than the other children's.

However, she also says she would be happy to go to another school and stay there until tenth grade. Her mother says she also wants Louam to continue at school and believes: "her life will be better than mine as she is learning."



Message 3: In Young Lives countries, gender differences become more significant as children get older, but boys are not always advantaged

Gender differences vary between countries

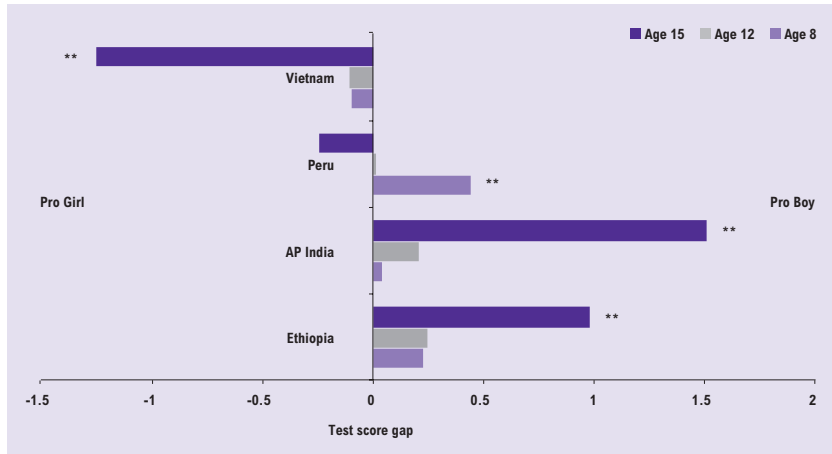
Gender is an important factor shaping expectations of children, how they are treated and the ways they think about themselves. But Messages 1 and 2 highlight that other background factors typically led to the greatest disparities in children's physical and cognitive development, especially at younger ages. Gender differences also take different forms within and between countries, for example pro-boy gender bias is more evident in India, and to a lesser extent in Ethiopia, whereas some gender gaps favour girls in Vietnam. Gender-based inequalities affect both boys and girls at different ages and in different ways according to intra-household dynamics, socio-cultural context, institutional structures and economic pressures.

“Gender-based inequalities affect both boys and girls at different ages and in different ways according to intra-household dynamics, socio-cultural context, institutional structures and economic pressures.”

In early childhood, Young Lives analysis of pre-school access for children aged between 3 and 5 years found only small differences between boys and girls (compared with socio-economic differences), which were often not significant (the largest being a 5 percentage point difference favouring boys in rural Peru, much smaller than other socio-economic related gaps) (Woodhead et al. 2009). In middle and later childhood, analysis on a range of child outcomes (education and cognition, educational aspirations, subjective well-being, psychosocial competencies, and nutrition) did not support claims about consistent 'pro-boy bias' (with the exception of Andhra Pradesh in India). For instance although boys are more likely to be in school at age 15

in AP India, girls were more likely to be in school in the other three countries (Dercon and Singh 2011). Similarly, boys in Andhra Pradesh did better on maths tests than girls. But in Vietnam girls out-performed boys (Pells 2011a).

Figure 6. Gaps in maths scores between boys and girls grow with age, but differences do not always favour boys (Younger Cohort age 8 and Older Cohort age 12 and 15)



Source: Dercon and Singh 2011

** Shows significance at 95% level. Other gaps are not significant.

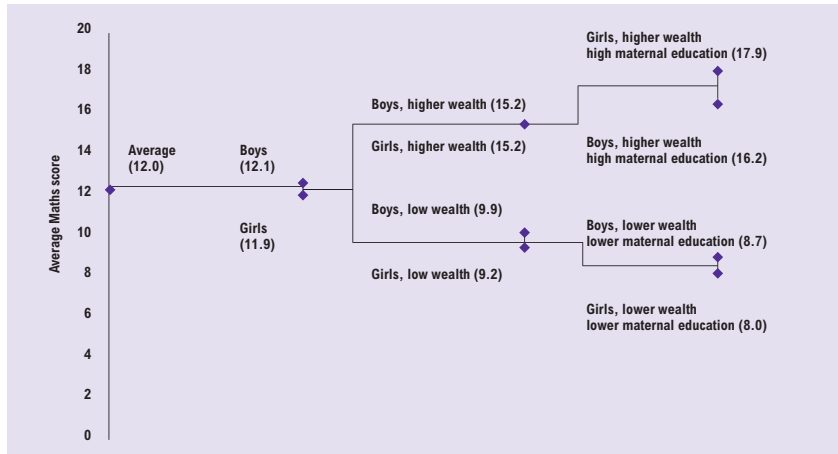
Acknowledging that the impacts of gender on child outcomes are not as marked as other sources of inequality, gender is still very much a driving factor shaping the experiences of Young Lives children, especially in terms of their opportunities, responsibilities, and social constraints. Diverging gendered trajectories are revealed most strongly through qualitative research, and especially during middle and later childhood (see Message 5).

Gender interacts with other inequalities

Young Lives evidence demonstrates how household factors may shape the opportunity costs open to households (and so the treatment of boys and girls). For example, in Andhra Pradesh, household wealth, belonging to a low-caste group and level of maternal education are important predictors of unequal outcomes for children (Galab et al. 2011) and intersect with gender. Figure 7 is designed to show the significance of gender when combined with other factors, based on maths scores for the Younger Cohort in AP at age

8. Overall, there appears to be little difference between boys and girls, but disaggregation shows differences are stronger among poorer groups, and among groups with low maternal education.

Figure 7. Differences in maths scores are more marked when combined with other household characteristics rather than gender alone (AP India, Younger Cohort, age 8 in 2009)



These disparities are shaped by the context in which families find themselves, including cultural, structural and financial constraints. For example, parents in AP tend to spend more on boys than on girls (Himaz 2009a); they are more likely to pay the fees required to enrol boys in (better regarded) low-fee private schools resulting in girls being over represented in government schools (Woodhead, Frost and James 2013). If gender inequalities result from a combination of parents' resource shortages to invest in their children as well as their (and their children's) understanding of future economic and social opportunities (Pells 2011a), then policies to redress such biases need to address these underlying socio-economic drivers, as well as discrimination *per se*.

Summary

- Within Young Lives data, inequalities in household poverty and circumstances are much more closely linked to developmental outcomes than those related to gender.
- Gender differences grow in significance during childhood, but they vary between countries and they are not always pro-boy.
- Gender-based choices of parents are often shaped by the external environment (such as the perceived returns from investing in boys' education rather than girls).
- Policy aimed at reducing gender-based differences needs to engage with the context that influences parents' and children's choices as well as discrimination *per se*.

Different expectations of children in the home: Lupe's story

Lupe has recently had her 10th birthday. She lives in Lima, Peru with her father, older sister, who is 15, and her maternal grandparents. Her mother recently left home because of fights with her father. Although Lupe says it is better now because the violence has stopped, she misses her mother, who only visits at weekends.

Her father and her grandmother look after her, she says, but her father is out a lot working. Her grandmother recently broke her hip. It is taking a long time to heal. Her grandfather is also unwell. He has pancreatic cancer and is having chemotherapy. So Lupe and her sister now look after her grandparents and do much of the housework. All children negotiate competing expectations and demands, but boys and girls experience different pressures with the burden of caring for other family members and housework tending to rest with girls.

“Before, with my grandmother, I used to sweep the stairs. Now I have to mop and wash. ... Before, when my grandmother was healthy, we'd clean every week, but now it hurts her. And we have school and a lot of homework.”

Lupe talks about how things have changed in the last four years. She says she had to grow up when her mother left home.

“I wasn't so – how can I say it – I wasn't so obedient. But when my mother left, I started feeling that I should ... that I have to continue ... as there had been so much violence With the trauma of all this, I began to educate myself, to listen, to have a little more respect.”

Lupe says the housework leaves her little time for leisure. And there is so much housework to do at the weekend that sometimes she finds it hard to wake up for school on Monday mornings. Lupe says she will continue going to school in future, though she worries about some secondary schools in the neighbourhood:

“My sister's friend lives near there, but she doesn't like to go there often because there are a lot of gang members. They say there is graffiti all over the place; everything is ugly.”

Lupe recognises that she might lose out if she stops going to school: “It would be very hard because when you don't study, it's very difficult to find a job.”



Message 4: Early malnutrition has serious, long-term consequences, but there is also evidence that some children may recover

Poverty and early stunting

Inequalities have critical impact during children's formative years, with early malnutrition having multiple adverse impacts over time. Children who were assessed as stunted were at a disadvantage in terms of later cognitive, health, well-being and psychosocial outcomes. For example, children who were stunted at 2 years showed lower levels of cognitive ability at age 5, and those stunted at 8 had lower reading, writing and mathematical skills by age 12 (Helmers and Patnam 2009). In Ethiopia, stunted children are nearly one whole grade behind non-stunted children at the age of 12 (Dercon 2008). While the link between nutritional deficits and school performance is well known, Young Lives extends the evidence on early stunting to include measures of psychosocial well-being, finding that low height for age at around 8 years was associated with lower self-efficacy, self-esteem and educational aspirations among children at 12 years (Dercon and Sánchez 2011).

The links between socio-economic disadvantage and stunting are also clear. For example, in Peru over 50% of Younger Cohort children from households in the poorest quintile were stunted in 2006, compared to just under 10% in the wealthiest quintile. Rural children are also more likely to be stunted than their urban counterparts (Pells 2011b). There is a higher prevalence of stunting among children from ethnic minority or lower-caste groups in Peru, Vietnam and Andhra Pradesh, even controlling for other factors. For example, 60% of ethnic minority children in Vietnam were stunted at the age of 5, compared to 19% of ethnic majority *kinh* children (Le et al. 2008).

Despite the frequent assumption that economic growth will benefit all children, the reality is more complex (Boyden and Dercon 2012). Stunting persists despite economic change in Young Lives countries. For example, in Andhra Pradesh, GDP doubled between 2002 and 2009, but cohort

comparisons show the stunting rate within our samples at age 8 only fell by four percentage points (Dornan 2011) with no improvement at all among the poorest 40% of children in the sample (Kumar 2012). The negative effects of stunting are increasingly concentrated among more marginalised children.

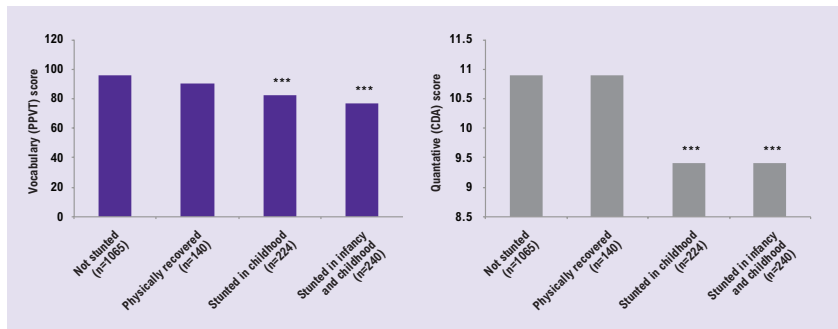
“Stunting persists despite economic growth in Young Lives countries. The negative effects of stunting are increasingly concentrated among more marginalised children.”

Evidence of some later recovery

Although early stunting is predictive of later stunting, our repeated observation of children’s height-for-age shows that some children do physically recover. Physical recovery by age 5 appears to be most likely among children who were least stunted (Crookston et al. 2010). Probability of recovery is also linked to inequalities, because recovery between 1 and 5 years was most common among better-off households in Ethiopia (especially among girls in richer households) (Outes and Porter 2012).

There is some evidence that physical recovery may be associated with improved cognitive development. Analysis from Peru suggests a stronger relationship between vocabulary test scores at the age of 5 and concurrent stunting than stunting at age 1 year (Crookston et al. 2011). A second study on the Peru sample looked at quantitative and vocabulary test performance, comparing children who were never stunted with those who were stunted at age 1 but appeared to have physically recovered by 5. No significant differences were found in the test scores of the two groups (see Figure 8) (Crookston et al. 2010).

Figure 8. Children who were stunted at age 1 but physically recovered by age 5 have similar test results as children who were never stunted (Peru, Younger Cohort, age 5, 2006)



Source: Data from Crookston et al. 2010

*** Is significantly different from the reference group (not stunted) at 99.9% level.

Summary

- Early stunting is closely linked to poverty and other inequalities, and has long-term repercussions for children's self-efficacy, self-esteem and educational aspirations as well as cognitive outcomes.
- Prevention is better (and more efficient) than cure. However, some children who experience stunting in the early years do seem to recover physically. Those who physically recover, also seem to have better outcomes on other cognitive indicators than those who remain stunted.

Stunting among marginalised children: Deepak's story

Deepak is about 8 or 9 years old. He belongs to one of India's indigenous tribal groups, and lives in a remote rural community. Last time we interviewed Deepak he was living with his father, two younger sisters and older half-brother. His mother died in childbirth. His father was a day labourer and often away. He and his stepbrother were trying to look after the family with the help of his grandmother. His health was not good and his grandmother was worried about him as he was very thin. He was going to the local school but often skipped classes.

Three years later, Deepak seems much happier. His father has remarried and he has a new stepmother and baby brother and is boarding at a boys' hostel so he can go to school. At first Deepak didn't like the hostel, complaining of bugs in the food. But although he was nervous at first, now he enjoys the hostel and seems very happy with the school. He is in Grade 4, where there are 54 students, all boys. He says he has five good friends. He says: "I like my school now. ... I mix with others well. The food is nice and the school is good."

Deepak's father says his family have benefitted from government schemes, such as the Midday Meal Scheme, which provides children in government schools from first to eighth grade with a cooked meal. His father is also earning a little more money now than he was before, around 100 rupees (about two dollars) for a day's agricultural work through the social protection Mahatma Gandhi National Rural Employment Guarantee Scheme.

Message 5: Inequalities also open up during middle and later childhood

Earlier sections make clear that early childhood is a critical period when inequalities become established, and also the long-term consequences for children's health, cognitive and psychosocial development. But Young Lives research also points to the need for a more balanced picture which recognises the ways some inequalities develop progressively through childhood, others can open up through specific life events, and yet others are amplified as children face key life transitions. Gender inequalities offer a clear example of these processes (following on from Message 3).

“Early childhood is a critical period when inequalities become established, with long-term consequences for children’s health, cognitive and psychosocial development. ... Some inequalities develop progressively through childhood, others can open up through specific life events, and yet others are amplified as children face key life transitions. Gender inequalities offer a clear example of these processes.”

Gender differences are increasingly significant

In Message 3 we reported for Young Lives countries that gender *per se* was not consistently linked to inequalities in key development indicators during the early years. However, poverty was shown to impact on gender, especially by reinforcing differential expectations and practices towards girls and boys, as when girls are expected to take on significant domestic responsibilities, while scarce resources are invested in boys' schooling. Gender differences are more marked in middle and later childhood and shaped by gendered understandings (among both children and their caregivers) of what constitutes successful transitions to adulthood.

For example, Young Lives qualitative research reveals that caregivers adjust their expectations for girls and boys according to their employment

or marriage prospects, as well as household composition, financial circumstances and vulnerability to shocks (Save the Children 2012). While these shifting expectations are observed for all four countries, they are especially marked in Ethiopia, where unemployment is as high as 50% in some urban areas, and employment opportunities for girls in the formal skilled labour market are particularly scarce (Camfield 2011). Perceptions of social risk result in further constraints for girls (Boyden and Crivello 2012). Marriage is still a defining factor in Ethiopian girls' lives from the onset of puberty (Boyden, Pankhurst and Tafere 2012), although beliefs are in rapid flux. While some parents view completing school as the best way for girls to secure their future livelihood, for others, extended schooling is viewed as a potential risk to girls' economic and reproductive futures (for instance by perceptions that more-educated girls might be less marriageable). In rural Ethiopia concerns are also heard that 'free-will marriages' (as opposed to the customary/traditional arranged marriages) make girls vulnerable to being 'abducted', cheated or abandoned by a man, without the traditional sources of community protection to fall back on (Camfield and Tafere 2011).

Pressures of work and school

The emergence of gender differences is most clearly seen during middle childhood as children typically balance expectations for schooling with domestic responsibilities and other economic activities (Heissler and Porter 2010). Boys typically spend more time doing unpaid work on the family farm or business, while girls spend more time caring for others and on domestic tasks. On average, rural children spend more time on work (both paid and unpaid) while urban children spend more time in school and studying. Other factors affecting time-use are age–sibling order, composition and household shocks (Pells 2011a; Heissler and Porter 2010).

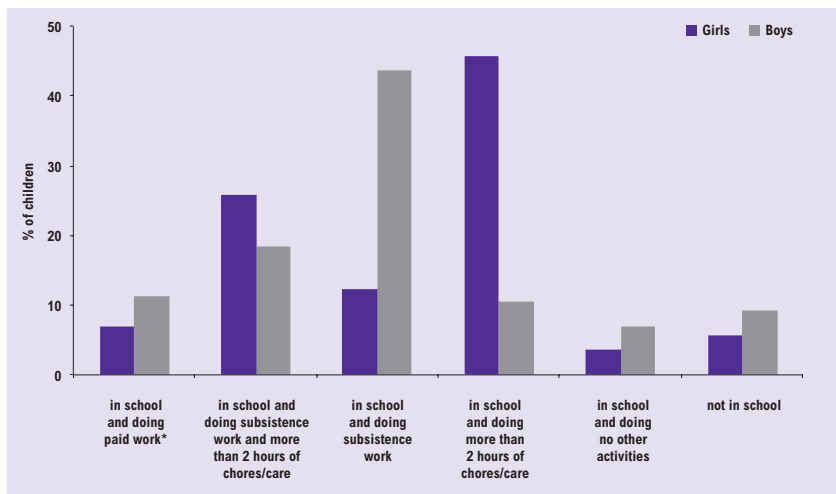
Young Lives research in Ethiopia shows that children's paid work often contributes to the costs of schooling, thereby helping them (or their siblings) to stay in school (Heissler and Porter 2010). However, in poorer countries the pressures to leave school become more intense through middle and later childhood as the opportunity costs of staying in school rise and children's ability to support household livelihoods increases. As a rule, children from the poorest households are most likely to drop out early, but there are gender differences, which vary between countries. By 2009 (when the Older Cohort were age 15), rural boys in Ethiopia, Peru and Vietnam were more likely than girls to have dropped out of school, and the pressure to earn was a major factor, often felt

by children themselves as much as it is imposed by adults. The higher drop-out rate of boys is likely explained by their higher wage-earning potential combined with the fact that girls tend to work within the family home, with greater potential to combine with schooling by comparison to paid work outside the home (Pells 2011a). The gender balance was reversed in Andhra Pradesh, India, where lower aspirations for girls' school achievement were associated with 26% of girls versus 19% of boys having already left school by 15 (Dercon and Singh 2011).

Impact of illness and death

Figure 9 summarises children's time allocations, and demonstrates strongly gendered school, work and domestic responsibilities are already evident in Ethiopia by the age of 12. This study also draws attention to the impact of health status in middle and later childhood on inequalities in children's lives and prospects. While most children were enrolled in school, non-attendance was common, and many children progressed slowly from grade to grade. Child and parental illness as well as parental death were major reasons for patchy attendance and slow progression. Health care was expensive and difficult to access, so when children suffered from common illnesses, such as malaria, worms or diarrhoea, they were often absent or dropped out (Orkin 2011).

Figure 9. Gender differences in responsibilities (Ethiopia, Older Cohort, age 12 in 2006)



Source: Orkin (2011)

*They may also spend time on other types of tasks.

The impact of parental illness and death on poor children is especially significant. In Ethiopia, one in five of the Young Lives children had lost at least one parent by age of 12 (Himaz 2009b). The measurable outcomes of becoming an orphan vary according to a child's gender and age, whether it is their father or mother who has died, as well as their subsequent household circumstances. For example, losing a mother in middle childhood (between ages 8 and 12) reduced school enrolment by 21%, and also affected children's scores on a literacy test, with repercussions for these children's later prospects compared with non-orphaned peers. Losing a father meant that families frequently faced financial hardship.

Summary

- Life-course analysis confirms that early childhood is a vital phase but inequalities also open up during middle and later childhood.
- Gender differences grow during middle and later childhood, shaped by changing expectations of girls and boys, which are in turn framed by the socio-economic circumstances of the household as well as by perceived social risks and opportunities.
- The pressure to work is increasingly felt by older children from poor families, and this competes with their schooling, especially where schooling systems are inflexible to the realities of children's daily lives.
- Parental Illness and death as well as children's own ill health impacts strongly on their school attendance and achievement, as well as on poverty levels and household circumstances.

Gender differences increase during middle and later childhood: Harika's story

When she was younger Harika worked in the cotton fields (in Andhra Pradesh) to support her family. Local custom favours pre-pubescent girls for pollination but the work affected Harika's health and she was often absent from school. Being the only daughter Harika also shared the housework with her mother, while her younger brother did not have any household chores.

Now 16, Harika no longer works in the cotton fields but has returned to school. She says it was not easy to persuade her parents, but she has been supported in going back to school by her three older female cousins and her brother. Harika is determined to continue her studies because:

“You get better jobs if you study and you have a better life and can marry an educated husband. If your husband is in agriculture, you have to go to the fields and work. If he is educated, you can be happy. We see our parents working and we feel that we do not want to be like them. They work in the fields and work hard every day.”

Harika says she wants to be a doctor. Her mother, however, is worried about cost. After tenth grade schooling is no longer free.

“We wanted to stop her going on to further studies because we didn't have the money. How can we afford all the expenses, my son's hospital expenses and her fees? Will she give us money once she starts working? We won't make anything from her; she is better off working here.”

Harika's mother did not go to school. Harika is the first girl in the whole family to be educated up to Grade 10. “Girls don't go [to school] here. Only three girls went and people say: ‘What is the point of educating girls? They will get spoilt.’”

The family is already getting proposals for Harika but they have said that she will not get married for four or five years because she is studying. But while Harika's mother is ambivalent about her education, she is also clear that it is Harika who will decide. “We have given her permission to study and we cannot stop her halfway through. She can study as long as she wants to and after that it's her wish.”



Message 6: Children's subjective well-being is both a major indicator of inequality and also a channel for the transmission of poverty

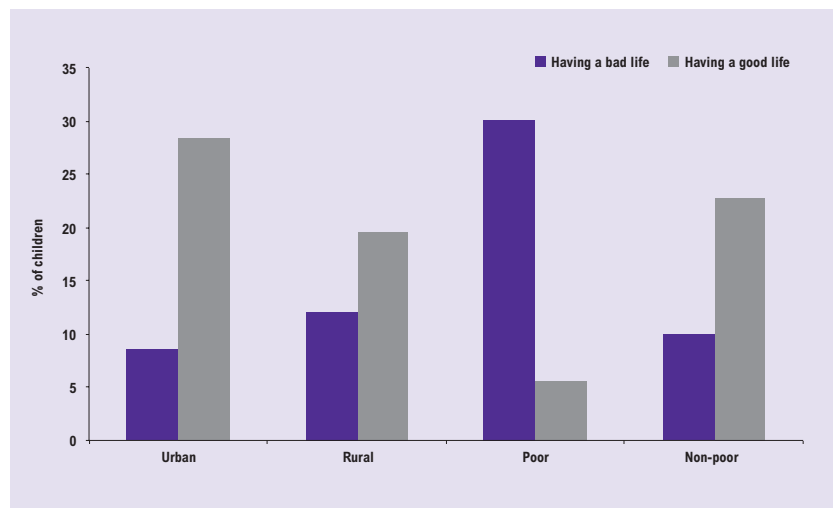
Children's awareness of inequalities

All too often development debates have neglected to ask how poverty is actually understood and experienced by children, their families and communities, and what is the significance of these perceptions for long-term outcomes. This neglected dimension is especially important in relation to inequality, which can trigger powerful individual and collective responses to perceived social injustice. Children's experience of inequality shapes their personal and social identities, their peer relationships, self-esteem and self-efficacy. These are not just individual experiences. They are mediated by children's membership of their family, peer group or community. Children are sensitive to their relative social position, their relative competence, and potential to access opportunities for personal, social and economic advancement (Boyden and Dercon 2012).

As part of the Young Lives survey, children are asked to judge their position on a ladder where the ninth step represents the best possible life and the first step represents the worst. Across all 4 countries, children from better-off households positioned themselves higher on the ladder. Figure 10 summarises children's self-ratings for Vietnam, where the picture is particularly stark, and shows that poor children in Vietnam are much more likely to report having a 'bad life' than non-poor children; and urban children more often report having a 'good life' than rural children.

"The fact that children's subjective well-being mirrors more objective indicators of their development underlines children's acute awareness of their relative disadvantage in comparison to others."

Figure 10. Systematic differences in whether young people report themselves as having a ‘good life’ or a ‘bad life’ (Vietnam, Older Cohort, age 15 in 2009)



Source: Le et al. 2011

Note: Children ‘having a good life’ positioned themselves on the top 3 steps of the ladder; children ‘having a bad life’ positioned themselves on the bottom 3 steps. Poor/ non-poor is defined here according to whether Young Lives households are above or below a national poverty line. The figures do not sum to 100%.

As part of the surveys, individual participants were also asked to rate their health as better, worse, or the same as other children of the same age. Across the four countries those reporting worse health were also more likely to be stunted. In Vietnam and Andhra Pradesh children who reported their health as better than others were also more likely to be enrolled in school and have higher cognitive achievement scores (Pells 2011b). The fact that children’s subjective well-being mirrors more objective indicators of their development underlines children’s acute awareness of their relative disadvantage in comparison to others, which in turn shapes their feelings of agency (or self-efficacy) that can help them cope with and possibly improve their situation.

Evidence from qualitative research

Young Lives has looked in depth at these issues, especially children’s beliefs about their well-being, the impact of poverty and inequalities, and their ability to improve their (and their families’) situation. For example, we invited 12 year

olds in Ethiopia to draw pictures of children having a 'good' or a 'bad life', and used these as a starting point for exploring their understanding of well-being. Interestingly, children often prioritised family and school over good food, shelter and material security (Camfield and Tafere 2009).

A study in rural Andhra Pradesh highlighted the crucial significance of children's social context, their family and their peer relationships. What children often found most distressing about the lack of material goods was the sense of shame that came with 'not having' or not 'fitting in'. For example, 13-year-old Kareena and her sister were keenly aware of their household's fragile economy, which Kareena attributed to her father's illness. Her mother could no longer afford to provide nutritious food for the family, who subsisted mainly on diluted 'dal' (a lentil stew). Kareena and her sister described how they attempt to conceal their poverty from other children by sitting apart during school lunches or covering their lunch box with a book while they ate (Boyden and Crivello 2012). This research also drew attention to different ways that 12 to 15 year olds understood inequality, reflecting their position in the social hierarchy and the social expectations they were managing (Crivello, Vennam and Komanduri 2012).

Research with 12- to 13-year-old girls in rural Peru drew attention to the social dimensions of children experiences. Feeling valued within families and communities contributed to their feelings of well-being as much as material deficit. Failure to meet family expectations were at the forefront of their accounts of ill-being and risk, with work and schooling viewed as vital means through which they could become competent moral and social actors, able contribute to household poverty mitigation (Crivello and Boyden 2012).

Young Lives qualitative research also draws attention to the rapidly changing dynamics of children's relationship to poverty and inequality, across all the countries. Experiences of well-being change as children mature, as do the social and economic opportunities and risks that they face. At the same time, cohort comparisons underscore the growing tensions between rapid social change and traditional social structures, which in turn impact on how young people see their future 'place' within their household and wider society (Boyden and Crivello 2012; Pells 2012; Camfield and Tafere 2011).

Summary

- The ways children experience poverty and inequality is a neglected dimension, but plays a key role in shaping well-being.
- Poor children were much more likely to rate themselves as having a bad life, while children reporting better health than other children were less likely to be stunted, more likely to be in school and with higher school achievement.
- Children make clear judgements about the role of material resources, family and school in their subjective well-being, which also shapes how children think about their futures, and in turn their long-term prospects.

Experiences of inequality shape children's identities, relationships and prospects: Bereket's story

Bereket is an orphan who lives with his grandmother, two older brothers and a girl who is a relative of his grandmother, in a slum area in Addis Ababa, Ethiopia. He is 16 years old and currently in Grade 8, although he misses school for up to 7 days a month when he works washing cars.

Bereket has changed school several times. At first he was going to a government school but the school has refused to accept him after he dropped out for one year due to a hand injury. He then he continued his education by going to private school but subsequently re-joined the government school. However, Bereket is ambivalent about school. He says that: "Learning enables you to have a vast knowledge and it helps you to think good things and that makes me happy." But there are also things he doesn't like about being in school: "I hate sitting in a classroom where there are many students. It is hard for me to sit in a classroom for long hours." He also finds it difficult: "when the students come wearing better clothes, I don't like to feel inferior to them, so it is a must for me to work hard to change my situation."

Bereket thinks that poverty is at the root of his problems: "It is my problems that pushed me to join this job [washing cars]. I didn't have any choice and in our locality there was a good opportunity for generating money."

Working has changed his attitude: "I used to think and hope that education would change my life but now I only hope that having a business will change me. I used to rely on education but now I prefer to work." He adds: "spending your day working gives satisfaction and it gives a different pleasure to be independent from your family."

Bereket's grandmother is proud of his maturity but would prefer he continued with his schooling: "He is planning to learn [to drive] and get his driving license. When he speaks, his words are those of a mature person. He has got a big goal though he makes me angry when he is absent from school."



Message 7: Education is regarded by adults and children as transformative but doesn't always compensate for background disadvantage and may reinforce differences

High expectations

It is widely accepted by policymakers that good quality schooling has potential to offer one of the main routes out of poverty. Young Lives also finds the same high expectations for schooling among parents and children across all four countries. In data from 2009, between 40% of 15 year olds (Andhra Pradesh) and 74% (Ethiopia and Peru) ideally wanted to complete university. At the same point between 32.5% (Andhra Pradesh) and 78% (Ethiopia) of parents of 8 year olds also ideally wanted their children to complete university (Pells 2011a). Qualitative evidence bears out how education is highly valued. For example, Marta, a Peruvian young woman, growing up in a rural area observed: "We're not going to suffer like this in the mud... it's better that I go and study." Or as a father observed for his son, again in Peru: "I walk in the fields in sandals. At least he will go with shoes if he gets a good head with his education" (Boyden 2012). Young Lives analysis raises questions about whether education systems are delivering on these promises. Many individual lives are improved by education, but (with some exceptions reported below) inequities of access to pre-school and primary school, infrequent attendance, early school leaving etc., combine with inequities in the quality of teaching available to children in ways that may serve to amplify rather than reduce inequalities linked to household circumstances, parental education etc.

"Differential access to pre-school and primary school, infrequent attendance, early school leaving etc., combine with variability in the quality of teaching available to children in ways that may amplify rather than reduce inequalities."

Early inequities in access

All too often, unequal school trajectories are set in motion even before a child starts school, even though the early years is recognised as the most cost-effective period for intervening to reduce inequalities. Young Lives evidence reinforces findings from global surveys that report early childhood programmes currently benefit a higher proportion of advantaged than disadvantaged children, thus perpetuating cycles of poverty (Engle et al. 2011). Inequalities in access to good-quality pre-school education in each of the four study countries, as well as discrepancies in the quality of services available, suggest that quality early childhood education is less likely to reach the poorest children who need it most (Woodhead et al. 2009). While many individual disadvantaged children benefited from innovative programmes the overall picture is of inequality in access.

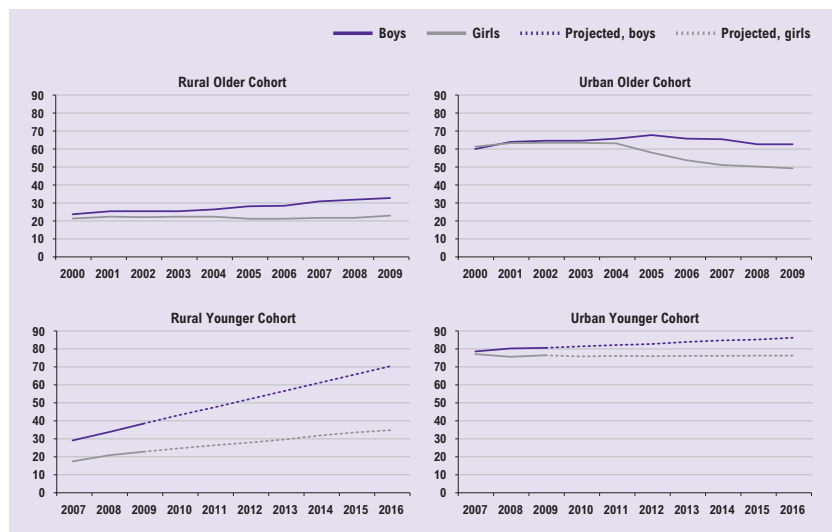
In Peru, 95% of children in non-poor households participating in the Young Lives survey had spent some time at pre-school, but that figure fell to 64% for the poorest and between 76% and 54% for different ethnic minority groups. Virtually all children of mothers with more than ten years of education had attended pre-school in the Peru sample, but this dropped to 30% of children whose mothers had less than five years of education (Escobal et al. 2008). There is a similar picture in Vietnam where 91% of Kinh children (the ethnic majority) in the sample had experienced some form of pre-school but only 77% of ethnic minority children (Murray 2010). In Ethiopia, where government priorities have until recently been to universalise primary school access, pre-school was accessed by only 5% of the poorest quintile versus 57% of the wealthiest quintile, most of whom were urban children attending private or church-run kindergartens (Woodhead et al. 2009; Orkin, Abebe and Woodhead 2012). As a general summary, Young Lives evidence is that parents and children who require most support to give their children a head-start in school are doubly disadvantaged: by the poverty of their circumstances and by the difficulties accessing quality early childhood programmes. Minority groups are especially at risk because of language and cultural barriers as well as inaccessibility of services, with the consequence that they start to feel excluded from the schooling system even before they enter primary school (Ames 2012). These data relates to Younger Cohort children's experiences up to 2006, and more recent reforms (especially in Peru and Ethiopia) will hopefully be improving the situation.

Impact of the private sector

In Andhra Pradesh, rapid growth in 'low-fee' private schools (starting with kindergarten classes for children as young as 3 years old) adds an additional dimension to Young Lives evidence on early educational inequalities. Even the poorest urban families (and increasing numbers of rural families) are 'voting with their feet' in favour of private schools, pointing to a crisis in the public-sector school system, which is failing to meet parental expectations on quality and accountability, despite teachers being better qualified and a great deal better paid than their private-school counterparts. While some argue that the low-fee private sector offers an important alternative for these families, and can contribute to Education For All goals, there are major risks to equity, unless and until major government reforms (to regulate and subsidise places for poor children) are implemented and/or public sector schools are reformed (Woodhead, Frost and James 2013, forthcoming).

Pre-school provision available under the long-established government programme (the Integrated Child Development Services, ICDS) was still being used by the majority of rural and especially poor rural families in Andhra Pradesh (when surveyed in 2006). But the majority of families in urban areas were already opting to pay for a private pre-school (including a 34% of the very poorest quintile) (Streuli, Vennam and Woodhead 2011; Woodhead and Streuli 2013, forthcoming). These early public-private divisions are the foundation of children's diverging educational trajectories through primary schooling and beyond. When these Younger Cohort children were followed up during the early stages of primary school in 2009, 44% of Young Lives sample of 7 to 8 year olds were reported to be attending a private school (a jump from 24% private school attendance among the Older Cohort when they were the same age, seven years earlier in 2002). Not surprisingly, capacity to access private schooling was closely linked to household wealth, ethnicity/caste, urban or rural location, and parental education levels. Young Lives research has also identified the impact of intra-household choices about type of school, in increasing gender-linked inequalities. Figure 11 shows that for the Older Cohort the gender gap in choice of private over government school only opened up around the end of primary school. But for the Younger Cohort, a 9% gender gap was already evident by age 8 for the poorest rural sample. Figure 11 also shows the ways this gender divide in school use could widen during later childhood, if current trends were to continue.

Figure 11. Growth in private sector schools is associated with gender differences (AP India, Younger and Older Cohorts, 2009 with projections to 2016)

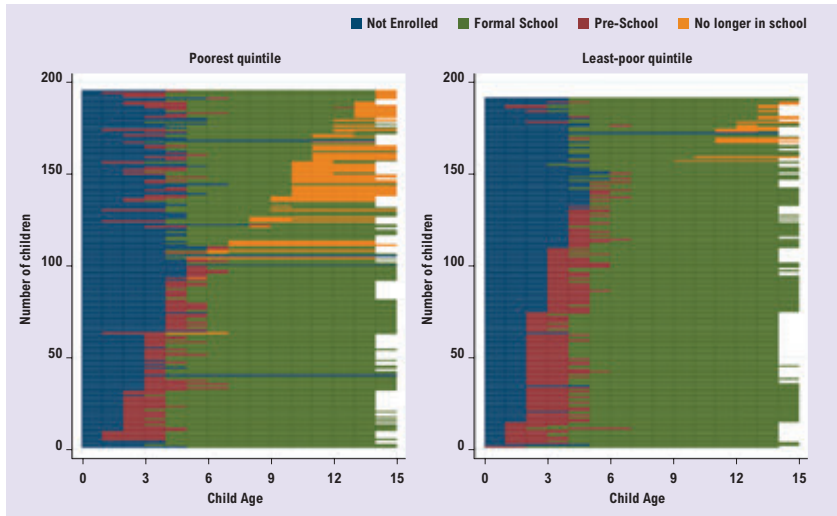


These findings are linked to other evidence from parents in Andhra Pradesh who report choosing to invest more in boys' education (Himaz 2009a). Equivalent trends are found for health, with families opting for private healthcare due to perceived poor quality of public provision of healthcare in AP (Pells 2011b; Pells 2011a). But private healthcare (like private schools) can create large household debts thus fuelling inequalities, as well as further impoverishing already poor households.

Inequalities in school access

While primary school enrolment has been relatively high in all four of the study countries, children growing up in rural areas are still less likely to be enrolled in school than children in urban areas in Ethiopia, Andhra Pradesh and Vietnam. Ethnicity is a further predictor of enrolment gaps, particularly in Vietnam. In Andhra Pradesh, household wealth is a key factor in school enrolment. Figure 12 plots the school histories for individual children, comparing those in the bottom (poorest) and top (least poor) quintile in the sample. Each line represents a child, with the chart demonstrating the marked wealth-linked inequalities in access to education with the poorest children less likely to access pre-school and more likely to leave school earlier than less poor children.

Figure 12. School enrolment by child age for poorest and least-poor household quintiles (AP India, Older Cohort, 2009)



Note: School history data runs to either 14 or 15, due to variation in Young Lives children's ages at 2009 survey.

Perhaps even more significant are the inequalities in children's progression through school. Although 90% of 15 year olds in Ethiopia reported still being enrolled in school, only 18% of had completed primary school by that age (Murray 2012). In Peru, 61% of Older Cohort children in the poorest quintile had repeated a grade by 2009, compared to 38% of children in the wealthiest quintile (Pells 2011b).

Late enrolment, infrequent attendance, slow progression through school (age-for-grade), including grade repetition, as well as early drop-out from school are all more common among disadvantaged groups. Frost and Rolleston (2011) identified three main determinant factors in a child being closer to the 'expected' age for grade in Ethiopia: having a caregiver who could read, being in a wealthier household, and being taller at Round 1 of data collection in 2002. Establishing children's correct age-grade is especially tricky in Ethiopia, in the absence of universal birth registration. Since children's age may be unknown (or contested), teachers commonly employ a crude indicator of school readiness: they rely on the changing ratio of head size to limb length, and admit children only when they are able to stretch their left arm over their head and touch their right ear, thereby excluding children whose physical maturation is delayed (Woodhead et al. 2009).

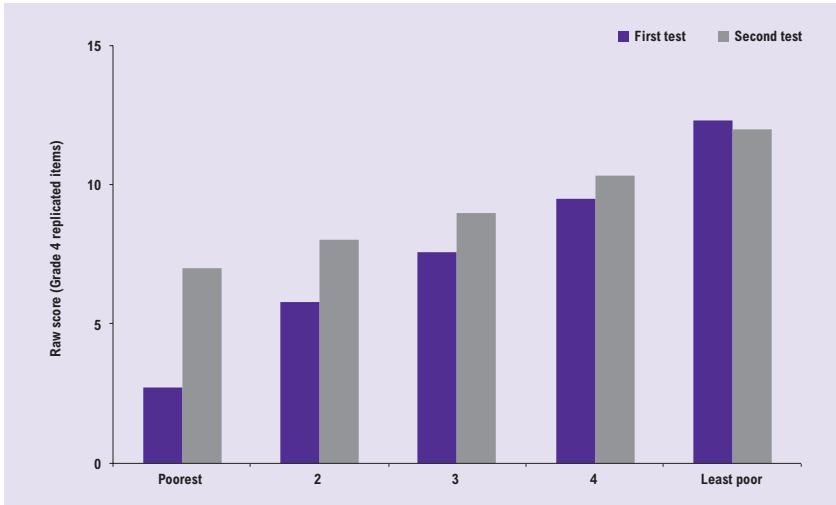
Evidence for school effectiveness

With three rounds of data, Young Lives researchers have analysed how inequalities in school achievement have evolved over time. As noted earlier, large gaps open up by the early years of schooling, but these appear to ‘plateau’ in middle childhood when most children are in school, and widen again during later years of schooling. Gaps in education outcomes relate to household wealth in all four countries, but disparities at the age of 12 were generally predicted by previous test scores at age 8 (with no additional negative effect of wealth at that point) (Rolleston and James 2011). This suggests some compensatory or levelling effect of school during middle childhood, but the same study found that the inequalities in outcomes widened again during the later years of schooling, when pressures to drop out rise, especially because of rising costs (including opportunity costs of labour).

“Large gaps open up by the early years of schooling, but these appear to ‘plateau’ in middle childhood when most children are in school, and widen again during later years of schooling. ... This suggests some compensatory or levelling effect of schooling during middle childhood.”

While much Young Lives evidence draws attention to the risk that inequitable school systems amplify inequalities, much depends on the governance systems that ensure access to quality teaching for disadvantaged children. Initial analysis from Young Lives school-effectiveness research in Vietnam gives some evidence on the ability of a school system to bring children from disadvantaged backgrounds up to the level expected by its curricula. Children who did less well on a maths test at around 10 years old (disproportionately those from less advantaged backgrounds) made most progress (Figure 11) (Rolleston 2012). One interpretation of these results links to the observation that Vietnamese teaching was focused on the class (as a whole) achieving to an acceptable level, rather than increasing the stretch of the most able individuals. Further the Vietnamese curricula appeared well suited to appropriately develop children’s ability, rather than being over-ambitious. It is also apparent that the qualification levels of teachers in poorer areas tend to be quite similar to those teaching in more advantaged areas, which is probably due to centralised teacher training system.

**Figure 13. Progress in maths test scores over school year (2011-12)
(Vietnam, Younger Cohort, age 10 in 2011)**



Note: The sample has been divided into quintiles on a 'home background index', with the 'poorest' showing the biggest gains in maths score. This index is based on indicators known to be associated with educational disadvantage, notably minority group membership, parents' language and literacy in Vietnamese, as well as household environment (including number of meals per day, books in the home, telephone, internet etc).

Summary

- Children and parents have high expectations that school education will be transformative, but for most there is a mismatch with realistic opportunities.
- Early childhood education and primary schooling frequently does not seem to live up to its promise to reduce inequalities, and may actually reinforce other forms of disadvantage.
- Growth in low-cost private schools in AP India appears to risk widening existing inequalities, including between boys and girls.
- Young Lives evidence from Vietnam draws attention to that ways that school systems focussed on supporting all children can be effective in narrowing achievement gaps.

“While Young Lives evidence draws attention to the risk that inequitable school systems amplify inequalities, much depends on the governance systems that ensure access to quality teaching for disadvantaged children.”

School aspirations and realistic opportunities: Lien's story

Lien is 16 and lives in Vietnam. She studies hard but because her family is poor, she also feels she needs to earn money.

Two years ago, Lien had a great disappointment: she failed her high school entrance exam, which was a great shock to her as she had always been a good student. This affected her greatly, and happened just after her grandmother died. But eventually Lien decided to earn enough money to retake the exams. The next time, she passed. She was very proud of this. She now goes to the local high school. She enjoys her work and friends and hopes to go to university one day.

Lien has an older sister who went to university, which was a great achievement. But now she is at home and cannot find work and her mother embarrasses her by constantly asking anyone they meet if they can find her a job.

As well as going to school, Lien sews shopping bags for an international furniture chain. She uses the sewing machine that her parents bought her several years ago. At noon, after she gets home from school and has lunch, she sews until 4 or 5 in the afternoon with the help of her sister and sometimes her brother. She is paid 450 dong (around 20 US cents) a bag. "The wage they pay is low but at least it's better than having nothing to do", says Lien's sister. "But sewing this kind of bag is a harmful job. Many people who work on them for a long time get bone and muscle pain." Lien's sister says that Lien is very good at sewing. "If she works for the whole Sunday, she can sew more than 200 bags and get a small salary of about 90,000 dong [around 4 dollars]."

Once she has finished sewing, Lien does her homework and helps her sister cook dinner. In the past, when her sister was still studying, she had to cook dinner for the whole family. In the evening, she studies for another half an hour.

Lien's mother still works long hours. This is partly why Lien has tried to work part time to have money to help her mother pay for the daily expenses and fund her own education.



Message 8: Social protection programmes can reduce disadvantage, but impacts are often complex, some may be unintended and they may not always benefit children

Potential of social protection initiatives

Social protection has had much recent, attention, including the new ILO labour standard on national floors of social protection (ILO 2012). Others, including UNICEF, have sought to evaluate the consequences of social protection for children (Sanfilippo, de Neuborg and Martorano 2012). There is therefore considerable consensus about the potential of social protection in supporting more equitable development, although current systems are often weak and with low coverage (for example, European Commission 2010; World Bank 2012; UNICEF 2012). The impact of policy innovation in Ethiopia, Andhra Pradesh India and Peru since 2000 has been monitored by tracking experiences of Young Lives households and children.

Overall, our data show the potential for social protection in helping to mitigate broader inequalities, and in improving the success of other social policies (Porter and Dornan 2010). For example, analysis of receipt of Midday Meal Scheme in Andhra Pradesh (provided in government-run primary schools) found protective effects on the nutrition of 5 year olds. Positive impacts were particularly large when households were in drought-affected areas (Singh, Park and Dercon 2012). 2009 data relating to the Mahatma Gandhi National Rural Employment Guarantee Scheme (MGNREGS) shows its rural focus makes it relatively effective at reaching those affected by environmental shocks (about 6 in 7 households which reported being affected by an environmental shock also reported access to MGNREGS) (Dornan 2010). Analysis of 2006 data also found suggestive evidence that MGNREGS was having insurance effects, with households with agricultural livelihoods both more likely to register but less likely to use the scheme (Uppal 2009).

Qualitative evidence also suggests that having the option of MGNREGS work had enabled some labourers (including women) to turn down very low paid work (Camfield and Vennam 2012).

Evaluating the effects of social protection

However, Young Lives evidence highlights some policy concerns that need to be borne in mind in improving the impact of social protection schemes for children. A key point is that the level of transfers matter in supporting poor families. Studies of the Ethiopian Productive Safety Net Programme (a public works scheme) have argued that despite protecting children from hunger, evidence of positive impacts on children was hard to find and transfer payments had been undermined by wider inflation (Tafero and Woldehanna 2012). Qualitative analysis of differences in the implementation of MGNREGS between several communities showing that perceptions of mismanagement undermined trust, highlighting the importance of effective governance in maintaining public support for social protection programmes (Camfield and Vennam 2012). Additionally researchers report lack of information or awareness about social protection in the Juntos scheme (Streuli 2012). This lack of awareness both limits people's capacity to benefit from schemes and to challenge poor implementation. Evidence from AP India (Uppal 2009) suggests that households that reported having influential social networks or contacts were more likely to benefit, which may suggest nepotism (or possibly corruption), and certainly highlights a challenge in extending information and access to socially marginalised groups.

“Although policymakers often see narrow targeting as an efficient use of resources, it is often hard to identify clear differences in poor communities between beneficiaries and non-beneficiaries.”

Evidence shows that social protection schemes can also alter how children use their time in practice. Increased household income may reduce the chances of children needing to work (and so increase time studying or on other activities). However, if social protection schemes increase parent's work (for example through public works), this may result in children having to do more work or substitute for parents' work. Research on the Ethiopia Productive Safety Net programme argues that this substitution effect exists but might be reduced by greater use of direct payments (not conditional on

parents' work) (Tafere and Woldehanna 2012). Finally, although policymakers often see narrow targeting as an efficient use of resources, evidence from Ethiopia in 2006 found it hard to identify clear differences in poor communities between beneficiaries and non-beneficiaries (Porter and Dornan 2010). Targeting families may also be counter-cultural in communities where sharing across households is common. Qualitative evidence on perceptions of the Juntos cash conditional transfer programme (which has an area-based as well as household targeting element) suggested those in non-entitled communities viewed themselves as equally poor as beneficiaries (Streuli 2012) and so narrow entitlement 'cliff edges' can create inter-community tensions. Additionally poverty-based targeting is also likely to identify groups who may experience other stigma or discrimination (such as minority groups) which may reinforce existing negative attitudes.

Summary

- Social protection is a key way of underpinning pro-poor policy. Positive examples exist within Young Lives countries of the way in which social protection can make inroads to improve the outcomes of children.
- Social protection can have adverse consequences for children, especially where it is poorly designed or implemented.
- Very narrow targeting, focused on the most marginalised groups, is unlikely to achieve wide population support for schemes.

Poor families experience many pressures, but social protection can reduce disadvantage: Fabricio's story

Fabricio is 9 years old and the youngest of six children from an indigenous Quechua-speaking family in Peru.

Fabricio says since we last visited there have been some good changes in his home, which may be because his family joined the Government's *Juntos* programme, which helps poor families provide education and basic care for their children. The main change he has noticed is that the house is much cleaner – which he said was one of the requirements of the programme. This is not one of the requirements but sometimes *Juntos* supervisors add additional requirements. The family also bought some tables for the house which, he says, allows him more space for doing his homework.

Fabricio tells us that he does not like the rain and cold weather. It stops children going to school and spoils the crops. This makes him sad because people suffer and go hungry. He says: "When it hails, I get scared. It hurts. It ruins the crops and spoils the produce. ... When it is time for harvest, there isn't any."

Fabricio also worries about his father's health. He tells of an occasion when the rains prevented his father from coming home on time and he thought he had been in an accident. He says that his father has back pain because he works so hard. He remembers when his older brother took his father to the nearest town to be treated. He thought that his father was going to die and recalls his mother: "cried and bought remedies; she bought pills from the clinic."

Fabricio's father recovered but neither of his parents is very healthy. His father was ill three times with bronchial pneumonia and his mother reports she suffers from gallbladder disease. This has also had an effect on the family's income. His mother says that one of his sisters has mental health problems and has been to a doctor and a healer.

Conclusions and policy implications

- Inequalities in the circumstances facing different children feed through into systematic inequalities in their outcomes. Differences in outcomes in turn undermine later equality of opportunity. Since inequality of opportunity wastes talent, so this is a loss of potential for national development.
- Children's circumstances strongly predict their opportunities to learn during the early years. Children who score well on early tests and who are from poorer families quickly fall behind. There is some evidence that these processes plateau during middle childhood, possibly due to universal schooling. Background characteristics again become important during later childhood, showing that policy which addresses circumstances outside (as well as inside) the school gates is important to longer-term human capital development.
- During early childhood, socio-economic and household characteristics are much stronger determinants of children's development than gender. Gender differences become more marked during middle and later childhood. They take different forms within and between countries, and do not always favour boys. They are often shaped by parents' (and increasingly children's) expectations of how choices or investments will pay off in later life. Policy aimed at reducing gender-based differences needs to engage with the context that influences parents' and children's choices as well as discrimination *per se*.
- The damaging impact of early malnutrition on later child development is well established. Since more marginalised groups experience worse early life conditions, under-nutrition is common in these groups. Prevention is better than cure, so improving early life conditions therefore ought to be a core priority for pro-equity policy. But for children who experience stunting in the early years, initial findings do suggest some hope that policy (for example by subsequent investments in nutrition or care, targeted especially to the most vulnerable) might at least partially mitigate the negative effects of early life deprivation.
- Inequalities also open up during middle and later childhood. Gender differences grow over this period, shaped by diverging expectations for girls and boys, which are in turn framed by the socio-economic circumstances of the household. Pressure to work is increasingly felt by

older children from poor families, competing with schooling. The flexibility of schooling to meet the needs of children combining work and school will help retain those who may otherwise leave early. Family illness and death impact strongly on children's responsibilities for caring, as well as on poverty levels, reducing children's ability to engage with schooling.

- The ways children actually experience poverty and inequality tends to be neglected in research, policy and programmes. Subjective well-being is an important indicator of inequality. The social distance that inequalities can create affects how children feel about themselves. If children who feel ashamed about their circumstances withdraw from schooling, this subjective experience both reflects 'objective' circumstances and is a route through which future inequalities are perpetuated.
- Parents and children have high hopes of schooling as transformative for their future life chances. Most often there is a mismatch between expectations of education, availability of quality schooling and realistic employment prospects. The extent to which school realises its potential to reduce inequalities is very variable. In Andhra Pradesh, growth of low-fee private schooling risks widening some inequalities (notably an increasing number of boys, over girls, accessing private schools), but school effectiveness research in Vietnam shows more disadvantaged children 'catching up'. Both examples draw attention to the importance of governance of school systems, including the private sector, and as well the teacher quality and well-planned curricula.
- Social protection has considerable potential to help support access to health and education policies. Coverage, good design and ensuring systems are accessible are important policy challenges. Building sustainable systems of social protection, however, need also to account how policy is perceived by beneficiaries and non-beneficiaries alike.

In short, since the nature, and consequences of inequality are multidimensional, so too must be the response. Growth policies, equitable education and health, underpinned by effective social protection all have a role to play. Policies focused on the earliest years of life are crucial in reducing inequality, but Young Lives longitudinal research also draws attention to other key policy opportunities during middle and later childhood.

“Since the nature, and consequences of inequality are multidimensional, so too must be the response.”

References

- Ames, P. (2012) 'Language, Culture and Identity in the Transition to Primary School: Challenges to Indigenous Children's Rights to Education in Peru', *International Journal of Educational Development* 32(3): 454-464.
- Boyden, J. (2009) 'Risk and Capability in the Context of Adversity: Children's Contributions to Household Livelihoods in Ethiopia', *Children, Youth and Environments* 19(2): 111-137.
- Boyden, J. (2012) 'Modernity, Mobility and the Reshaping of Childhood in the Twenty-first Century: Educational Aspirations and Challenges', Keynote address to British Association for International and Comparative Education Conference, Cambridge, September 2012.
- Boyden, J. and M. Bourdillon (eds) (2012) *Childhood Poverty: Multidisciplinary Approaches*, Basingstoke: Palgrave Macmillan.
- Boyden, J. and M. Bourdillon (eds) (2013, forthcoming) *Growing up in Poverty: Findings from Young Lives*, Basingstoke: Palgrave Macmillan.
- Boyden, J. and G. Crivello (2012) 'Political Economy, Perception and Social Change as Mediators of Childhood Risk in Andhra Pradesh', in J. Boyden and M. Bourdillon (eds) *Childhood Poverty Multidisciplinary Approaches*.
- Boyden, J. and S. Dercon (2012) *Child Development and Economic Development: Lessons and Future Challenges*, Oxford: Young Lives.
- Boyden, J., A. Pankhurst and Y. Tafere (2012) 'Child Protection and Harmful Traditional Practices: Female Early Marriage and Genital Modification in Ethiopia', *Development in Practice* 22(4): 510-522.
- Camfield, L. (2011) 'From School to Adulthood? Young People's Pathways through Schooling in Urban Ethiopia', *European Journal of Development Research* 23(5): 679-694.
- Camfield, L. and Y. Tafere (2009) 'Children with a Good Life Have to Have School Bags': *Diverse Understandings of Well-being among Older Children in Three Ethiopian Communities*, Working Paper 37, Oxford: Young Lives.
- Camfield, L. and Y. Tafere (2011) 'Community Understandings of Childhood Transitions in Ethiopia: Different for Girls?', *Children's Geographies* 19(2): 247-262.
- Camfield, L. and U. Vennam (2012) *From Policy to Implementation: An In-depth Exploration of the Mahatma Gandhi National Rural Employment Guarantee Scheme in Andhra Pradesh*, Working Paper 82, Oxford: Young Lives.
- Crivello, G. and J. Boyden (2012) 'On Childhood and Risk: An Exploration of Children's Everyday Experiences in Rural Peru', *Children and Society*.
- Crivello, G. and N. Chuta (2012) 'Rethinking Orphanhood and Vulnerability in Ethiopia', *Development in Practice* 22(4): 536-548.
- Crivello, G., U. Vennam and A. Komanduri (2012) 'Ridiculed for not having anything: Children's Views on Poverty and Inequality in Rural India', in J. Boyden and M. Bourdillon (eds) *Childhood Poverty: Multidisciplinary Approaches*.

Crookston, B., K. Dearden, S. Alder, C. Porucznik, J. Stanford, R. Merrill, T. Dickerson and M. Penny (2011) 'Impact of Early and Concurrent Stunting on Cognition', *Maternal and Child Nutrition* 7(4): 397-409.

Crookston, B., M. Penny, S. Alder, T. Dickerson, R. Merrill, J. Stanford, C. Porucznik and K. Dearden (2010) 'Children Who Recover from Early Stunting and Children Who Are Not Stunted Demonstrate Similar Levels of Cognition', *Journal of Nutrition* 140(11): 1996-2001.

Cueto, S., J. Escobal, M. Penny and P. Ames (2011) *Tracking Disparities: Who Gets Left Behind? Initial Findings from Peru*, Round 3 Survey Report, Oxford: Young Lives.

Cueto, S., J. Leon and I. Muñoz (2011) 'Who Gets Ahead? Educational Achievement Gaps over Time across Four Countries', Presentation at UKFIET conference, Oxford, September 2011.

Cueto, S., J. Leon and I. Muñoz (2013, forthcoming) 'Educational Opportunities, Verbal and Math Achievement for Children in Peru: A Longitudinal Model', in J. Boyden and M. Bourdillon (eds) *Growing up in Poverty: Findings from Young Lives*.

Dercon, S. (2008) *Children and the Food Price Crisis*, Policy Brief 5, Oxford: Young Lives.

Dercon, S. and A. Sánchez (2011) *Long-term Implications of Under-nutrition on Psychosocial Competencies: Evidence from Four Developing Countries*, Working Paper 72, Oxford: Young Lives.

Dercon S. and A. Singh (2011) *From Nutrition to Aspirations and Self-Efficacy: Gender Bias over Time among Children in Four Countries*, Working Paper 71, Oxford: Young Lives.

Dornan, P. (2010) *Understanding the Impacts of Crisis on Children in Developing Countries*, Round 3 Preliminary Findings, Oxford: Young Lives.

Dornan, P. (2011) *Growth, Wealth and Inequality: Evidence from Young Lives*, Policy Paper 5, Oxford: Young Lives.

Dornan, P. and J. Boyden (2011) *Putting Children at the Centre of Poverty Debates*, Policy Brief 12, Oxford: Young Lives.

Engle, P., L. Fernald, H. Alderman, J. Behrman, C. O'Gara, A. Yousafzai, M. Cabral de Mello, M. Hidrobo, N. Ulkuer, I. Ertem, S. Iltus and the Global Child Development Steering Group (2011) 'Strategies for Reducing Inequalities and Improving Developmental Outcomes for Young Children in Low-income and Middle-income Countries', *The Lancet* 378: 1339–53.

Escobal, J., P. Ames, S. Cueto, M. Penny and E. Flores (2008) *Young Lives: Peru Round 2 Survey*, Country Report, Oxford: Young Lives.

European Commission (2010) *Social Protection for Inclusive Development: A New Perspective in EU Cooperation with Africa*, European Report on Development, Brussels: European Commission.

Frost, M. and C. Rolleston (2011) 'Improving Education Quality, Equity and Access: A Report on Findings from the Young Lives School Component in Ethiopia', unpublished report, Oxford: Young Lives.

Galab, S., V. Kumar, P. Reddy, R. Singh and U. Vennam (2011) *The Impact of Growth on Childhood Poverty in Andhra Pradesh: Initial Findings from India*, Round 3 Survey Report, Oxford: Young Lives.

Heissler K. and C. Porter (2010) *Know Your Place: Ethiopian Children's Contribution to Household Economy*, Working Paper 61, Oxford: Young Lives.

Helmets, C. and M. Patnam (2009) *The Formation and Evolution of Childhood Skill Acquisition: Evidence from India*, Young Lives Working Paper 38, Oxford: Young Lives.

Himaz, R. (2009a) *Is There a Boy Bias in Household Education Expenditure? The Case of Andhra Pradesh in India Based on Young Lives Data*, Working Paper 46, Oxford: Young Lives.

Himaz, R. (2009b) *The Impact of Parental Death on Schooling and Subjective Well-being: Evidence from Ethiopia using Longitudinal Data*, Working Paper 44, Oxford: Young Lives.

ILO (2012) 'Text of the recommendation concerning national floors of social protection', Geneva: ILO.

Kumar, V. (2012) *Prioritising Nutrition in Order to Achieve the MDGs in India*, Policy Brief 17, Oxford: Young Lives.

Le, T.D. (2009) *The Effect of Early-age Stunting on Cognitive Achievement among Children in Vietnam*, Working Paper 45, Oxford: Young Lives.

Le, T.D., T. Nguyen, V.T. Nguyen, T.H. Mai and T.T.T. Vu (2011) *How Do Children Fare in the New Millennium? Initial Findings from Vietnam*, Round 3 Survey Report, Oxford: Young Lives.

Le, T.D., P.N. Nguyen, M.C. Tran, V.T. Nguyen and T.S. Vo (2008) *Young Lives: Vietnam Round 2 Survey*, Oxford: Young Lives.

Murray, H. (2010) *Early Childhood Care and Education as a Strategy for Poverty Reduction: Evidence from Young Lives*, Policy Brief 9, Oxford: Young Lives.

Murray, H. (2012) *Is School Education Breaking the Poverty Cycle for Children? Factors Shaping Education Inequalities in Ethiopia, India, Peru and Vietnam*, Policy Paper 6, Oxford: Young Lives.

Orkin, K. (2011) *'If God will...next year I will send her back to school': The Effects of Child and Parental Illness on School Participation in Rural Ethiopia*, CREATE Pathways to access Research Monograph 60.

Orkin, K., W. Yadete and M. Woodhead (2012) *Delivering Quality Early Learning in Low-resource Settings: Progress and Challenges in Ethiopia*, Working Papers in Early Childhood Development 59, The Hague: Bernard van Leer Foundation.

Outes, I. and C. Porter (2012) 'Catching Up from Early Nutritional Deficits? Evidence from Rural Ethiopia', *Economics and Human Biology* (early on-line publication).

Pells, K. (2011a) *Poverty and Gender Inequalities: Evidence from Young Lives*, Policy Paper 3, Oxford: Young Lives.

Pells, K. (2011b) *Poverty, Risk and Families Responses: Evidence from Young Lives*, Policy Paper 4, Oxford: Young Lives.

Pells, K. (2012) 'Risky Lives: Risk and Protection for Children Growing up in Poverty', *Development in Practice* 22(4): 562-573.

Porter, C. with P. Dornan (2010) *Social Protection and Children: A Synthesis of Evidence from Young Lives Research in Ethiopia, India and Peru*, Policy Paper 1, Oxford: Young Lives.

- Rolleston, C. (2012) 'Value added in Vietnam: Preliminary Findings from the School Survey Data', internal presentation, Oxford: Young Lives.
- Rolleston, C. and Z. James (2011) 'The Role of Schooling in Skill Development: Evidence from Young Lives in Ethiopia, India, Peru and Vietnam', Background paper for the *Education For All Global Monitoring Report 2012*, Paris: UNESCO.
- Sánchez, A. (2009) *Early Nutrition and Cognitive Achievement in Pre-School Children in Peru*, Working Paper 57, Oxford: Young Lives.
- Sanfilippo, M., C. de Neubourg and B. Martorano (2012) *The Impact of Social Protection on Children: A Review of the Literature*, Working paper 2012-06, Florence: UNICEF Office of Research.
- Save the Children (2012) 'The Future We Want': Learning from Children's Experiences of Sustainable Development, London: Save the Children UK (paper written by Young Lives for Save the Children).
- Singh, A., A. Park and S. Dercon (2012) *School Meals as a Safety Net: An Evaluation of the Midday Meal Scheme in India*, Working Paper 75, Oxford: Young Lives.
- Streuli, N. (2012) *Children's Experiences of Juntos, a Conditional Cash Transfer Scheme in Peru*, Working Paper 78, Oxford: Young Lives.
- Streuli, N., U. Vennam and M. Woodhead (2011) *Increasing Choice or Inequality? Pathways through Early Education in Andhra Pradesh, India*, Working Papers in Early Child Development 58, The Hague: Bernard van Leer Foundation.
- Tafere, Y. and T. Woldehanna (2012) *Beyond Food Security: Transforming the Productive Safety Net Programme in Ethiopia for the Well-being of Children*, Working Paper 83, Oxford: Young Lives.
- UNICEF (2012) 'Integrated Social Protection Systems Enhancing Equity for Children: UNICEF social protection strategic framework', UNICEF: New York.
- Uppal, V. (2009) 'Is the NREGS a Safety Net for Children?', Student Paper, Oxford: Young Lives.
- Van der Gaag, N., C. Knowles and K. Pells (2012) *Changing Lives in a Changing World: Young Lives Children Growing Up*, Oxford: Young Lives.
- Woodhead, M., P. Ames, U. Vennam, W. Abebe and N. Streuli (2009) *Equity and Quality? Challenges for Early Childhood and Primary Education in Ethiopia, India and Peru*, Working Papers in Early Child Development 55, The Hague: Bernard van Leer Foundation.
- Woodhead, M., M. Frost and Z. James (2013, forthcoming) 'Does Growth in Private Schooling Contribute to Education For All? Evidence from a Longitudinal, Two-cohort Study in Andhra Pradesh, India', *International Journal of Educational Development* 33(1): 65–73.
- Woodhead, M. and N. Streuli (2013, forthcoming) 'Early Education For All: Is There a Role for the Private Sector?', in P. Britto, P. Engle and C. Super (eds) *Handbook of Early Child Development: Translating Research to Global Policy*, New York: Oxford University Press.
- World Bank (2012) 'Resilience, Equity, and Opportunity: The World Bank 2012-2022 Social Protection and Labor Strategy', Washington DC: World Bank.

What Inequality Means for Children: Evidence from Young Lives

This paper draws together research from across the Young Lives study of child poverty to answer questions about how inequality shapes children's development. Our conclusions are wide-ranging – spanning education, health and nutrition, and psychosocial development. Overall, the evidence is clear – that children from the poorest households are most vulnerable and quickly fall behind their peers, in terms of equality of opportunity as well as outcomes.

Following children over fifteen years enables us to see how gender-based differences evolve over the life-course, highlighting trigger points that shape different opportunities for girls and boys. We also see that while stunting is still widespread, there is also evidence of partial recovery for some children. This reinforces the conclusion that investment in early childhood is essential, but shows that later interventions to support older children are also important. We also highlight the impact of diverse school systems on inequalities in terms of access, quality and outcomes, and the role that schools may play in reducing – or all too often, amplifying – differences.

Since inequalities are multidimensional, so too must be the response. Equitable growth policies, education and health services, underpinned by effective social protection, all have a role to play.



Young Lives
Department of International Development
University of Oxford
3 Mansfield Road
Oxford OX1 3TB, UK
E-mail: younglives@younglives.org.uk

www.younglives.org.uk

Photos © Young Lives / Aida Ashenafi (Ethiopia); Farhatullah Beig (India); Lucero Del Castillo Ames, Sebastian Castañeda Vita, Raúl Egúsqiza Turriate (Peru); Pham Viet Anh (Vietnam)