


SOCIAL WORK AND DISASTER MANAGEMENT: SOCIAL CARE PERSPECTIVE

National Institute of Social Development

Dr. Janaka Jayawickrama

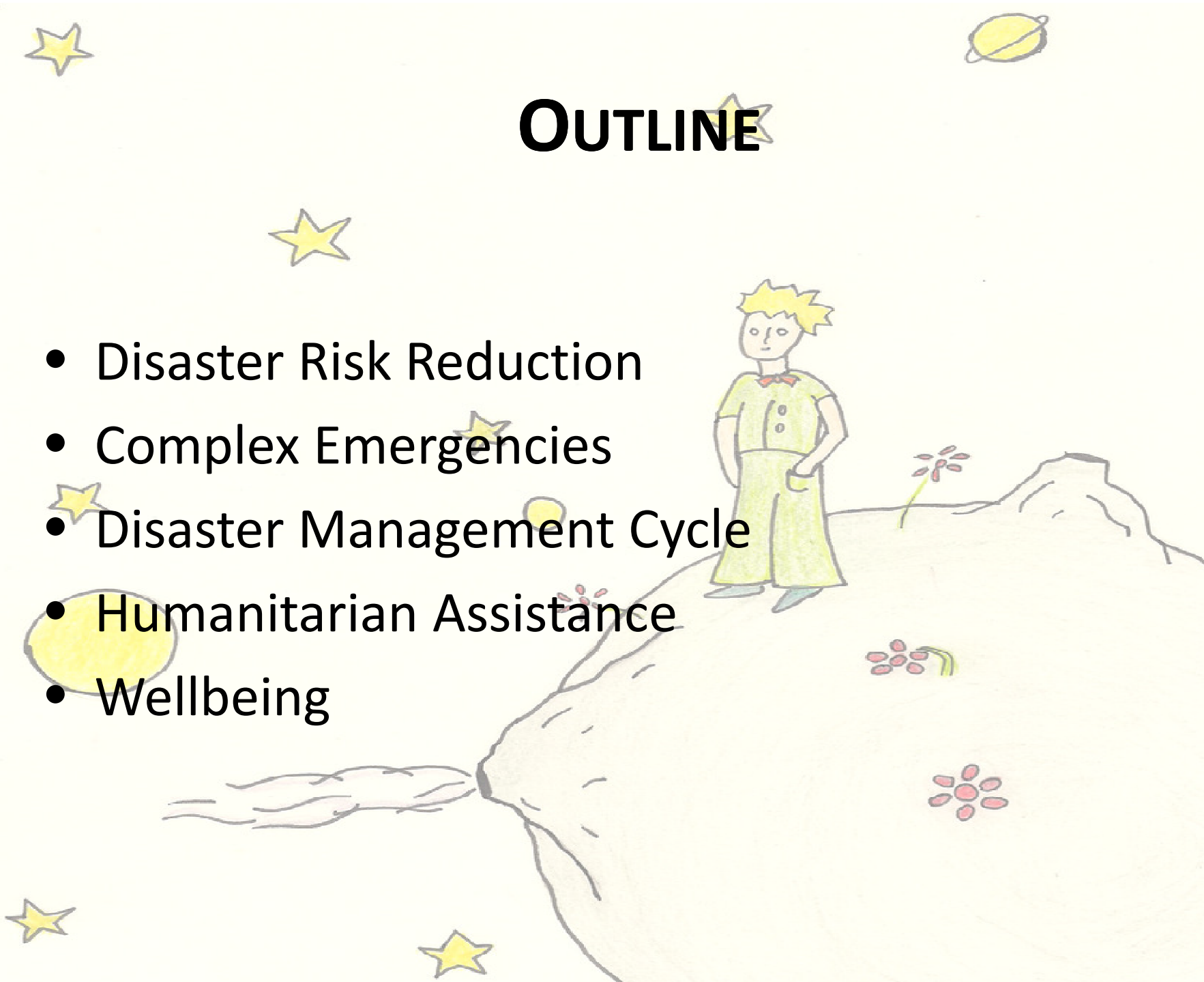
2012



No, sir, this is neither a flood-hit nor a drought-hit area. We are only hit by bad government!

OUTLINE

- Disaster Risk Reduction
- Complex Emergencies
- Disaster Management Cycle
- Humanitarian Assistance
- Wellbeing



DRIVE FOR DISASTER RISK REDUCTION

- Increase of disaster events globally and increasing disaster costs.
- Social, political, cultural, economic and environmental implications.
- Recognition that prevention is better than response (HFA, 2005).

HYOGO FRAMEWORK FOR DISASTER RISK REDUCTION

1. Ensure that disaster risk reduction is a national and a local priority with a strong institutional basis for implementation.
2. Identify, assess and monitor disaster risks and enhance early warning.
3. Use knowledge, innovation and education to build a culture of safety and resilience at all levels.

HYOGO FRAMEWORK FOR DISASTER RISK REDUCTION

4. Reduce the underlying risk factors.
5. Strengthen disaster preparedness for effective response at all levels.



INCREASING DISASTERS

Natural Hazards: 2000-2009 there were 385 natural disasters an increase of **233%** since 1980-1989 and **67%** increase since 1990-1999.

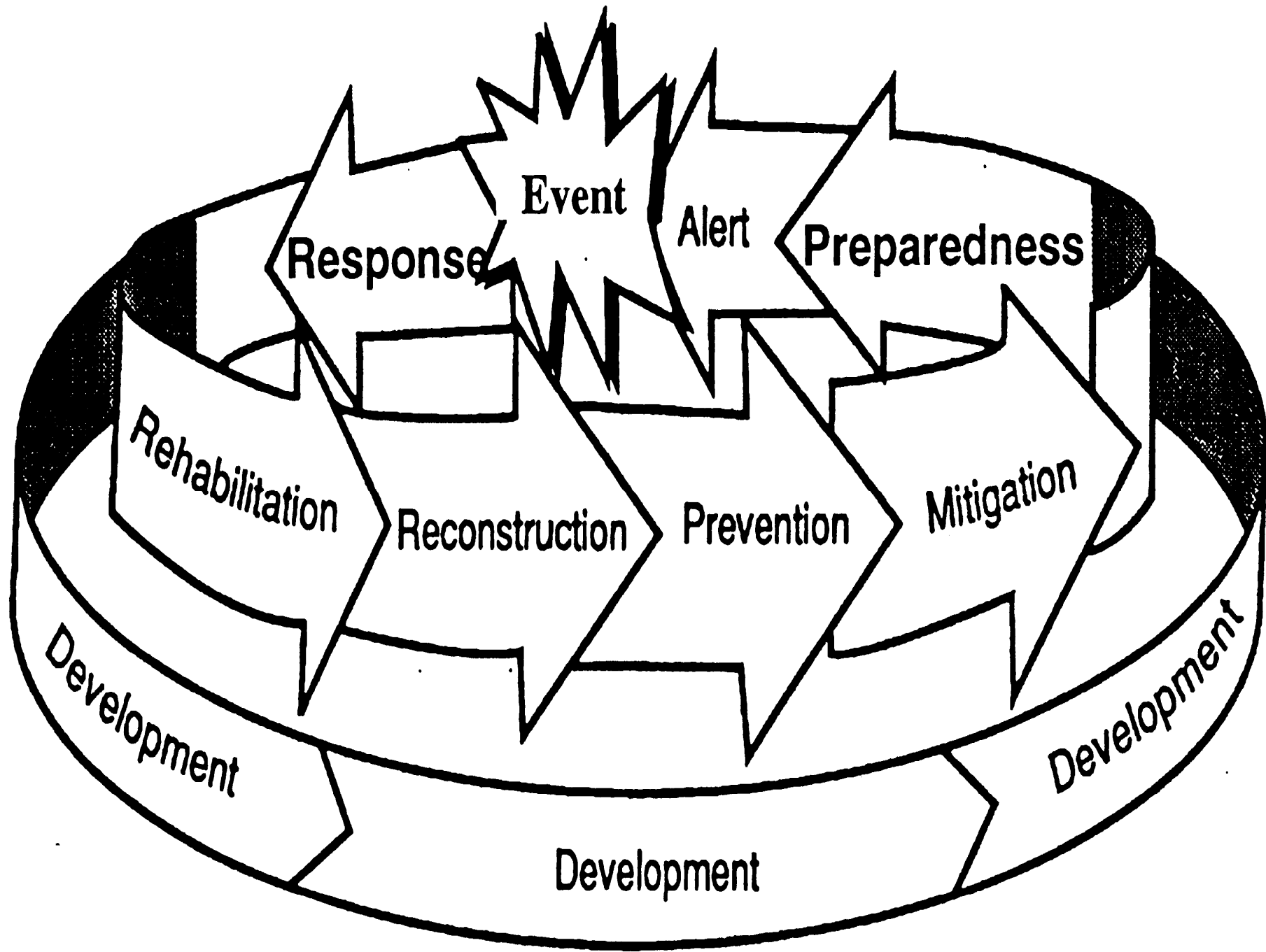
- Increased climatic variability
- Increased population pressures
- Environmental (???) refugees

COMPLEX EMERGENCIES

- The term 'complex emergency' was coined in Mozambique in the latter half of the 1980s.
- The need for international aid agencies to acknowledge that the humanitarian assistance needs were being generated by armed conflict as well as by periodic natural hazards.
- Since the end of the Cold War, the international community increasingly involved in ongoing armed conflicts.

COMPLEX EMERGENCIES

- Characterized by breakdown of government and internal or external conflict
- 1975-1985: 5 Complex emergencies worldwide
- By 1995: 50 Complex emergencies worldwide
- Conflict has taken over from drought as the primary cause of famine!
- 740,000 people die each year as a result of conflict
- In 2009 there were more IDPs from conflict than any point since the mid 1990s



Event

Response

Alert

Preparedness

Rehabilitation

Reconstruction

Prevention

Mitigation

Development

Development

Development

HUMANITARIAN ASSISTANCE: GLOBAL FACTS

- Humanitarian budget 1990-2010 increase 12 fold (OECD DAC data).
- All databases, despite incompleteness, show a rise in natural hazards.
- Little disasters or mundane events have greater cumulative impact than large scale events.
- The rise in natural hazards dominated by climatic events, particularly flood and drought.
- Rule of thumb: a flood at 10% of the impact of drought gets equal media coverage – August 2010 Pakistan floods, 2000+ dead and rising, Niger drought 400,000 severe malnutrition.

HUMANITARIAN ASSISTANCE

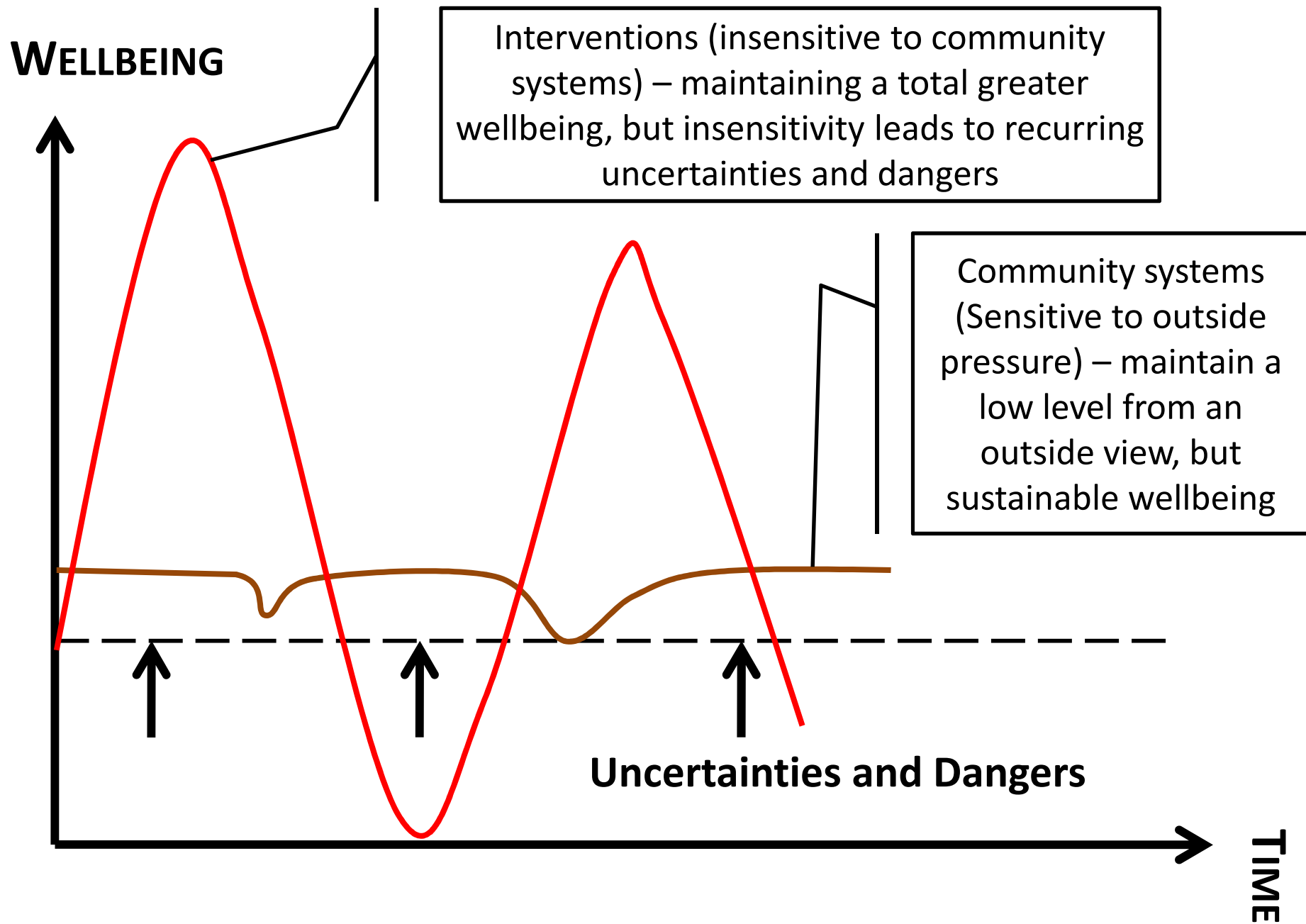
The humanitarian aid given to people in distress by individuals, organisations, or governments with the core purpose of preventing and alleviating human suffering.

The Principles of Humanitarian Aid

- **Impartiality:** no discrimination
- **Neutrality:** do not take sides
- **Independence:** retain autonomy

GLOBAL INTERPRETATIONS

- Vulnerability associated with underdevelopment; resilience associated with development
- Under globalisation, a different level of risk



LINKING SOCIAL WORK AND DISASTER RISK REDUCTION

1. Response
2. Rehabilitation
3. Reconstruction
4. Prevention
5. Mitigation
6. Preparedness

LINKING SOCIAL WORK AND DISASTER RISK REDUCTION

1. Attitudes and Values
2. Boundaries
3. Transitions