

Strathprints Institutional Repository

Walker, G. and Arnold, A. S. and Franke-Arnold, S. (2012) *Trans-spectral orbital angular momentum transfer via four-wave mixing in Rb vapor*. Physical Review Letters, 108 (24). ISSN 0031-9007

Strathprints is designed to allow users to access the research output of the University of Strathclyde. Copyright © and Moral Rights for the papers on this site are retained by the individual authors and/or other copyright owners. You may not engage in further distribution of the material for any profitmaking activities or any commercial gain. You may freely distribute both the url (<http://strathprints.strath.ac.uk/>) and the content of this paper for research or study, educational, or not-for-profit purposes without prior permission or charge.

Any correspondence concerning this service should be sent to Strathprints administrator: <mailto:strathprints@strath.ac.uk>

Trans-Spectral Orbital Angular Momentum Transfer via Four-Wave Mixing in Rb Vapor

G. Walker,¹ A. S. Arnold,² and S. Franke-Arnold¹

¹*School of Physics and Astronomy, SUPA, University of Glasgow, Glasgow G12 8QQ, United Kingdom*

²*Department of Physics, SUPA, University of Strathclyde, Glasgow G4 0NG, United Kingdom*

(Received 5 March 2012; published 14 June 2012)

We report the transfer of phase structure and, in particular, of orbital angular momentum from near-infrared pump light to blue light generated in a four-wave-mixing process in ⁸⁵Rb vapor. The intensity and phase profile of the two pump lasers at 780 and 776 nm, shaped by a spatial light modulator, influences the phase and intensity profile of light at 420 nm, which is generated in a subsequent coherent cascade. In particular, we observe that the phase profile associated with orbital angular momentum is transferred entirely from the pump light to the blue. Pumping with more complicated light profiles results in the excitation of spatial modes in the blue that depend strongly on phase matching, thus demonstrating the parametric nature of the mode transfer. These results have implications on the inscription and storage of phase information in atomic gases.

DOI: [10.1103/PhysRevLett.108.243601](https://doi.org/10.1103/PhysRevLett.108.243601)

PACS numbers: 42.50.Tx, 42.65.Hw

Phase-matched nonlinear optical processes include a wide range of phenomena including spontaneous parametric down conversion (SPDC), four-wave mixing (FWM), and stimulated Raman scattering. They can be studied in dielectrics as well as in atomic media. Phase matching, if applied to the longitudinal component of the wave vector, results in momentum correlations between the relevant light fields but it also allows the transfer of phase information. The spatially varying phase of Laguerre-Gauss (LG) modes is particularly appealing when investigating phase-dependent effects, as these eigenmodes of propagation are characterized by an axial vortex line which can easily be visualized. LG modes have an azimuthal phase structure of $\exp(il\varphi)$ associated with an orbital angular momentum (OAM) of $l\hbar$ per photon [1]. Conservation and storage of OAM has been observed in a number of processes including the entanglement of OAM modes in SPDC [2,3], second harmonic generation [4], or FWM in semiconductors [5]. For SPDC, it has been shown that phase matching applied to waves with a transverse phase structure is responsible for the conservation of OAM [6] as long as all modes are observed [7]. More generally, parametric amplification of complex images has been realized using nonlinear crystals [8].

In atom optics, unlike in solid state processes, nonlinear effects are highly efficient and require only low light intensities. FWM and other closed loop processes have enabled the transfer of phase information to room temperature atomic vapors [9,10], and optical OAM has been used to manipulate the quantum state of Bose-Einstein condensates via Raman transitions [11,12]. In these processes, the OAM of light was transferred to the atomic media. In a recent experiment, correlated OAM beams were generated in a FWM process utilizing Raman transitions between different hyperfine states of the same optical transition [13]. Here, we report a FWM process that transfers the

OAM of the pump light—via the atomic medium—to light at the opposite end of the visible spectrum.

We recently demonstrated the highly efficient generation of up to 1.1 mW of coherent 420 nm blue (*B*) light by enhanced frequency up conversion in Rb vapor [14], while similar experiments have been performed by a number of other groups in Rb [15–17] and Cs [18]. The blue light generation relies on two near-infrared (NIR) pump lasers at 780 ($^5S_{1/2}$ - $^5P_{3/2}$) and 776 nm ($^5P_{3/2}$ - $^5D_{5/2}$). The atoms can subsequently decay in a cascade via $^6P_{3/2}$, generating coherent infrared (IR) (5.23 μm) and blue (420 nm) light (⁸⁵Rb level scheme in Fig. 1). We investigate phase matching in the context of the FWM process by illuminating the atomic medium with pump light in various LG modes and some of their simple superpositions.

Any image, including the profile of our pump and generated light beams, can be described in terms of a

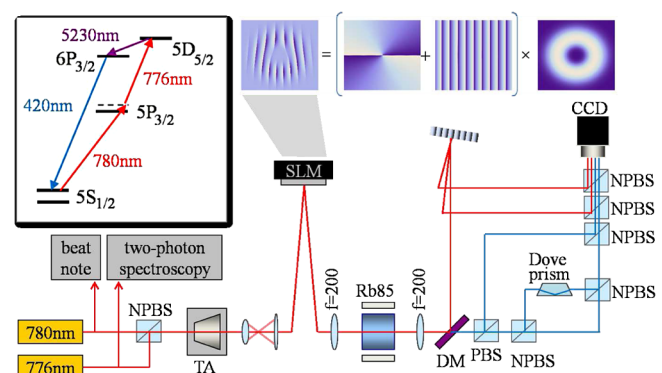


FIG. 1 (color online). Experimental setup, with abbreviations: NPBS (nonpolarizing beam splitter), PBS (polarizing beam splitter), DM (dichroic mirror), TA (tapered amplifier), SLM (spatial light modulator), and CCD (charge-coupled device). Inset: ⁸⁵Rb FWM level scheme.

superposition of LG modes $\Phi_p^l(x, y, z)$, where p and l denote the number of radial nodes and the winding number, respectively. The normalized LG modes are given by

$$\Phi_p^l = \sqrt{\frac{2p!}{\pi(|l| + p)!}} \frac{1}{w(z)} \left(\frac{\sqrt{2}r}{w(z)}\right)^{|l|} \times L_p^{|l|} \left[\frac{2r^2}{w^2(z)}\right] e^{i l \varphi} e^{-r^2/w^2} e^{+i(2p+|l|+1)\arctan(z/z_R)} e^{-ikz}. \quad (1)$$

Here, $L_p^{|l|}$ is an associated Laguerre polynomial and $w(z) = w_0 \sqrt{1 + z^2/z_R^2}$ for a beam waist w_0 , with a Rayleigh range $z_R = \pi w_0^2/\lambda$. For simplicity, we restrict ourselves to images represented by pure LG modes and their simple superpositions in order to show that intensity and phase information can be transferred via a FWM process from the pump light to the generated blue light.

All theoretical considerations are based on a simple phase-matching approach without including a full description of the propagation equations and, in particular, effects due to absorption and Kerr lensing of driving and generated fields, which become important in the vicinity of single photon resonances [14].

FWM leads to the generation of blue and infrared light under four photon resonance. The efficiency of the process is determined by the overlap of the four light amplitudes of the two pump lasers and the generated blue and infrared light, $E_{780}^* E_{776}^* E_B E_{IR}$. In our experiment, the mode profiles of the input lasers are chosen by diffraction off a spatial light modulator (SLM), and we only investigate pump modes with $p = 0$. Any output mode profile can be represented as a suitable superposition of LG modes with a given waist w_0 .

The probability amplitude to generate a specific combination of a blue and an infrared photon in modes $\Phi_{p_B}^{l_B}$ and $\Phi_{p_{IR}}^{l_{IR}}$ is given by the overlap with the pump profiles,

$$C_{p_B, p_{IR}}^{l_B, l_{IR}} = \int_{-L/2}^{L/2} \int_0^R \int_0^{2\pi} \rho \Phi_{p_{780}}^{l_{780}*} \Phi_{p_{776}}^{l_{776}*} \Phi_{p_B}^{l_B} \Phi_{p_{IR}}^{l_{IR}} d\varphi dp dz, \quad (2)$$

where L is the length of the vapor cell and R the numerical aperture of the system. The probability that blue and IR photons are in the respective modes is then $|C_{p_B, p_{IR}}^{l_B, l_{IR}}|^2$. We note an interesting similarity with pattern formation, where certain superpositions of OAM modes are favored due to their overlap integral [19].

Inserting the LG modes [Eq. (1)] and integrating over the azimuthal angle leads to

$$\int_0^{2\pi} e^{i(l_{776} + l_{780} - l_B - l_{IR})\varphi} d\varphi = 2\pi \delta_{l_{776} + l_{780} - l_B - l_{IR}};$$

where δ is the Kronecker delta. This restricts the output modes to those for which the OAM is conserved,

$$l_{776} + l_{780} = l_B + l_{IR}.$$

A further condition for the output modes results because the largest conversion efficiency requires matched Gouy phases, which is mathematically linked to the integration over z in Eq. (2). For Gaussian beams, the well-known Boyd criterion [20] states that the conversion efficiency in frequency translation processes is maximized when the Rayleigh ranges z_R of all involved beams are equal. In usual SPDC setups, the Rayleigh range far exceeds the crystal length, removing the need for Gouy phase matching, whereas the length of our vapor cell is many Rayleigh ranges (25 mm). Applied to our FWM scheme, the Boyd criterion implies $w_B = w_{780} \sqrt{420/780}$, $w_{IR} = w_{780} \sqrt{5230/780}$, making the IR beam waist about 3.5 times larger than that of the blue beam. However, in general the Gouy phase depends on the mode number, and for LG modes it is given by $(2p + |l| + 1)\arctan(z/z_R)$. For matched Rayleigh ranges and assuming zero order radial modes for the pump light, this results in maximum efficiency if

$$|l_{780}| + |l_{776}| = |l_B| + |l_{IR}| + 2p_B + 2p_{IR}.$$

The IR beam is unobserved in the experiment, but OAM conservation and Gouy phase matching indicate it is mainly generated in the fundamental Gaussian mode. The components of the blue light in a given mode $\Phi_{p_B}^{l_B}$ are found by evaluating the overlap integral Eq. (2) for all allowed mode combinations. This becomes important when investigating pump light in superposition modes.

A simplified setup of the experiment is shown in Fig. 1. Pump light at 780 and 776 nm was generated by external cavity diode lasers [21], overlapped at a nonpolarizing beam splitter and fiber coupled to a tapered amplifier (TA). The maximum output power of approximately 500 mW allowed strong nonlinear coupling, and the fiber coupled TA output ensured clean Gaussian pump modes.

The frequency of the 780 nm light was determined from its beatnote with another 780 nm laser locked to the $F = 3$ to $F' = 3, 4$ crossover transition. The 776 nm frequency was measured with counter-propagating two-photon spectroscopy in a further heated Rb cell, where the absorption of the 776 nm laser could be determined relative to the saturated absorption trace of the 780 nm laser. The frequency could then be set manually by adjusting the voltage across a piezoelectric device controlling the external grating in Littrow configuration.

The overlapped pump lasers were converted to LG modes, or superpositions thereof, by diffraction off a suitable hologram displayed on an SLM (Hamamatsu X10468). The computer generated holograms consist of the required phase of the desired mode superimposed with that of a linear diffraction grating, generating a fork dislocation as indicated in Fig. 1 for a Φ_0^0 mode. Although the SLM operates on phase only, the intensity can be shaped by

modulating the amplitude of the grating. The spatially sculpted pump light was focused into a Rb cell heated to 120 °C (a vapor pressure of 9×10^{-4} mbar), and after, the cell was split from the generated blue light by a dichroic mirror. The generated IR light was absorbed by the cell windows. The remaining NIR pump beams were separated using a diffraction grating followed by a propagation distance of ≈ 2.5 m.

The dense rubidium vapor acts as a strong nonlinear material and the beams are subject to Kerr lensing: the change of refractive index with input intensity. This is particularly apparent in the 780 nm beam, which shows strong self-focusing and defocusing depending on the detuning. As this can negatively affect the amplitude overlap of the four light fields, especially when using spatially shaped pump lasers, all data have been taken at two-photon resonance and at minimum Kerr lensing. In a preliminary experiment, we have verified that detunings of $\Delta_{780} = -\Delta_{776} = 1.6$ GHz [14] indeed yield minimal Kerr lensing for Gaussian pump modes but shift to slightly higher frequencies for higher order LG modes. Using a simple diffraction grating, rather than a fork hologram, we monitored the transmission of the Gaussian pump lasers through the Rb vapor cell and adjusted the pump frequency combination to yield minimal Kerr lensing, which is particularly noticeable for the 780 nm transition. Once set, the pump frequencies stayed stable throughout the experiment.

For the first part of the work, both input laser beams were shaped as LG beams with $p = 0$ and the same azimuthal number $l_{\text{NIR}} = l_{780} = l_{776}$, which was varied between 0 and 5. An example of both pump output profiles shaped as Φ_0^1 is displayed in Figs. 2(a) and 2(b). In order to visualize both the intensity and phase profile of the generated blue light, a third of the light was monitored on a CCD camera [Fig. 2(c)]. The remaining blue light passed through a Mach-Zehnder interferometer containing a Dove prism in one of the arms. The Dove prism flips the image in this interferometer arm, thereby effectively reversing the OAM of the light. For blue light with a particular OAM l_B , the resulting interference pattern then contains a superposition of modes with $\pm l_B$ [22], exhibiting the characteristic $2l_B$ lobes shown in Fig. 2(d).

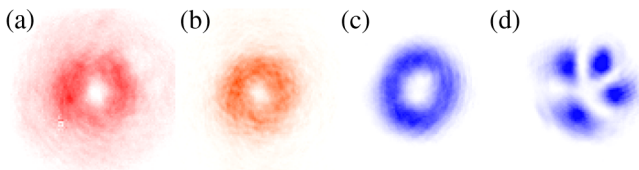


FIG. 2 (color online). Evidence of OAM transfer: Example CCD data at maximum blue intensity and minimum Kerr effects for Φ_0^1 input modes at 780 (a) and 776 nm (b). Resulting intensity profile (c) and interferogram (d) at 420 nm. Both (c) and (d) are consistent with a blue Φ_0^2 mode.

The blue intensity and interference profile resulting from input modes $l_{\text{NIR}} = 0-5$ is shown in Fig. 3. Comparing the intensity profile with the theoretical profile of pure LG modes, we find that each blue mode has an OAM number of $l_B = 2l_{\text{NIR}}$. This is confirmed by the interference fringes, which display 0–20 lobes. This indicates that the IR light is generated in the mode Φ_0^0 , which has the largest overlap with the NIR input modes. All of the OAM is transferred into the blue beam with no observable contribution in other OAM states.

In the second part of our work, we investigated the phase coherence of the parametric process, showing that OAM conservation is inherently quantum in nature. For the pure LG modes, one may argue that the blue output modes are solely determined by the intensity overlap with the input light. Instead, we find that interference between the excitation amplitudes determines the output modes. This becomes apparent by shaping the pump beam profiles as superpositions of two LG modes with OAM values l and m [22]. The combined input field is

$$E_{780}E_{776} = \frac{1}{2}(\Phi_0^l + \Phi_0^m)_{780}(\Phi_0^l + \Phi_0^m)_{776},$$

with multiple absorption paths in the initial two-photon absorption, allowing a potential OAM transfer of $2l$, $2m$, or $m + l$. Again, assuming that no OAM is transmitted to the infrared beam, $E_{\text{IR}} = (\Phi_0^0)_{\text{IR}}$, and for modes with matching Gouy phases, we expect a blue output mode

$$E_B = (u_{2l}\Phi_0^{2l} + u_{2m}\Phi_0^{2m} + u_{l+m}\Phi_{|m|+|l|-|m+l|/2}^{m+l})_B, \quad (3)$$

where the complex amplitudes u_i depend on the mode overlap as calculated from Eq. (2).

For this part of the experiment, the TA was removed from the setup to further limit the amount of Kerr lensing. We also omitted the Mach-Zehnder interferometer because phase structure is inherently present in the overlap of different superposition modes.

Figure 4 shows the observed profile of the pump modes set to five different superpositions [in column (a)], and the generated blue light [in column (c)]. Simulations of the pump modes and the anticipated blue modes are shown in columns (b) and (d). Here, the anticipated composition of the blue light was evaluated by demanding OAM




FIG. 3 (color online). OAM transfer from IR pump light with $l_{\text{NIR}} = 0-5$ to blue light at 420 nm beams, with intensity profile (top) and interferograms (bottom) consistent with $l_B = l_{780} + l_{776}$.

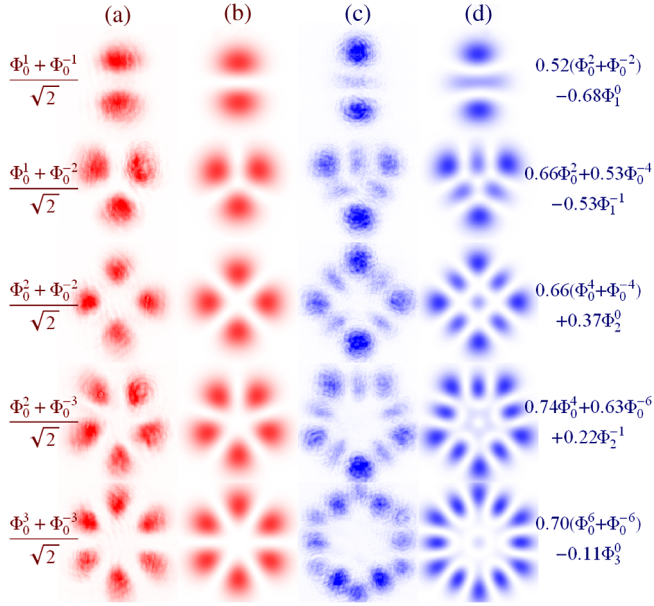


FIG. 4 (color online). Phase transfer of superposition modes: Experimental realization of the pump superposition modes detailed on the left (a) and corresponding observed blue output modes (c). Theoretical simulation of pump modes (b) and anticipated output modes detailed on the right (d).

conservation and Gouy phase matching [Eq. (3)] and is shown in blue text.

We find good agreement between experiment and simulation, confirming the importance of OAM conservation and matched Gouy phases for the studied FWM process. In particular, we find that the generated mode patterns cannot be explained simply from the intensity overlap of pump and generated light but that phase matching and amplitude interference play a crucial role. We always observe a nonzero p component in the mode corresponding to a transfer of $l + m$ units of OAM from pump to blue light, corresponding to an excitation of $l\hbar$ on the 780 nm transition and $m\hbar$ on the 776 nm transition, or vice versa. Just considering the excitation probabilities, the interference mode $m + l$ should be excited with a probability of $1/2$, whereas the modes with $2l$ and $2m$ should occur with a probability of $1/4$ each. The actual excitation probability deviates from this as the FWM process depends on the mode overlap in the vapor.

In conclusion, we have observed the transfer of the combined OAM of the NIR pump light to the coherent blue light at 420 nm via FWM in a ^{85}Rb vapor, leaving the unobserved IR transition in the fundamental Gaussian mode. We have demonstrated this for pump beams in LG modes with $l_{\text{NIR}} = 0-5$, which generated blue LG modes with $l_B = 2l_{\text{NIR}}$. We explain the fact that the OAM is not split between the generated blue and IR light by the large difference in waists, which maximizes the mode overlap in the FWM process for all OAM in the blue.

Through the use of simple superpositions of LG beams as input modes, we have illustrated the parametric nature of the process. We have noted that Gouy phase matching of LG modes determines not only the ideal beam waists of the generated modes, but also favors modes that conserve mode number. We have successfully predicted the output modes as those which obey OAM conservation and have matched Gouy phases. A more detailed description would require the propagation of the light modes, in particular in cases where Kerr lensing is not negligible, and experimental access to the generated IR light.

The observed effects are not restricted to light carrying OAM but should apply to all phase information inherent in the pump light. The described process should allow the conversion of phase information from a given input frequency to a completely different frequency.

We are grateful for useful discussions with Erling Riis and preliminary experiments by Aline Vernier. S.F.A. acknowledges financial support by the European Commission via the FET Open grant agreement Phorbitech FP7-ICT-255914.

-
- [1] L. Allen, M. W. Beijersbergen, R. J. C. Spreeuw, and J. P. Woerdman, *Phys. Rev. A* **45**, 8185 (1992).
 - [2] A. Mair, A. Vaziri, G. Weihs, and A. Zeilinger, *Nature (London)* **412**, 313 (2001).
 - [3] D. P. Caetano, M. P. Almeida, P. H. Souto Ribeiro, J. A. O. Huguenin, B. Coutinho dos Santos, and A. Z. Khoury, *Phys. Rev. A* **66**, 041801 (2002).
 - [4] J. Courtial, K. Dholakia, L. Allen, and M. J. Padgett, *Phys. Rev. A* **56**, 4193 (1997).
 - [5] Y. Ueno, Y. Toda, S. Adachi, R. Morita, and T. Tawara, *Opt. Express* **17**, 20567 (2009).
 - [6] S. Franke-Arnold, S. M. Barnett, M. J. Padgett, and L. Allen, *Phys. Rev. A* **65**, 033823 (2002).
 - [7] C. I. Osorio, G. Molina-Terriza, and J. P. Torres, *Phys. Rev. A* **77**, 015810 (2008).
 - [8] P. M. Vaughan and R. Trebino, *Opt. Express* **19**, 8920 (2011).
 - [9] R. Pugatch, M. Shuker, O. Firstenberg, A. Ron, and N. Davidson, *Phys. Rev. Lett.* **98**, 203601 (2007).
 - [10] V. Boyer, A. M. Marino, R. C. Pooser, and P. D. Lett, *Science* **321**, 544 (2008).
 - [11] M. F. Andersen, C. Ryu, P. Cladé, V. Natarajan, A. Vaziri, K. Helmerson, and W. D. Phillips, *Phys. Rev. Lett.* **97**, 170406 (2006).
 - [12] J. F. S. Brachmann, W. S. Bakr, J. Gillen, A. Peng, and M. Greiner, *Opt. Express* **19**, 12984 (2011).
 - [13] A. M. Marino, V. Boyer, R. C. Pooser, P. D. Lett, K. Lemons, and K. M. Jones, *Phys. Rev. Lett.* **101**, 093602 (2008).
 - [14] A. Vernier, S. Franke-Arnold, E. Riis, and A. S. Arnold, *Opt. Express* **18**, 17020 (2010).
 - [15] A. S. Zibrov, M. D. Lukin, L. Hollberg, and M. O. Scully, *Phys. Rev. A* **65**, 051801 (2002).
 - [16] T. Meijer, J. D. White, B. Smeets, M. Jeppesen, and R. E. Scholten, *Opt. Lett.* **31**, 1002 (2006).

-
- [17] A. M. Akulshin, R. J. McLean, A. I. Sidorov, and P. Hannaford, *Opt. Express* **17**, 22861 (2009).
- [18] J. T. Schultz, S. Abend, D. Doring, J. E. Debs, P. A. Altin, J. D. White, N. P. Robins, and J. D. Close, *Opt. Lett.* **34**, 2321 (2009).
- [19] G. Grynberg, A. Maître, and A. Petrossian, *Phys. Rev. Lett.* **72**, 2379 (1994).
- [20] G. D. Boyd and D. A. Kleinman, *J. Appl. Phys.* **39**, 3597 (1968).
- [21] A. S. Arnold, J. S. Wilson, and M. G. Boshier, *Rev. Sci. Instrum.* **69**, 1236 (1998).
- [22] S. Franke-Arnold, J. Leach, M. J. Padgett, V. E. Lembessis, D. Ellinas, A. J. Wright, J. M. Girkin, P. Ohberg, and A. S. Arnold, *Opt. Express* **15**, 8619 (2007).