

*Development and Psychopathology* **29** (2017), 1513–1514  
© Cambridge University Press 2017  
doi:10.1017/S0954579417001031

---

## CORRIGENDUM

# Examining bidirectional relationships between parenting and child maladjustment in youth with autism spectrum disorder: A 9-year longitudinal study—CORRIGENDUM

---

LISA M. DIELEMAN,<sup>a</sup> SARAH S. W. DE PAUW,<sup>a</sup> BART SOENENS,<sup>a</sup> WIM BEYERS,<sup>a</sup> AND PETER PRINZIE<sup>b</sup>  
<sup>a</sup>*Ghent University*; and <sup>b</sup>*Erasmus University Rotterdam*

doi:10.1017/S0954579416001243, published by Cambridge University Press, 29 December 2016

The direction of the top arrows in Figures 2–4 in the original online article was incorrect: the arrows should go from T1 to T3. The entire page containing the corrected figures is re-

printed herein. We regret these errors and any problems they may have caused.

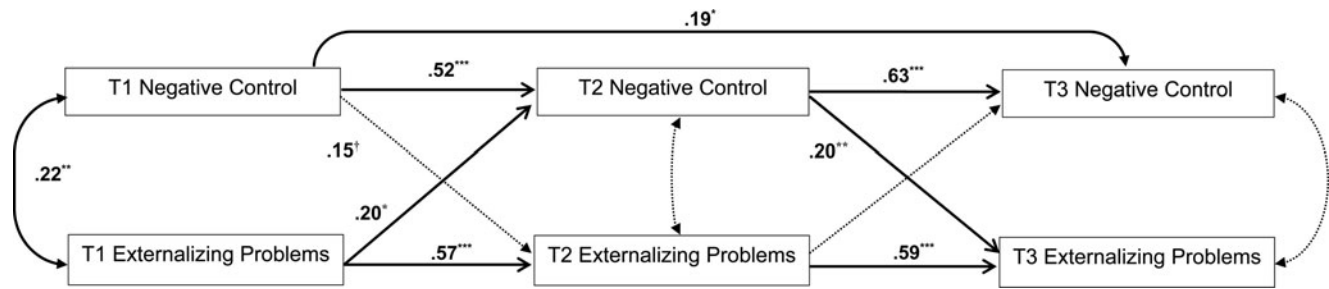
## Reference

Dieleman, L. M., De Pauw, S. S. W., Soenens, B., Beyers, W., & Prinzie, P. (2016). Examining bidirectional relationships between parenting and child maladjustment in youth with autism spectrum disorder: A 9-year

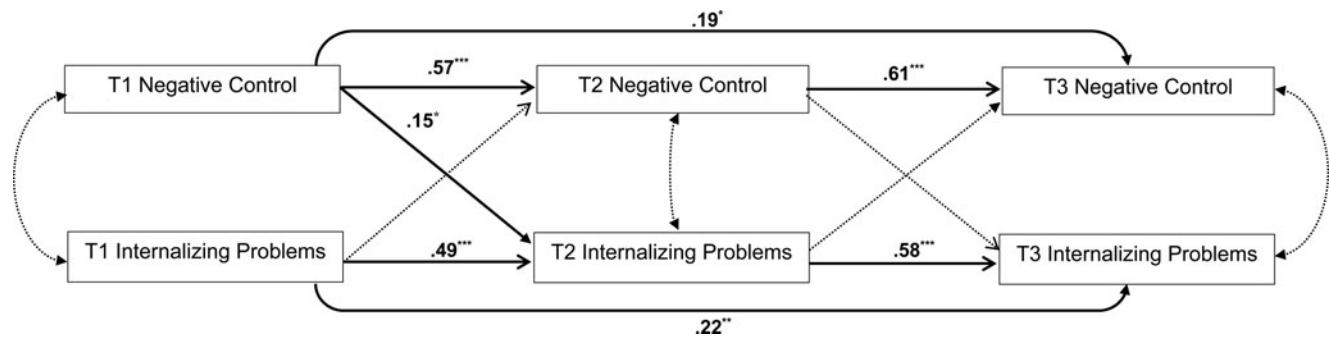
longitudinal study. *Development and Psychopathology*. Advance online publication. doi:10.1017/S0954579416001243.

---

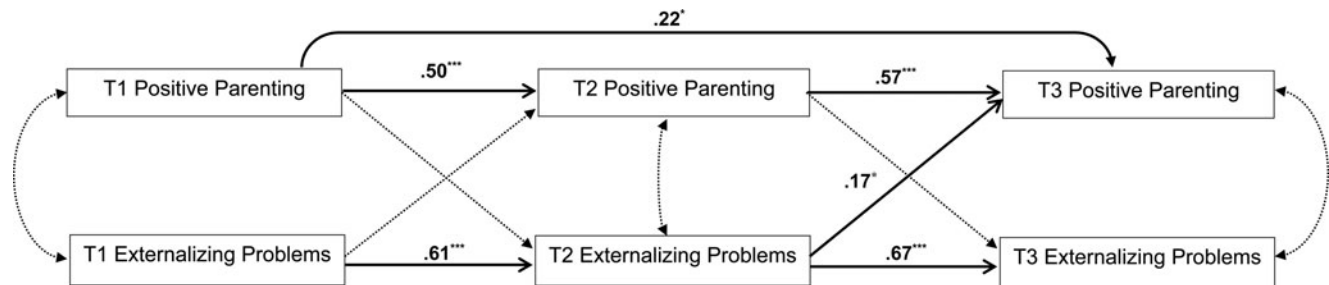
Address correspondence and reprint requests to: Lisa M. Dieleman, Department of Developmental, Personality and Social Psychology, Ghent University, H. Dunantlaan 2, 9000 Ghent, Belgium; E-mail: [lisa.dieleman@ugent.be](mailto:lisa.dieleman@ugent.be).



**Figure 2.** Model of the relationships between negative control and externalizing problems. Standardized path coefficients are presented. Significant relationships are presented in full lines; nonsignificant relationships are presented in dotted lines. T1, Time 1; T2, Time 2; T3, Time 3. † $p < .10$ . \* $p < .05$ . \*\* $p < .01$ . \*\*\* $p < .001$ .



**Figure 3.** Model of the relationships between negative control and internalizing problems. Standardized path coefficients are presented. Significant relationships are presented in full lines; nonsignificant relationships are presented in dotted lines. T1, Time 1; T2, Time 2; T3, Time 3. \* $p < .05$ . \*\* $p < .01$ . \*\*\* $p < .001$ .



**Figure 4.** Model of the relationships between positive parenting and externalizing problems. Standardized path coefficients are presented. Significant relationships are presented in full lines; nonsignificant relationships are presented in dotted lines. T1, Time 1; T2, Time 2; T3, Time 3. \* $p < .05$ . \*\* $p < .01$ . \*\*\* $p < .001$ .

*The moderating role of gender and autism severity.* Our second research question dealt with the moderating role of child gender and autism severity on the longitudinal relations. To this end, multigroup analyses were conducted evaluating whether similar cross-lagged relationships were found across child gender and the two autism severity groups (i.e., those with lower versus higher SCQ-current scores at T1). For both gender and autism severity groups, we compared constrained models (i.e., models in which the parameters for

the cross-lagged paths were held constant across groups) to unconstrained models (i.e., models in which the parameters are allowed to vary across groups) evaluating the Satorra-Bentler scaled chi-square difference test (SBS  $\chi^2\Delta$ ).

Gender did not moderate the relationships between negative control and behavioral problems, SBS  $\chi^2\Delta$  (8) = 14.890,  $p = .06$  for externalizing, SBS  $\chi^2\Delta$  (9) = 12.212,  $p = .20$  for internalizing, nor the relationships between positive parenting and behavioral problems, SBS  $\chi^2\Delta$  (8) = 12.377,