

**Luring houseflies (*Musca domestica*  
Diptera: Muscidae) to traps: Do  
cuticular hydrocarbons and visual  
cues increase catch?**

Hanley ME, Cruickshanks KL, Dunn D, Stewart-Jones A &  
Goulson D<sup>†</sup>

*School of Biological Sciences, University of Southampton, Bassett  
Crescent East, Southampton. SO16 7PX. United Kingdom.*

<sup>†</sup>*School of Biological & Environmental Sciences, University of Stirling,  
Stirling. FK9 4LA. UK*

**Corresponding Author:** Dr Mick Hanley School of Biological Sciences, University of  
Plymouth, Drake Circus, Plymouth. PL4 8AA. United Kingdom. E-mail:  
mehanley@plymouth.ac.uk

Running Title: Olfactory and visual lures for houseflies

1 **Abstract**

2 Houseflies (*Musca domestica* L.) are a major pest species of livestock units and landfill sites  
3 used for the disposal of domestic waste. Of the many methods used to limit housefly  
4 populations, the most common are chemical control and lure-and-kill trap systems.  
5 Insecticide resistance has seen increased emphasis on lure-and-kill, but the success of this  
6 method relies on effective attraction of houseflies using olfactory or visual stimuli. Here we  
7 examine the efficacy of olfactory (cuticular hydrocarbons) or visual (colours and groups of  
8 flies) attractants in a poultry unit. Despite simulating the cuticular hydrocarbon profiles of  
9 male and female houseflies, we found no significant increase in the number of individuals  
10 lured to traps, or any sex-specific responses. Similarly the use of target colours selected to  
11 match the three peaks in housefly visual spectral sensitivity yielded no improvement in catch  
12 rate. We also demonstrate that male and female flies have significantly different spectral  
13 reflectance (males are brighter between 320-470nm; females are brighter between 470-  
14 670nm). An experiment incorporating groups of recently killed flies from which cuticular  
15 hydrocarbons were either removed by solvent or left in-tact also failed to show any evidence  
16 of olfactory or visual attraction for houseflies of either sex. Thus variations on the most  
17 commonly applied methods of luring houseflies to traps in commercial livestock units failed  
18 to significantly increase capture rates. Our results support commonly observed  
19 inconsistencies associated with using olfactory or visual stimuli in lure-and-kill systems,  
20 possibly because field conditions lessen the attractant properties observed in laboratory  
21 experiments.

22

23

24 Key words: pest control, pheromones, poultry units, sexual dichromatism, spectral  
25 reflectance

26

## 1 **Introduction**

2 The housefly (*Musca domestica* L. (Diptera: Muscidae)) is widely regarded as an important  
3 pest species (Busvine, 1980; Chapman *et al.*, 1998a; Howard, 2001). Its habit of feeding on  
4 decaying matter, human waste and food, and concomitant close association with humans, has  
5 implicated *M. domestica* with the spread of numerous diseases including salmonella,  
6 diphtheria, tuberculosis, hepatitis and amoebic dysentery (Greenberg, 1973; Crosskey &  
7 Lane, 1993; Tan *et al.*, 1997). Problems with excessive housefly populations are generally  
8 connected with livestock units and landfill sites used for domestic waste (Goulson *et al.*,  
9 1999; Howard, 2001; Winpisinger *et al.*, 2005) and populations seem set to increase with the  
10 projected warming of Earth's climate (Goulson *et al.*, 2005). The public health risks and  
11 annoyance associated with large housefly populations are therefore substantial and efforts to  
12 exert control over the species have been the focus of considerable research for several  
13 decades (Wiesmann, 1962; Mitchell *et al.*, 1975; Carlson & Leibold, 1981; Chapman *et al.*,  
14 1999; Hanley *et al.*, 2004).

15 For many years effective control was achieved using the application of contact insecticides  
16 via spraying. However this approach has resulted in the widespread development of  
17 insecticidal resistance (Chapman *et al.*, 1993; Keiding, 1999; Shono *et al.*, 2004). More  
18 recently the use of toxic baits for control of *M. domestica* has become commonplace,  
19 particularly within enclosed areas such as livestock units. These lure-and-kill systems rely on  
20 attracting houseflies to targets baited with a poison, which is then ingested by the fly on  
21 contact with the target (Chapman *et al.*, 1998a,b). For this system to be effective, the targets  
22 must attract large numbers of flies of both sexes, and two different, but often interactive,  
23 approaches have been employed for this purpose. The principal technique has been to  
24 impregnate targets with (Z)-9-tricosene, one of many hydrocarbons associated with the  
25 cuticular layers of the housefly (Carlson *et al.*, 1971; Nelson *et al.*, 1981; Noorman & Den

1 Otter, 2001; Dunn, unpublished data). Initial experimental inconsistencies and difficulties in  
2 understanding the role of this compound in housefly biology are reviewed by Howard &  
3 Blomquist (1982) and recent work has further cast doubt over the efficacy of (*Z*)-9-tricosene  
4 as an attractant, particularly over long distances and at the concentrations normally produced  
5 by wild houseflies (Chapman *et al.*, 1998b; Kelling *et al.*, 2003; Hanley *et al.*, 2004).  
6 Problems with this focused view of (*Z*)-9-tricosene as a sex attractant are illustrated by a  
7 field survey which failed to detect any (*Z*)-9-tricosene in many populations of housefly  
8 (Darbro *et al.* 2005) and others finding evidence that (*Z*)-9-tricosene production is a response  
9 to environmental stress (Noorman & Den Otter, 2001 and 2002). Given that blends rather  
10 than single compounds are usual in insect communication systems and hydrocarbon blends  
11 of low volatility can evoke strong behavioural responses over the short-medium range  
12 (Howard & Blomquist, 1982; Schiestl *et al.*, 1999 and 2000), the attractant properties of  
13 other cuticular hydrocarbons from houseflies, particularly when presented in realistic ratios  
14 needs to be assessed.

15 The second approach has been to attract houseflies to baited targets using visual cues. Early  
16 laboratory studies on the response of *Musca domestica* to colour suggested that they  
17 preferentially settle on black or red surfaces, and avoid blue or white surfaces (Waterhouse,  
18 1948; Pospíšil, 1962; Hecht, 1963), although work conducted in the poorly illuminated  
19 conditions of livestock units indicated that paler colours such as yellow and white may be  
20 more attractive (Mitchell *et al.*, 1975). Other studies have suggested that the degree of  
21 contrast might be far more important than colour in evoking a response (Hecht, 1970;  
22 Howard & Wall, 1998), and in particular the use of black dots on a white background.  
23 Although Richter *et al.*, (1976) reported increased housefly attraction using targets painted  
24 with a regular spacing of black spots, Chapman *et al.*, (1999) found that clustered groups of  
25 black spots were more effective still. Clustered spots may be effective because they mimic

1 the localised feeding behaviour of houseflies; Wiesmann (1962) first suggested that clustered  
2 groups of individuals were the principal optical cue involved in the location of food  
3 resources for houseflies.

4 Despite the many experimental trials of different visual attractants, there remains a great deal  
5 of uncertainty about which combinations of colour and pattern are most effective at luring  
6 houseflies to traps. This uncertainty stems in part from the contradictory results emerging  
7 from studies conducted in comparatively well illuminated laboratory conditions, and those  
8 performed in generally poorly-lit livestock units. However none of these earlier studies  
9 considered the importance of housefly vision and spectral sensitivity in relation to target  
10 design. This is surprising given that a great deal is known about the visual system of *M.*  
11 *domestica*, and in particular the way in which they capture and processes light. The optical  
12 sensitivity of the housefly lies between 310 and 700 nm (Strother & Casella, 1972).  
13 Moreover, in his review of the functional organisation of *M. domestica* vision, Hardie (1986)  
14 describes how the photoreceptors in a housefly's compound eye have three absorbance  
15 peaks, one at 490 nm (blue/green), and a second at 570 nm (yellow). The third (double peak)  
16 lies within the UV band. Houseflies are highly receptive to UV light and specialised UV  
17 receptors in the eye are particularly sensitive to wavelengths between 330 and 350 nm  
18 (Hardie 1984). However to-date there has been no attempt to determine how houseflies react  
19 to colours of these specific wavelengths.

20 In this paper we document the results of three separate field experiments in which we  
21 investigate the efficacy of olfactory and visual cues in housefly attraction. In the first  
22 experiment we examine the attractant properties of a combination of nine cuticular  
23 hydrocarbons identified from wild houseflies where the experiment was to be conducted  
24 (Dunn, unpublished data). The second study examines the role of colour, using three  
25 different paints selected to match the peaks in *M. domestica* spectral sensitivity (Hardie,

1 1986) to determine whether the species is more receptive to these colours than to a plain  
2 white target. Finally we examine the response of *M. domestica* to clusters of other  
3 houseflies. Having first measured the spectral reflectance of wild, male and female  
4 houseflies in the laboratory, we arranged groups of recently killed male or female individuals  
5 on traps in the field. In order to separate potential interactions between olfactory and visual  
6 cues on the number of housefly landings recorded, we removed cuticular hydrocarbons from  
7 half of the flies prior to the start of the experiment by solvent washing. The combination of  
8 field studies documented here therefore examines the principal methods (i.e. olfactory and  
9 visual cues) reputed to attract houseflies to commercial lure-and-kill traps, and provides the  
10 first experimental review of how colours approximating to the absorbance peaks in housefly  
11 vision influence trap success.

12

## 13 **Materials and Methods**

### 14 *Field site*

15 All experiments were conducted in a deep-pit caged layer poultry unit in southern England.  
16 The unit was 100-m long × 150-m wide and contained 40,000 chickens, housed in 11 rows  
17 of tiered cages running the length of the building. The birds were housed on the upper level,  
18 with a manure pit on the lower level below. Lighting was provided by 12 fluorescent strip  
19 lights positioned at 5 m intervals along each row, with a target temperature maintained close  
20 to 21<sup>0</sup>C. Apart from the traps used in the experiments, no other housefly controls were  
21 employed during the duration of the trials.

### 22 *Experiment 1 - Attractant properties of cuticular hydrocarbons*

23 In this experiment we simulated the profile of principal hydrocarbons from wild male and  
24 female *M. domestica* to determine whether houseflies in the field respond to the olfactory  
25 cues provided by other flies. To prepare the experimental hydrocarbon solutions, we used

1 GC and GC-MS determined ratios and quantities of the individual hydrocarbons recorded on  
2 wild *M. domestica* from the experimental locality (Dunn, unpublished data). Using stock  
3 solutions, tricosane, tetracosane, pentacosane, hexacosane, heptacosane, nonacosane, (Z)-9-  
4 tricosene [Sigma-Aldrich Ltd, Poole, UK], (Z)-9-heptacosene, and (Z)-9-nonacosene [Denka  
5 International BV, Barneveld, The Netherlands]) were mixed and diluted to a concentration of  
6 10 or 100 fly equivalents per 100  $\mu$ l aliquot.

7 A circular 25 mm diameter filter paper (Whatman GF/B; Whatman International Ltd,  
8 Maidstone, Kent, UK) was fixed to the centre of a 400  $\times$  245 mm yellow sticky trap  
9 (Agrisense-BCS Ltd, Pontypridd, UK). The use of such traps is a standard technique for  
10 studying housefly abundance (Black & Krasfur, 1985; Goulson *et al.*, 1999, 2005). A 100- $\mu$ l  
11 aliquot of mixed hydrocarbon solution was applied to the centre of the filter papers using a  
12 glass pipette. The traps were then suspended 5 m apart by string from a wire running across  
13 the length of each row, with the centre of each trap at about 2.5 m high and immediately  
14 beneath one of the florescent tubes illuminating the unit casting  $0.062 \pm 0.005$  Lux at trap  
15 height. There were six rows of traps, each row having one randomly assigned, replicate  
16 sample of each of the test hydrocarbon solutions and the hexane control. Edge effects were  
17 avoided by suspending blank sticky traps at the ends of each row. The experiment was  
18 conducted over seven days until the traps were removed. However we quantified total fly  
19 numbers one day into the experiment, before quantifying the total number of flies and their  
20 sex ratio on day seven.

21

## 22 *Experiment 2 - Attractant properties of colours*

23 We examined the role of colour in attracting houseflies by using three paints mixed to  
24 provide spectral reflectance peaks approximating to the most sensitive regions of *Musca*

1 spectral absorption (Hardie, 1986). Two of the paints were formulated from commercially  
2 available mixes (Crown Decorative Products Ltd, Preston, Lancashire, UK). A blue/green  
3 paint (Crown mixture code – 3060-B40G), and a yellow paint (code – S1050-G50Y) yielded  
4 spectral reflectance peaks at 490 nm and 565 nm respectively (Fig 1). A third paint (Yellow  
5 Glow B29, Plasti-kote Ltd, Cambridge, UK) provided a mixture with two reflectance peaks  
6 at 345 nm (UV) and 512 nm (yellow). The fourth mixture was a white paint (Code BS 00 E  
7 55, Crown Decorative Products, Ltd.) with a continual peak in spectral reflectance between  
8 400 and 700 nm.

9 Two coats of paint were applied to 400 × 245 mm pieces of cardboard, such that there were  
10 ten replicate targets of each colour. Once the paint had thoroughly dried, the targets were  
11 covered with a 1 mm thick layer of adhesive (OecoTAK A5; Oecos, Kimpton, UK) in order  
12 to trap houseflies. Spectral reflectance was checked after the application of glue to ensure  
13 that the adhesive did not significantly affect the paint's spectral properties. The traps were  
14 then suspended in five rows in the poultry unit as described above, with two replicates of  
15 each colour randomly assigned to each row. Traps remained in the unit for seven days. Total  
16 fly numbers were scored on days one and seven and sex ratio scored on day seven.

17

### 18 *Experiment 3 - Attractant properties of housefly groups*

19 In order to test the hypothesis that stationary (~ feeding) groups of flies attract other  
20 individuals, we fixed ten newly freeze-killed *Musca* to the centre of a 400 × 245 mm yellow  
21 stick trap (Agrisense-BCS Ltd.). Prior to being fixed to the traps, the flies were sorted into  
22 male and female groups, and half of each sex group was washed for 60 min in hexane to  
23 remove cuticular hydrocarbons. The flies were arranged in a hexagonal array; each separated  
24 by 20 mm, and aligned so that their legs and ventral portion adhered to the trap surface. In



1 addition to blank control traps, there were four treatment groups: 1 – washed male flies, 2 –  
2 washed female flies, 3 – unwashed male flies, 4 – unwashed female flies. These treatments  
3 allowed us to investigate the role of sexual dimorphism in visual and olfactory cues in  
4 attracting other houseflies. Once the flies were fixed onto the traps, they were suspended in  
5 five rows in the poultry unit as described above, with two replicates of each treatment and  
6 control group randomly assigned to each row. Traps remained in the unit for seven days.  
7 Total fly numbers were scored on days one and seven and sex ratio scored on day seven.

8 Prior to the experiment, we measured the spectral reflectance of 30 male and 30 female  
9 houseflies to determine any visual differences between sexes. The flies were collected from  
10 the same poultry unit used in the experimental trials, and were killed the same day by  
11 freezing for 30 min, prior to measurement of their thoracic spectral reflectance.  
12 Measurements were made using a bifurcated fibre optic reflectance probe (Ocean Optics  
13 R200-7, Ocean Optics B.V., Duiven, The Netherlands) connected to deuterium-halogen  
14 lamp (Ocean Optics DH2000), an Ocean Optics SD2000 dual channel spectroradiometer,  
15 and a notebook computer running Ocean Optics OOIBASE32 software. Each spectrum,  
16 comprising 1125 data points (reflectance from 300-700nm at 0.36nm intervals), was  
17 standardised for brightness differences by subtracting its mean reflectance across all  
18 wavelengths. Principal components analysis (PCA) was used to transform a large number of  
19 correlated variables (in this case, reflectance at 0.36nm intervals) into few orthogonal  
20 variables representing spectral shape (Endler & Mielke, 2005). Analysis of variance was  
21 used to test for differences between male and female reflectance spectra in terms of their  
22 PC1 and PC2 scores (Cuthill *et al.*, 1999).

23

## 1 Results

### 2 *Experiment 1 - Attractant properties of cuticular hydrocarbons*

3 There were no significant differences (ANOVA Day 1  $F_{4,25} = 0.04$ ,  $P = 0.996$ ; Day 7  $F =$   
4  $0.08_{4,25}$   $P = 0.989$ ) between the mean numbers of houseflies caught by the hexane control  
5 traps and by the four cuticular hydrocarbon mixtures (Fig 2). Although there was a great deal  
6 of variability within treatments, there was remarkably little difference between the mean  
7 numbers of flies caught on the most successful (*e.g.* day 7 'Female  $\times 100$ ' = 44.2 flies per  
8 trap) and the least successful traps ('Male  $\times 100$ ' = 36.2 flies per trap). Moreover there were  
9 no significant differences in the proportions of male and female flies recorded for each  
10 treatment on day 7 ( $X^2_4 = 0.634$ ,  $P = 0.959$ ).

11

### 12 *Experiment 2 - Attractant properties of colours*

13 Due to there being two replicate treatments within each row we used a nested ANOVA to  
14 examine differences in housefly catch rates between different colour treatments and to test  
15 for differences in catch rates between rows. However neither of these factors had a  
16 significant effect on housefly catches at day 1 (Nested ANOVA Colour treatment -  $F_{3,20} =$   
17  $0.52$ ,  $P = 0.68$ : Row effects -  $F_{16,20} = 2.01$ ,  $P = 0.07$ ), or day 7 (Nested ANOVA Colour  
18 treatment -  $F_{3,20} = 0.90$ ,  $P = 0.46$ : Row effects -  $F_{16,20} = 1.09$ ,  $P = 0.42$ ). Moreover, we found  
19 no significant differences ( $X^2_3 = 0.679$ ,  $P = 0.878$ ) in the proportion of male and female  
20 houseflies caught by different colour treatments on day 7 of the experiment (Fig 3).

21



### 22 *Experiment 3 - Attractant properties of housefly groups*

23 There was a significant difference between male and female fly spectra in terms of PC1  
24 (ANOVA -  $F_{1,58} = 68.45$ ,  $P < 0.001$ ) and PC2 (ANOVA -  $F_{1,58} = 6.87$ ,  $P < 0.011$ ) (Fig. 4).  
25 In PCA of natural spectra, PC1 represents variation in mean reflection (*i.e.* brightness)

1 (Cuthill *et al.*, 1999). Although there are significant differences in mean reflectance between  
2 male and female houseflies, there was also a significant difference between spectral shape  
3 (colour) represented by PC2. Specifically female housefly spectra have more negative PC1  
4 coefficient values and therefore reflect relatively more light (are brighter) between 470-  
5 670nm (Figs. 5 and 6). Conversely male houseflies are brighter between 320-470nm. In  
6 terms of PC2, males reflect significantly more light between 570-720nm whereas females  
7 reflect more light below 570nm (Figs. 5 and 6). Therefore male houseflies are more 'red' in  
8 colour whereas female houseflies reflect more short-wavelength light.

9 Nested ANOVA revealed that groups of houseflies had no significant effect on housefly  
10 catches at day 1 (Nested ANOVA Target treatment -  $F_{4,25} = 0.62$ ,  $P = 0.665$ : Row effects -  
11  $F_{20,25} = 1.59$ ,  $P = 0.136$ ), or day 7 (Nested ANOVA Target treatment -  $F_{4,25} = 1.04$ ,  $P =$   
12  $0.407$ : Row effects -  $F_{20,25} = 1.02$ ,  $P = 0.472$ ). Moreover, we found no significant differences  
13 ( $X^2_4 = 4.314$ ,  $P = 0.365$ ) in the proportion of male and female houseflies caught by different  
14 target treatments on day 7 of the experiment (Fig 7).

15

## 16 **Discussion**

17 Considerable doubt has recently been cast over the role of (Z)-9-tricosene as a sex-attractant  
18 in *M. domestica* (Noorman & den Otter 2001; Kelling *et al.*, 2003; Darbro *et al.*, 2005) and  
19 thus its use as a means of luring houseflies to traps in field situations (Hanley *et al.*, 2004).  
20 Cuticular hydrocarbons such as (Z)-9-tricosene are of low volatility and can only influence  
21 insect behaviour at short-medium range (Noorman & den Otter 2001; Schiestl *et al.*, 1999  
22 and 2000; Kelling *et al.*, 2003). By contrast to cuticular hydrocarbons, it is widely believed  
23 that variation in trap colour and the use of strong contrast patterns to mimic aggregations of  
24 feeding houseflies significantly enhances catch rates (Mitchell *et al.*, 1975; Chapman *et al.*,  
25 1999). It is surprising therefore that neither the use of trap colours employed to specifically

1 match the peaks in housefly spectral sensitivity, nor groups of recently killed houseflies  
2 affixed to traps, resulted in significantly improved housefly attraction. Similarly, we were  
3 unable to detect any variation in male and female catch rates based on sex-specific olfactory  
4 stimuli. Although differences in cuticular hydrocarbon profiles between male and female  
5 houseflies are well known (Nelson *et al.*, 1981; Noorman & Den Otter, 2001; Dunn,  
6 unpublished data), spectral variation associated with sex has not previously been  
7 demonstrated. Here we establish a clear sexual dichromatism between male and female  
8 houseflies. Nevertheless, and despite the significant differences in cuticular hydrocarbon  
9 profile and spectral reflectance shown by male and female houseflies, neither factor had any  
10 significant influence on the relative proportion of male and female flies caught in this  
11 experiment. Thus overall, none of the visual or olfactory cues we employed to lure  
12 houseflies to our traps resulted in improved catch rates of either sex above those caught on  
13 untreated control traps.

14 The majority of studies showing strong visual (Hecht, 1963; Richter *et al.*, 1976; Howard &  
15 Wall, 1998) or olfactory (Silhacek *et al.*, 1972; Carlson *et al.*, 1974; Cosse & Baker, 1996)  
16 stimulation in houseflies have been conducted in laboratory conditions where light and air  
17 quality are high and easily controlled. Trials conducted in field conditions have by contrast,  
18 often yielded results contradictory to laboratory experiments (Howard & Wall, 1998;  
19 Chapman *et al.*, 1999; Hanley *et al.*, 2004). The relatively poorly aerated and dimly lit  
20 conditions associated with commercial livestock units would foster competing odour sources  
21 and may be particularly effective at reducing the attractant properties of otherwise strong  
22 olfactory or visual stimuli, although in some cases pale coloured targets (white or yellow)  
23 impregnated with (Z)-9-tricosene have proved to be highly effective lures for houseflies in  
24 poultry units (Mitchell *et al.*, 1975; Burg & Axtell, 1984; Chapman *et al.*, 1998b). The use of  
25 male and female cuticular hydrocarbons (Experiment 1), and relatively pale visual cues

1 (yellow, florescent yellow, or white targets in experiment 2) had no significant effect on *M.*  
2 *domestica* catch rates in this study, suggesting that when these olfactory and visual cues are  
3 used in isolation, they are ineffective. However it must be remembered that the hydrocarbons  
4 used in experiment 1 were applied to yellow-coloured traps, with no clear synergistic effect.  
5 Moreover experiment 3 combined the widely reported visual stimulation provided by  
6 clustered individuals (Richter *et al.*, 1976; Chapman *et al.*, 1999), with the potential  
7 olfactory stimulation arising from groups of freshly killed male or female houseflies, without  
8 yielding increased rates of fly capture.

9 The lack of observed differences in housefly catch rates for treated traps might also be  
10 ascribed to the generally high *M. domestica* populations present in the poultry unit during  
11 our experiments. After only 7-d, most traps had caught well in excess of 50 individuals.  
12 Moreover the random capture of flies on any given trap might in itself lead to increased  
13 landings simply because of the attractant effect that groups of houseflies appear to exert on  
14 other individuals (Richter *et al.*, 1976; Chapman *et al.*, 1999) (although no such effect was  
15 apparent in Experiment 3). Such high rates of capture could potentially mask the attractant  
16 effects of visual or olfactory stimuli examined in this study. However we did not find any  
17 effect of visual or olfactory stimulation on houseflies after only 1 day, presumably while  
18 olfactory cues were still most contrasting before the targets became heavily loaded with flies,  
19 suggesting that the high *M. domestica* density in the poultry unit had little influence over our  
20 lack of significant differences between treatments. Also, effective control is most needed  
21 when fly populations are high, and our data suggest that these approaches are not effective at  
22 attracting flies under these conditions.

23 Given the projected increases in housefly populations and incidence of vector-borne disease  
24 associated with global warming (Goulson *et al.*, 2005, Haines *et al.*, 2006), the need for  
25 effective housefly control may become increasingly pressing. From this point of view, our

1 failure to lure houseflies to traps using hydrocarbon olfactory or visual cues suggests that  
2 lure and trap systems do not represent the most effective control measure for this pest  
3 species. Other options, relying on the use of biological control with fungal pathogens  
4 (Kaufman *et al.*, 2005; Lecuona *et al.*, 2005), or parasitoids (Skovgard & Nachman, 2004),  
5 or by using auto sterilisation (Howard & Wall, 1996a,b) may prove to be more effective  
6 control options for houseflies over coming decades.

7

## 8 **Acknowledgements**

9 We would like to thank the North Winchester Farm (Kings Worthy, Hampshire, England)  
10 for access to their poultry unit, Steve Abolins and Keith Anderson for technical assistance,  
11 and the Onyx Environmental Trust for funding this project.

12

## 13 **References**

14 **Black, W.C. & Krasfur, E.S.** (1985) Use of sticky traps to investigate seasonal trends in the  
15 spatial distribution of house flies and stable flies (Diptera: Muscidae). *Journal of*  
16 *Medical Entomology* **22**, 550-557.

17 **Burg, J.G. & Axetell, R.C.** (1984) Monitoring housefly, *Musca domestica* (Diptera:  
18 Muscidae), populations in caged-layer poultry houses using a baited jug-trap.  
19 *Environmental Entomology* **13**, 1083-1090.

20 **Busvine, J.R.** (1980) *Insects and Hygiene: The Biology and Control of Insect Pests of*  
21 *Medical and Domestic Importance in Britain*. London, Methuen and Co Ltd.

22 **Carlson, D.A, Mayers, M.S., Silhacek, D.L., James, J.D., Beroza, M., and Bierl, B.A.**  
23 (1971) Sex attractant pheromone of the House Fly: Isolation, Identification and  
24 Synthesis. *Science*, **174**, 76-78.

- 1 **Carlson, D.A. & Leibold, C.M. (1981)** Field trials of pheromone-toxicant devices  
2 containing muscalure for houseflies (Diptera: Muscidae). *Journal of Medical*  
3 *Entomology* **18**, 73-77.
- 4 **Carlson, D.A., Doolittle, R.E., Beroza, M., Rogoff, W.M. & Gretz, G.H. (1974)**  
5 Muscalure and related compounds. I. Response of houseflies in olfactometer and  
6 pseudofly tests. *Journal of Agriculture & Food Chemistry* **22**, 194-197.
- 7 **Chapman, J.W., Howse, P.E., Knapp, J.J. & Goulson, D. (1998a)** Evaluation of three (Z)-  
8 9-tricosene formulations for control of *Musca domestica* (Diptera: Muscidae) in  
9 caged-layer poultry units. *Journal of Economic Entomology* **91**, 915-922.
- 10 **Chapman, J.W., Knapp, J.J., Howse, P.E. & Goulson, D. (1998b)** An evaluation of (Z)-9-  
11 tricosene and food odours for attracting houseflies, *Musca domestica*, to baited  
12 targets in deep-pit poultry units. *Entomologica Experimentalis et Applicata* **89**, 183-  
13 192.
- 14 **Chapman, J.W., Knapp, J.J. & Goulson, D. (1999)** Visual responses of *Musca domestica*  
15 to pheromone impregnated targets in poultry units. *Medical and Veterinary*  
16 *Entomology* **13**, 132-138.
- 17 **Chapman, P.A., Learmount, J., Morris, A.W. & McGreevy, P.B. (1993)** The current  
18 status of insecticide resistance in *Musca domestica* in England and Wales and the  
19 implication for housefly control in intensive animal units. *Pesticide Science* **39**, 225-  
20 235.
- 21 **Cosse, A.A. & Baker, T.C (1996)** House flies and pig manure volatiles: wind tunnel  
22 behavioural studies and electrophysiological evaluations. *Journal of Agricultural*  
23 *Entomology* **13**, 301-317.

- 1 **Crosskey, R.W. & Lane, R.P.** (1993) House-flies, blowflies and their allies (calyptrate  
2 Diptera) pp. 403-428 in Lane, R.P. and R.W. Crosskey (Eds.) *Medical insects and*  
3 *arachnids*. London, Chapman and Hall.
- 4 **Cuthill, I.C., Bennett, A.T.D., Partridge, J.C., & Maier, E.J.** (1999) Plumage reflectance  
5 and the objective assessment of avian sexual dichromatism. *American Naturalist* **153**,  
6 183-200.
- 7 **Darbro, J.M., Millar, J.G., McElfresh, J.S. & Mullens, B.A.** (2005) Survey of muscalure  
8 [(Z)-9-tricosene] on house flies (Diptera: Muscidae) from field populations in  
9 California. *Environmental Entomology* **34**, 1418-1425.
- 10 **Endler, J.A. & Mielke, J.R.** (2005) Comparing entire colour patterns as birds see them.  
11 *Biological Journal of the Linnaean Society* **86**, 405-431.
- 12 **Goulson, D., Hughes, W.H.O. & Chapman, J.W.** (1999) Fly populations associated with  
13 landfill and composting sites used for household refuse disposal. *Bulletin of*  
14 *Entomological Research* **89**, 493-498.
- 15 **Goulson, D., Derwent, L.C., Hanley, M.E., Dunn, D.K. & Abolins, S.R.** (2005) Predicting  
16 fly populations from the weather, and probable consequences of climate change.  
17 *Journal of Applied Ecology* **42**, 795-804.
- 18 **Greenberg, B.** (1973) Flies and Disease. Vol. II *Biology and Disease Transmission*.  
19 Princeton University Press, Princeton.
- 20 **Haines, A., Kovats, R.S., Campbell-Lendrum, D. & Corvalan, C.** (2006) Climate change  
21 and human health: impacts, vulnerability, and mitigation. *Lancet* **367**, 2101-2109.
- 22 **Hanley, M.E., Dunn, D.K. Abolins, S.R. & Goulson, D.** (2004) Evaluation of (Z)-9-  
23 tricosene baited targets for control of the housefly (*Musca domestica*) in outdoor  
24 situations. *Journal of Applied Entomology* **128**, 478-482.



- 1 **Hardie, R.C.** (1984). Properties of photoreceptors R7 and R8 in dorsal marginal ommatidia  
2 in the compound eyes of *Musca* and *Calliphora*. *Journal of Comparative Physiology*  
3 *A* **154**, 157-165.
- 4 **Hardie, R.C.** (1986). The photoreceptor array of the Dipteran retina. *Trends in Neurosciences*  
5 **9**, 419-423.
- 6 **Hecht, O.** (1963) On the visual orientation of houseflies in their search of resting sites.  
7 *Entomologica Experimentalis et Applicata* **6**, 94-98.
- 8 **Hecht, O.** (1970). Light and colour reactions of *Musca domestica* under different conditions.  
9 *Bulletin of the Entomological Society of America* **16**, 94-98.
- 10 **Howard, J.J.** (2001) Nuisance flies around a landfill: patterns of abundance and distribution.  
11 *Waste Management Research* **19**, 308-313.
- 12 **Howard, J.J. & Wall, R.** (1996a) Autosterilization of the house fly, *Musca domestica*  
13 (Diptera: Muscidae) in poultry houses in north-east India. *Bulletin of Entomological*  
14 *Research* **86**, 363-367.
- 15 **Howard, J.J. & Wall, R.** (1996b) Autosterilization of the house fly, *Musca domestica*,  
16 using the chitin synthesis inhibitor triflumuron on sugar-baited targets. *Medical &*  
17 *Veterinary Entomology* **10**, 97-100
- 18 **Howard, J.J. & Wall, R.** (1998) Effects of contrast on attraction of the housefly, *Musca*  
19 *domestica*, to visual targets. *Medical and Veterinary Entomology* **12**, 322-324.
- 20 **Howard, R.W. & Blomquist, G.J.** (1982) Chemical ecology and biochemistry of insect  
21 hydrocarbons. *Annual Review of Entomology* **27**, 149-172.
- 22 **Kaufman, P.E., Reasor, C., Rutz, D.A., Ketzis, J.K. & Arends, J.J.** (2005) Evaluation of  
23 *Beauveria bassiana* applications against adult house fly, *Musca domestica*, in  
24 commercial caged-layer poultry facilities in New York State. *Biological Control* **33**,  
25 360-367.

- 1 **Keiding, J.** (1999) Review of the global status and recent development of insecticide  
2 resistance in field populations of the housefly, *Musca domestica* (Diptera:  
3 Muscidae). *Bulletin of Entomological Research* **89**, S9-S67.
- 4 **Kelling, F.J., Biancaniello, G. & Den Otter, C.J.** (2003) Effect of age and sex on the  
5 sensitivity of antennal and palpal olfactory cells of houseflies. *Entomologica*  
6 *Experimentalis et Applicata* **106**, 45-51.
- 7 **Lecuona, R.E., Turica, M., Tarocco, F. & Crespo, D.C.** (2005) Microbial control of  
8 *Musca domestica* (Diptera: Muscidae) with selected strains of *Beauveria bassiana*.  
9 *Journal of Medical Entomology* **42**, 332-336.
- 10 **Mitchell, E.R., Tingle, F.C. & Carlson, D.A.** (1975) Effect of muscalure on house fly traps  
11 of different colour and location in poultry houses. *Journal of the Georgia*  
12 *Entomological Society* **10**, 165-168.
- 13 **Nelson, D.R., Dillwith, J.W. & Blomquist, G.J.** (1981) Cuticular hydrocarbons of the  
14 house fly, *Musca domestica*. *Insect Biochemistry* **11**, 187-197.
- 15 **Noorman, N. & Den Otter, C.J.** (2001) The effects of laboratory culturing on (Z)-9-  
16 tricosene (muscalure) quantities on female houseflies *Entomologica Experimentalis*  
17 *et Applicata* **101**, 69-80.
- 18 **Noorman, N. & Den Otter, C.J.** (2002) Effects of relative humidity, temperature, and  
19 population density on production of epicuticular hydrocarbons in the housefly *Musca*  
20 *domestica* L. *Journal of Chemical Ecology* **28**, 1819-1829.
- 21 **Pospíšil, J.** (1962) On visual orientation of the housefly (*Musca domestica*) to colours. *Acta*  
22 *Societatis Entomologicae Cechosloveniae* **59**, 1-8.
- 23 **Richter, I., Krain, H. & Mangold, H.K.** (1976) Long chain (Z)-9-alkenes are  
24 "psychedelics" to houseflies with regard to visually stimulated sex attraction and  
25 aggregation. *Experientia* **32**, 186-188.

- 1 **Schiestl FP**, Ayasse M, Paulus HF, Lofstedt C, Hansson BS, Ibarra F, Francke W (1999)  
2 Orchid pollination by sexual swindle. *Nature* **399**, 421-422
- 3 **Schiestl FP, Ayasse M, Paulus HF, Lofstedt C, Hansson BS, Ibarra F, Francke W**  
4 (2000) Sex pheromone mimicry in the early spider orchid (*Ophrys sphegodes*):  
5 patterns of hydrocarbons as the key mechanism for pollination by sexual deception  
6 *Journal of Comparative Physiology A – Sensory Neural and Behavioural Physiology*  
7 **6**, 567-574
- 8 **Shono, T., Zhang, L. & Scott, J.G.** (2004) Indoxacarb resistance in the house fly, *Musca*  
9 *domestica*. *Pesticide Biochemistry and Physiology* **80**, 106-112.
- 10 **Silhacek, D.L., Mayer, M.S., Carlson, D.A. & James, J.D.** (1972) Chemical classification  
11 of a male house fly attractant. *Journal of Insect Physiology* **18**, 43-51.
- 12 **Skovgard, H. & Nachman, G.** (2004) Biological control of house flies *Musca domestica*  
13 and stable flies *Stomoxys calcitrans* (Diptera: Muscidae) by means of inundative  
14 releases of *Spalangia cameroni* (Hymenoptera: Pteromalidae). *Bulletin of*  
15 *Entomological Research* **94**, 555-567.
- 16 **Strother, G.K. & Casella, A.J.** (1972) Microspectrophotometry of arthropod visual  
17 screening pigments. *Journal of General Physiology* **59**, 616-636.
- 18 **Tan, S.W., Yap, K.L. & Lee, H.L.** (1997) Mechanical transport of rotavirus by the legs and  
19 wings of *Musca domestica*. *Journal of Medical Entomology* **34**, 527-531.
- 20 **Waterhouse, D.F.** (1948) The effect of colour on the numbers of houseflies resting on  
21 painted surfaces. *Australian Journal of Scientific Research* **1**, 65-75.
- 22 **Wiesmann, R.** (1962) Geruchsorientierung der Stubenfliege *Musca domestica* L. *Zeitschrift*  
23 *Fur Angewandte Entomologie* **50**, 74-81.

1 **Winpisinger, K.A., Ferketich, A.K., Berry, R.L. & Moeschberger, M.L.** (2005) Spread  
2 of *Musca domestica* (Diptera: Muscidae), from two caged layer facilities to  
3 neighbouring residences in rural Ohio. *Journal of Medical Entomology* **42**, 732-738.

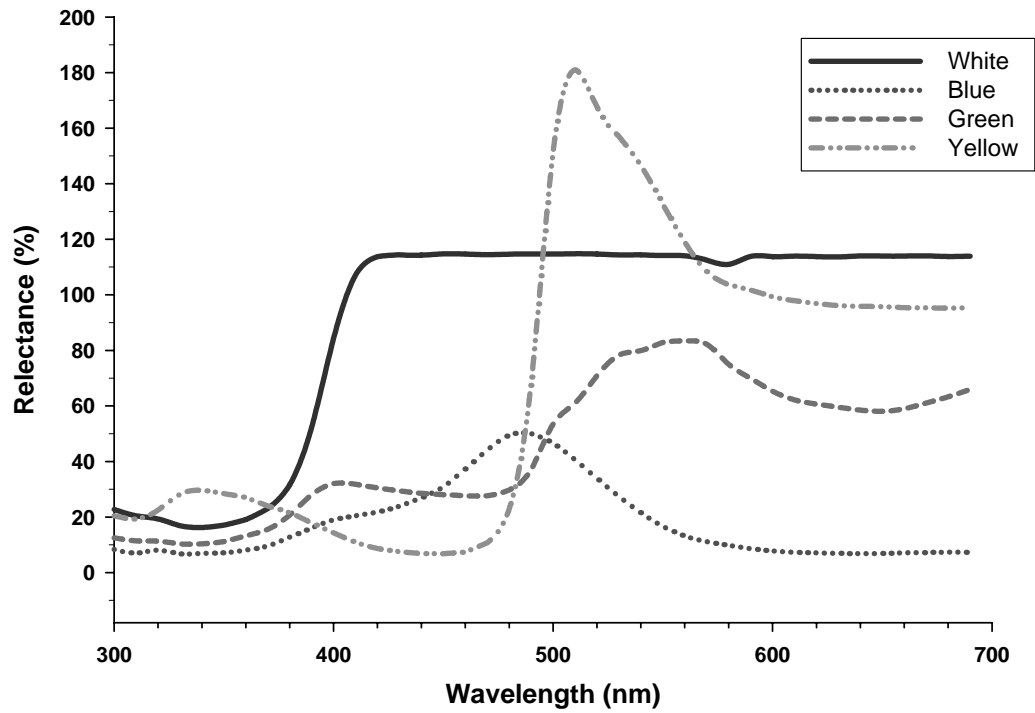


Figure 1: The spectral reflectance of four different paints used to examine the effect of trap colour on housefly catch rates in a domestic poultry unit in southern England.

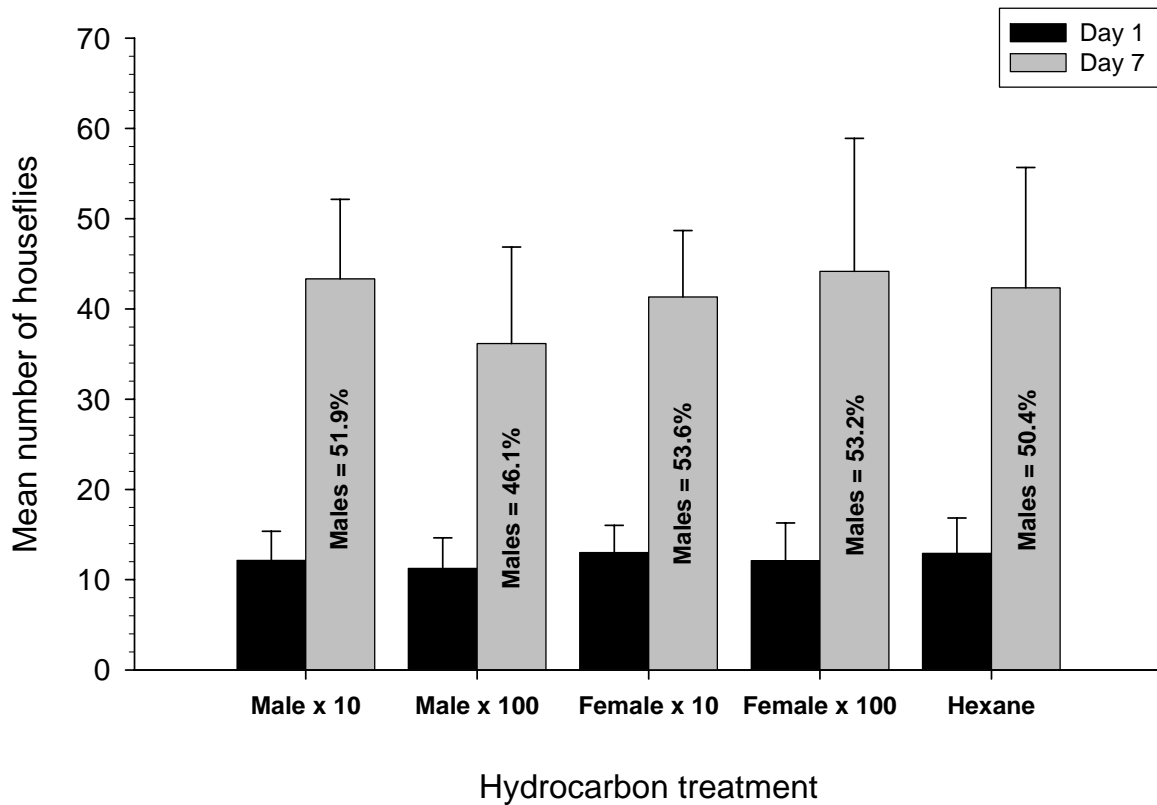


Figure 2. The effect of hydrocarbons on mean ( $\pm$  SE) housefly (*Musca domestica*) catch rates in a domestic poultry unit in southern England. Groups of hydrocarbons were mixed to simulate the cuticular hydrocarbon profile of male and female houseflies at 10 and 100 times the concentrations established in laboratory trials. The proportion of the total housefly catch at 7-d comprised of male flies is given.

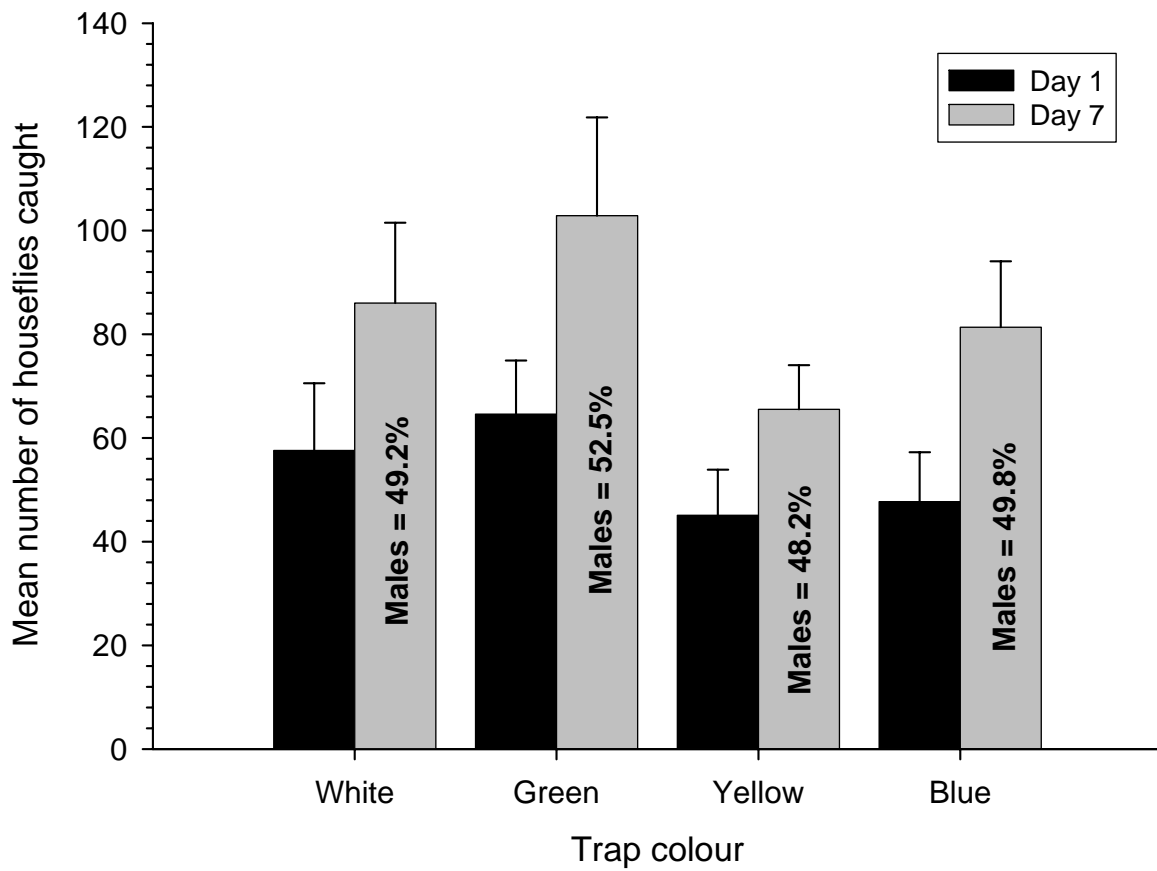


Figure 3. The effect of trap colour on mean ( $\pm$  SE) housefly (*Musca domestica*) catch rates in a domestic poultry unit in southern England. The proportion of the total housefly catch at 7-d comprised of male flies is given.

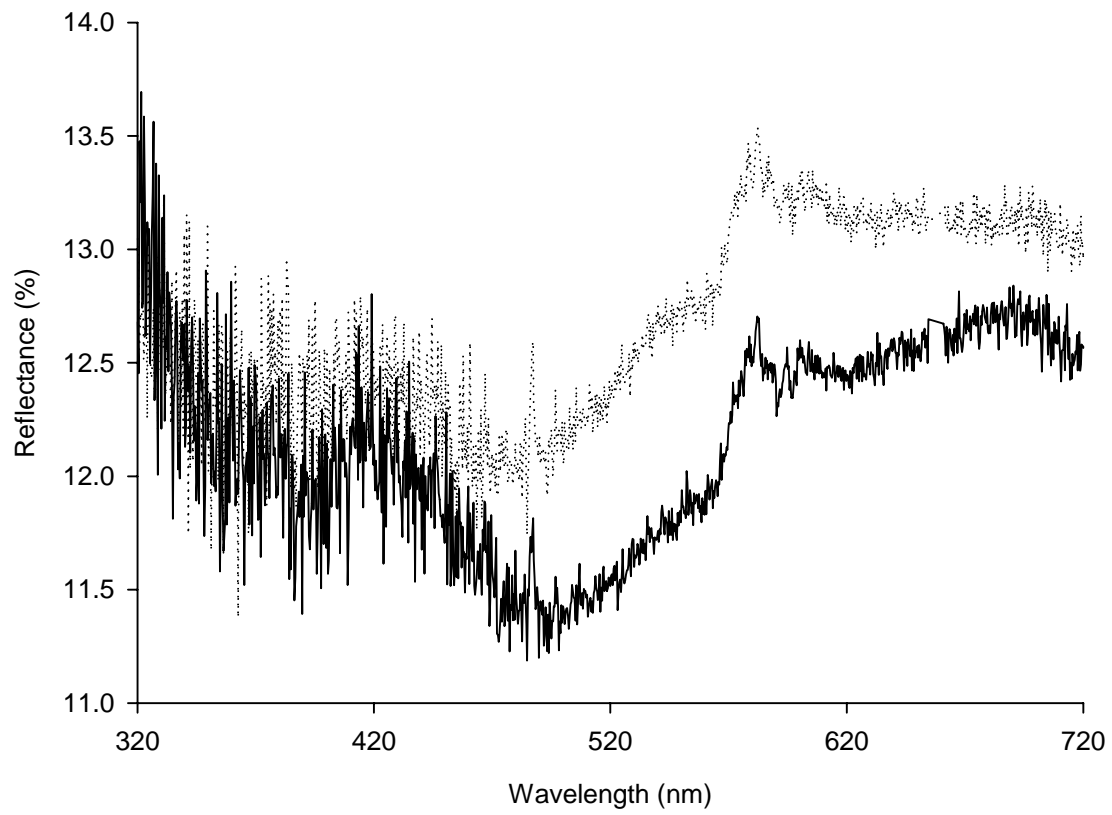


Figure 4: Comparison of thoracic spectral reflectance for male (black,  $n=30$ ) and female (grey,  $n=30$ ) houseflies (*Musca domestica*).



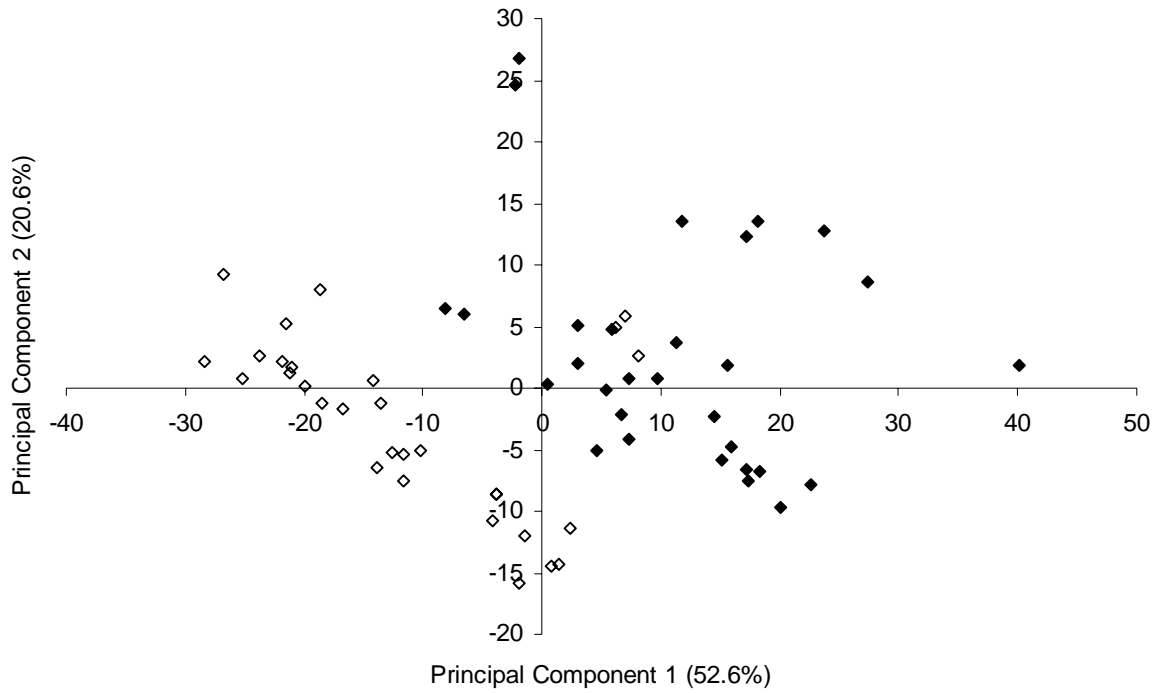


Figure 5: Biplot summarising the principal component components of male (closed diamonds) and female (open diamonds) housefly (*Musca domestica*) spectral reflectance.

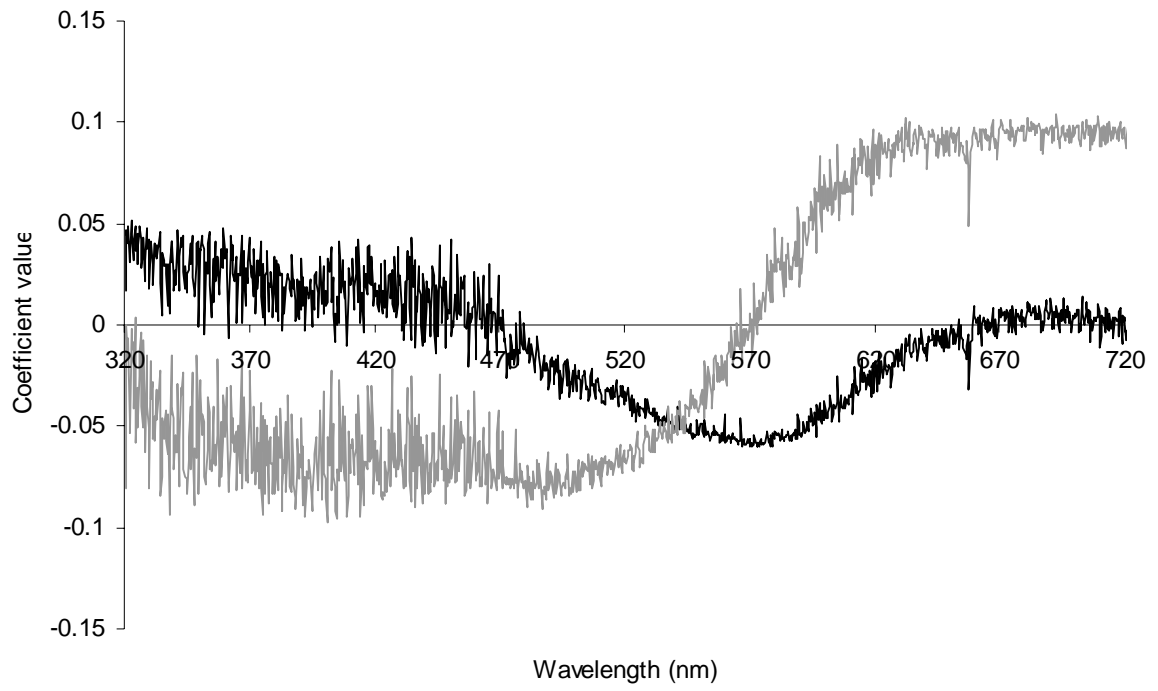


Figure 6: Coefficient values for the principal components 1 (black line) and 2 (grey line) of housefly (*Musca domestica*) spectral reflectance.

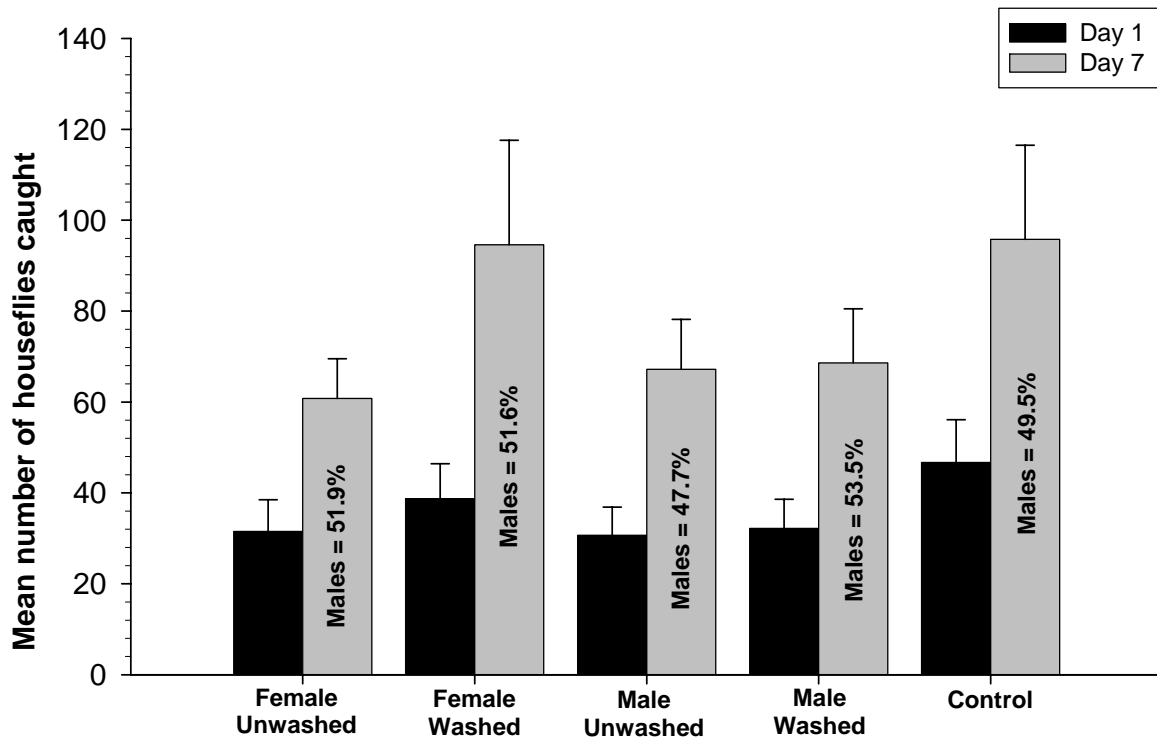


Figure 7: The effect of clusters of male and female houseflies on mean ( $\pm$  SE) housefly (*Musca domestica*) catch rates in a domestic poultry unit in southern England. Flies were either washed in hexane to remove their cuticular hydrocarbons, or presented unwashed. The proportion of the total housefly catch at 7-d comprised of male flies is given.