

Petr DOLEŽEL *, Jan MAREŠ**

DISCRETE PID TUNING USING ARTIFICIAL INTELLIGENCE TECHNIQUES
NASTAVOVÁNÍ PARAMETRŮ PSD REGULÁTORU POMOCÍ METOD UMĚLÉ
INTELIIGENCE

Abstract

PID controllers are widely used in industry these days due to their useful properties such as simple tuning or robustness. While they are applicable to many control problems, they can perform poorly in some applications. Highly nonlinear system control with constrained manipulated variable can be mentioned as an example. The point of the paper is to string together convenient qualities of conventional PID control and progressive techniques based on Artificial Intelligence. Proposed control method should deal with even highly nonlinear systems.

To be more specific, there is described new method of discrete PID controller tuning in this paper. This method tunes discrete PID controller parameters online through the use of genetic algorithm and neural model of controlled system in order to control successfully even highly nonlinear systems. After method description and some discussion, there is performed control simulation and comparison to one chosen conventional control method.

Abstrakt

PID regulátory jsou v průmyslu používány hlavně pro jejich užitečné vlastnosti, jako je snadné nastavení jejich parametrů či robustnost. Ačkoliv se dají použít pro řízení celé řady procesů, v některých případech, obzvláště při řízení výrazně nelineárních systémů s omezením akčních veličin, zklamou. Cílem tohoto příspěvku je spojit známé kvality řízení pomocí PID regulátorů s progresivními metodami založenými na oborech umělé inteligence. Takto navržená metoda řízení by si měla poradit i s vysoce nelineárními soustavami.

Přesněji řečeno, v následujících odstavcích je popsána nová metoda nastavování PSD regulátoru. Metoda nastavuje parametry online pomocí genetického algoritmu a neuronového modelu řízené soustavy. V článku je uveden popis metody a demonstrace návrhu řízení zvolené výrazně nelineární soustavy. Výsledky simulací jsou porovnány s výsledky obdrženy pomocí zvolené sofistikované konvenční metody řízení.

1 INTRODUCTION

Artificial neural networks represent effective tool for even highly nonlinear systems modelling. However, possibilities of neural model usage in process control are limited because control techniques in use (mostly based on discrete PID controllers applying) cannot employ neural models.

There are many well-known techniques of discrete PID controllers tuning. However, all of them suppose linear controlled system. The method explained here aims to tune discrete PID

* Ing., Department of Process Control, Faculty of Electrical Engineering and Informatics, University of Pardubice, Nám. Čs. Legií 565, Pardubice, tel. (+420) 46 603 7504, e-mail petr.dolezel@upce.cz

** Ing., Department of Computer and Control Engineering, Institute of Chemical Technology, Technická 5, Prague, e-mail jan.mares@vscht.cz

controller online. It expects knowledge of controlled system neural model and course of reference variable over known future finite horizon. The method amplifies the basic feedback control loop connection illustrated in Fig. 1. Its structure is illustrated in Fig. 2, where w , u , y are reference variable, manipulated variable, controlled variable, respectively.

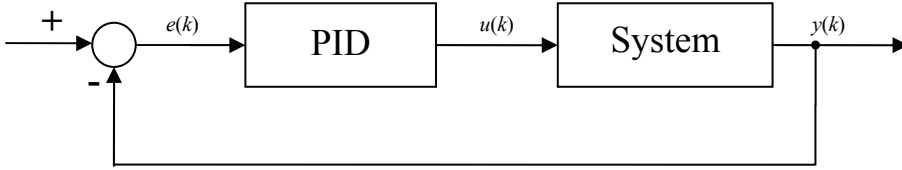


Fig. 1 Feedback control loop

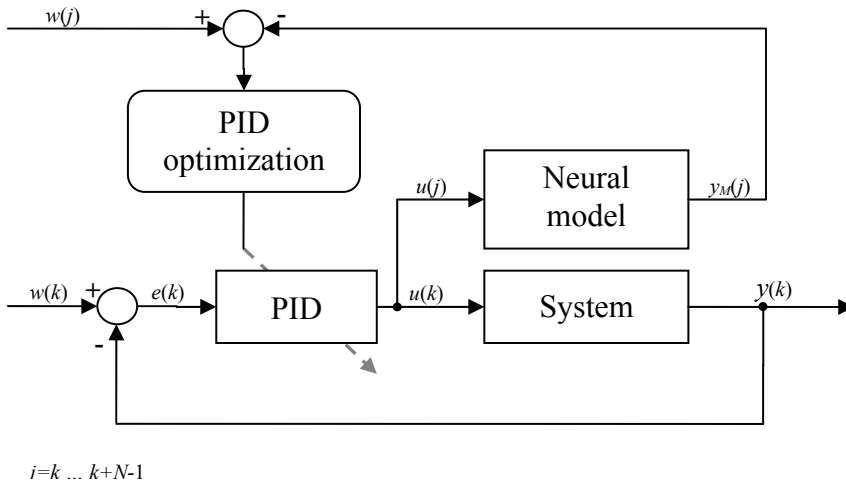


Fig. 2 Feedback control loop self-tuning discrete PID controller

So the premise is an availability of controlled system neural model and knowledge of reference variable course over future horizon N . Then there are optimized the parameters of discrete PID controller repeatedly every discrete time instant so that the control response computed via the neural model over future horizon is optimal (according to chosen performance criterion).

2 METHOD DESCRIPTION

It is clear that the crucial problem is to choose an optimization algorithm. The optimization of discrete PID controller parameters has to run repeatedly in every single step of sampling interval, which lays great demands on computing time of optimization algorithm. Naturally, there is suggested usage of some iterative optimization algorithm with only one iteration realization every time instant. Gradient descent techniques seem inconvenient because of neural model usage. Neural model is black-box-like model so it is not possible to determine gradient descent analytically. On the other hand, genetic algorithm (GA - see [1], [2]) appears to be suitable because it does not require any particular information about optimization problem except of input variables ranges. The other indisputable advantage is its operating principle. In each iteration, GA explores not only one value of input variables but whole set of variables (one generation of individual solutions), which lowers significantly troubles with initial parameters random choice.

The control method described here does not require any special form of discrete PID controller. Most widely known form of discrete PID controller is

$$u(k) = q_0 \cdot e(k) + q_1 \cdot e(k-1) + q_2 \cdot e(k-2) + u(k-1), \quad (1)$$

where:

$u(k)$ – manipulated variable,

$e(k)$ – control error,

q_0, q_1, q_2 – discrete PID controller parameters.

It suits quite well. However, controller behaviour dependence on variation of parameters q_0, q_1, q_2 is not completely clear and some parameters can get both positive and negative value. In term of GA using, it seems more convenient to use that form of discrete PID controller whose values of parameters are at least unilaterally bounded. It is realized in the discrete PID controller of form [3]

$$u(k) = u_p(k) + u_I(k) + u_D(k), \quad (2)$$

where:

$$u_p(k) = q'_0 \cdot e(k),$$

$$u_I(k) = u_I(k-1) + q'_1 \cdot e(k),$$

$$u_D(k) = q'_2 \cdot [e(k) - e(k-1)].$$

It is obvious that the form of discrete PID controller described by Eq. (2) is formally similar to continuous-time PID controller hence all the parameters q'_0, q'_1, q'_2 will be positive for controlled systems with positive gain. This information will improve accuracy of GA results.

3 ALGORITHM RESUMPTION

Whole algorithm of described control method is compiled in following points:

1. Create dynamical neural model of controlled system
2. Choose future horizon length N
3. Choose GA parameters (number of individual solutions in one generation, length of chromosome, conversion between phenotype and discrete PID controller parameters definition) and their initial values
4. Measure controlled variable $y(k)$
5. Perform one iteration of GA (based on the knowledge of controlled variable $y(k)$, course of its reference $w(k)$ till $w(k+N-1)$ and neural model of controlled system)
 - a) perform control simulation with discrete PID controller and the neural model over future horizon N and evaluate cost function (fitness function in GA nomenclature) for all the individual solutions from current generation
 - b) Determine and save best solution (elitism)
 - c) Select individual solutions for next generation breeding through their fitness function values (tournament selection, roulette wheel selection, ...)
 - d) Apply cross-over (e.g. one point cross-over with random point of cross-over)
 - e) Apply mutation with dynamically changing value of probability (mutation probability should rise with lowering selection pressure)
 - f) Evaluate fitness functions of offspring (see step a)) and replace the poorest offspring solution by the best solution obtained from step b)
 - g) Choose the best individual solution from next generation
6. Evaluate manipulated variable $u(k)$ with discrete PID controller determined by best individual solution obtained in step 5g)

7. $k = k + 1$, go to step 4

There will be described few remarks in next sentences.

Future horizon length N is important parameter of the algorithm. There are no exact rules how to choose it. Too short horizon does not provide sufficient data to GA. However, too long one brings data so distant from the current state that this data should not influence next controller output value. It has to be mentioned that long future horizon length causes long computing time (computing time is one of key troubles).

There is similar situation in choice of number of individual solutions in each generation and in choice of length of chromosome. Their rising leads to better control performance but it extends the computing time immoderately.

Mutation is key part of GA in this case. The only mutation can ensure sufficient diversity of individual solutions in population. Optimization works online so fitness function parameters are changed in each iteration step and solutions, which seem acceptable in one iteration step, can lead up to unstable control response in another iteration step. Mutation has to ensure sufficient diversity of individual solutions so that each generation contains solution leading at least to stable control performance.

Suitable definition of cost function (fitness function) is

$$J = \frac{1}{N} \cdot \sum_{i=k}^{k+N-1} |e(i)| + \frac{h_1}{N-1} \cdot \sum_{i=k+1}^{k+N-1} |\Delta u(i)| + h_2 \cdot |e(k+N-1)| \quad (3)$$

where:

$$\Delta u(i) = u(i) - u(i-1)$$

$e(i)$ – control error $w(i) - y(i)$

h_1 – function parameter influencing manipulated variable differences

h_2 – function parameter influencing the state on the end of future horizon

Eventually, Most of real controlled systems have constrained inputs. It is useful to include that limitation to control simulation (step 5a)) in order to influence discrete PID controller parameters optimization.

4 EXAMPLE OF NONLINEAR SYSTEM CONTROL

Demonstrative nonlinear controlled system is described by the function

$$\begin{aligned} & y(k) - 1,236 \cdot y(k-1) + 0,3772 \cdot y(k-2) + 0,1000 \cdot [y(k-1)]^2 = \\ & = 0,08191 \cdot u(k-1) + 0,05918 \cdot u(k-2) + \\ & + 0,05000 \cdot u(k-1) \cdot u(k-2) + 0,2000 \cdot [u(k-1)]^2 \end{aligned} \quad (4)$$

For apprehension, there is shown response of system (4) to sum of delayed step functions in Fig. 3.

Control design was made according to paragraph 3.

First, there was designed dynamical neural model of controlled system (see [4]) in form of equation

$$\hat{y}(k) = \text{NET}[\hat{y}(k-1), \hat{y}(k-2), u(k-1), u(k-2)]. \quad (5)$$

Then, there were chosen following parameters based on compromise between control performance and computing time:

Future horizon length N	50
Number of individual solutions	14
Chromosome length	36 binary values
Crossover technique	one point crossover with random crossover point
Mutation probability	10^{-4} for high selection pressure
	0.3 for low selection pressure

Low selection pressure was defined for cases when the fitness function value of best individual solution was at the most five percent more favourable than average of all fitness function values in current generation.

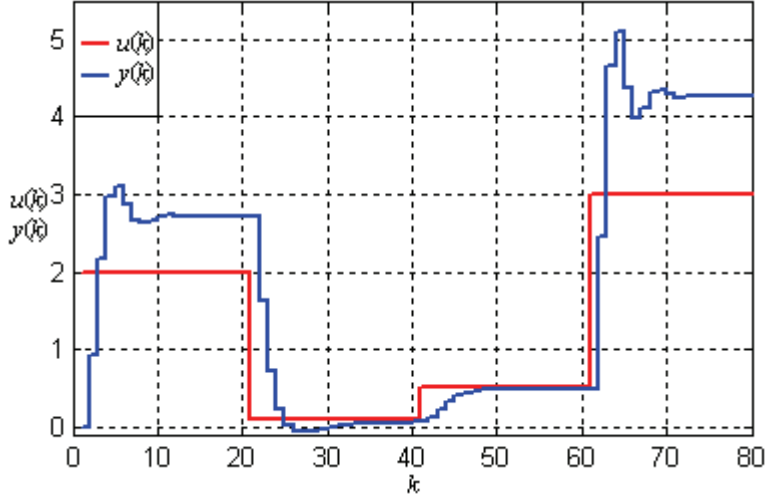


Fig. 3 System response to sum of delayed step functions

As there were optimized three parameters of discrete PID controller (2), there had to be defined conversion formula between phenotype of each solution and mentioned three parameters. Several simulations proved following formula to be sufficient:

$$q'_0 = \frac{\sum_{i=1}^{12} ch(i) \cdot 2^{12-i}}{4000}, \quad q'_1 = \frac{\sum_{i=13}^{24} ch(i) \cdot 2^{24-i}}{4000}, \quad q'_2 = \frac{\sum_{i=25}^{36} ch(i) \cdot 2^{36-i}}{4000}, \quad (6)$$

Where:

ch – vector of values included in each solution chromosome.

Cost function was defined by Eq. (3) whereas $h_1 = 0.4$ and $h_2 = 0.2$.

From Eqs. (6), it is obvious that discrete PID controller parameters can get values from interval $(0; 1.02375)$ with uncertainty of about $2.5 \cdot 10^{-4}$.

It was simulated control response (Fig. 4.) for mentioned values, random initial generation of individual solutions and chosen course of reference variable w . Manipulated variable $u(k)$ was constrained on interval $\langle 0; 5 \rangle$.

Retrieved control response was compared to response gained by common control technique. It was chosen LQ control technique derived from Algebraic Control Theory which is described in [5].

Final control response on equal terms like previous one is figured in Fig. 4, too. Comparison of plots in Fig. 4 tells that in this case (and many others) discrete PID controller tuning using artificial intelligence techniques provides much better performance than certain conventional method.

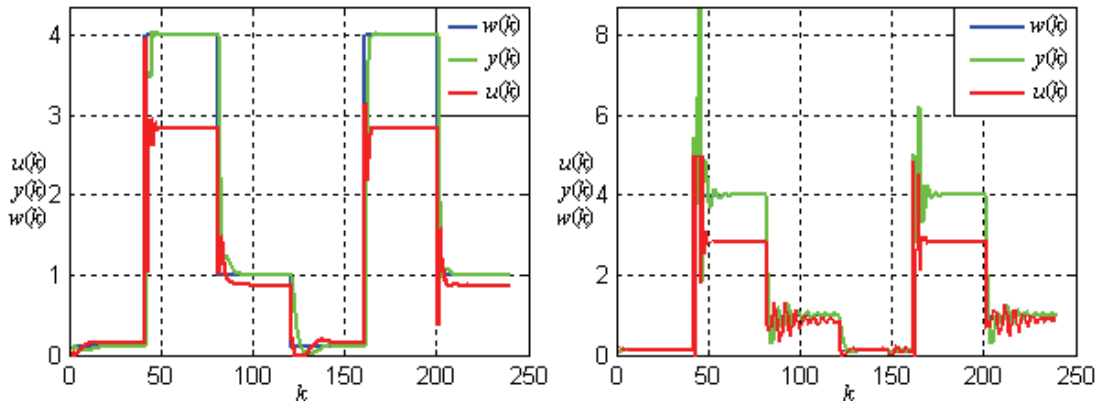


Fig. 4 Control response (left-hand side) compared to control response with LQ controller

5 CONCLUSIONS

There is described control method in this paper, which employs artificial intelligence techniques. The method is suitable especially for highly nonlinear time-invariant systems control.

It can utilize manipulated variable boundaries in a certain manner, which is not quite common feature. On the other hand, it requires precise neural model of controlled system, which can be difficult to obtain. The method is computationally demanding so it is rather suitable for systems with longer sample time (decimals of seconds and longer according to applied computer). There is included significant stochastic element in this method due to GA so every other control response is different from previous one.

In fine, described control technique has abilities to control highly nonlinear time-invariant systems which had to be controlled by adaptive control techniques till this time. However, it is not proper for time-variant systems control without modifications needed to be made.

ACKNOWLEDGMENTS

The work has been supported by program of Czech Republic MSM 0021627505 and MSM 6046137306. This support is very gratefully acknowledged.

REFERENCES

- [1] HYNEK, J. *Genetické algoritmy a genetické programování*. 1st ed. Praha : Grada Publishing, 2008. 200 pp. ISBN 978-80-247-2695-3
- [2] MAŇÁSEK, R. Program for teaching of genetic algorithm. In *Proceedings of XXIII. ASR Seminary '99 "Instruments and Control"*. Ostrava : KAKI, 1999, vol. 49. pp. 1-5. ISBN 80-7078-666-3
- [3] BOBÁL, V.; BÖHM, J. *Praktické aspekty samočinně se nastavujících regulátorů: algoritmy a implementace*. 1st ed. Brno : VITIUM, 1999. 244 pp. ISBN 80-214-1299-2
- [4] ŠKUTOVÁ, J. *Neuronové sítě v řízení systémů* [on-line]. 1st ed. Ostrava : VŠCHT VŠB-TU Ostrava, 2004. Accessible at www: <URL: <http://www.fs.vsb.cz/Books/NeuronoveSite>>
- [5] DRÁBEK, O.; MACHÁČEK, J. *Experimentální identifikace*. 1st ed. Pardubice : VŠCHT Pardubice, 1987. 275 pp.