

Official Statistics Release

Policy area:	Early years and childcare inspections and outcomes
Theme:	Education, children's services and skills
Published on:	21 June 2012
Coverage:	England
Period covered:	1 September 2008 to 31 March 2012
Status:	Provisional
Issued by:	Office for Standards in Education, Children's Services and Skills (Ofsted) Aviation House 125 Kingsway London WC2B 6SE
Responsible director:	Susan Gregory
Statistician:	Steve Ball
Public enquiries:	enquiries@ofsted.gov.uk
Press enquiries:	pressenquiries@ofsted.gov.uk
Link to official statistics release web page:	http://www.ofsted.gov.uk/resources/official-statistics-early-years-and-childcare-registered-providers-inspections-and-outcomes
Publication medium:	Ofsted website
Publication frequency:	Quarterly

Introduction

This official statistics release reports on early years and childcare inspections that occurred between 1 September 2008 and 31 March 2012 under Section 59 and 60 of the Childcare Act 2006.

Data for inspections carried out between 1 January 2012 and 31 March 2012 are provisional and subject to change. Ofsted will release final statistics for this period on 7 September 2012.

Contents

Introduction	2
Key findings	3
Methodology	4
Additional information	6
Chart 1: Overall effectiveness of early years registered providers inspected between 1 January 2012 and 31 March 2012, by provider type (provisional)	7
Chart 2: Overall effectiveness of active early years registered providers at their most recent inspection as at 31 March 2012, by provider type (provisional)	7
Chart 3: Overall effectiveness of active early years registered providers at their most recent inspection as at 31 March 2012, by region (provisional)	8
Table 1: Number of early years and childcare provider inspections between 1 January 2012 and 31 March 2012, by inspection type (provisional)	8
Table 2: Inspection outcomes of early years registered providers inspected between 1 January 2012 and 31 March 2012 (provisional)	8
Table 3: Inspection outcomes of active early years registered providers at their most recent inspection as at 31 March 2012 (provisional)	9
Table 4: Actions issued at early years registered inspections between 1 January 2012 and 31 March 2012, by the statutory requirements of the Early Years Register (provisional)	11
Table 5: Recommendations made at early years registered inspections between 1 January 2012 and 31 March 2012, by the statutory requirements of the Early Years Register (provisional)	11
Glossary	11

Key findings

Latest quarter

- Ofsted carried out 6,898 inspections of childcare provision between 1 January 2012 and 31 March 2012. The large majority (71%) were inspections of providers on the Early Years Register who deliver the Early Years Foundation Stage.
- Of the 4,866 inspections of early years registered providers carried out, around three quarters (73%) were judged good or outstanding for overall effectiveness and almost all (97%) were at least satisfactory. Three per cent were judged inadequate.
- A higher proportion of childcare providers on non-domestic premises were judged to be good or outstanding for overall effectiveness compared to the childminders inspected, at 79% and 70% respectively. However, the same proportion of both were found to be inadequate (3%).
- The proportion of good or outstanding outcomes was very similar across the four key judgements.
- Ninety-two per cent of the 4,866 early years registered providers inspected were also monitored for their compliance with the requirements of the compulsory part of the Childcare Register. Of these 88% met the requirements and 12% were set actions to meet the requirements.
- Of the 381 providers inspected on the Childcare Register only, just over three quarters (78%) met the requirements of the register.

All providers inspected (1 September 2008 to 31 March 2012)

- As at 31 March 2012, 63,735 active early years registered providers had received an inspection since the introduction of the Early Years Foundation Stage in September 2008. Just under two-thirds (65%) of these providers were childminders.
- At their most recent inspection, 73% of all childcare providers were judged as good or outstanding for overall effectiveness and almost all (99%) were judged to be at least satisfactory. The proportion of providers judged inadequate at their most recent inspection is much lower than the proportion of inspections with inadequate outcomes in this quarter, or those that precede it. This is because inadequate providers are re-inspected within the period and improve or leave the sector.
- A higher proportion of childcare providers on non-domestic premises were judged to be good or outstanding for overall effectiveness compared to the childminders inspected, at 78% and 71% respectively.
- Eighty-four per cent of the 63,735 early years registered providers inspected were also monitored for their compliance with the requirements of the compulsory part of the Childcare Register. Of these 88% met the requirements of the register.

- Since the introduction of the Early Years Foundation Stage, 10,034 early years providers have been inspected and were no longer active at 31 March 2012. Of these providers, 8% were inadequate at their last inspection.

Actions and recommendations

- Inspectors raise actions to ensure statutory requirements of the Early Years Foundation Stage or the requirements of the Childcare Register are being met. An action that is raised where provision is overall satisfactory or better will be for failure to meet some or all of a welfare requirement that has limited impact on the quality of the provision or outcomes for children. Providers are given a short period of time to put things right.
- One or more actions to meet the statutory requirements of the Early Years Register were set in 23% of Early Years Foundation Stage inspections carried out between 1 January 2012 and 31 March 2012. A higher proportion of inspections had actions set against the Safeguarding and welfare requirement than other requirements, with one or more actions set against this requirement at 11% of inspections.
- Between 1 January 2012 and 31 March 2012, a higher proportion of inspections had recommendations set against the organisation requirement (39%), than against other requirements. This was followed by the three learning and development requirements, where 27% of inspections received one or more recommendations surrounding educational programmes and 24% received one or more recommendations on the early learning goals.

Methodology

1. The data in this release are from inspections carried out between 1 September 2008 and 31 March 2012.
2. Statistics relating to inspections carried out in the latest quarter are provisional and include inspections in the period where the inspection report was published within one month of the end of the quarter. Where an inspection report is published later than one month after the end of the quarter in which the inspection took place, it will be included in the final release of the statistics.
3. Statistics relating to the most recent inspection outcome of providers include inspections up to the end of the period, where the inspection report was also published at that date. This means that where the most recent inspection outcome of a provider took place during the period, but the report was not published at the end of the period, it will be excluded from the analysis. Where there is one, the outcome of the next most recent inspection will be included in the analysis instead.
4. Early years and childcare providers are allocated to local authority areas according to their postcode, using the National Statistics Postcode Directory. For a small number of providers, local authority and region information was not available at the time of analysis. These providers are categorised as 'Local authority not recorded' and 'Region not recorded'.
5. A small proportion of early years registered providers are inspected as part of a school inspection. The outcomes from these providers are not included in this release, but will be covered within Ofsted's official statistics on maintained schools inspection and outcomes and independent schools inspections and outcomes.
6. Final data for inspections completed between 1 October 2011 and 31 December 2011 is published at the same time as provisional data for the following quarter. Revisions are published in line with Ofsted's revisions policy for official statistics. For more information about the policy please visit the Ofsted website:

www.ofsted.gov.uk/resources/statistical-notice-ofsted-revisions-policy-for-official-statistics

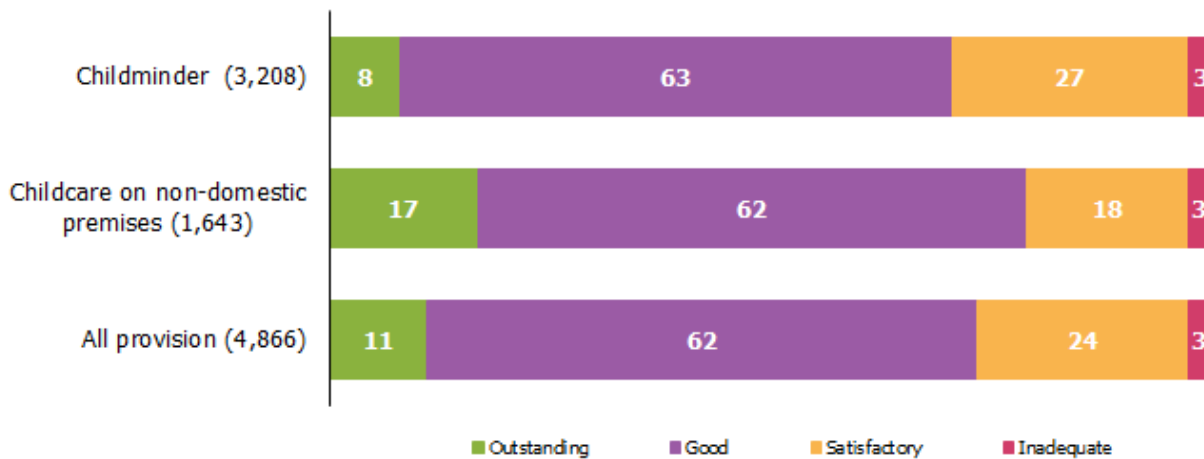
7. The inspection frameworks for providers on the Early Years Register and providers on the Childcare Register were published in September 2008. For more information about these frameworks and how Ofsted regulates and inspects childcare providers please go to the Ofsted website:

www.ofsted.gov.uk/early-years-and-childcare/for-early-years-and-childcare-providers/inspecting-early-years-and-childcares

Additional information

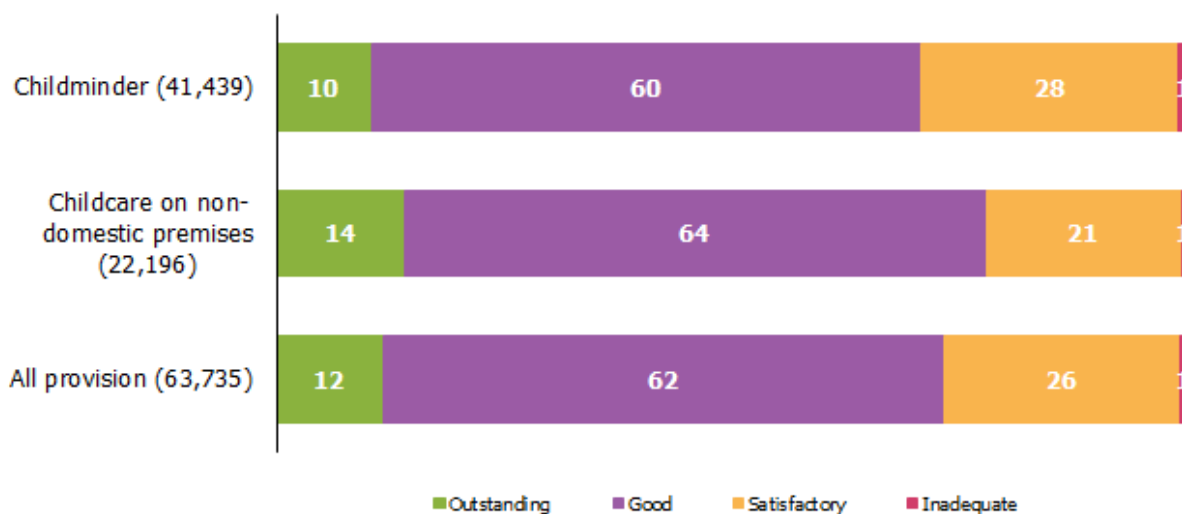
All the tables and charts shown in this release, along with additional analysis by month, provider type, at regional and local authority level, and about other aspects of Ofsted's inspection of early years and childcare providers, are available in Excel format on the Ofsted website in the same location as this document.

Chart 1: Overall effectiveness of early years registered providers inspected between 1 January 2012 and 31 March 2012, by provider type (provisional)¹



1. Percentages are rounded and do not always add exactly to 100.

Chart 2: Overall effectiveness of active early years registered providers at their most recent inspection as at 31 March 2012, by provider type (provisional)^{1 2}

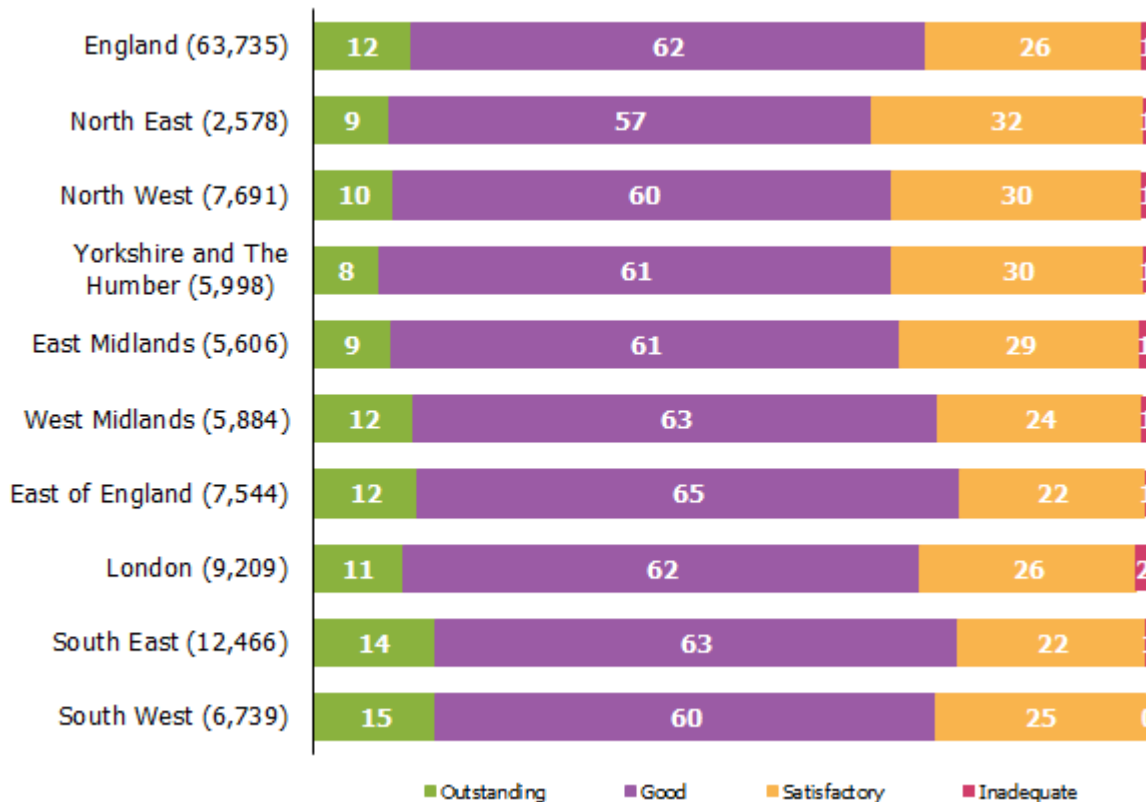


1. Percentages are rounded and do not always add exactly to 100.

2. Data are based on inspections carried out since the introduction of the Early Years Foundation Stage in September 2008.

3. There are 100 Childcare on domestic premises inspections at their most recent inspection as at 31 March 2012. Due to the small number of inspections in comparison to other provider types these have not been included in this chart.

Chart 3: Overall effectiveness of active early years registered providers at their most recent inspection as at 31 March 2012, by region (provisional)^{1,2}



1. Percentages are rounded and do not always add exactly to 100.

2. Data are based on inspections carried out since the introduction of the Early Years Foundation Stage in September 2008

Table 1: Number of early years and childcare provider inspections between 1 January 2012 and 31 March 2012, by inspection type (provisional)

	All provision	Childminder	Childcare on non-domestic premises	Childcare on domestic premises	Home childcarer
Early years register (full inspection)	4,866	3,208	1,643	15	–
Early years register (no children on roll)	1,651	1,617	34	0	–
Childcare register	381	28	42	1	310
Total	6,898	4,853	1,719	16	310

Source: Ofsted inspections

Table 2: Inspection outcomes of early years registered providers inspected between 1 January 2012 and 31 March 2012 (provisional) ¹

	Total number inspected	Outstanding		Good		Satisfactory		Inadequate	
		Number	%	Number	%	Number	%	Number	%
Overall effectiveness:									
How well does the setting meet the needs of children in the Early Years Foundation Stage²	4,866	532	11	3,036	62	1,159	24	139	3
The capacity of the provision to maintain continuous improvement.	4,866	564	12	2,969	61	1,199	25	134	3
The effectiveness of leadership and management of the Early Years Foundation Stage	4,866	541	11	3,025	62	1,160	24	140	3
The effectiveness of leadership and management in embedding ambition and driving improvement	4,866	581	12	2,952	61	1,201	25	132	3
The effectiveness with which the setting deploys resources	4,866	741	15	3,007	62	1,056	22	62	1
The effectiveness with which the setting promotes equality and diversity	4,866	680	14	2,967	61	1,154	24	65	1
The effectiveness of safeguarding	4,866	691	14	3,010	62	1,042	21	123	3
The effectiveness of the setting's self-evaluation, including the steps taken to promote improvement	4,866	562	12	2,857	59	1,315	27	132	3
The effectiveness of partnerships	4,866	903	19	2,940	60	983	20	40	1
The effectiveness of the setting's engagement with parents and carers	4,866	677	14	2,330	48	1,810	37	49	1
The quality of provision in the Early Years Foundation Stage	4,866	562	12	3,065	63	1,113	23	126	3
Outcomes for children in the Early Years Foundation Stage	4,866	582	12	3,063	63	1,114	23	107	2
The extent to which children achieve and enjoy their learning	4,866	679	14	3,044	63	1,075	22	68	1
The extent to which children feel safe	4,866	732	15	3,042	63	985	20	107	2
The extent to which children adopt healthy lifestyles	4,866	771	16	3,107	64	948	19	40	1
The extent to which children make a positive contribution	4,866	802	16	2,971	61	1,043	21	50	1
The extent to which children develop skills for the future	4,866	657	14	3,042	63	1,102	23	65	1

1. Percentages are rounded and do not always add exactly to 100.

2. Where the number of inspections is small, percentages are not shown.

Table 3: Inspection outcomes of active early years registered providers at their most recent inspection as at 31 March 2012 (provisional) ¹

Overall effectiveness:									
How well does the setting meet the needs of children in the Early Years Foundation Stage?	63,735	7,387	12	39,241	62	16,493	26	614	1
The capacity of the provision to maintain continuous improvement.	63,735	7,966	12	37,517	59	17,698	28	554	1
The effectiveness of leadership and management of the Early Years Foundation Stage	63,735	7,627	12	38,793	61	16,689	26	626	1
⁴ The effectiveness of leadership and management in embedding ambition and driving improvement	45,222	6,174	14	26,990	60	11,577	26	481	1
⁴ The effectiveness with which the setting deploys resources	45,222	7,388	16	27,926	62	9,681	21	227	1
The effectiveness with which the setting promotes equality and diversity	63,735	9,232	14	38,643	61	15,582	24	278	0
The effectiveness of safeguarding	63,735	9,037	14	38,795	61	15,129	24	774	1
The effectiveness of the setting's self-evaluation, including the steps taken to promote improvement	63,735	7,619	12	34,784	55	20,720	33	612	1
⁵ The effectiveness of partnerships	63,735	12,216	19	38,664	61	12,667	20	188	0
⁴ The effectiveness of the setting's engagement with parents and carers	45,222	6,653	15	23,651	52	14,743	33	175	0
⁴ The quality of provision in the Early Years Foundation Stage	45,222	5,675	13	28,206	62	10,873	24	468	1
⁶ How effectively are children in the Early Years Foundation Stage helped to learn and develop?	18,513	2,457	13	10,681	58	5,307	29	68	0
⁶ How effectively is the welfare of children in the Early Years Foundation Stage promoted?	18,513	2,328	13	11,480	62	4,633	25	72	0
⁴ Outcomes for children in the Early Years Foundation Stage	45,222	5,893	13	28,526	63	10,397	23	406	1
The extent to which children achieve and enjoy their learning	63,735	10,082	16	38,959	61	14,372	23	322	1
The extent to which children feel safe	63,735	9,907	16	39,511	62	13,754	22	563	1
The extent to which children adopt healthy lifestyles	63,735	10,344	16	40,875	64	12,288	19	228	0
The extent to which children make a positive contribution	63,735	10,473	16	39,448	62	13,633	21	181	0
The extent to which children develop skills for the future	63,735	8,771	14	39,105	61	15,562	24	297	0

Source: Ofsted inspections

1. Percentages are rounded and do not always add exactly to 100.
2. Data are based on inspections carried out since the introduction of the Early Years Foundation Stage in September 2008.
3. Where the number of inspections is small, percentages are not shown.
4. Judgement only made at inspections from 1 September 2009 onwards.
5. Between 1 September 2008 and 31 August 2009 this judgement was called "How well does the setting work in partnership with parents and others?"
6. Judgement only made at inspections between 1 September 2008 and 31 August 2009.
7. Titles of other judgements changed on 1 September 2009 but the criteria for assessing them remained unchanged. Data are amalgamated for inspections conducted before and after this date.

Table 4: Actions at early years registered inspections between 1 January 2012 and 31 March 2012, by the statutory requirements of the Early Years Register (provisional)

	Total number of inspections	Number with actions	Percentage with actions
Any action	4,866	1,123	23
Learning and development requirements			
Early learning goals	4,866	14	0
Educational programmes	4,866	11	0
Assessment arrangements	4,866	3	0
Welfare requirements			
Safeguarding and welfare	4,866	548	11
Promoting good health	4,866	122	3
Behaviour management	4,866	12	0
Suitability of adults	4,866	71	1
Qualifications, training, knowledge and skills	4,866	43	1
Staffing arrangements	4,866	13	0
Premises, environment & equipment	4,866	273	6
Organisation	4,866	104	2
Documentation	4,866	388	8

Source: Ofsted inspections

Table 5: Recommendations made at early years registered inspections between 1 January 2012 and 31 March 2012, by the statutory requirements of the Early Years Register (provisional)

	Total number of inspections	Number with recommendations	Percentage with recommendations
Any recommendation	4,866	4,558	94
Learning and development requirements			
Early learning goals	4,866	1,150	24
Educational programmes	4,866	1,332	27
Assessment arrangements	4,866	850	17
Welfare requirements			
Safeguarding and welfare	4,866	646	13
Promoting good health	4,866	202	4
Behaviour management	4,866	17	0
Suitability of adults	4,866	25	1
Qualifications, training, knowledge and skills	4,866	121	2
Staffing arrangements	4,866	23	0
Premises, environment & equipment	4,866	858	18
Organisation	4,866	1,901	39
Documentation	4,866	241	5

Source: Ofsted inspections

Glossary

Actions

Inspectors raise actions to bring about compliance with the statutory requirements of the Early Years Foundation Stage where these are not met at inspection. Usually actions result in one or more judgements being inadequate. In some cases where a specific requirement or part of a requirement is not met but the inspector considers that the overarching general legal requirement is met, the provider has a history of compliance and the impact on children is not significant, then the inspector may judge the relevant judgement to be 'satisfactory' or, on very rare occasions, 'good'. Providers are given a short timescale to put things right.

Childminder

This is a person who is registered to look after one or more children, to whom they are not related, for reward. Childminders work with no more than two other childminders or assistants.

They care for:

- children on domestic premises that are not usually the home of one of the children, unless they care for children from more than two families wholly or mainly in the homes of the families
- at least one individual child for a total of more than two hours in any day. This is not necessarily a continuous period of time.

Childcare providers

Childcare providers care for at least one individual child for a total of more than two hours in any day. This is not necessarily a continuous period of time. They must register to care for children under the age of eight, unless they are not required to do so; and can choose to register to care for older children. The early years and childcare sector comprises four main categories of provider: childminders, childcare providers on non-domestic premises, childcare providers on domestic premises and home childcarers. A childcare provider may be inactive because they have resigned or they have had their registration suspended or cancelled by Ofsted.

Childcare providers on domestic premises

These are people providing care on domestic premises with at least three other people. They can provide the care directly or employ people to work with them. The difference between childminding and childcare on domestic premises is the number of people involved; if four or more people look after children at any time they are providing childcare on domestic premises, not childminding.

Childcare providers on non-domestic premises

These are people or organisations providing care for individual children in premises that are not someone's home. These premises can range from converted houses to purpose built nurseries.

Childcare Register

The Childcare Register has providers who care for children from birth to 17 years. It has two parts:

- **the compulsory part**

Providers must register if they care for one child or more from the 1 September following their fifth birthday until they reach their eighth birthday for a period of more than two hours in any day.

- **the voluntary part**

Providers who are not eligible for compulsory registration may choose to register here. These are mainly people looking after children aged eight and over, or providing care in the child's home like a nanny.

Ofsted inspects a random 10% sample of providers who are registered only on the Childcare Register, and not on the Early Years Register, each year.

Early Years Foundation Stage

The Early Years Foundation Stage (EYFS) is a comprehensive statutory framework introduced in September 2008 that sets the standards for the learning, development and care of children from birth to five.

Early Years Register

The Early Years Register records providers who look after children from birth to school age (that is 31 August after the child's fifth birthday). It is compulsory for such providers. Providers on this register must meet the requirements of the Early Years Foundation Stage. Ofsted inspects all providers on this register at least once in a 47-month period to judge each provider's overall effectiveness.

Home childcarers

Home childcarers are usually nannies who care for children of any age up to their 18th birthday wholly or mainly in the child's own home, and care for children from no more than two families. They are not required to register with Ofsted but may choose to do so on the voluntary part of the Childcare Register.

No children on roll inspections

If an inspection is scheduled and there are no children on roll at the time of the inspection it should be deferred and the no children on roll letter EYL 409 sent to the provider. This letter explains to the provider that the inspection is being deferred as there are no children on roll. The provider must inform Ofsted when they start to care for children. The only exceptions to this are:

- if it is towards the end of a provider's prescribed period for inspection and an inspection needs to be carried out for Ofsted to fulfil its regulatory role
- it is a reinspection of those judged inadequate for overall effectiveness at their last inspection and it has reached the trigger point for the reinspection
- if the provider is scheduled for inspection as part of the 10% Childcare Register inspections because they are only registered on that register. In these cases the inspection is not carried out unless the provider is selected as part of the random selection in future or because there is a complaint about the provider relating to the requirements for registration.

Recommendations

Inspectors make recommendations to improve the quality of the provision. These recommendations relate to the principles, practice guidance and statutory guidance of the Early Years Foundation Stage.

© Crown copyright

You may re-use this information (not including logos) free of charge in any format or medium, under the terms of the Open Government Licence. To view this licence, visit <http://www.nationalarchives.gov.uk/doc/open-government-licence/> or write to the Information Policy Team, The National Archives, Kew, London, TW9 4DU or e-mail: psi@nationalarchives.gsi.gov.uk.