

Buinytska Oksana

Associate Professor, Ph.D., Head of IT in Education Laboratory
Borys Grinchenko Kyiv University, Kyiv, Ukraine
o.buinytska@kubg.edu.ua
ORCID: 0000-0002-3611-2114

Hrytseliak Bohdan

Deputy Head of IT in Education Laboratory
Borys Grinchenko Kyiv University, Kyiv, Ukraine
b.hrytseliak@kubg.edu.ua
ORCID: 0000-0003-2953-8560

INTEGRATION OF INFORMATION AND EDUCATIONAL SYSTEMS IN THE UNIVERSAL EDUCATION UNIVERSITY ELECTRONIC ENVIRONMENT

Abstract. The article is devoted to the integration of educational resources and educational and informational systems in a single information and educational environment of the university. Access to the university's information and educational environment is carried out through the additional web-site of the official portal "Information and educational environment" for authorization, which uses technology of the single sign-on point, the main element of which is the creation of a user database. Taking into account the features of the analyzed directory services and the use of the domain structure of the network organization, we have selected to create the Lightweight Directory Access Protocol (LDAP) database using the OpenLDAP open protocol. We described the implementation of the settings for a single sign-on page using the protocol for the web CAS (Central Authentication Service). To synchronize the University's corporate email and available Google services with the LDAP database, Google Apps developed a Google Apps Directory Sync application that synchronizes the structure and all users in Google Apps. In order to synchronize the e-learning system based on the LMS Moodle, an existing appropriate module was used to authenticate users through the LDAP database. Configuring the module, synchronizing users and groups is presented in the article. Also are listed the settings specified in the LocalSettings.php file that are related to LDAP authentication with the university's wiki portal via the installed and connected LDAP authentication module. Also we described an approach to synchronizing users with the systems of scientific conferences and seminars based on the open conference system engine, which includes a module for LDAP authentication.

Keywords: information and educational environment of the university; directory databases; LDAP; synchronization; Moodle; Google Apps; Open Conference System

One of the ways to ensure quality education is to create a unified information and educational environment of the university, built on competency and personality-oriented learning approaches, and provide permanent, full-access 24/7/365 to electronic systems and resources. Studying the experience of world universities in Borys Grinchenko Kyiv University was created such informational and educational environment. Its obligatory components are availability of technologies of electronic interaction of all participants of the educational process and electronic content of educational, scientific, informational, and management directions (Morze, Buinytska, 2015). In order to combine all electronic resources into a holistic system - the information and educational environment is selected by the single sign-on technology, which provides access through a separate web-site of the official portal, taking into account the rights of access to the resources of each user (Fig.1).

The combination of electronic resources in a single system is carried out virtually, not physically, but provides users with the perception of a holistic environment (Ogneviuk et al., 2016) (Fig.2).

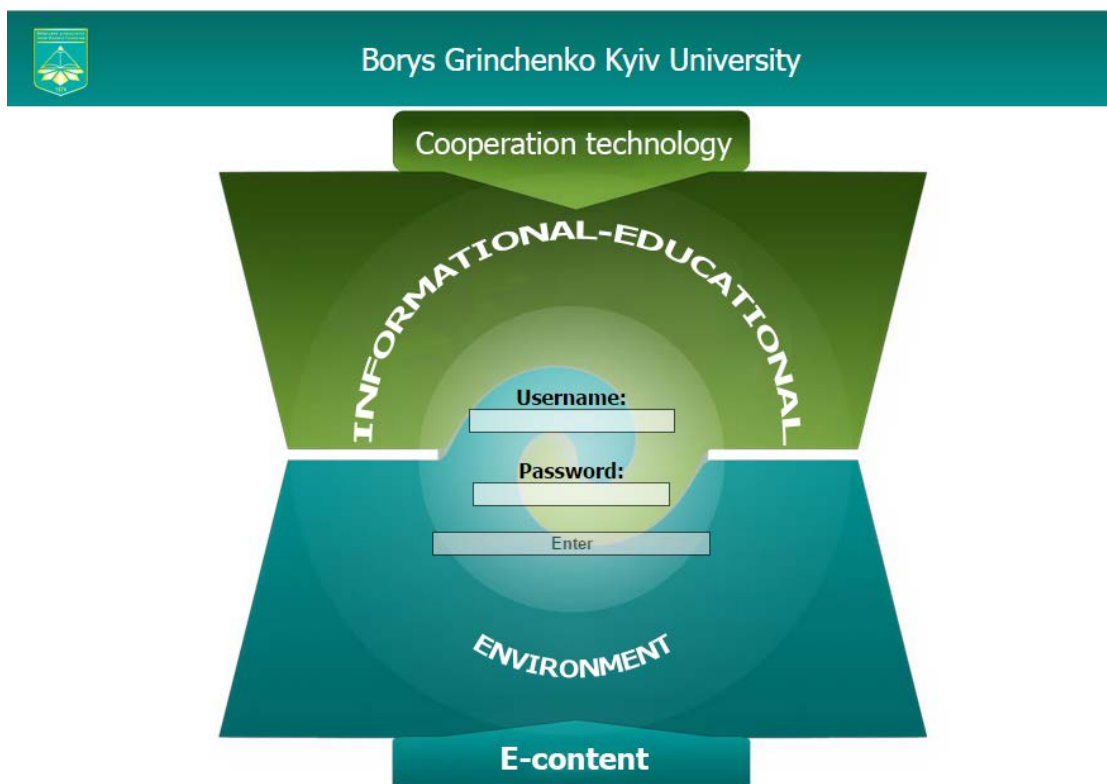


Fig.1. Webpage of Single sign-on system in Information and Educational Environment of the University




Fig.2. Webpage of access to the resources of the information and educational environment

The main element of the single sign-on system is the user database, which will be addressed by other components of the system to verify the identity of users at the entrance to the university's information and educational environment (Oleksiuk, 2012).

To select the software to create a user database, we analyzed the free and commercial directory services (Tab.1).

Table 1.
Features of directory services

Name	Accessibility	Characteristic features
OpenLDAP	Non-commercial	<ul style="list-style-type: none"> - the complexity of the initial settings of the server; - cross-platform; - high performance; - a lot of settings; - ability to use (in conjunction with Samba) for a complete replacement of Windows-based file servers.
Apache Software Foundation	Non-commercial	<ul style="list-style-type: none"> - functional separation into two independent parts; - modular server architecture; - wide support for platforms by using Java; - experimental extensions that add some opportunities.
Novell eDirectory	Commercial	<ul style="list-style-type: none"> - cross-platform; - high speed; - reliability; - improved mechanisms for synchronizing directory data.
Microsoft Active Directory	Commercial	<ul style="list-style-type: none"> - use group policies and auxiliary tools; - simplifies the overall management of the enterprise network; - relative ease of deployment and maintenance of networks, even with a complex and branched topology; - initial orientation to the Windows platform, causing certain problems with operation in heterogeneous networks.

Given the features of the analyzed directory services and the use of the domain structure of the network organization, it was technically easier for us to select the LDAP directory (Panov, 2017). LDAP stands for Lightweight Directory Access Protocol - that is, "easy directory access". Accordingly, the user database is created on the basis of the LDAP model using OpenLDAP software and hosted on a separate virtual server. Access to the University's database is at <http://login.kubg.edu.ua>.

For greater security, the transfer of information to the LDAP database is carried out through a secure protocol (ldaps://) that runs on an SSL encryption system. The authenticity of the connection is verified using a self-generated SSL certificate for the period up to February 25, 2042 ("Community developed LDAP software", 2017).

The database structure is based on a hierarchical principle. It includes two main branches: people and groups. The branch of the group in turn is divided into employees and students, which are also divided by the structural subdivision (Fig.3).

LDAP Account Manager has been selected as the system for managing graphical the LDAP database management system. This system allows you to work with the record tree directly, and through a convenient and flexible interface, which also has the ability to preprogramming and customizing. The system supports various authentication and expansion modules (“Authentication Plugins”, 2017). For ease of operation has been made the localization of the interface into the Ukrainian language.

To log in to the administration system, you must go to the address <http://login.kubg.edu.ua/lam> (“Centralized authentication using OpenLDAP”, 2017). A general view of the user list is presented at (Fig.4).

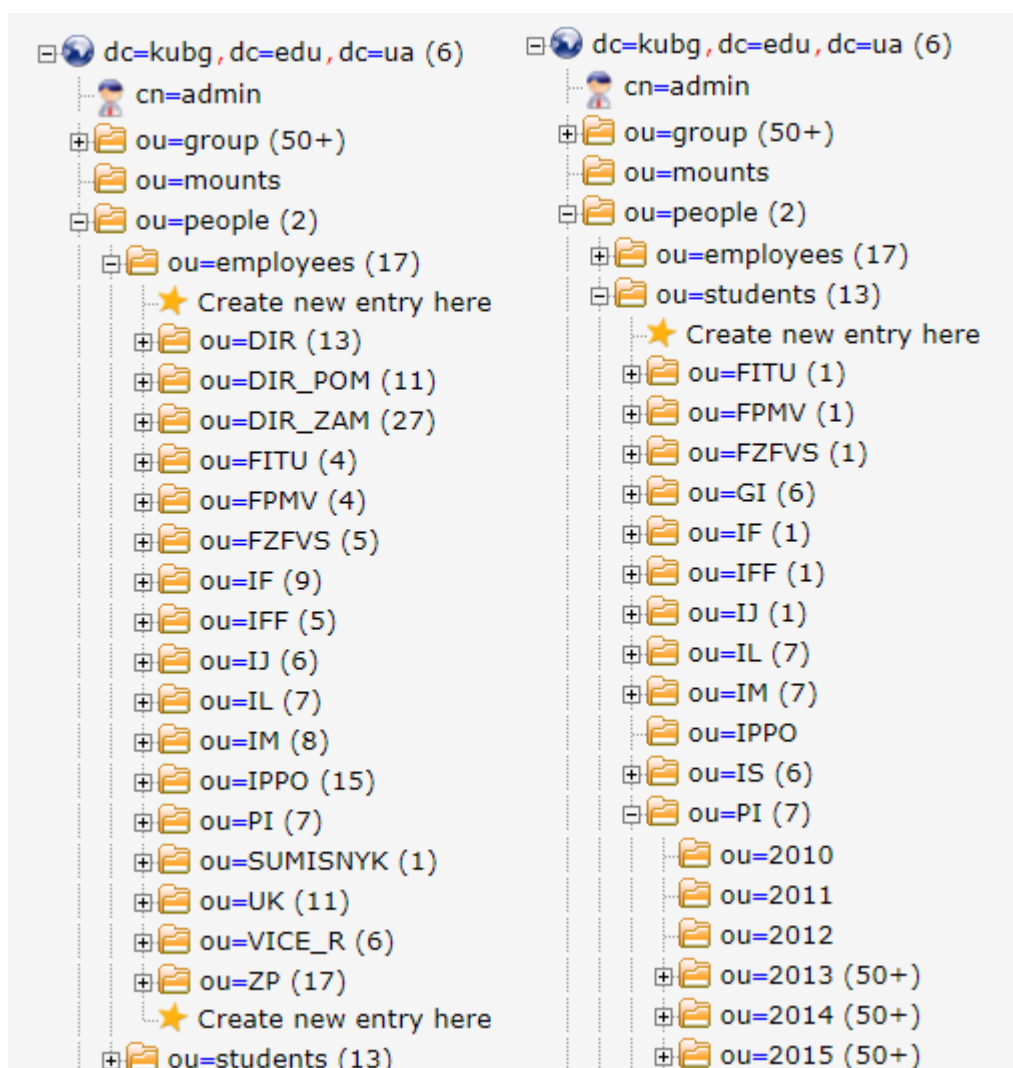


Fig.3. Database structure

LDAP Account Manager Pro - 4.5 (Logged in as: admin > kubg > edu > ua) Tree view Tools Help Logout

Users Groups of names

New user Delete selected users File upload people > kubg > edu > ua

User count: 10582 1 2 3 4 5 6 >>>

Select all	User name	Last name	First name	Email
<input type="checkbox"/>	a.adamchuk	Адамчук	Антоніна Володимирівна	a.adamchuk@kubg.edu.ua
<input type="checkbox"/>	a.avramenko	Авраменко	Анастасія Вікторівна	a.avramenko@kubg.edu.ua
<input type="checkbox"/>	a.bahalika	Багаліка	Андрій Вікторович	a.bahalika@kubg.edu.ua
<input type="checkbox"/>	a.bessalov	Бессалов	Анатолій Володимирович	a.bessalov@kubg.edu.ua
<input type="checkbox"/>	a.bogadelna	Богадельна	Анна Авер'янівна	a.bogadelna@kubg.edu.ua
<input type="checkbox"/>	a.bohorod	Богород	Анатолій Володимирович	a.bohorod@kubg.edu.ua
<input type="checkbox"/>	a.bolharskyi	Болгарський	Анатолій Георгійович	a.bolharskyi@kubg.edu.ua
<input type="checkbox"/>	a.boliak	Боляк	Андрій Анатолійович	a.boliak@kubg.edu.ua
<input type="checkbox"/>	a.bolotna	Болотна	Анна Володимирівна	a.bolotna@kubg.edu.ua
<input type="checkbox"/>	a.braievaska	Браєвська	Анастасія Ігорівна	a.braievaska@kubg.edu.ua
<input type="checkbox"/>	a.bratski	Брацкі	Артур Себастьян	a.bratski@kubg.edu.ua

Fig.4. General view of the user list

The module Users with the `inetOrgPerson` schema are connected to work with users. Student groups are connected to the Schema Name Group module `groupOfUniqueNames` (Fig.5).

LDAP Account Manager Server profile: lam

General settings Account types Modules Module settings

Users

Selected modules

- Personal (inetOrgPerson)(*)
- Groups of names (groupOfNamesUser)
- General information (generalInformation)

Available modules

- EDU person (eduPerson)
- FreeRadius (freeRadius)
- Hosts (hostObject)
- Kerberos (heimdalKerberos)
- Kerberos (mitKerberos)

Groups of names

Selected modules

- Group of unique names (groupOfUniqueNames)(*)
- General information (generalInformation)

Available modules

- Custom fields (customFields)
- Custom scripts (customScripts)
- Group of names (groupOfNames)(*)
- Role (organizationalRole)(*)
- Zarafa (zarafaGroup)

(*) Base module

Fig.5. Display of connected modules

To implement a single sign-on page, the idea of which was that for the input to any resource or system of information and educational environment of the university user will be redirected to the single sign-on page to the environment (Fig.1). After successful

authentication, the user selects the necessary resource (Fig.2) and enters without the need for re-entering the credentials (“LDAP Properties for CSVDE and VBScript”, 2017).

To realize this possibility was selected the CAS system (Central Authentication Service) (<http://jasig.github.io/cas/4.0.x/index.html>). This system is written using java servlets. Therefore, there was a need for Apache Tomcat to use it. The corresponding software has been installed on the server and configured to work with our LDAP database. There were also programmed forms for authentication in corporate colors and template decisions taken at the University:

- entry form;
- the form of a productive entry;
- the form of denial of entry.

In order to synchronize the University's corporate mail and available Google services with the LDAP database, we use the Google Apps Directory Sync program developed by Google (Oleksiuk, 2013). Currently not all features are used, but only synchronization of the structure and all users in Google Apps. As a result creating and editing users is one-time and only in the base LDAP. Next, as a result of synchronization, the corresponding accounts are created in the Google Apps environment.

Google Apps Directory Sync

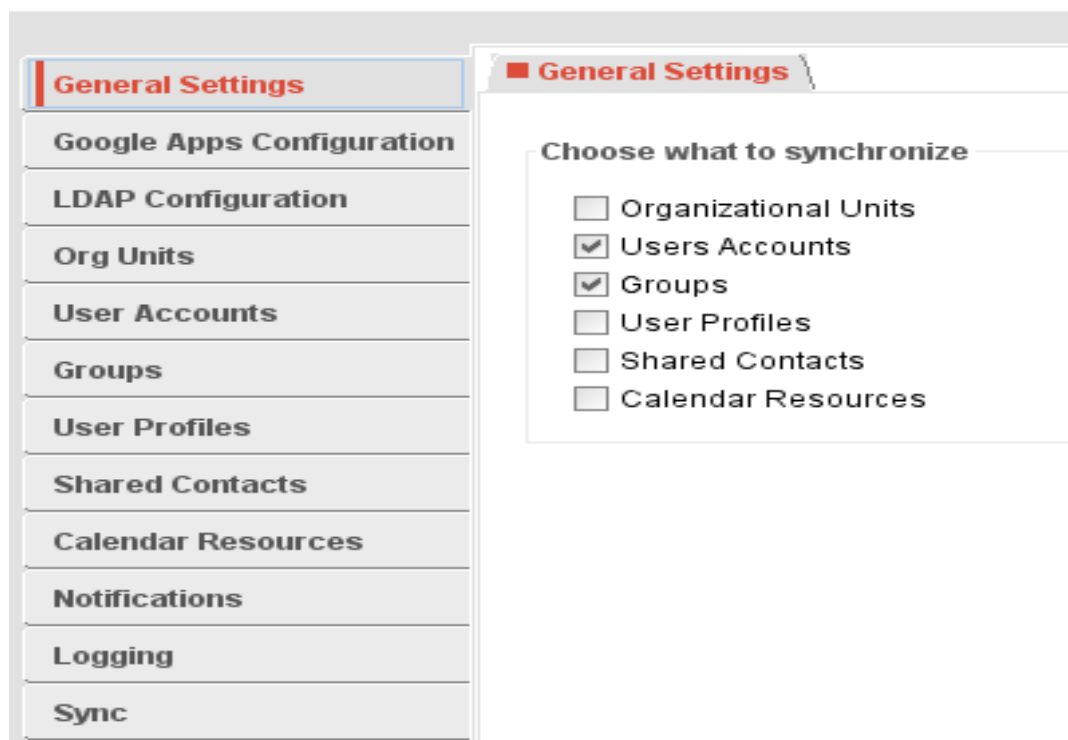


Fig.6. View of Google Apps Directory Sync

The next task is to connect the user application user database to the LDAP:

- e-learning system <http://e-learning.kubg.edu.ua>;
- Wiki portal of the University <http://wiki.kubg.edu.ua>;
- scientific conferences and seminars <http://conf.kubg.edu.ua>;
- e-portfolio <http://eportfolio.kubg.edu.ua>;
- institutional repository <http://elibrary.kubg.edu.ua>;

- base of master's works with the verification of plagiarism <http://resbase.kubg.edu.ua>;
- database of university registries <http://rg.kubg.edu.ua> and others.

Let us consider some of the connection.

The e-learning system is based on the Moodle platform, which already has an appropriate module for authenticating users through the LDAP database. This module should only be enabled and configured. To do this, you had to go through the link http://e-learning.kubg.edu.ua/admin/auth_config.php?auth=ldap and fill out the specified elements of the form. Fragment shape configuration shown on (Fig.7).

LDAP server settings

Host URL

Version

Use TLS

LDAP encoding

Page Size

Bind settings

Don't cache passwords

Distinguished name

Password

Unmask

User lookup settings

User type

Fig.7. Fragment of the module configuration form

To synchronize groups from LDAP to the cohort, the local module `local_ldap` was installed in the Moodle system. Using it from the LDAP database to Moodle, the groups are transferred as cohorts and the necessary students are added to them. Thus, even placing students in groups is done only once in the LDAP database, and then only synchronized.

LDAP syncing scripts

Verbose mode Default: No
local_ldap | debug_ldap_groups Turn on or off the verbose mode when running the script

Synch Moodle's cohorts with LDAP groups

Group attribute Default: cn
local_ldap | group_attribute Naming attribute of your LDAP groups, usually cn

Group class Default: groupOfUniqueNames
local_ldap | group_class in case your groups are of another class such as group, groupOfNames...

Real user class Default: Empty
local_ldap | real_user_attribute in case your user_attribute is in mixed case in LDAP (sAMAccountName), but not in Moodle's CAS/LDAP settings

Process nested groups Default: No
local_ldap | process_nested_groups If this option is on, LDAP groups included in groups will be processed

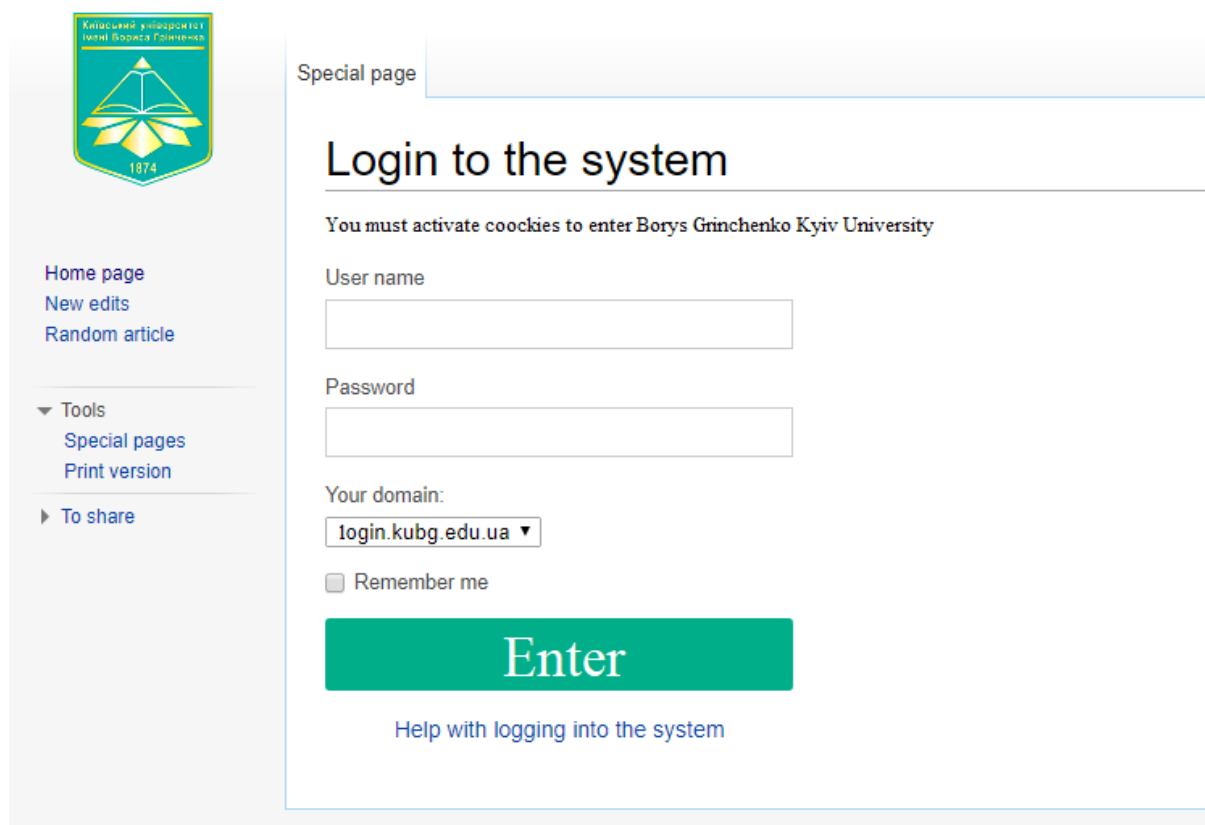
Autocreate missing cohorts Default: No
local_ldap | cohort_syncing_ldap_groups_autocreate_cohorts if false will not create missing cohorts (admin must create them before)

Fig.8. Fetch group sync setting

The Wiki University portal runs on the MediaWiki engine, which also includes the ability to authenticate through the LDAP database. To do this, the LDAP Authentication (LdapAuthentication) module was installed and connected and its settings specified in the LocalSettings.php file. Below is a listing of settings that apply to LDAP authentication.

```
# LDAP authentication
require_once "$IP/extensions/LdapAuthentication/LdapAuthentication.php";
$wgAuth = new LdapAuthenticationPlugin();
$wgLDAPDomainNames = array( 'kubgLDAP' );
$wgLDAPServerNames = array( 'kubgLDAP' => 'login.kubg.edu.ua' );
$wgLDAPSearchAttributes = array( 'kubgLDAP' => 'uid' );
$wgLDAPUserBaseDNs = array( 'kubgLDAP' => 'ou=people,dc=kubg,dc=edu,dc=ua' );
$wgLDAPEncryptionType = array( 'kubgLDAP' => 'ssl' );
$wgLDAPPort = array( 'kubgLDAP' => 636, );
$wgLDAPProxyAgent = array( 'kubgLDAP' => 'cn=admin,dc=kubg,dc=edu,dc=ua' );
$wgLDAPProxyAgentPassword = array( 'kubgLDAP' => '*****' );
$wgLDAPPasswordHash = array( 'kubgLDAP' => 'md5' );
$wgLDAPPreferences = array( 'kubgLDAP' => array( 'email' => 'mail', 'realname' =>
'cn', 'nickname' => 'uid', 'language' => 'preferredlanguage' ) );
$wgMinimalPasswordLength = 1;
```

To save previous accounts, local authentication is allowed along with LDAP authentication. But the detected duplicate accounts can be merged into one. These minor technical changes may be made by an administrator or employee with the appropriate rights. Fig. 9 shows the login form with the domain selection - for the login with the LDAP account you must select "login.kubg.edu.ua".



Special page

Login to the system

You must activate cookies to enter Borys Grinchenko Kyiv University

User name

Password

Your domain:

Remember me

Enter

[Help with logging into the system](#)

Home page
 New edits
 Random article

Tools
 Special pages
 Print version

To share

Fig.8. University entrance page to the Wiki

The system of scientific conferences and seminars is based on the open conference system engine, which also includes a module for LDAP authentication (Halatenko, 2017). But the specificity of this module is that the user must fill in the registration form in any case, indicating in it the same data that it has in the LDAP database. This approach is not very user-friendly. Therefore, reprogramming of the LDAP authentication module was implemented. All changes affected only one file.

LDAP authentication is set alongside (without exception) standard registration and authentication in the system itself. Figure 9 shows the LDAP authentication configuration form.

As a result, users who have an account in the LDAP database log in using their login and password. External users are able to register in the system as before.

Authentication Sources

Заголовок

Опції

- Enable user profile synchronization (if supported by this authentication plug-in, and profile changes (including password changes) made within OCS will be kept separate from remote source profile information.
- Enable user password modification (if supported by this authentication plug-in, OCS "lost password" feature to reset a forgotten password. These functions are not available for LDAP authentication source.
- Enable user creation (if supported by this authentication plug-in). Users are created in the authentication source if they do not already exist. Additionally, if this source is added to the remote authentication source.

LDAP Settings

Server hostname
E.g., "ldap.example.com", or "ldaps://ldap.example.com" (to use SSL)

Server port
Optional. Defaults to 389 (LDAP) or 636 (LDAP over SSL)

Base DN
E.g., "ou=people,dc=example,dc=com"

Manager DN
E.g., "cn=Manager,dc=example,dc=com"

Account name attribute
The attribute whose value uniquely identifies a user object, such as uid or cn.

Manager password
The manager DN and password are only required if the user profile/password synchronization is enabled. If not, these options can be omitted.

Password encryption ▼
Hash format for passwords stored to the server. SSHA is recommended (if supported).

Fig.9. LDAP Authentication Configuration Form

In general, the integration of educational electronic resources into a single information and educational environment is very important for the university, since:

- the single entry point for all resources and systems is used;
- authentication of all university users and configuration management is provided;
- there is coordination of functions and data exchange between components of the e-environment;
- a single approach to data storage and high speed access to them is carried out;
- enhanced protection of information from unauthorized access.

REFERENCES

- Authentication Plugins (2017). Retrieved June 10, 2017
<https://wiki.duraspace.org/display/DSDOC3x/Authentication+Plugins>.
- Centralized authentication using OpenLDAP (2017). June 10, 2017
https://wiki.gentoo.org/wiki/Centralized_authentication_using_OpenLDAP
- Community developed LDAP software (2017). June 10, 2017
<http://www.openldap.org/>
- LDAP Properties for CSVDE and VBScript (2017). June 10, 2017
http://www.computerperformance.co.uk/Logon/LDAP_attributes_active_directory.htm

Morze, N., Buinytska, O. (2015) Open e-environment – the key instrument of the education quality. International Journal of Research in E-learning, 1 (1), 25-47. ISSN 2451-2583

Ogneviuk, V., Klymenko, N., Levitas, F., Movchun, A., Zhyltsov, O., Bezpalko, O., Morze, N., Varchenko-Trotsenko, L. & Buinytska, O. (2016). I am a student. (6th ed.). Kyiv: Borys Grinchenko Kyiv University.

Halatenko, V. (2017). Identification and authentication, access control. June 10, 2017 <http://citforum.ru/security/articles/galatenko/>. (in Russian)

Oleksiuk, V. (2013). Google Apps Cloud Services Integration Experience in Higher Education Institutions' Information and Education. Information technology and learning tools, 3 (35), 64-73. June 10, 2017

<http://journal.iitta.gov.ua/index.php/itlt/article/view/824/631>. (in Ukrainian)

Oleksiuk, V. (2012). A unified authentication system as a step towards creating the educational space of a general education institution. Scientific journal of National Pedagogical Dragomanov University. Series 2, Computer-based learning systems, 13 (20), 188-193. (in Ukrainian)

Panov, D. (2017). LDAP – Universal catalogs at the service of companies. Computer Review, IT for Business. June 10, 2017,

http://ko.com.ua/ldap_universalnye_katalogi_na_sluzhbe_kompanij_49489. (in Russian)

Spivakovskiy, O. (2014). Construction of ICT infrastructure of universities: problems and solutions. Information technology and learning tools, 1 (39), 99-116. June 10, 2017 http://journal.iitta.gov.ua/index.php/itlt/article/view/996#.Uzz8sfl_t1Z. (in Ukrainian)