

Animal (2010), 4:7, pp 979–992 © The Animal Consortium 2010
doi:10.1017/S1751731110000388



Evolutionary adaptations of ruminants and their potential relevance for modern production systems

M. Clauss^{1†}, I. D. Hume² and J. Hummel³

¹University of Zurich, Clinic for Zoo Animals, Exotic Pets and Wildlife, Vetsuisse Faculty, Switzerland; ²University of Sydney, School of Biological Sciences, Australia;

³University of Bonn, Institute of Animal Science, Animal Nutrition Group, Germany

(Received 30 August 2009; Accepted 25 January 2010; First published online 9 March 2010)

Comparative physiology applies methods established in domestic animal science to a wider variety of species. This can lead to improved insight into evolutionary adaptations of domestic animals, by putting domestic species into a broader context. Examples include the variety of responses to seasonally fluctuating environments, different adaptations to heat and drought, and in particular adaptations to herbivory and various herbivore niches. Herbivores generally face the challenge that a high food intake compromises digestive efficiency (by reducing ingesta retention time and time available for selective feeding and for food comminution), and a variety of digestive strategies have evolved in response. Ruminants are very successful herbivores. They benefit from potential advantages of a forestomach without being constrained in their food intake as much as other foregut fermenters, because of their peculiar reticuloruminal sorting mechanism that retains food requiring further digestion but clears the forestomach of already digested material; the same mechanism also optimises food comminution. Wild ruminants vary widely in the degree to which their rumen contents 'stratify', with little stratification in 'moose-type' ruminants (which are mostly restricted to a browse niche) and a high degree of stratification into gas, particle and fluid layers in 'cattle-type' ruminants (which are more flexible as intermediate feeders and grazers). Yet all ruminants uniformly achieve efficient selective particle retention, suggesting that functions other than particle retention played an important role in the evolution of stratification-enhancing adaptations. One interesting emerging hypothesis is that the high fluid turnover observed in 'cattle-type' ruminants – which is a prerequisite for stratification – is an adaptation that not only leads to a shift of the sorting mechanism from the reticulum to the whole reticulo-rumen, but also optimises the harvest of microbial protein from the forestomach. Although potential benefits of this adaptation have not been quantified, the evidence for convergent evolution toward stratification suggests that they must be substantial. In modern production systems, the main way in which humans influence the efficiency of energy uptake is by manipulating diet quality. Selective breeding for conversion efficiency has resulted in notable differences between wild and domestic animals. With increased knowledge on the relevance of individual factors, that is fluid throughput through the reticulo-rumen, more specific selection parameters for breeding could be defined to increase productivity of domestic ruminants by continuing certain evolutionary trajectories.

Keywords: herbivory, hindgut fermenter, foregut fermenter, browser, grazer

Implications

Understanding evolutionary adaptations of ruminants will have an impact on (i) husbandry of captive wild ruminants, many of which cannot be kept or fed as domestic ruminants and (ii) research for continuous refinement of the production potential of domestic ruminants, by offering a range of species for investigating seasonal aspects of nutrition and reproduction and by outlining an important physiological mechanism: some ruminants (including cattle relatives) have

increased fluid throughput through the forestomach during evolution. Continuing this evolutionary trajectory, that is increasing fluid throughput further by selective breeding for this trait, represents a logical option that should be further investigated.

Introduction: ruminant research and comparative herbivore digestive physiology

Vertebrate herbivores cannot digest plant fibre auto-enzymatically but rely on gut microflora for this purpose.

† E-mail: mclauss@vetclinics.uzh.ch

As self-evident as this statement might seem today, with a large number of reviews dealing with the contribution of microbial fermentation to digestion in vertebrates (the most prominent probably being Stevens and Hume, 1998), the origins of comparative herbivore digestive physiology lie in research on domestic ruminants. Initial observation that fermentative activity in the large intestine of horses is similar to that in the rumen (e.g. Elsdon *et al.*, 1946; Argenzio and Stevens, 1984) opened the door for a large-scale recognition of fermentative digestion in herbivores. Methodological knowledge and concepts gained in domestic ruminant research were applied to other herbivores to discover the immense variety of digestive adaptations. Moir *et al.* (1954) described a 'ruminant-like' digestion in a wallaby and thereby initiated a new direction of comparative studies on foregut fermentation strategies. Thus, the history of comparative digestive research followed a two-fold top-down approach: (i) from what is probably the most sophisticated digestive system (ruminant) to fermentative digestion in many other vertebrates (including fish and tadpoles) and (ii) within the ruminants from what is probably the most advanced system (cattle) to the digestive physiology of many other ruminants (including deer, antelope and giraffe). This top-down approach is reflected by the fact that many important reviews on comparative herbivore and ruminant digestive physiology have appeared in the monograph series of the International Symposium on Ruminant Physiology or in proceedings of similar symposia (Moir, 1965; Hörnicke and Björnhag, 1980; Hume and Warner, 1980; Kay *et al.*, 1980; Stevens *et al.*, 1980; Hofmann, 1988; Hume and Sakaguchi, 1991; Langer and Snipes, 1991; Van Soest *et al.*, 1995; Cork *et al.*, 1999).

Aim of this review

Since these beginnings, comparative herbivore physiology has become a research field in its own right. Comprehensive reviews of this field can be found in several monographs (Van Soest, 1994; Hume, 1999; Karasov and Martínez del Rio, 2007) and edited books (Hudson and White, 1985; Chivers and Langer, 1994) and is not the aim of this contribution. We want to highlight certain research areas, such as adaptations to seasonality, extreme climate and physiological adaptations to nutritional niches. All these research fields have drawn upon knowledge gained by, and methods originally developed for, research on domestic ruminants. Comparative physiology can offer a concept of where ruminants in general, and domestic ruminants in particular, 'came from' in adaptive terms, and can offer a perspective on what evolutionary trajectories might be worthwhile pursuing, if those adaptations that led to their carriers' present success should be even reinforced in the future. Therefore, we will outline our view of the evolutionary position of ruminants.

Foregut and hindgut fermentation: why ruminants are special

Depending on the site of major microbial digestion, herbivores are classified as foregut fermenters (primary fermentation

chamber proximal to the small intestine) or hindgut fermenters (primary fermentation chamber distal to the small intestine). Because the small intestine is the major site of nutrient absorption (with the exception of volatile fatty acids that are absorbed mainly in the fermentation chambers), a discussion about differences between foregut and hindgut fermenters is a stimulating didactic exercise. In a foregut, nutrients are metabolised or modified by microbes before absorption, leading to energetic loss when substrates like sugars/starches are fermented rather than being digested more profitably auto-enzymatically (Stevens and Hume, 1998) and to the higher degree of saturation in the body fats of foregut fermenters (Clauss *et al.*, 2009a). Hume (1985) outlined how some differences between foregut and hindgut fermenters might be less important than usually thought: although detoxification in the foregut could be considered advantageous on certain foods rich in plant secondary metabolites (PSMs), detoxification in the liver is another viable option for simple-stomached animals that actually absorb toxins. Also, although protein and vitamins synthesised by the microbial flora might be lost to the host in hindgut fermenters, this effect may not be relevant under natural conditions in large herbivores (because of their relatively low metabolic rates), and is compensated by coprophagy in small herbivores (Hume, 1985). Additionally, differences in protein loss in the faeces have yet to be proven for different digestion types – a preliminary comparative screening of a large variety of zoo herbivores, including coprophageous and non-coprophageous hindgut fermenters as well as ruminant and non-ruminant foregut fermenters, did not detect any relevant differences in metabolic faecal nitrogen between the groups (Schwam *et al.*, 2009c).

Nevertheless, foregut fermentation is usually considered superior to hindgut fermentation, based on observations on digestive efficiency in domestic herbivores, on species diversity today and in the recent fossil record (Moir, 1968), or predictions by gut models (Alexander, 1993). However, this view often equates 'foregut fermenters' with 'ruminant' – either subconsciously, or consciously as stated by Janis (1976): '*I will use 'ruminant' to designate any animal that ferments cellulose in its forestomach.*' Such an approach ignores two facts: (i) when compared with ruminants, non-ruminant foregut fermenters do not appear as successful in terms of species diversity (Langer, 1991, 1994). An exception is the macropodid marsupials on the Australian continent (Cardillo *et al.*, 2003), which is a special case because of its low-primary productivity (Milewski and Diamond, 2000), and historical lack of eutherian competitors and (ii) ruminants have evolved the peculiar adaptation of rumination, which sets them apart from other foregut fermenters (Fritz *et al.*, 2009; Schwam *et al.*, 2009a; Figure 1). Equating ruminants and non-ruminant foregut fermenters denies the relevance of this adaptation.

To explore the role of the different digestive strategies, we base our approach on the supposition that species evolve to maximise energy intake. Higher energy intake should allow a higher level of metabolism, which has certain competitive advantages (McNab, 2006). Higher energy intake can be

achieved by increasing food intake, and/or by increasing digestive efficiency. Digestive efficiency is mainly determined by food quality, by ingesta retention time and ingesta particle size (Hume, 2005). Ingesta retention and particle size can actually compensate for each other (Clauss *et al.*, 2009b), with longer retention and smaller particles enhancing digestive efficiency. Ingesta retention can be described as a function of gut capacity (Langer and Snipes, 1991) and of food intake (Clauss *et al.*, 2007b). Increasing food intake may mean less time for selecting high-quality food, less time for mastication (leading to larger particle size) and shorter ingesta retention. However, animals differ in the extent to which food intake levels influence ingesta retention (Clauss *et al.*, 2007c). This trade-off between food intake and digestive efficiency means that animals rarely optimise digestive efficiency, but seek to maximise net energy gain by a compromise between these two factors (Hume, 2005).

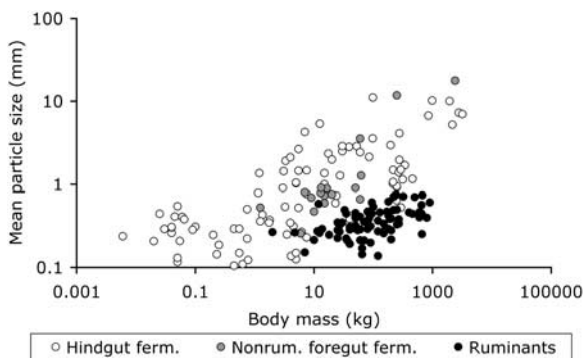


Figure 1 Mean particle size of faeces in mammalian hindgut fermenters, nonruminant foregut fermenters and ruminants of varying body size (Fritz *et al.*, 2009); note that ruminants produce finer faecal particles than other herbivores of comparable body size.

The difference between hindgut and foregut fermentation is often summarised in the literature by a low-intake, high-efficiency strategy in ruminants as opposed to a high-intake, low-efficiency strategy in equids (e.g. Janis, 1976). Actually, it appears more plausible to characterise the digestion types in a different way (Table 1; Clauss *et al.*, 2008d), based on the prerequisites that (i) fermentative digestion of fibre requires more time than fermentative digestion of easily digestible substrates and (ii) that auto-enzymatic digestion of easily digestible substrates is energetically more efficient than fermentative digestion of these substrates: hindgut fermenters can pursue both strategies, either high-intake/low-efficiency or low-intake/high-efficiency, because auto-enzymatic digestion will always be efficient and subsequent fermentative digestion can be either thorough or cursory. Non-ruminant foregut fermenters, however, cannot adopt the high-intake/low-efficiency strategy, because they lose the easily digestible nutrients to the foregut microflora but would not achieve thorough fibre fermentation, having only the disadvantages of both ways. The only way to avoid this problem would be through a 'bypass' of the foregut fermentation system by easily digestible nutrients. Although such bypass has been proposed to occur not only in suckling but also in adult ruminant and non-ruminant foregut fermenters, current experimental evidence does not support this concept (reviewed in Lechner *et al.*, 2009): the excretion of orally ingested fluid markers is not different from particles in foregut fermenting primates, or from fluid markers inserted into the rumen in ruminants.

We term this particular predicament – the limitation of a conventional foregut to a low-intake/high-efficiency strategy – the 'foregut fermentation trap' and hypothesise that it represents a major constraint for the evolutionary success of

Table 1 Concept of differences in metabolic options available to herbivores of different digestive strategies (adapted from Clauss *et al.*, 2008b and 2008d)

Strategy/metabolic rate		Hindgut fermentation 1	Foregut fermentation 2	Foregut fermentation and ruminant 3
Low food intake Long ingesta retention Low metabolic rate	A	Auto-enzymatic digestion followed by thorough fermentative digestion	(Thorough) fermentative digestion followed by autoenzymatic digestion of products (and remains)	As 2A combined with an effective but time-consuming sorting mechanism
Intermediate/high food intake Selective ingesta retention High metabolic rate	–	–	–	As 2A combined with an efficient sorting mechanism that only retains particles that need further digestion and increases chewing efficiency
..... B				
High food intake Short ingesta retention High metabolic rate		Auto-enzymatic digestion followed by cursory fermentative digestion (can increase as chewing efficiency increases)	<i>Cursory fermentative digestion mainly of autoenzymatically digestible components followed by ineffective autoenzymatic digestion of undigested fiber? 'foregut fermentation trap'</i>	

Examples: 1A koala (*Phascolarctos cinereus*); 1B equids; 2A hippo (*Hippopotamus amphibius*); 2B none; 3A camelids; 3B true ruminants.

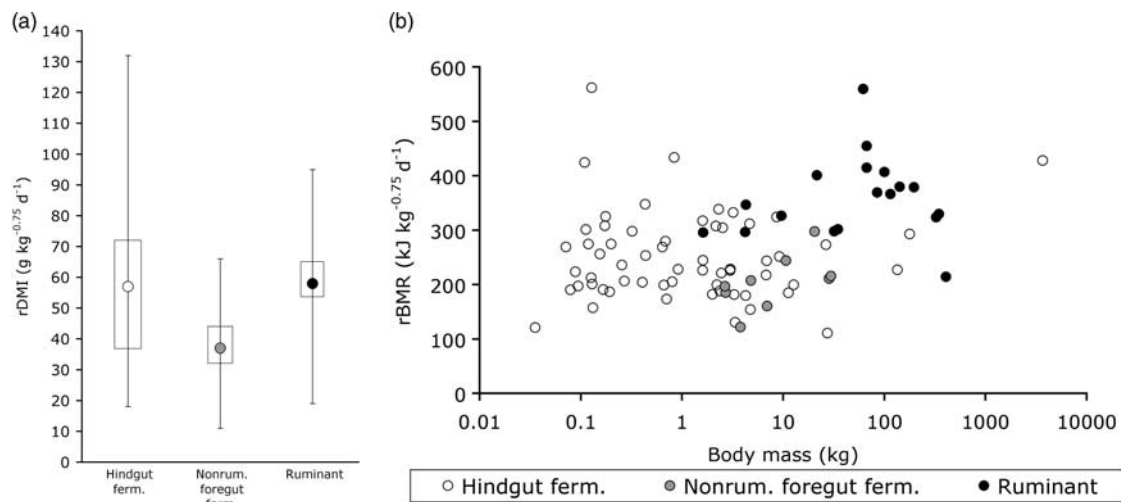


Figure 2 (a) Differences in relative dry matter intake (rDMI, per unit metabolic body weight; means, ranges and 25% to 75% percentile) between hindgut fermenters ($n = 49$ species), nonruminant foregut fermenters ($n = 19$) and ruminants ($n = 25$) (data from Clauss *et al.*, 2007b). When tested by one-way ANOVA ($P = 0.001$) and *post-hoc* tests with Sidak adjustment, differences between nonruminant foregut fermenters and both hindgut fermenters ($P = 0.002$) and ruminants ($P = 0.004$) were significant, but not between hindgut fermenters and ruminants ($P = 0.997$). (b) Variation of relative basal metabolic rate (rBMR, per unit metabolic body weight) in mammalian herbivores (species selected from the collation of Savage *et al.*, 2004; see White and Seymour, 2005 on the problem of measuring BMR in large herbivores). Note the generally higher range of rBMR measured in ruminants as compared with nonruminant foregut fermenters and the large range of rBMR measured in hindgut fermenters.

non-ruminant foregut fermentation, limiting this strategy to herbivores with relatively low metabolic rates (Clauss *et al.*, 2008b). Although this hypothesis remains to be tested, available data suggest that whereas hindgut fermenters display a large range of food intakes and metabolic rates, non-ruminant foregut fermenters are limited to low intakes and low metabolic rates (Figure 2). Consistent with this view, the only geographic region where a large species radiation of non-ruminant foregut fermenters is documented, Australia, is generally marked by low-primary productivity and a mammal population (the marsupials) that is characterised by relatively low metabolic rates (McNab, 2008). In non-ruminant foregut fermenters, particle retention in the foregut is indiscriminate (Schwarm *et al.*, 2008, 2009b), meaning that particles are retained irrespective of their size and digestion status. In contrast, the sorting mechanism in the forestomach of ruminants selectively retains those particles that can be further digested but expels those that already are – thus conceptually allowing a higher intake in ruminants than in non-ruminant foregut fermenters (Clauss *et al.*, 2007b; Schwarm *et al.*, 2009a; Figure 2a). Additionally, this sorting mechanism represents the most efficient mechanism by which mammals can increase their chewing efficiency in terms of ingesta particle size (Fritz *et al.*, 2009). Distal to the forestomach, ingesta particle size is lower in ruminants than in other mammals of comparable size (Figure 1). It is tempting to speculate that a basic difference in the sorting mechanism between camelids (with the little-understood retention of large particles in the third forestomach compartment, Lechner-Doll and von Engelhardt, 1989) and ruminants prevents the former from achieving the high food intakes, metabolic rates (Van Saun, 2006; Maloiy *et al.*, 2009), species diversity and geographic distribution of the ruminants. Until the particle flow in the camelid forestomach is characterised in more detail,

this must remain speculative. To conclude, it is most likely not foregut fermentation *per se*, but its *combination with an ingesta sorting and comminution mechanism*, that represents the most successful adaptation to herbivory, which is reflected in the high species diversity of ruminants as we know them today.

However, the presumed selective advantage of the ruminant sorting mechanism comes at a price. The ruminant sorting mechanism depends largely on particle density (Lechner-Doll *et al.*, 1991). Because this mechanism depends on the interplay between the position of certain ruminant anatomical features and gravity, ruminants cannot rest lying on their side – as do horses, rhinoceroses, or elephants – but must always keep their forestomach in the vertical plane by standing up or resting in sternal recumbency (Clauss, 2004). Also, when comparing measurements of methane emission in ruminants against the few available measurements in non-ruminating foregut fermenters (Kempton *et al.*, 1976; von Engelhardt *et al.*, 1978; Dellow *et al.*, 1988) or equids (Pagan and Hintz, 1986; Vermorel *et al.*, 1997), it seems that energetic losses due to methane production represent another cost associated with ruminant digestive physiology – although the causes remain to be explored.

Comparative studies on ruminants

Seasonality

Like other animals, ruminants are subjected to seasonal rhythms of body mass gain or loss, food intake (Barry *et al.*, 1991; Rhind *et al.*, 2002), energy expenditure and metabolism (Mauget *et al.*, 1997; Arnold *et al.*, 2004) and reproduction (Asher *et al.*, 1999; Santiago-Moreno *et al.*, 2006). Two major mechanisms for this seasonality are recognised: the availability of resources (resource-induced seasonality)

and hormonal control triggered by photoperiod (endogenous seasonality) (Loudon, 1991). High-latitude habitats have a reliable and predictable seasonal rhythm of resource availability, and it is adaptive to regulate physiology in synchrony with this rhythm. More tropical habitats may also experience fluctuations in resource availability, but the predictability of this fluctuation might not be high enough to make an endogenous synchronization adaptive. Alternatively, the partial or complete absence of photoperiodicity in the tropics might have prevented the evolution of endogenous rhythms.

An easy way to identify the seasonality type of a species is to evaluate breeding records of captive animals (Kirkwood *et al.*, 1987; Piening *et al.*, 2009). Cervidae (deer), Caprinae (sheep, goats and relatives) or muskoxen have an endogenous seasonality that persists even when offered food and shelter *ad libitum* in captivity (under natural photoperiodicity). Other ruminants, such as cattle, antelope, and giraffe, have resource-induced rhythms that do not persist in the presence of *ad libitum* resources in captivity. The same pattern is observed in domestic ruminants: seasonal physiological or reproductive patterns are much less pronounced in cattle than in sheep and goats. In general, the expression of seasonal patterns is considered less pronounced in domestic than in wild ruminants (Rhind *et al.*, 2002).

Interrelationships between photoperiod and nutritional state have long been suspected and have been demonstrated by experiments in which photoperiod and dietary resources were uncoupled (Heydon *et al.*, 1993; Webster *et al.*, 2001; Soppela *et al.*, 2008). In particular, leptin would appear a suitable modulator of food intake and animal metabolism. Leptin normally reflects body fat levels (Suzuki *et al.*, 2004; Becker and Katz, 2005; Chilliard *et al.*, 2005; Ostrowski *et al.*, 2006), but is modified by photoperiod and sex hormones (Chilliard *et al.*, 2005; Gaspar-López *et al.*, 2009); yet, exact pathways remain to be elucidated. High levels of circulating leptin have been shown to reduce food intake and increase energy expenditure, and low levels to enhance food intake and decrease energy expenditure (Chilliard *et al.*, 2005). It would, therefore, appear logical that seasonal modulation of leptin (through melatonin) should lead to a suppression of leptin levels during summer, to reduce the putative intake-depressive effect of leptinemia and to allow the animal to increase its body fat stores beyond a maintenance level. For the winter season, reductions in both activity (including foraging) and energy expenditure should be beneficial, but it appears that leptin alone cannot explain these two effects. The facts that long day periods do not lead to a decrease in leptin levels, yet food intake and fat accretion are nevertheless not limited during this period, and that short day periods lead to a marked decrease in leptin levels irrespective of food intake or nutritional status (Chilliard and Bocquier, 2000; Soppela *et al.*, 2008), indicate that other factors must be involved in the regulation of food intake and animal metabolic rate. Comparative (multi-species) studies of the interaction of leptin, photoperiod/melatonin, dietary resources and other mediators, especially between species of different seasonality type, are needed.

Heat and drought

A large body of research has investigated adaptations of ruminants and other animals to heat and drought (Silanikove, 1994; Cain *et al.*, 2006). Apart from behavioural adaptations to reduce heat load and to increase water uptake, desert-adapted ruminants have particularly long distal colons (Woodall and Skinner, 1993) and produce very dry faeces (Clauss *et al.*, 2004). They also probably have longer loops of Henlé or a thicker renal medulla (e.g. Horst and Langworthy, 1971; Dunson, 1974) and produce less and more concentrated urine (Maloiy *et al.*, 1979; Beuchat, 1990). Desert species generally show a lower field metabolic rate and a lower water turnover (Cain *et al.*, 2006). Larger horns in bovid species from arid areas, with thinner keratin sheaths than in temperate species, facilitate heat loss (Picard *et al.*, 1999).

The rumen has been considered a water reservoir in desert ruminants (Silanikove, 1994). Water ingestion during rehydration does not lead to an increased rumen fluid outflow, in contrast to the ingestion of isotonic fluid (Shkolnik *et al.*, 1980). Particularly long fluid retention times in the rumen of desert ruminants may support the water reservoir function (Hummel *et al.*, 2008a). Whether ingested drinking water is actively retained in the rumen in rehydration, or whether fluid absorption across the rumen wall and rapid recycling through saliva (Silanikove, 1994) prevents (non-absorbable) fluid markers from leaving the rumen, remains to be investigated.

Perhaps the most controversial concept of heat adaptation in ruminants is a putative heterothermy that allows an increase in body temperature to minimise evaporative water loss. First proposed for ruminants by Taylor (1969), this concept has become textbook knowledge (Jessen, 2001), yet has been criticised for deriving from spurious results caused by unnatural husbandry of experimental animals (e.g. Fuller *et al.*, 2004). Experimental data from free-ranging animals gained by remote-sensing temperature measurements have yielded conflicting evidence (Ostrowski *et al.*, 2003; Fuller *et al.*, 2004; Ostrowski and Williams, 2006). Either heterothermy does occur but might do so less frequently than previously thought, or many of the recent studies might have been limited by a lack of extreme environmental conditions.

Nutritional niche

Natural forages: grass, browse and fruits

Wild ruminant diets include grasses, browse (forbs/herbs, leaves and twigs of woody plants) and wild fruits. In contrast to a common preconception of browsing animals as 'concentrate selectors' (see below), grasses are not generally less digestible than browse (reviewed in Clauss *et al.*, 2008a). Grasses are peculiar in that they appear to deviate from the common pattern found in other forages of increasing lignin with increasing cell wall content (Figure 3a); the fibre component of grasses contains particularly high percentages of hemicellulose and cellulose. Browse typically has a higher lignin content but also contains rapidly fermentable fibre such as pectins. As a result, grass has fundamentally different fermentation characteristics than browse (Hummel *et al.*, 2006a), with a slower

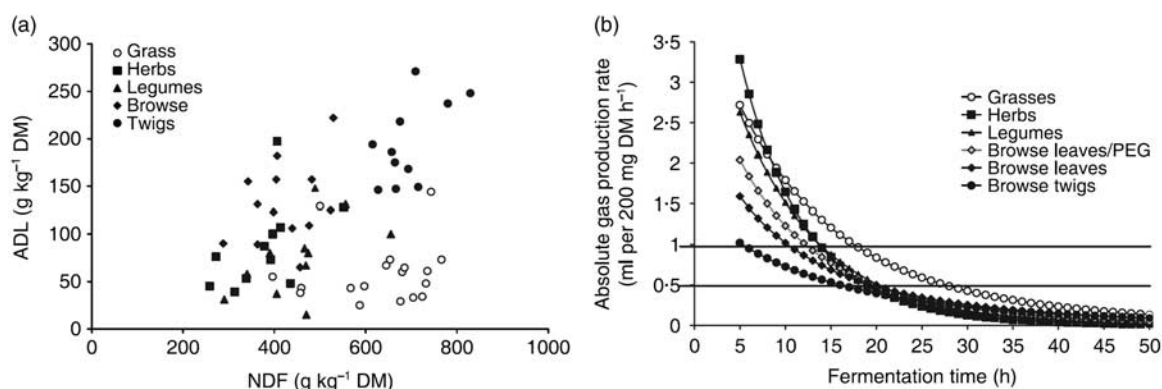


Figure 3 (a) Relationship between cell wall (NDF) and lignin (ADL) content in different forages; note the low proportion of lignin in grasses. (b) Comparative decrease of absolute gas production rate (ml gas/(200 mg dry matter (DM) × hour)) in different forage classes (PEG = polyethylene glycol); note the slower decrease in grass (from Hummel *et al.*, 2006a).

fermentation rate but potentially higher total digestibility, which means that grass can profitably be retained in the fermentation chamber longer than browse (Figure 3b). As a defense against herbivory, browse often contains PSMs that require neutralization/detoxification by the consumer. On the other hand, grasses contain abrasive phytoliths (silica) that require more durable (higher-crowned or hypsodont) teeth. Although the kinetics of digestion-induced density changes of forage particles remain to be investigated systematically between forages, rumen contents of grazing or browsing ruminants are similar in that they separate according to particle size by their functional density (Figure 4) – thus all meeting the prerequisite for the reticulo-rumen (RR) separation mechanism (Sutherland, 1988; Baumont and Deswysen, 1991; Lechner-Doll *et al.*, 1991). Masticatory adaptations in ruminants suggest that grasses are physically more demanding to chew than browse (Archer and Sanson, 2002; Clauss *et al.*, 2008c; Kaiser *et al.*, 2010), but systematic comparative investigations on forages are lacking. It is commonly assumed that wild fruits represent particularly high-quality food; however, wild fruits have little in common with produce cultivated for human consumption (Schwitzer *et al.*, 2009) and contain more fibre than usually thought; their fermentative and physical characteristics remain to be investigated.

Historical note: the browser-grazer concept

Differences in the anatomy of the digestive tract between ruminant species have been known for a long time (e.g. Garrod, 1877; Neuville and Derscheid, 1929). They were investigated systematically by Hofmann (1973, 1988, 1989) who observed that these differences corresponded to differences in natural diet. Three major feeding types were defined (grazers – animals consuming grass; browsers – animals consuming tree leaves and twigs as well as herbs/forbs; intermediate feeders – animals consuming a mixture of grass and browse on a continuous basis or changing seasonally between the two) that are characterised by morphological differences (see below). Additionally, a series of physiological hypotheses, for example regarding fibre digestibility or ingesta retention, were formulated. Other authors reported similar observations (Kay *et al.*, 1980;

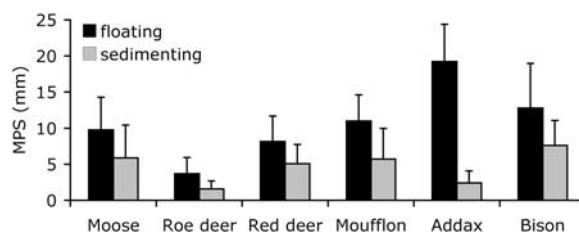


Figure 4 Mean particle size (MPS) of floating and sedimenting fraction of rumen contents in free-ranging or naturally fed wild ruminants. Note that sedimenting particles are always smaller than floating ones (from Clauss *et al.*, 2009d, 2009e).

Kay, 1989), the browser-grazer dichotomy has been used by researchers worldwide (reviewed in Clauss *et al.*, 2008a) and incorporated into textbooks (Robbins, 1993; Van Soest, 1994; Karasov and Martínez del Rio, 2007). However, the concept has been criticised, mainly because the original work included more photographic material than original data, hardly any statistical data evaluation, and because physiological hypotheses remained untested (Gordon and Illius, 1994; Robbins *et al.*, 1995; Pérez-Barbería *et al.*, 2001a). Nonetheless experiences in the husbandry of wild ruminants in zoological collections support the concept that major differences exist in the digestive strategy of browsers and grazers, because browsing ruminants are notoriously difficult to feed in captivity (see below). Also, a large number of Hofmann's original observations and hypotheses have been corroborated in recent studies, leading to a more refined concept of comparative ruminant digestive physiology (see below).

Precautionary note: nomenclature reflects concepts

The terminology used in the classification of ruminant 'feeding types' must be defined. The selection of the natural diet of herbivores can be described in botanical terms (browser/grazer) or in terms of diet quality (selective/unselective). Although the degree of selectivity usually declines with body mass of a species (i.e. larger species often consume food of higher fibre content, Owen-Smith, 1988; Codron *et al.*, 2007), there is no similar body size gradient in terms of the botanical composition of the diet (Clauss *et al.*, 2008a).

The initial concept proposed by Hofmann (1973 and 1989) used the term 'concentrate selector' as a description of browsing ruminants, thus equating botanical and nutritive characteristics of the natural diet – an equation which is not supported by empirical data (Robbins, 1993; Clauss *et al.*, 2008a). One effect of the amalgamation of botanical composition and nutritive quality probably is that nowadays, even the lay community equates a 'browser' with a highly selective animal choosing only high-quality material – no one would think of searching the internet with a 'web-grazer'. Another effect is that, in zoo settings, feeding regimes are often difficult to change because it does not appear logical to reduce the amount of 'concentrates' given to a 'concentrate selector'. Hence the term is best avoided. Concepts that treat both botanical and nutritive aspects in an integrated way have been developed (Demment and Longhurst, 1987) and can explain evolutionary adaptations at finer levels than the botanical approach alone (Codron *et al.*, 2008b). When appropriate, the terms 'selective/unselective browser/grazer' should be applied.

Another conceptual difficulty arises from the fact that in some of the original work, it was unclear what the classification of a ruminant species was based on – on its natural diet, or on morphological adaptations (cf. the legend to Figure 3 in Hofmann, 1985). Only if the natural diet and the morphophysiological adaptations are clearly separated can we test whether the latter actually represent adaptations to the former. In this respect, it appears problematic to describe a certain set of parameters as a typical 'grazer anatomy' or 'grazer physiology' because these anatomical/physiological features might also occur in animals that can ingest other forage types. Ideally, the terms 'grazer/browser' should be reserved to descriptions of the natural diet, whereas morphophysiological types should be denoted by other terms. In this chapter we will use the terms 'moose-type' (for a typical 'browser') and 'cattle-type' (for the most advanced 'grazer').

Ruminant forestomach physiology: why 'cattle-type' ruminants are special?

Although, it is usually thought that intermediate feeders and grazers evolved from browsing ruminants (Hofmann, 1989; Pérez-Barbería *et al.*, 2001b), recent evidence suggests that both strict browsers and strict grazers evolved from intermediate-type ruminants (Codron *et al.*, 2008a; DeMiguel *et al.*, 2008). In this respect, we consider the 'moose-type' and the 'cattle-type' both as extremes of a range of extant ruminant digestion types.

Because grass ferments more slowly than browse, grazers probably have longer particle retention times (Hummel *et al.*, 2006a; Clauss *et al.*, 2007b), but they also have more voluminous forestomachs, which avoids a constraint on food intake (Clauss *et al.*, 2003b). In 'cattle-type' ruminants, this forestomach capacity increase may have led to a space competition with other organs of the body cavity, such as the lungs or the distal colon, leading to compensatory high respiratory rates (Mortolaa and Lanthier, 2005) and moist faeces of a 'pie' consistency (Clauss *et al.*, 2003c).



Figure 5 Schemes of the ruminal mucosa and rumen contents in (a) 'cattle-type' and (b) 'moose-type' ruminants (modified by Jeanne Peter from Clauss *et al.*, 2003b; Tschuur and Clauss, 2008; Hummel *et al.*, 2009; inserts on omasum size from Hofmann, 1973). The dorsal and ventral rumen, the Atrium ruminis (Atr) and the reticulum (Ret) are indicated. Note a distinct gas dome in 'cattle-type' in contrast to a frothy inclusion of small gas bubbles in 'moose-type', a distinct fibre mat and fluid pool in 'cattle-type' and the relatively larger omasum in 'cattle-type' ruminants.

The stratification of rumen contents (Figure 5a) is well-described in domestic ('cattle-type') ruminants (cf. Hummel *et al.*, 2009). It is considered responsible for the regional differences in papillation of the ruminal mucosa (Figure 6, right side) and recognised as part of the selective particle retention mechanism (the 'filter bed-effect', Faichney, 2006). The stronger rumen pillars of 'cattle-type' ruminants (Clauss *et al.*, 2003b) are considered adaptations for contracting against a distinct fibre mat. In contrast, the rumen contents of more 'moose-type' ruminants are much less stratified or not at all (Figure 5b): Such ruminants have an even ruminal papillation (Clauss *et al.*, 2009c; Figure 6 left side), no distinct gas dome (Tschuur and Clauss, 2008), weaker rumen pillars, more viscous rumen fluid (Clauss *et al.*, 2009d; Clauss *et al.*, 2009e), and a less distinct difference between fluid present in the dorsal and the ventral rumen (Figure 7). The higher fluid viscosity, and the ensuing inclusion of gas bubbles in the fluid in 'moose-type' ruminants (Figure 5b) lead to a typical 'frothy' appearance of the ingesta (Clauss *et al.*, 2001), and might also lead to a higher buffering capacity of the ingesta (because of CO₂ inclusion), which might require a thicker layer of the acid-producing abomasal mucosa (Hofmann, 1988). It was previously thought that the lack of stratification resulted in less efficient particle separation, leading to larger faecal particles in browsing than in grazing ruminants kept in zoos (Clauss *et al.*, 2002). More recent results have shown that such differences do not occur if species are measured on their natural diets (Hummel *et al.*, 2008b; Lechner *et al.*, 2010). Correspondingly, no difference in particle discrimination (mean retention of large vs. small particles in the RR) was evident between 'moose-type' and 'cattle-type' ruminants

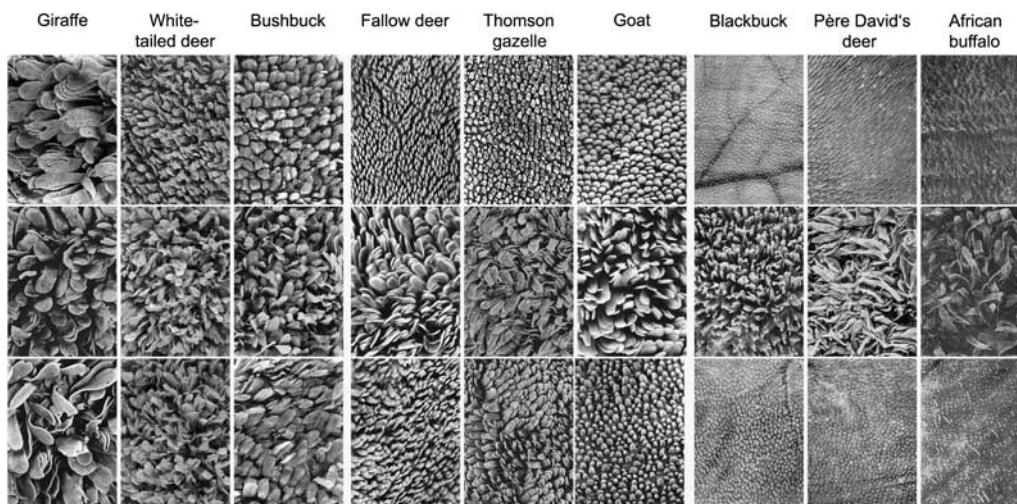


Figure 6 Samples of mucosa from the dorsal rumen (top set), the atrium ruminis (middle set) and the ventral rumen (bottom set) of nine ruminant species. Note that while the atrium ruminis is always heavily papillated, papillation of the dorsal and ventral wall appears to decrease from the browsing species (left) to the intermediate feeders (centre) and the grazers (right) (from Clauss *et al.*, 2009c).

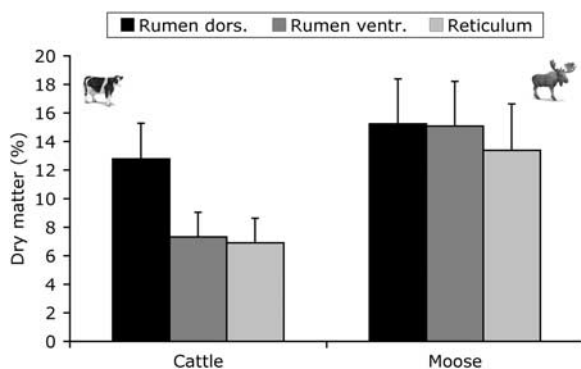


Figure 7 Dry matter concentration in dorsal and ventral rumen and reticular contents in cattle and moose (data from Clauss *et al.*, 2009e; Hummel *et al.*, 2009). Note the gradient between dorsal and ventral rumen and the similarity between ventral rumen and reticulum in cattle and the homogeneity in the rumen contents of moose with a higher fluid content in the reticulum only.

(Figure 8a). These results lead to the conclusion that stratification of RR contents is not an obligatory prerequisite for the particle sorting mechanism and raises questions about the adaptive relevance of RR contents stratification.

The most obvious physiological difference between the ruminant digestion types is the difference in the ratio of small particle *v.* fluid retention in the RR (Clauss and Lechner-Doll, 2001; Hummel *et al.*, 2005; Clauss *et al.*, 2006a; Figure 8b). Higher ratios in 'cattle-type' ruminants are not only an effect of longer particle retention, but also of a relatively shorter fluid retention (Figure 9). Moister RR contents and higher fluid throughput are possibly compensated by the larger fluid-absorbing omasum of 'cattle-type' ruminants (Clauss *et al.*, 2006b; Figure 5) that ensures that ingesta flowing to the abomasum is not unduly diluted. Higher reticular crests in 'cattle-type' ruminants possibly allow complete lumen closure of the reticulum during contractions, which can quickly refill with material from the ventral rumen.

In 'moose-type' ruminants with drier ventral rumen contents, refilling of the reticulum would be more difficult, complete lumen closure of the reticulum might therefore not be advantageous, and hence reticular crests may have been reduced in height (Clauss *et al.*, 2010).

Why this difference in fluid content and passage? 'Moose-type' ruminants might have evolved a saliva that contains defences against PSMs, is therefore particularly protein-rich and viscous, and requires large salivary glands that still cannot secrete particularly large amounts without compromising the salivary composition (Hofmann *et al.*, 2008). 'Cattle-type' ruminants might not be constrained by such a requirement, and could evolve to pass large amounts of fluid through their RR. On the one hand, more fluid in the RR would enhance the stratification of rumen contents, with the formation of a fibre mat and the consequent 'filter-bed effect' that increases the retention of small particles, thus probably facilitating the higher fibre digestibilities achieved by 'cattle-type' ruminants (Pérez-Barbería *et al.*, 2004). On the other hand, an increased fluid passage will also potentially lead to increased yields of bacteria from the RR (reviewed e.g. in Harrison and McAllan, 1980), increasing the harvest of microbes by flushing them out of the RR, and thus selecting for bacterial strains with high compensatory growth capacity. Although we cannot yet easily quantify the potential profits of these adaptations in ruminants on average forage diets, the evidence for convergent evolution toward such mechanisms suggests that they must be substantial.

Consequences

Dietary niches of wild ruminants and feeding in domestic ruminants

No comprehensive treatment of natural diet selection in all ruminant species exists, but the limited data collections indicate that there is little correlation between botanical diet

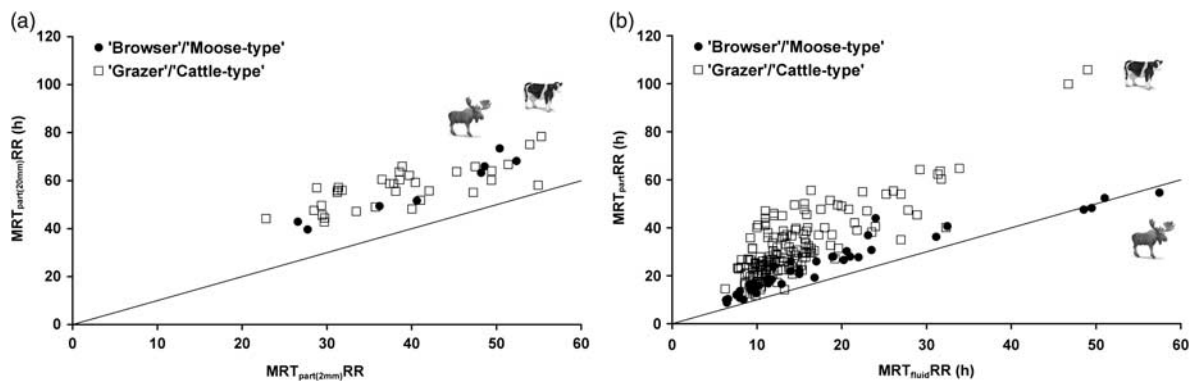


Figure 8 Relationship of mean retention time (MRT) in the reticulorumen (RR) of individual ruminant animals of two different 'rumen physiology types' for (a) small particles (2 mm) and large particles (20 mm) as measured by chromium and rare earth-mordanted fibre (data for the 'browser' moose and for the 'grazers' cattle, muskox, sheep from Lechner *et al.*, 2010 and from M. Lechner-Doll, personal communication). (b) Fluid and small particles (2 mm) as measured by cobalt-EDTA and chromium-mordanted fibre (data for the 'browsers' moose, giraffe, okapi, roe deer and for the 'grazers' cattle, banteng, addax, muskox, sheep, mouflon from Clauss *et al.*, 2006a; Hummel *et al.*, 2008a; Schwarm *et al.*, 2008; Lechner *et al.*, 2010). Solid lines denote $y = x$.

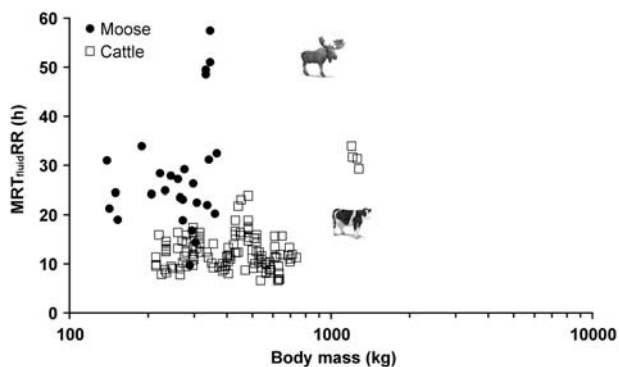


Figure 9 Mean retention time (MRT) of fluid in the reticulorumen (RR) of cattle and moose of various body masses (data from Clauss *et al.*, 2006a; Lechner *et al.*, 2010). Note the generally shorter fluid MRTs in cattle as compared with moose.

composition and body mass (Clauss *et al.*, 2008a). However, it seems that 'strict browsers' – animals with a presumptive 'moose-type' physiology – are limited to browse-only diets, whereas a 'cattle-type' physiology appears to allow a wider range of dietary niches. In this respect, it has been suggested that 'browsers' (i.e. 'moose-type' ruminants) can be characterised as 'non-grazers', whereas 'grazers' (i.e. 'cattle-type' ruminants) might add varying proportions of browse to their natural diet of grass (Van Wieren, 1996; Clauss *et al.*, 2003b). Consider, for example, species like muskoxen (*Ovibos moschatus*), wood bison (*Bison bison athabasca*), European bison (*Bison bonasus*), red forest buffalo (*Syncerus caffer nanus*) and anoa (*Bubalus depressicornis*), all of which have a 'cattle-type' anatomy yet presumably ingest significant amounts of browse in the wild. Similarly, range cattle may also include significant amounts of browse in their diet (Holechek *et al.*, 1982). This flexibility is used in pasture programs aimed at maintaining botanical species diversity (Rutter, 2006). How the ruminant digestion types are linked to their dietary niches requires more detailed investigation.

It has been shown that the inclusion of tree leaves in the diet of 'cattle-type' ruminants increases food intake (and

potentially accelerates ingesta passage) (Tomkins *et al.*, 1991; Boyd *et al.*, 1996), although quantitative effects, including thresholds, remain to be investigated. In contrast, the inclusion of woody twigs in the diet prolongs retention and reduces food intake (Baker and Hobbs, 1987). Although the reasons remain to be elucidated, it can be speculated that this is due to physical and fermentation characteristics of browse. Similar effects are reported in domestic ruminants when legumes or straw are included in their diets (Prigge *et al.*, 1990; Goodchild and McMeniman, 1994). Browse (tree leaves and twigs) historically had some relevance in the feeding of domestic ruminants in Central Europe (Nehring and Schütte, 1950, 1951a, 1951b; Nehring, 1965), but the logistic challenges to grow and harvest browse prevent its use in intensive systems. In contrast, the nutritional value of browse in more extensive agricultural systems in the tropics is an area of increasing research (Ben Salem *et al.*, 2008).

Implications for ruminant welfare

Apart from comparisons of the natural diet of wild ruminants and the artificial diets used in intensive production systems, with their consequences on animal health, animal longevity, and global ecology (Hofmann, 1989; Knaus, 2009), most welfare-related consequences of the physiological adaptations presented in this review are relevant for zoo animals.

A seasonal nutritional regime, including fattening in summer and body mass loss in winter, has long been recommended in the zoo literature (Lechner-Doll *et al.*, 2000). However, such regimes are not in wide use to our knowledge, and their effects on captive wildlife health remain to be investigated.

With respect to temperature physiology, it has been suggested that wild ruminants with obligatory passive heterothermy might be particularly susceptible to cold stress in the temperate zone (Clauss *et al.*, 1999). Yet, so far, physiological and epidemiological evidence for this suspicion is lacking.

Just as 'moose-type' ruminants ingest very little grass in the wild, such animals often refuse to ingest grass hay in captivity (Clauss *et al.*, 2003a), which might lead to a disproportionately high-intake of concentrates with consequences such as acidosis

(Clauss *et al.*, 2003a), laminitis (Zenker *et al.*, 2009), oral stereotypies (Hummel *et al.*, 2006b) and urolithiasis (Wolfe *et al.*, 2000). The physical inadequacy of grass hay for a 'moose-type' rumen may lead to bezoars or RR blockage (Hummel and Clauss, 2006). Additionally, conventional zoo diets, which contain abrasive silicates either in pelleted feeds or in grass-based forages, result in unnatural tooth wear in browsing ruminants (Clauss *et al.*, 2007a; Kaiser *et al.*, 2008). The problem of providing adequate nutrition for 'moose-type' ruminants is finally reflected in their relatively short average life expectancies in captivity (Müller *et al.*, 2010). Therefore, feeding such ruminants requires strategies to increase fibre content in the compound feeds offered to them (Clauss and Dierenfeld, 2008), to replace grain components in such feeds with pectins (Hummel *et al.*, 2006c), and to ensure continuous provision of browse forage – if necessary by browse plantations (Höllerl *et al.*, 2006) and browse silage (Hatt and Clauss, 2006).

Implications for modern production systems

With respect to the physiology of seasonality, current research activities aim to unveil the underlying mechanisms with the aim of ultimately overcoming the constraints imposed on production systems by the ingrained seasonal rhythms of some domestic ruminants (Chemineau *et al.*, 2008).

With respect to adaptations to heat and drought, research focus is on identifying breeds that allow optimal productivity under given conditions (e.g. Alamer and Al-hozab, 2004).

Because the rumen contents of 'moose-type' ruminants (Figure 5b) bear some resemblance to those of cattle suffering from frothy bloat, further inquiries into adaptations of 'moose-type' ruminants on RR motility, and how fermentation gases are dealt with, could enhance our understanding of the etiopathology of bloat in cattle.

With respect to the demonstrated evolutionary trajectory of 'cattle-type' ruminants for high fluid throughput through the RR, it has long been recognised that increasing RR fluid throughput could enhance the ruminant productivity (Chalupa, 1977; Croom *et al.*, 1993), mainly because of increased yields of rumen microbes. Different ways of increasing RR fluid throughput have been tested. Infusions of water (or efforts to increase water intake) are ineffective (Harrison and McAllan, 1980), because of the homeostatic mechanism mentioned in the 'adaptation to heat/drought' section. However, the infusion of saline solutions or artificial saliva, as well as inclusion of mineral salts in the diet, can be used to increase the RR fluid throughput (Chalupa, 1977). Offering of saline drinking water leads to an increase in water intake in ruminants (e.g. Kii and Dryden, 2005; Valtorta *et al.*, 2008) that translates into increased RR fluid throughput, but investigations are so far concentrated on the negative effects of saline water rather than on potentially positive effects of isotonic drinking solutions. Pharmacological approaches have been pursued using salivary stimulants and positive effects were demonstrated such as increased bacterial protein outflow from the RR (Wiedmeier *et al.*, 1987; Froetschel *et al.*, 1989; Bird *et al.*, 1993). However, pharmacological solutions appear less attractive

than selective breeding for certain traits. Given that frothy bloat in cattle is linked to low-saliva production (Mendel and Boda, 1961; Gurnsey *et al.*, 1980) and long fluid retention in the RR (Majak *et al.*, 1986; Okine *et al.*, 1989), and that selective breeding against bloat susceptibility can be successful (Morris *et al.*, 1997), selective breeding for increased saliva production and hence increased RR fluid throughput should be attempted. Cattle with higher salivary flow rates would also appear desirable in terms of their capacity to buffer high-energy rations used in modern production systems. Consistent selection criteria could be followed under standardised conditions in animals with flow probe implants (Meot *et al.*, 1997). Whether measurable improvements are possible under modern production systems, so that breeding programs that continue the evolutionary trajectory of 'cattle-type' ruminants become an attractive strategy, and whether it would have other effects, for example on methane production, remains to be demonstrated.

Acknowledgements

The core of this review is based on studies funded by the Swiss National Fund (3100A0-115958/1), the German Research Foundation (CL 182/3-1 and 3-2, OR 86/1-1), the German Wildlife Foundation (Deutsche Wildtierstiftung e.V.), and the contribution of D. Bayer, J. Fritz, I. Lechner, and A. Schwarm to these projects is gratefully acknowledged. M. Clauss dedicates his contribution to M. Lechner-Doll, who introduced him to ruminant digestive physiology, and thanks A. Hug and J. Peter for their support in graphical design and B. Schneider and J. Wick for their support in literature acquisition. The authors would also like to thank the reviewers whose comments helped in improving the manuscript.

References

- Alamer M and Al-hozab A 2004. Effect of water deprivation and season on feed intake, body weight and thermoregulation in Awassi and Najdi sheep breeds in Saudi Arabia. *Journal of Arid Environments* 59, 71–84.
- Alexander RM 1993. The relative merits of foregut and hindgut fermentation. *Journal of Zoology* 231, 391–401.
- Archer D and Sanson G 2002. Form and function of the selenodont molar in southern African ruminants in relation to their feeding habits. *Journal of Zoology* 257, 13–26.
- Argenzio RA and Stevens CE 1984. The large bowel – a supplementary rumen? *Proceedings of the Nutrition Society* 43, 13–23.
- Arnold W, Ruf T, Reimoser S, Tataruch F, Onderschecka K and Schober F 2004. Nocturnal hypometabolism as an overwintering strategy of red deer (*Cervus elaphus*). *American Journal of Physiology. Regulatory Integrative and Comparative Physiology* 286, R174–R181.
- Asher GW, Monfort SL and Wemmer C 1999. Comparative reproductive function in cervids: implications for management of farm and zoo populations. *Journal of Reproduction and Fertility* 54 (suppl.), 143–156.
- Baker DL and Hobbs NT 1987. Strategies of digestion: digestive efficiency and retention times of forage diets in montane ungulates. *Canadian Journal of Zoology* 65, 1978–1984.
- Barry TN, Suttie JM, Milne JA and Kay RNB 1991. Control of food intake in domesticated deer. In *Physiological aspects of digestion and metabolism in ruminants. Proceedings of the VIIth International Symposium on ruminant physiology*, Sendai, Japan (ed. T Tsuda, Y Sasaki and R Kawashima), pp. 385–401. Academic Press, San Diego, CA, USA.

- Baumont R and Deswysen AG 1991. Mélange et propulsion du contenu du réticulo-rumen. *Reproduction Nutrition Development* 31, 335–359.
- Becker S and Katz L 2005. Seasonal changes in serum leptin concentrations and body weight in captive female white-tailed deer. *Annual Meeting of the Society for the Study of Reproduction*, Québec City, Qc, Canada 38, W174.
- Ben Salem H, Priolo A and Morand-Fehr P 2008. Shrubby vegetation and agro-industrial by-products as alternative feed resources for sheep and goats: effects on digestion, performance and product quality. *Animal Feed Science and Technology* 147, 1–2.
- Beuchat CA 1990. Body size, medullary thickness, and urine concentrating ability in mammals. *American Journal of Physiology* 258, R298–R308.
- Bird AR, Croom WJ, Bailey JV, O'Sullivan BM, Hagler WM, Gordon GL and Martin PR 1993. Tropical pasture hay utilization with slaframine and cottonseed meal: ruminal characteristics and digesta passage in wethers. *Journal of Animal Science* 71, 1634–1640.
- Boyd CS, Collins WB and Urness PJ 1996. Relationship of dietary browse to intake in captive muskoxen. *Journal of Range Management* 49, 2–7.
- Cain JW, Krausman PR, Rosenstock SS and Turner JC 2006. Mechanisms of thermoregulation and water balance in desert ungulates. *Wildlife Society Bulletin* 34, 570–581.
- Cardillo M, Huxtable JS and Bromhan L 2003. Geographic range size, life history and rates of diversification in Australian mammals. *Journal of Evolutionary Biology* 16, 282–288.
- Chalupa W 1977. Manipulating rumen fermentation. *Journal of Animal Science* 45, 585–599.
- Chemineau P, Guillaume D, Migaud M, Thiéry JC, Pellicer-Rubio MT and Malpau B 2008. Seasonality of reproduction in mammals: intimate regulatory mechanisms and practical implications. *Reproduction of Domestic Animals* 43 (suppl. 2), 40–47.
- Chilliard Y and Bocquier F 2000. Direct effects of photoperiod on lipid metabolism, leptin synthesis and milk secretion in adult sheep. In *Ruminant physiology: digestion, metabolism, growth and reproduction* (ed. PB Cronje), pp. 205–223. CABI Publishing, Wallingford, UK.
- Chilliard Y, Delavaud C and Bonnet M 2005. Leptin expression in ruminants: nutritional and physiological regulations in relation with energy metabolism. *Domestic Animal Endocrinology* 29, 3–22.
- Chivers DJ and Langer P 1994. *The digestive system in mammals. Food, form and function*. Cambridge University Press, Cambridge, UK.
- Clauss M 2004. The potential interplay of posture, digestive anatomy, ingesta density and gravity in mammalian herbivores, or why sloths do not rest hanging upside down. *Mammal Review* 34, 241–245.
- Clauss M and Lechner-Doll M 2001. Differences in selective reticulo-ruminal particle retention as a key factor in ruminant diversification. *Oecologia* 129, 321–327.
- Clauss M and Dierenfeld ES 2008. The nutrition of browsers. In *Zoo and wild animal medicine. Current therapy 6* (ed. ME Fowler and RE Miller), pp. 444–454. Saunders Elsevier, St. Louis, MO, USA.
- Clauss M, Suedmeyer WK and Flach EJ 1999. Susceptibility to cold in captive giraffe (*Giraffa camelopardalis*). *Proceedings of the American Association of Zoo Veterinarians*, 183–186.
- Clauss M, Lechner-Doll M, Behrend A, Lason K, Lang D and Streich WJ 2001. Particle retention in the forestomach of a browsing ruminant, the roe deer (*Capreolus capreolus*). *Acta Theriologica* 46, 103–107.
- Clauss M, Lechner-Doll M and Streich WJ 2002. Faecal particle size distribution in captive wild ruminants: an approach to the browser/grazer-dichotomy from the other end. *Oecologia* 131, 343–349.
- Clauss M, Kienzle E and Hatt JM 2003a. Feeding practice in captive wild ruminants: peculiarities in the nutrition of browsers/concentrate selectors and intermediate feeders. A review. In *Zoo animal nutrition* (ed. A Fidgett, M Clauss, U Ganslosser, JM Hatt and J Nijboer), vol. 2, pp. 27–52. Filander Verlag, Fürth, Germany.
- Clauss M, Lechner-Doll M and Streich WJ 2003b. Ruminant diversification as an adaptation to the physico-mechanical characteristics of forage. A reevaluation of an old debate and a new hypothesis. *Oikos* 102, 253–262.
- Clauss M, Frey R, Kiefer B, Lechner-Doll M, Loehlein W, Polster C, Rössner GE and Streich WJ 2003c. The maximum attainable body size of herbivorous mammals: morphophysiological constraints on foregut, and adaptations of hindgut fermenters. *Oecologia* 136, 14–27.
- Clauss M, Lechner-Doll M and Streich WJ 2004. Differences in the range of faecal dry matter content between feeding types of captive wild ruminants. *Acta Theriologica* 49, 259–267.
- Clauss M, Hummel J and Streich WJ 2006a. The dissociation of the fluid and particle phase in the forestomach as a physiological characteristic of large grazing ruminants: an evaluation of available, comparable ruminant passage data. *European Journal of Wildlife Research* 52, 88–98.
- Clauss M, Hofmann RR, Hummel J, Adamczewski J, Nygren K, Pitra C, Streich WJ and Reese S 2006b. The macroscopic anatomy of the omasum of free-ranging moose (*Alces alces*) and muskoxen (*Ovibos moschatus*) and a comparison of the omasal laminal surface area in 34 ruminant species. *Journal of Zoology* 270, 346–358.
- Clauss M, Franz-Odenaal TA, Brasch J, Castell JC and Kaiser TM 2007a. Tooth wear in captive giraffes (*Giraffa camelopardalis*): mesowear analysis classifies free-ranging specimens as browsers but captive ones as grazers. *Journal of Zoo and Wildlife Medicine* 38, 433–445.
- Clauss M, Schwarm A, Ortmann S, Streich WJ and Hummel J 2007b. A case of non-scaling in mammalian physiology? Body size, digestive capacity, food intake, and ingesta passage in mammalian herbivores *Comparative Biochemistry and Physiology. Part A: Molecular and Integrative Physiology* 148, 249–265.
- Clauss M, Streich WJ, Schwarm A, Ortmann S and Hummel J 2007c. The relationship of food intake and ingesta passage predicts feeding ecology in two different megaherbivore groups. *Oikos* 116, 209–216.
- Clauss M, Kaiser T and Hummel J 2008a. The morphophysiological adaptations of browsing and grazing mammals. In *The ecology of browsing and grazing* (ed. IJ Gordon and HHT Prins), pp. 47–88. Springer, Heidelberg, Germany.
- Clauss M, Schwarm A, Ortmann S and Hummel J 2008b. Ruminant free mammalian herbivores from foregut fermentation's metabolic constraints. *Proceedings of the Symposium of the Comparative Nutrition Society* 7, 37–42.
- Clauss M, Hofmann RR, Streich WJ, Fickel J and Hummel J 2008c. Higher masseter mass in grazing than in browsing ruminants. *Oecologia* 157, 377–385.
- Clauss M, Streich WJ, Nunn CL, Ortmann S, Hohmann G, Schwarm A and Hummel J 2008d. The influence of natural diet composition, food intake level, and body size on ingesta passage in primates *Comparative Biochemistry and Physiology. Part A: Molecular and Integrative Physiology* 150, 274–281.
- Clauss M, Grum C and Hatt JM 2009a. Polyunsaturated fatty acid content in adipose tissue in foregut and hindgut fermenting mammalian herbivores: a literature survey. *Mammalian Biology* 74, 153–158.
- Clauss M, Nunn C, Fritz J and Hummel J 2009b. Evidence for a tradeoff between retention time and chewing efficiency in large mammalian herbivores *Comparative Biochemistry and Physiology. Part A: Molecular and Integrative Physiology* 154, 376–382.
- Clauss M, Hofmann RR, Fickel J, Streich WJ and Hummel J 2009c. The intraruminal papillation gradient in wild ruminants of different feeding types: implications for rumen physiology. *Journal of Morphology* 270, 929–942.
- Clauss M, Fritz J, Bayer D, Hummel J, Streich WJ, Südekum K-H and Hatt JM 2009d. Physical characteristics of rumen contents in two small ruminants of different feeding type, the mouflon (*Ovis ammon musimon*) and the roe deer (*Capreolus capreolus*). *Zoology* 112, 195–205.
- Clauss M, Fritz J, Bayer D, Nygren K, Hammer S, Hatt JM, Südekum K-H and Hummel J 2009e. Physical characteristics of rumen contents in four large ruminants of different feeding type, the addax (*Addax nasomaculatus*), bison (*Bison bison*), red deer (*Cervus elaphus*) and moose (*Alces alces*). *Comparative Biochemistry and Physiology A* 152, 398–406.
- Clauss M, Hofmann RR, Streich WJ, Fickel J and Hummel J 2010. Convergence in the macroscopic anatomy of the reticulum in wild ruminant species of different feeding types and a new resulting hypothesis on reticular function. *Journal of Zoology*. In press, DOI:10.1111/j.1469-7998.2009.00675.x.
- Codron D, Lee-Thorp JA, Sponheimer M, Codron J, de Ruiter D and Brink JS 2007. Significance of diet type and diet quality for ecological diversity of African ungulates. *Journal of Animal Ecology* 76, 526–537.
- Codron D, Brink JS, Rossouw L and Clauss M 2008a. The evolution of ecological specialization in southern African ungulates: competition or physical environmental turnover? *Oikos* 117, 344–353.
- Codron D, Brink JS, Rossouw L, Clauss M, Codron J, Lee-Thorp JA and Sponheimer M 2008b. Functional differentiation of African grazing ruminants: an example of specialized adaptations to very small changes in diet. *Biological Journal of the Linnean Society* 94, 755–764.
- Cork SJ, Hume ID and Faichney GJ 1999. Digestive strategies of nonruminant herbivores: the role of the hindgut. In *Nutritional ecology of herbivores. Proceedings of the 5th International Symposium on the Nutrition of Herbivores* (ed. HJG Jung and GC Fahey), pp. 210–260. American Society of Animal Science, Savoy, IL, USA.

- Croom WJ, Bird AR, Blacks BL and McBride BW 1993. Manipulation of gastrointestinal nutrient delivery in livestock. *Journal of Dairy Science* 76, 2112–2124.
- Dellow DW, Hume ID, Clarke RTJ and Bauchop T 1988. Microbial activity in the forestomach of free-living macropodid marsupials: comparisons with laboratory studies. *Australian Journal of Zoology* 36, 383–395.
- DeMiguel D, Fortelius M, Azanza B and Morales J 2008. Ancestral feeding state of ruminants reconsidered: earliest grazing adaptation claims a mixed condition for cervidae. *BMC Evolutionary Biology* 8, 13.
- Demment MW and Longhurst WH 1987. Browsers and grazers: constraints on feeding ecology imposed by gut morphology and body size. In *Proceedings of the IVth International Conference on Goats* (ed. OP Santana, AG da Silva and WC Foote), pp. 989–1004. Departamento de Disuao de Tecnologia, Brazilia, Brasil.
- Dunson WA 1974. Some aspects of salt and water balance of feral goats from arid islands. *American Journal of Physiology* 226, 662–669.
- Elsden SR, Hitchcock MWS, Marshall RA and Phillipson AT 1946. Volatile acids in the digesta of ruminants and other animals. *Journal of Experimental Biology* 22, 191–202.
- Faichney GJ 2006. Digesta flow. In *Quantitative aspects of ruminant digestion and metabolism* (ed. J Dijkstra, JM Forbes and J France), pp. 49–86. CAB International, Wallingford, UK.
- Fritz J, Hummel J, Kienzle E, Arnold C, Nunn C and Clauss M 2009. Comparative chewing efficiency in mammalian herbivores. *Oikos* 118, 1623–1632.
- Froetschel MA, Amos HE, Evans JJ, Croom WJ and Hagler WM 1989. Effects of a salivary stimulant, slaframine, on ruminal fermentation, bacterial protein synthesis and digestion in frequently fed steers. *Journal of Animal Science* 67, 827–834.
- Fuller A, Maloney SK, Mitchell G and Mitchell D 2004. The eland and the oryx revisited: body and brain temperatures of free-living animals. *International Congress Series* 1275, 275–282.
- Garrod AH 1877. Notes on the visceral anatomy and osteology of the ruminants, with a suggestion regarding a method of expressing the relations of species by means of formulae. *Proceedings of the Zoological Society of London*, 2–18.
- Gaspar-López E, Casabiell J, Estevez JA, Landete-Castillejos T, De La Cruz LF, Gallego L and García AJ 2009. Seasonal changes in plasma leptin concentration related to antler cycle in Iberian red deer stags. *Journal of Comparative Physiology B* 179, 617–622.
- Goodchild AV and McMeniman NP 1994. Intake and digestibility of low-quality roughages when supplemented with leguminous browse. *Journal of Agricultural Science* 122, 151–160.
- Gordon IJ and Illius AW 1994. The functional significance of the browser-grazer dichotomy in African ruminants. *Oecologia* 98, 167–175.
- Guernsey MP, Jones WT and Reid CSW 1980. A method for investigating salivation in cattle using pilocarpine as a sialagogue. *New Zealand Journal of Agricultural Research* 23, 33–41.
- Harrison DG and McAllan AB 1980. Factors affecting microbial growth yields in the reticulo-rumen. In *Digestive physiology and metabolism in ruminants. Proceedings of the 5th International Symposium on Ruminant Physiology at Clermont-Ferrand, France* (ed. Y Ruckebush and P Thivend), pp. 205–226. MTP Press, Lancaster, UK.
- Hatt JM and Clauss M 2006. Browse silage in zoo animal nutrition – feeding enrichment of browsers during winter. In *Zoo animal nutrition Vol. III* (ed. A Fidgett, M Clauss, K Eulenberger, JM Hatt, ID Hume, GP Janssens and J Nijboer), pp. 201–204. Filander Verlag, Fürth, Germany.
- Heydon MJ, Sibbald AM, Milne JA, Brinklow BR and Loudon ASI 1993. The interaction of food availability and endogenous physiological cycles on the grazing ecology of red deer hinds (*Cervus elaphus*). *Functional Ecology* 7, 216–222.
- Hofmann RR 1973. The ruminant stomach. East African Literature Bureau, Nairobi, Kampala.
- Hofmann RR 1985. Digestive physiology of deer – their morphophysiological specialisation and adaptation. *Royal Society of New Zealand Bulletin* 22, 393–407.
- Hofmann RR 1988. Morphophysiological evolutionary adaptations of the ruminant digestive system. In *Aspects of digestive physiology in ruminants* (ed. A Dobson and MJ Dobson), pp. 1–20. Cornell University Press, Ithaca, NY, USA.
- Hofmann RR 1989. Evolutionary steps of ecophysiological adaptation and diversification of ruminants: a comparative view of their digestive system. *Oecologia* 78, 443–457.
- Hofmann RR, Streich WJ, Fickel J, Hummel J and Clauss M 2008. Convergent evolution in feeding types: salivary gland mass differences in wild ruminant species. *Journal of Morphology* 269, 240–257.
- Holecchek JL, Vavra M, Skovlin J and Krueger WC 1982. Cattle diets in the Blue Mountains of Oregon. II. Forests. *Journal of Range Management* 35, 239–242.
- Höllerl S, Stimm B, Hummel J and Clauss M 2006. Browse provision for captive herbivores: design and management of a browse plantation. In *Zoo animal nutrition Vol. III* (ed. A Fidgett, M Clauss, K Eulenberger, JM Hatt, ID Hume, GP Janssens and J Nijboer), pp. 211–212. Filander Verlag, Fürth, Germany.
- Hörnigke H and Björnag G 1980. Coprophagy and related strategies for digesta utilization. In *Digestive physiology and metabolism in ruminants* (ed. Y Ruckebusch and P Thivend), pp. 707–730. MTP Press, Lancaster, UK.
- Horst RL and Langworthy M 1971. Observations on the kidney of the desert bighorn sheep. *Anatomical Record* 2, 343
- Hudson RJ and White RG 1985. Bioenergetics of wild herbivores. CRC Press, Boca Raton, FL, USA.
- Hume ID 1985. Evolution of herbivores – the ruminant in perspective. In *Ruminant physiology: concepts and consequences. A tribute to R. J. Moir. Proceedings of a Symposium held at the University of Western Australia 7–10 May 1984* (ed. SK Baker, JM Gawthorne, JB Mackintosh and DB Purser), pp. 15–25. University of Western Australia Press, Perth, Australia.
- Hume ID 1999. Marsupial nutrition. Cambridge University Press, Cambridge, UK.
- Hume ID 2005. Concepts of digestive efficiency. In *Physiological and ecological adaptations to feeding in vertebrates* (ed. JM Starck and T Wang), pp. 43–58. Science Publishers, Enfield, NH, USA.
- Hume ID and Warner ACI 1980. Evolution of microbial digestion in mammals. In *Digestive physiology and metabolism in ruminants* (ed. Y Ruckebusch and P Thivend), pp. 665–684. MTP Press, Lancaster, UK.
- Hume ID and Sakaguchi E 1991. Patterns of digesta flow and digestion in foregut and hindgut fermenters. In *Physiological aspects of digestion and metabolism in ruminants* (ed. T Tsuda, Y Saaski and R Kawashima), pp. 427–451. Academic Press, San Diego, CA, USA.
- Hummel J and Clauss M 2006. Feeding. In *EAZA husbandry and management guidelines for *Giraffa camelopardalis**, pp. 29–61. Burger's Zoo, Arnhem, NL.
- Hummel J, Clauss M, Zimmermann W, Johanson K, Norgaard C and Pfeffer E 2005. Fluid and particle retention in captive okapi (*Okapia johnstoni*) *Comparative Biochemistry and Physiology. Part A, Molecular and Integrative Physiology* 140, 436–444.
- Hummel J, Südekum K-H, Streich WJ and Clauss M 2006a. Forage fermentation patterns and their implications for herbivore ingesta retention times. *Functional Ecology* 20, 989–1002.
- Hummel J, Clauss M, Baxter E, Flach EJ and Johansen K 2006b. The influence of roughage intake on the occurrence of oral disturbances in captive giraffids. In *Zoo animal nutrition Vol. III* (ed. A Fidgett, M Clauss, K Eulenberger, J Hatt, M, I Hume, G Janssens and J Nijboer), pp. 235–252. Filander Verlag, Fürth, Germany.
- Hummel J, Pfeffer E, Norgaard C, Johanson K, Clauss M and Nogge G 2006c. Energetic nutrition of the okapi in captivity: intake and digestion trials. *Zoo Biology* 25, 303–316.
- Hummel J, Steuer P, Südekum K-H, Hammer S, Hammer C, Streich WJ and Clauss M 2008a. Fluid and particle retention in the digestive tract of the addax antelope (*Addax nasomaculatus*) – adaptations of a grazing desert ruminant. *Comparative Biochemistry and Physiology. Part A, Molecular and Integrative Physiology* 149, 142–149.
- Hummel J, Fritz J, Kienzle E, Medici EP, Lang S, Zimmermann W, Streich WJ and Clauss M 2008b. Differences in fecal particle size between free-ranging and captive individuals of two browser species. *Zoo Biology* 27, 70–77.
- Hummel J, Südekum K-H, Bayer D, Ortmann S, Hatt JM, Streich WJ and Clauss M 2009. Physical characteristics of reticulorumen contents of cattle in relation to forage type and time after feeding. *Journal of Animal Physiology and Animal Nutrition* 93, 209–220.
- Janis C 1976. The evolutionary strategy of the Equidae and the origins of rumen and cecal digestion. *Evolution* 30, 757–774.
- Jessen C 2001. Temperature regulation in humans and other mammals. Springer, Berlin, Germany.
- Kaiser TM, Brasch J, Castell JC, Schulz E and Clauss M 2008. Tooth wear in captive wild ruminant species differs from that of free-ranging conspecifics. *Mammalian Biology* 74, 425–437.

- Kaiser TM, Fickel J, Streich WJ, Hummel J and Clauss M 2010. Enamel ridge alignment in upper molars of ruminants in relation to their natural diet. *Journal of Zoology* In press DOI:10.1111/j.1469-7998.2009.00674.
- Karasov WH and Martínez del Río C 2007. *Physiological ecology: how animals process energy, nutrients, and toxins*. Princeton University Press, Princeton, New Jersey, USA.
- Kay RNB 1989. Adaptation of the ruminant digestive tract to diet. *Acta Veterinaria Scandinavica* 86 (suppl.), 196–203.
- Kay RNB, von Engelhardt W and White RG 1980. The digestive physiology of wild ruminants. In *Digestive physiology and metabolism in ruminants* (ed. Y Ruckebush and P Thivend), pp. 743–761. MTP Press, Lancaster, UK.
- Kempton TJ, Murray RM and Leng RA 1976. Methane production and digestibility measurements in the grey kangaroo and sheep. *Australian Journal of Biological Sciences* 29, 209–214.
- Kii WY and Dryden GM 2005. Effect of drinking saline water on food and water intake, food digestibility, and nitrogen and mineral balances of rusa deer stags (*Cervus timorensis russa*). *Animal Science* 81, 99–105.
- Kirkwood JK, Gaskin CD and Markham J 1987. Perinatal mortality and season of birth in captive wild ungulates. *Veterinary Record* 120, 386–390.
- Knaus W 2009. Dairy cows trapped between performance demands and adaptability. *Journal of the Science of Food and Agriculture* 89, 1107–1114.
- Langer P 1991. Evolution of the digestive tract in mammals. *Verhandlungen der Deutschen Zoologischen Gesellschaft* 84, 169–193.
- Langer P 1994. Food and digestion of Cenozoic mammals in Europe. In *The digestive system of mammals: food, form and function* (ed. DJ Chivers and P Langer), pp. 9–24. Cambridge University Press, Cambridge, UK.
- Langer P and Snipes RL 1991. Adaptations of gut structure to function in herbivores. In *Physiological aspects of digestion and metabolism in ruminants* (ed. T Tsuda, Y Sasaki and R Kawashima), pp. 349–384. Academic Press, San Diego, CA, USA.
- Lechner I, Barboza P, Collins W, Günther D, Hattendorf B, Hummel J and Clauss M 2009. No 'bypass' in adult ruminants: passage of fluid ingested vs. fluid inserted into the rumen in fistulated muskoxen (*Ovibos moschatus*), reindeer (*Rangifer tarandus*) and moose (*Alces alces*). *Comparative Biochemistry and Physiology. Part A, Molecular and integrative physiology* 154, 151–156.
- Lechner I, Barboza P, Collins W, Fritz J, Günther D, Hattendorf B, Hummel J, Südekum K-H and Clauss M 2010. Differential passage of fluids and different-sized particles in fistulated oxen (*Bos primigenius f. taurus*), muskoxen (*Ovibos moschatus*), reindeer (*Rangifer tarandus*) and moose (*Alces alces*): rumen particle size discrimination is independent from contents stratification. *Comparative Biochemistry and Physiology. Part A, Molecular and integrative physiology* 155, 211–222.
- Lechner-Doll M and von Engelhardt W 1989. Particle size and passage from the forestomach in camels compared to cattle and sheep fed a similar diet. *Journal of Animal Physiology and Animal Nutrition* 61, 120–128.
- Lechner-Doll M, Kaske M and von Engelhardt W 1991. Factors affecting the mean retention time of particles in the forestomach of ruminants and camelids. In *Physiological aspects of digestion and metabolism in ruminants* (ed. T Tsuda, Y Sasaki and R Kawashima), pp. 455–482. Academic Press, San Diego, CA, USA.
- Lechner-Doll M, Deutsch A and Lang D 2000. Nutritional management of ungulates in captivity – should we learn from natural seasonality of the vegetation?. In *Zoo animal nutrition* (ed. J Nijboer, J Hatt, W Kaumanns, A Beijnen and U Ganslosser), pp. 205–212. Filander, Fürth, Germany.
- Loudon ASI 1991. Nutritional physiology of some Asian ruminants. In *Physiological aspects of digestion and metabolism in ruminants* (ed. T Tsuda, Y Sasaki and R Kawashima), pp. 403–425. Academic Press, San Diego, CA, USA.
- Majak W, Hall JW, Rode LM and Kalin CM 1986. Rumen clearance rates in relation to the occurrence of alfalfa bloat in cattle. 1. Passage of water-soluble markers. *Journal of Dairy Science* 69, 1560–1567.
- Maloij GMO, Macfarlane WV and Shkolnik A 1979. Mammalian herbivores. In *Comparative physiology of osmoregulation in animals* (ed. GMO Maloij), pp. 185–209. Academic Press, New York, NY, USA.
- Maloij GMO, Rugangazi BM and Rowe MF 2009. Energy expenditure during level locomotion in large desert ungulates: the one-humped camel and the domestic donkey. *Journal of Zoology* 277, 248–255.
- Mauget C, Mauget R and Sempéré A 1997. Metabolic rate in female European roe deer (*Capreolus capreolus*): incidence of reproduction. *Canadian Journal of Zoology* 75, 731–739.
- McNab BK 2006. The energetics of reproduction in endotherms and its implication for their conservation. *Integrative and Comparative Biology* 46, 1159–1168.
- McNab BK 2008. An analysis of the factors that influence the level and scaling of mammalian BMR. *Comparative Biochemistry and Physiology. Part A, Molecular and integrative physiology* 151, 5–28.
- Mendel VE and Boda JM 1961. Physiological studies of the rumen with emphasis on the animal factors associated with bloat. *Journal of Dairy Science* 44, 1881–1898.
- Meot F, Cirio A and Biovin R 1997. Parotid secretion daily patterns and measurement with ultrasonic flow probes in conscious sheep. *Experimental Physiology* 82, 905–923.
- Milewski A and Diamond R 2000. Why are very large herbivores absent from Australia? A new theory of micronutrients. *Journal of Biogeography* 27, 957–978.
- Moir RJ 1965. The comparative physiology of ruminant-like animals. In *Physiology of digestion in the ruminant* (ed. RW Dougherty, BS Allen, W Burroughs, NL Jackson, AD McGilliard), pp. 1–14. Butterworths, Washington DC, USA.
- Moir RJ 1968. Ruminant digestion and evolution. In *Handbook of physiology, Section 6 alimentary canal, Vol. V* (ed. CV Code), pp. 2673–2694. American Physiological Society, Washington DC, USA.
- Moir RJ, Somers M, Sharman G and Waring H 1954. Ruminant-like digestion in a marsupial. *Nature* 173, 269–270.
- Morris CA, Cullen NG and Geertsema HG 1997. Genetic studies of bloat susceptibility in cattle. *Proceedings of the New Zealand Society of Animal Production* 57, 19–21.
- Mortola JP and Lanthier C 2005. Breathing frequency in ruminants: a comparative analysis with non-ruminant mammals. *Respiratory Physiology & Neurobiology* 145, 265–277.
- Müller DWH, Bingaman LL, Streich WJ, Hatt JM and Clauss M 2010. Relevance of management and feeding regimes on life expectancy in captive deer. *American Journal of Veterinary Research* 71, 275–280.
- Nehring K 1965. Laub- und Reisigfütterstoffe. In *Handbuch der Futtermittel Bd. 2* (ed. M Becker and K Nehring), pp. 1–27. Paul Parey, Hamburg, Germany.
- Nehring K and Schütte J 1950. Über die Zusammensetzung und den Futterwert von Laub und Reisig. I. Über die Änderungen in der Zusammensetzung von Laub und Zweigen verschiedener Baumarten in Abhängigkeit von der Vegetationszeit. *Archiv für Tierernährung* 1, 151–176.
- Nehring K and Schütte J 1951a. Über die Zusammensetzung und den Futterwert von Laub und Reisig. II. Über die Verdaulichkeit von Laub und Sommerreisig. *Archiv für Tierernährung* 1, 264–289.
- Nehring K and Schütte J 1951b. Über die Zusammensetzung und den Futterwert von Laub und Reisig. III. Über den Futterwert von Fallaub und Winterreisig. *Archiv für Tierernährung* 1, 342–360.
- Neuville H and Derscheid JM 1929. Recherches anatomiques sur l'okapi (*Okapia johnstoni*). IV. L'estomac. *Revue de Zoologie et de Botanique Africaine* 16, 373–419.
- Okine EK, Mathison GW and Hardin RT 1989. Relations between passage rates of rumen fluid and particulate matter and foam production in rumen contents of cattle fed on different diets ad lib. *British Journal of Nutrition* 61, 387–395.
- Ostrowski S and Williams JB 2006. Heterothermy of free-living Arabian sand gazelles (*Gazella subgutturosa marica*) in a desert environment. *Journal of Experimental Biology* 209, 1421–1429.
- Ostrowski S, Williams JB and Ismael K 2003. Heterothermy and the water economy of free-living Arabian oryx (*Oryx leucoryx*). *Journal of Experimental Biology* 206, 1471–1478.
- Ostrowski S, Williams JB, Mésochina P and Sauerwein H 2006. Physiological acclimation of a desert antelope, Arabian oryx (*Oryx leucoryx*), to long-term food and water restriction. *Journal of Comparative Physiology B* 176, 191–201.
- Owen-Smith N 1988. Megaherbivores – the influence of very large body size on ecology. Cambridge University Press, Cambridge, UK.
- Pagan JD and Hintz HF 1986. Equine energetics. I. Relationship between body weight and energy requirements in horses. *Journal of Animal Science* 63, 815–821.
- Pérez-Barbería FJ, Gordon IJ and Illius A 2001a. Phylogenetic analysis of stomach adaptation in digestive strategies in African ruminants. *Oecologia* 129, 498–508.

- Pérez-Barberia FJ, Gordon IJ and Nores C 2001b. Evolutionary transitions among feeding styles and habitats in ungulates. *Evolutionary Ecology Research* 3, 221–230.
- Pérez-Barberia FJ, Elston DA, Gordon IJ and Illius AW 2004. The evolution of phylogenetic differences in the efficiency of digestion in ruminants. *Proceedings of the Royal Society of London B* 271, 1081–1090.
- Picard K, Thomas DW, Festa-Bianchet M, Belleville F and Laneville A 1999. Differences in the thermal conductance of tropical and temperate bovid horns. *Ecoscience* 6, 148–158.
- Piening SY, Hammer C, Clauss M and Hammer S 2009. Birth seasonality in captive bovids at Al Wabra Wildlife Preservation, Qatar. In *Proceedings of the International Conference on Diseases of Zoo and Wild Animals* (ed G Wibbelt, P Kretzschmar, H Hofer), vol. 1, pp. 297–303. Leibniz Institute for Zoo and Wildlife Research (IZW), Berlin, Germany.
- Prigge E, Stuthers B and Jacquemet N 1990. Influence of forage diets on ruminal particle size, passage of digesta, feed intake and digestibility by steers. *Journal of Animal Science* 68, 4352–4360.
- Rhind SM, Archer ZA and Adam CL 2002. Seasonality of food intake in ruminants: recent developments in understanding. *Nutrition Research Reviews* 15, 43–65.
- Robbins CT 1993. *Wildlife feeding and nutrition*. Academic Press, San Diego, CA, USA.
- Robbins CT, Spalinger DE and Van Hoven W 1995. Adaptations of ruminants to browse and grass diets: are anatomical-based browser-grazer interpretations valid? *Oecologia* 103, 208–213.
- Rutter SM 2006. Diet preference for grass and legumes in free-ranging domestic sheep and cattle: current theory and future application. *Applied Animal Behaviour Science* 97, 17–35.
- Santiago-Moreno J, Gómez-Brunet A, Toledano-Díaz A, Picazo R, Gonzalez-Bulnes A and López-Sebastián A 2006. Seasonal endocrine changes and breeding activity in Mediterranean wild ruminants. *Reproduction of Domestic Animals* 41 (suppl. 2), 72–81.
- Savage VM, Gillooly JF, Woodruff WH, West GB, Allen AP, Enquist BJ and Brown JH 2004. The predominance of quarter-power scaling in biology. *Functional Ecology* 18, 257–282.
- Schwarm A, Ortmann S, Wolf C, Streich WJ and Clauss M 2008. Excretion patterns of fluids and particle passage markers of different size in banteng (*Bos javanicus*) and pygmy hippopotamus (*Hexaprotodon liberiensis*): two functionally different foregut fermenters. *Comparative Biochemistry and Physiology. Part A, Molecular and integrative physiology* 150, 32–39.
- Schwarm A, Ortmann S, Wolf C, Streich WJ and Clauss M 2009a. More efficient mastication allows increasing intake without compromising digestibility or necessitating a larger gut: comparative feeding trials in banteng (*Bos javanicus*) and pygmy hippopotamus (*Hexaprotodon liberiensis*). *Comparative Biochemistry and Physiology. Part A, Molecular and integrative physiology* 152, 504–512.
- Schwarm A, Ortmann S, Wolf C, Streich WJ and Clauss M 2009b. Passage marker excretion in red kangaroo (*Macropus rufus*), collared peccary (*Pecari tajacu*) and colobine monkeys (*Colobus angolensis*, *C. polykomos*, *Trachypithecus johnii*). *Journal of Experimental Zoology* 311, 647–661.
- Schwarm A, Schweigert M, Ortmann S, Hummel J, Janssens G, Streich WJ and Clauss M 2009c. No easy solution for the fractionation of faecal nitrogen in captive wild herbivores: results of a pilot study. *Journal of Animal Physiology and Animal Nutrition* 93, 596–605.
- Schwitzer C, Polowinsky SY and Solman C 2009. Fruits as foods – common misconceptions about frugivory. In *Zoo animal nutrition IV* (ed. M Clauss, AL Fidgett, JM Hatt, T Huisman, J Hummel, G Janssen, J Nijboer and A Plowman), pp. 131–168. Filander Verlag, Fürth, Germany.
- Shkolnik A, Maltz E and Chosniak I 1980. The role of the ruminant's digestive tract as a reservoir. In *Digestive physiology and metabolism in ruminants* (ed. Y Ruckebusch and P Thivend), pp. 731–742. MT Press, Lancaster, UK.
- Silanikove N 1994. The struggle to maintain hydration and osmoregulation in animals experiencing severe dehydration and rapid rehydration: the story of ruminants. *Experimental Physiology* 79, 281–300.
- Soppela P, Saarela S, Heiskari U and Nieminen M 2008. The effects of wintertime undernutrition on plasma leptin and insulin levels in an arctic ruminant, the reindeer. *Comparative Biochemistry and Physiology B* 149, 613–621.
- Stevens CE and Hume ID 1998. Contributions of microbes in vertebrate gastrointestinal tract to production and conservation of nutrients. *Physiological Reviews* 78, 393–427.
- Stevens CE, Argenzio RA and Clemens ET 1980. Microbial digestion: rumen versus large intestine. In *Digestive physiology and metabolism in ruminants* (ed. Y Ruckebusch and P Thivend), MTP Press, Lancaster, UK.
- Sutherland TM 1988. Particle separation in the forestomach of sheep. In *Aspects of digestive physiology in ruminants* (ed. A Dobson and MJ Dobson), pp. 43–73. Cornell University Press, Ithaca, NY, USA.
- Suzuki M, Yokoyama M, Onuma M, Takahashi H, Yamanaka M, Okada H, Ichimura Y and Ohtaishi N 2004. Significant relationships between the serum leptin concentration and the conventional fat reserve indices in a wildlife species, Hokkaido sika deer (*Cervus nippon yesoensis*). *Wildlife Research* 31, 97–100.
- Taylor CR 1969. The eland and the oryx. *Scientific American* 220, 88–97.
- Tomkins NW, McMeniman NP and Daniel RCW 1991. Voluntary feed intake and digestibility by red deer (*Cervus elaphus*) and sheep (*Ovis ovis*) of pangola grass (*Digitaria decumbens*) with or without a supplement of leucaena (*Leucaena leucocephala*). *Small Ruminant Research* 5, 337–345.
- Tschuur A and Clauss M 2008. Investigations on the stratification of forestomach contents in ruminants: an ultrasonographic approach. *European Journal of Wildlife Research* 54, 627–633.
- Valtorta SE, Gallardo MR, Sbodia OA, Revelli GR, Arakaki C, Leva PE, Gaggiotti M and Tercero EJ 2008. Water salinity effects on performance and rumen parameters of lactating grazing Holstein cows. *International Journal of Biometereology* 52, 239–247.
- Van Saun RJ 2006. Nutrient requirements of South American camelids: a factorial approach. *Small Ruminant Research* 61, 165–186.
- Van Soest PJ 1994. *Nutritional ecology of the ruminant*, 2nd edition. Cornell University Press, Ithaca, NY, USA.
- Van Soest PJ, Dierenfeld ES and Conklin NL 1995. Digestive strategies and limitations of ruminants. In *Ruminant physiology: digestion, metabolism, growth and reproduction* (ed. W von Engelhardt, S Leonhard-Marek, G Breves and D Giesecke), pp. 581–600. Ferdinand Enke, Stuttgart, Germany.
- Van Wieren SE 1996. Browsers and grazers: foraging strategies in ruminants. In *Digestive strategies in ruminants and nonruminants* (ed. SE Van Wieren), pp. 119–146. Thesis Landbouw, University of Wageningen, NL.
- Vermorel M, Martin-Rosset W and Vernet J 1997. Energy utilization of twelve forages or mixed diets for maintenance by sport horses. *Livestock Production Science* 47, 157–167.
- von Engelhardt W, Wolter S, Lawrenz H and Hemsley JA 1978. Production of methane in two non-ruminant herbivores. *Comparative Biochemistry and Physiology* 60, 309–311.
- Webster JR, Corson ID, Littlejohn RP, Martin SK and Suttie JM 2001. The roles of photoperiod and nutrition in the seasonal increases in growth and insulin-like growth factor-1 secretion in male red deer. *Animal Science* 73, 305–311.
- White CR and Seymour RS 2005. Allometric scaling of mammalian metabolism. *Journal of Experimental Biology* 208, 1611–1619.
- Wiedmeier RD, Arambel MJ and Walters JL 1987. Effect of orally administered pilocarpine on ruminal characteristics and nutrient digestibility in cattle. *Journal of Dairy Science* 70, 284–289.
- Wolfe BA, Sladky KK and Loomis MR 2000. Obstructive urolithiasis in a reticulated giraffe (*Giraffa camelopardalis*). *Veterinary Record* 146, 260–261.
- Woodall PF and Skinner JD 1993. Dimensions of the intestine, diet and faecal water loss in some African antelope. *Journal of Zoology* 229, 457–471.
- Zenker W, Clauss M, Huber J and Altenbrunner-Martinek B 2009. Rumen pH and hoof health in two groups of captive wild ruminants. In *Zoo animal nutrition IV* (ed. M Clauss, A Fidgett, JM Hatt, TR Huisman, J Hummel, G Janssens, J Nijboer and AB Plowman), pp. 247–254. Filander Verlag, Fürth, Germany.