

Turbulent jets with off-source heating

A. J. ASPDEN^{1,2,3†}, N. NIKIFORAKIS³,
J. B. BELL² AND STUART B. DALZIEL³

¹Mathematical Sciences, University of Southampton, Southampton, Hampshire, SO17 1BJ, UK

²Center for Computational Sciences and Engineering Lawrence Berkeley National Laboratory,
1 Cyclotron Road, MS50A-1148, Berkeley, CA, 94720, USA

³Department of Applied Mathematics and Theoretical Physics, University of Cambridge,
Wilberforce Road, Cambridge, CB3 0AW, UK

(Received ?? and in revised form ??)

Motivated by anomalous entrainment behaviour in cumulus clouds, Bhat *et al.* (1989) pioneered a laboratory experiment to study turbulent jets subjected to a volumetric heating away from the momentum source. The study concluded that the use of a constant entrainment coefficient was insufficient for the flow, and that the results did not confirm the analysis of Hunt (1994), which suggested that an increase in relative turbulent transport of streamwise momentum could lead to a decrease in entrainment. The present paper re-evaluates theoretical aspects of both studies, and includes a decomposition of the factors contributing to entrainment. The reworked analysis is then used to examine three-dimensional numerical simulations of turbulent jets with off-source heating. The data are consistent with previous work, but give deeper insight not easily obtainable through experiment. Specifically, direct measurement of flux integrals shows that previous inference from experimental measurements of centreline velocity and profile widths under the assumption of self-similarity can lead to underestimation of the mass flux by over 50% in some cases. Radial profiles of temperature, radial velocity and turbulent correlations show significant departure from self-similarity. The flux measurements show that there is actually an increase in the entrainment coefficient with heating, and that it is locally enhanced by positive forcing and decreased by an increase in turbulent transport of streamwise momentum, thereby confirming the essence of the original proposal of Hunt.

1. Introduction

The landmark paper of Morton, Taylor & Turner (1956) has formed the basis of many works on turbulent jets and plumes (in the present paper, jets are considered to result from a maintained source of mass and momentum, whereas plumes are considered to result from a maintained source of mass, momentum and buoyancy). The underlying assumption is that the rate of entrainment of ambient fluid due to turbulence in the jet or plume is proportional to a characteristic velocity within the jet or plume. The assumption that the entrainment coefficient is a constant has proved successful in a range of applications, see Turner (1986) for example, but even minor modifications to the source and/or ambient fluid can bring about drastic changes in behaviour that are difficult to model. One example where changes in conditions lead to anomalous results

† Present address: School of Mechanical and Systems Engineering, Stephenson Building, Newcastle University, NE1 7RU, UK; andrew.aspden@ncl.ac.uk

is cumulus clouds, where observations have raised questions about the effects of heat release on entrainment behaviour. Clouds form due to the condensation of water vapour carried by atmospheric plumes. This condensation is associated with a latent heat release that enhances the buoyancy of the plume. Based on the entrainment hypothesis, the acceleration of fluid due to the buoyancy suggests an increase in entrainment would follow (notwithstanding changes in radius, e.g. Hunt & Kaye (2005)). However, field observations suggest a decrease in entrainment occurs, and Paluch (1979) reports that it is reduced almost to zero. Squires & Turner (1962) and Warner (1970) have shown that plume models based on a constant entrainment assumption cannot predict both the height of rise and dilution of these clouds. By considering the effects of turbulent momentum flux, Hunt (1994) proposed that an increase in the relative turbulent transport of streamwise momentum could lead to a decrease in entrainment.

Motivated by this anomalous entrainment problem, Bhat *et al.* (1989) pioneered an analogous laboratory experiment using electrodes to selectively heat an acidic jet to reproduce the off-source heating. In the results paper that followed, Bhat & Narasimha (1996) observed a dramatic change in structure of the jet, along with a drastic reduction in the spread rate and mass flux of the jet. It was concluded that the assumption of a constant entrainment coefficient was invalid for this flow, and consideration of the relative widths of the velocity and scalar profiles was also required. Furthermore, a decrease in the relative turbulent transport of streamwise momentum was observed, and so it was concluded that Hunt's proposal was not verified by these results. More recent experiments and numerical simulations by Agrawal & Prasad (2004) have provided a more detailed picture of the velocity and temperature fields, but did not address outstanding issues completely.

The first aim of the present paper is to readdress the theoretical aspects of Hunt (1994) that were incorporated into Bhat & Narasimha (1996) and Agrawal & Prasad (2004); a more detailed discussion of the theoretical background and experimental results is presented in section 2. The second is to use implicit large eddy simulations of a heated jet to investigate the reworked theory; an outline of the numerical code and the simulation configuration is given in section 3 followed by results in section 4. The paper concludes with a phenomenological summary and consolidates the numerical results with previous work in section 5.

2. Background

2.1. Idealised entrainment

Throughout the present paper, the discussion will be restricted to statistically-stationary vertically-oriented axisymmetric jets in an unstratified incompressible fluid under the Boussinesq approximation. Following Morton *et al.* (1956), the ambient fluid is assumed to be entrained at a rate proportional to some characteristic velocity within the jet, and contributions from fluctuations about the mean are neglected. Neglecting volumetric heating and assuming a 'top-hat' profile, conservation equations for mass, momentum and buoyancy can be written as

$$\frac{d}{dz} (b^2 u) = 2\alpha_\varepsilon b u, \quad \frac{d}{dz} (b^2 u^2) = b^2 g', \quad \frac{d}{dz} (b^2 u g') = 0, \quad (2.1)$$

where $b(z)$ is the jet radius, $u(z)$ is the characteristic velocity scale, α_ε is the entrainment coefficient (assumed at this stage to be a constant), $g'(z) = g(\rho_\infty - \rho)/\rho_\infty$ is the modified gravity for jet and ambient densities ρ and ρ_∞ , respectively, and g is acceleration due to gravity.

2.2. Hunt's proposal

Hunt (1994) presented the following analysis in a discussion of atmospheric jets and plumes. The idea is that by accounting for the streamwise momentum flux due to turbulence, an increase in the relative turbulent transport of streamwise momentum could lead to a decrease in mass flux. Specifically, the square of the velocity in the mean specific momentum flux is modified to account for turbulent momentum flux by $\overline{u^2} = \bar{u}^2 + \overline{u'^2}$, where the bar denotes an average that will be formalised below. The momentum equation (2.1) can be rewritten as

$$\frac{d\bar{M}}{dz} = B - \frac{dM'}{dz}, \quad (2.2)$$

where $\bar{M} = b^2\bar{u}^2$ and $M' = b^2\overline{u'^2}$ are the mean and turbulent momentum fluxes, respectively, and $B = b^2\bar{g}$ is the buoyancy force (note that the original notation in Hunt (1994) used F , but B is used here for convention).

Integrating (2.2) between two planes, z_1 and z_2 , gives

$$\bar{M}_2 = \lambda\bar{M}_1, \quad \text{where} \quad \lambda = 1 + \left(\frac{1}{\bar{M}_1} \int_{z_1}^{z_2} B dz \right) - \left(\frac{M'_2 - M'_1}{\bar{M}_1} \right). \quad (2.3)$$

The specific mass flux $Q = b^2\bar{u}$ is related to the mean specific momentum flux through $Q^2 = b^2\bar{M}$, and so it is then possible to relate the change in mass flux through these two planes in terms of λ ,

$$\frac{Q_2}{Q_1} = \frac{b_2}{b_1} \sqrt{\frac{\bar{M}_2}{\bar{M}_1}} = \frac{b_2}{b_1} \sqrt{\lambda}. \quad (2.4)$$

From this, Hunt deduced that any positive forcing, B , will lead to an increase in entrainment, whereas “a tendency for the jet to break up into individual eddies”, so that the relative turbulent transport of streamwise momentum increases, will result in a decrease in entrainment. As will be seen below, the second deduction needs careful interpretation; considering changes in relative turbulent transport of streamwise momentum is only valid under the assumption that the mean momentum flux is independent of z , which is not necessarily the case. Consequently, the deduction needs to be modified slightly: the mass flux can decrease if there is a relative increase in absolute turbulent momentum flux, rather than an increase in relative turbulent transport of streamwise momentum. This change of wording is better described symbolically, and involves considering the term

$$\frac{1}{\bar{M}} \frac{dM'}{dz}, \quad \text{rather than} \quad \frac{d}{dz} \left(\frac{M'}{\bar{M}} \right). \quad (2.5)$$

The two expressions are clearly equivalent if the mean momentum flux is constant, but may differ when it is not. An alternative approach to this analysis is presented in section 2.5 following a summary of the previous work in the literature.

2.3. Results of Narasimha and co-workers

The experiment pioneered by Bhat *et al.* (1989) involved an aqueous jet, in which an acid was added to the jet fluid, and the ambient fluid was deionised. This allowed for the use of electrodes to inject heat into the system selectively. Since the jet fluid was acidic, it conducted, and so was heated as the fluid passed between the electrodes. The ambient fluid, however, did not conduct, and so was not heated. The domain in which heat was added is referred to here as the heat injection zone (HIZ), and the regions below and above are referred to as the pre-HIZ and post-HIZ, respectively. The selective heating process was designed to be analogous to the latent heat release associated with condensation in

atmospheric plumes. Moreover, it was shown that the rate of heating was approximately proportional to tracer concentration.

Four results papers followed. Elavarasan *et al.* (1995) and Bhat & Narasimha (1996) looked at off-source heating in jets. Venkatakrisnan *et al.* (1998, 1999) performed experiments in plumes. The focus here is on the results of Bhat & Narasimha (1996), henceforth referred to as BN, and the main conclusions are summarised as follows. Upon heating, a visual narrowing of radial extent of the jet was observed, the decay of the centreline streamwise velocity was arrested, and can even be reversed. The mean streamwise velocity and scalar profiles remained close to Gaussian throughout. The mass flux at first increased more rapidly than in the unheated jet, but was nearly constant further downstream. The shape of the turbulent velocity distribution was modified by heating and was not recovered rapidly in the post-HIZ zone. The RMS streamwise fluctuations remained almost constant throughout the HIZ, and so the normalised values decreased. It was concluded that the original proposal of Hunt (1994) was not verified by these data.

A comparison was made between the measured mass flux and the mass flux is derived by assuming a constant entrainment coefficient. The former was significantly lower. It was concluded that “the assumption of constant entrainment coefficient was not at all realistic in the HIZ, and indeed that it suffers a drastic reduction at high values of the heating parameter”. This is, of course, in contrast to the intuitive idea that the entrainment coefficient would increase towards a plume-like value.

The scalar and velocity widths were also contrasted. It was observed that although the visual thinning was reflected in the scalar width, an increase in the velocity width occurs. This behaviour was taken into account when the integral model was compared with the experimental data. It was shown that by assuming a change in the ratio of velocity and scalar widths, the velocity decay was more accurately predicted than assuming the ratio to be constant. However, there was still disagreement with the experimental data. The conclusion was that the width ratio has to be taken into account but that further work was required before a convincing model could be formulated. This suggests that the mass flux data should be reassessed. Since velocities at the edge of the jet were difficult to measure, the profiles are assumed to be self-similar and the mass flux is derived from the centreline velocity and the jet width. However, using the scalar width naturally resulted in an underestimation of the mass flux. This issue will be readdressed below.

2.4. Results of Agrawal and Prasad

More recently, Agrawal and Prasad have investigated the heated jet both experimentally and numerically (Agrawal *et al.* (2003, 2005); Agrawal & Prasad (2004); the collective work is henceforth referred to as AP). In the experiments, streamwise and radial velocities were measured in addition to temperature. The results were broadly consistent with BN, but additional observations were present; those observations and key differences are summarised below.

Experimentally, the profile of the radial velocity changed from that of an unheated jet below the HIZ, to one that presented inflow at all radial locations in the lower-HIZ, and in the upper half of the HIZ (induced by the acceleration). A growth in the width of the velocity profile was observed in the lower-HIZ in contrast to the decrease observed in the width of the scalar profile. The mass flux was observed to increase in the lower-HIZ, above which it became nearly constant. An off-centre peak in temperature was observed, which developed towards a flat-top Gaussian. It was proposed that the double-bump profile (as it was called) arises due to a competition between the acid concentration and the residence time in the HIZ; the temperature increase was reported to be proportional to the acid concentration, and so a greater temperature rise would be expected at the

axis, where the concentration is higher, but the fluid is moving at greater speed in the centre, so the residence time in the HIZ is lower. Radial profiles and centreline evolution of normalised fluctuating quantities were also presented. In the lower-HIZ, centreline values of the streamwise velocity fluctuations were approximately 60% higher than in the unheated case, decreased with height, but always remained higher than the unheated jet. The radial profiles were similar to the unheated jet (maximum at the centre and decreasing towards the edge), but at the top of the HIZ, the profile had changed shape and was reported to be almost constant across the range measured.

Numerically, the results were also largely in agreement with the experimental work of BN. Again, radial velocity profiles showed that the heating leads to an inflow at all radial locations. An off-centre peak in streamwise velocity was also observed, but is likely due to particularly strong heating. The scalar and velocity widths grew approximately linearly in the pre-HIZ, with a ratio of about 1.2. A dramatic reduction in both the scalar and velocity widths was observed at the bottom of the HIZ, with the scalar width becoming narrower than the velocity. The streamwise velocity, tracer and temperature fluctuations was observed to increase in the HIZ, and all normalised centreline fluctuations were higher in the post-HIZ than in the pre-HIZ.

2.5. Entrainment decomposition

An alternative analysis is presented here that allows the different contributions to entrainment to be measured quantitatively. The approach incorporates turbulent fluctuations, as first suggested by Hunt (1994), but more carefully accounts for changes in mean momentum flux. The analysis also includes the previously neglected pressure term.

Similar to Hunt, the mass and momentum conservation equations are used to derive an expression for entrainment, where entrainment is interpreted in terms of the entrainment coefficient, which is not assumed to be constant. The present treatment drops both the assumption of the ‘top-hat’ model (used for simplicity above) and the assumption of self-similarity (note that self-similarity is not prohibited).

Define the mean of a quantity q in cylindrical polar coordinates (r, θ, z) as

$$\bar{q}(r, z) = \frac{1}{2\pi\Delta t} \int_{t_0}^{t_0+\Delta t} \int_0^{2\pi} q(r, \theta, z, t) d\theta dt, \quad (2.6)$$

where t denotes time and Δt the averaging period, and the fluctuation about the mean as $q' = q - \bar{q}$. The general axisymmetric statistically-stationary mass and momentum conservation equations for an incompressible buoyant jet under the Boussinesq approximation can be written as

$$\frac{\partial}{\partial r} (r\bar{u}_r) + \frac{\partial}{\partial z} (r\bar{u}_z) = 0, \quad (2.7)$$

$$\frac{\partial}{\partial r} (r\bar{u}_z\bar{u}_r + r\overline{u'_r u'_z}) + \frac{\partial}{\partial z} (r\bar{u}_z\bar{u}_z + r\overline{u'_z u'_z}) = \frac{\partial}{\partial z} (r\overline{u'_r u'_r}) + \alpha_T \bar{T} r, \quad (2.8)$$

where \bar{u}_r and \bar{u}_z are the mean radial and streamwise velocities, respectively, \bar{T} is the mean temperature perturbation from ambient, $\alpha_T = g\beta_T$ is the product of the gravitational constant g and thermal expansion coefficient β_T , and the pressure term has been approximated following Hussein *et al.* (1994), specifically $\partial_z \bar{p} \approx -\partial_z \overline{u'_r{}^2}$.

Integrating (2.7) over r gives an expression for entrainment,

$$\frac{dQ}{dz} = 2\pi b_u \bar{u}_\varepsilon, \quad (2.9)$$

where $Q = 2\pi \int_0^\infty u_z r dr$ is the specific mass flux, $\bar{u}_\varepsilon = \lim_{\eta \rightarrow \infty} (-\eta \bar{u}_r)$ is the entrainment

velocity, and $\eta(z) = r/b_u(z)$ is the radial coordinate normalised by the velocity width $b_u(z)$. Here, the entrainment coefficient is taken to be the entrainment velocity normalised by the characteristic streamwise velocity scale \bar{u}_0 , specifically $\alpha_\varepsilon(z) = \bar{u}_\varepsilon/\bar{u}_0$.

Similarly, integrating (2.8) over r gives

$$\frac{d\bar{M}}{dz} = B - \frac{d}{dz} (M' - P'), \quad (2.10)$$

where $\bar{M} = 2\pi \int_0^\infty \bar{u}_z^2 r dr$ is the mean momentum flux, $M' = 2\pi \int_0^\infty \overline{u_z'^2} r dr$ is the momentum flux due to the turbulence, $B = 2\pi\alpha_T \int_0^\infty \bar{T} r dr$ is the buoyancy force, and $P' = 2\pi \int_0^\infty \overline{u_r'^2} r dr$ is the pressure term.

To follow Hunt (1994), it is necessary to replace the velocity on the right hand side of (2.9) with the mean momentum flux. This can be achieved by normalising the mean streamwise velocity according to $\bar{u}_z(r, z) = \bar{u}_0(z)f(\eta, z)$, for dimensionless shape profile $f(\eta, z)$. Note that self-similarity is not assumed, as the shape profile can vary with z . Then the mean momentum flux can be written as $\bar{M} = b_u^2 \bar{u}_0^2 I$, where $I(z) = 2\pi \int_0^\infty f(\eta, z)^2 \eta d\eta$. An expression for the entrainment coefficient can then be derived by combining (2.9) and (2.10),

$$\alpha_\varepsilon = \frac{\sqrt{I}}{2\pi} \left[\frac{d}{dz} \left(\frac{Q}{\sqrt{\bar{M}}} \right) + \frac{QB}{2\bar{M}^{3/2}} - \frac{Q}{2\bar{M}^{3/2}} \frac{d}{dz} (M' - P') \right]. \quad (2.11)$$

The first term on the right-hand side of (2.11) is a measure of the growth of the width (spread rate) of the jet, the second term is the contribution from buoyancy, and the final term is the rate of change of turbulent momentum fluxes. This final term is the term Hunt predicted could explain a decrease in entrainment. Note that the derivative of the absolute turbulent momentum flux is present, not the derivative of the relative turbulent fluxes. Kaminski *et al.* (2005) suggested that the entrainment behaviour observed in BN could be explained by a change in the similarity structure due to heating; changes in self-similarity are included implicitly in equation (2.11), and a method that unifies the Kaminski approach with that taken here is a subject of future work. The present treatment preserves the essence of Hunt's proposal (specifically that a positive forcing can lead to an increase in entrainment and an increase in turbulent fluctuations can lead to a decrease), but highlights the different interpretation required for the application to the heated jet.

3. Simulations

The numerical algorithm employed here is IAMR, a three-dimensional incompressible variable-density Navier-Stokes solver, written at the Center for Computational Sciences and Engineering at the Lawrence Berkeley National Laboratory. IAMR employs a non-oscillatory finite-volume approach with a two-step predictor-corrector method based on the unsplit second-order Godunov methodology. An approximate projection is used to enforce the divergence-free constraint in the updated velocity field. The overall algorithm is second-order in both space and time, parallelised and capable of adaptive mesh refinement (AMR). For further details, see Almgren *et al.* (1998) and the references therein.

The non-oscillatory finite-volume scheme employed here permits the use of implicit large eddy simulation (ILES). This technique captures the inviscid cascade of kinetic energy through the inertial range, while numerical dissipation emulates the physical effects of the dynamics at the grid scale, without the expense of resolving the entire dissipation subrange; a comprehensive overview of the technique can be found in Grinstein *et al.* (2007). Aspden *et al.* (2008) presented a detailed study of the technique using the present

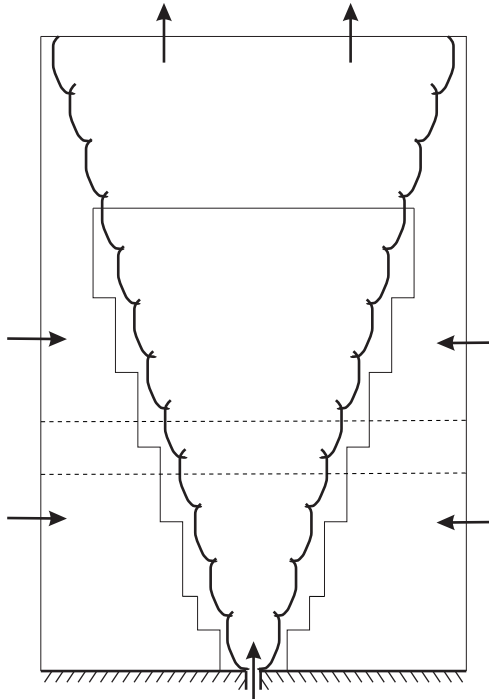


FIGURE 1. Schematic of numerical configuration of a turbulent jet with off-source heating. The horizontal dashed lines bound the heat injection zone, and the black outline inside the domain gives an idea of the adaptive mesh refinement region.

numerical scheme, including a characterisation that allowed for an effective viscosity to be derived. Ultimately, it was shown that the approach leads to an effective Kolmogorov length scale approximately equal to $0.3\Delta x$. For the turbulent jets of interest in the present work, the details of viscous dissipation of kinetic energy and molecular diffusion of scalars are of little consequence to the main flow features, and so ILES is a suitable approach. Also note that no diffusion terms are included explicitly; this is expected to result in effective Prandtl and Schmidt numbers close to unity, a comprehensive study of which is beyond the scope of this paper. Moreover, the underlying algorithm has been used successfully in previous entrainment studies of turbulent jets in Scase *et al.* (2009) and thermals in Aspden *et al.* (2011).

The equations of motion used to describe the heated jet are

$$\nabla \cdot \mathbf{u} = 0, \quad (3.1)$$

$$\frac{\partial u_i}{\partial t} + \nabla \cdot (u_i \mathbf{u}) = -\frac{\partial p}{\partial x_i} + \alpha_T T \delta_{iz}, \quad (3.2)$$

$$\frac{\partial T}{\partial t} + \nabla \cdot (T \mathbf{u}) = \alpha_c c, \quad (3.3)$$

$$\frac{\partial c}{\partial t} + \nabla \cdot (c \mathbf{u}) = 0, \quad (3.4)$$

where \mathbf{u} is the velocity (with components u_i), p , T and c are the pressure, temperature and scalar (acid) concentration, respectively, $\alpha_T = g\beta_T$ is the product of acceleration due to gravity g and thermal expansion β_T , and α_c is the heating rate (a non-zero constant in the HIZ, and zero otherwise), and δ_{iz} is the Kronecker delta.

The domain size was $32d \times 32d \times 48d$, where d is the jet diameter, and was discretised with a base grid of $128 \times 128 \times 192$ computational cells, with two levels of refinement of factor 2, giving an effective resolution of $512 \times 512 \times 768$ computational cells. The AMR was set up to follow the advected tracer injected at the source; this ensures that the jet fluid (where the velocity gradients are greatest) is resolved at the finest level and the ambient fluid is not; the dynamic (de)allocation of grids is a particular benefit during the initial transient stage of the flow development. A solid free-slip base was used with inflow at the source, where a narrow hyperbolic tangent was used to remove the discontinuity at the edge of the jet, and a small-amplitude perturbation to break symmetry. Horizontal inflow was permitted (but not prescribed) at the lateral boundaries (in the ghost cells, vertical velocity was set to zero, and horizontal velocity matched to the interior), and the upper boundary consisted of an outflow boundary condition. Standard outflow boundary conditions (matching the velocity in the ghost cell to the first interior cell) can lead to spurious and persistent inflow, polluting the simulation, so two steps were taken to help prevent this happening. Firstly, any negative velocities were set to zero, and secondly, a buffer region near the top of the domain was used (i.e. simply a region without AMR) so that the solution became more diffuse. Note this is exactly the same approach used previously in Scase *et al.* (2009). A schematic of the simulation configuration is shown in figure 1.

A simulation was run without heating to establish a base case (referred to as Jet), along with three cases with different magnitudes of heating (referred to as Low, Medium and High). The heating was applied between 10 and 14 jet diameters from the source. All simulations were run until they had become statistically stationary before taking averages. The advective timescale in the Jet case increases with the square of the distance from the source, so statistical quality decreases downstream. The timescale in the heated cases does not suffer from the same problem, so the jet can be considered the worst case scenario in terms of statistical convergence.

The heating was characterised by BN using the nondimensional group

$$G = \frac{\beta_T g z_b^2 H}{C_p d^3 u_{\text{in}}}, \quad (3.5)$$

where C_p is the heat capacity, the suffix b denotes the bottom of the HIZ, H is the total heating rate (watts), and d and u_{in} are the diameter and velocity at the jet nozzle, respectively. Values of G in the range 0.25 to 4.7 were presented by BN. In the experimental work of AP, a Richardson number was preferred,

$$Ri_{\text{AP}} = \frac{\beta_T g H}{C_p b_b u_b}, \quad (3.6)$$

where b_b and u_b characteristic diameter and velocity at the bottom of the HIZ, and it was noted that $G = 12.5 Ri_{\text{AP}}$ for that experiment. Most of the discussion from AP was for $Ri_{\text{AP}} = 0.36$ ($G = 4.3$). For simulations, the Richardson number (or equivalent) cannot be determined *a priori* because the total heating depends on the scalar concentration in the HIZ,

$$Ri = \frac{2\pi\alpha_T\alpha_c}{b_b u_b^3} \int_{z_b}^{z_t} \int_r \bar{c} r \, dr \, dz, \quad (3.7)$$

where z_b and z_t denote the bottom and top of the HIZ. The numerical work of AP followed this approach, and used a much higher value of approximately 12 to reduce computational expense. In the present paper, the three cases Low, Medium and High, were found to have

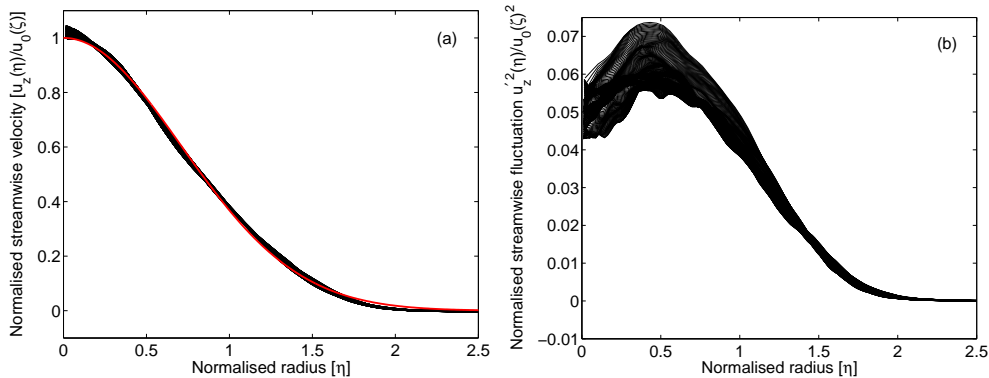


FIGURE 2. Self-similarity in the unheated jet. The profiles are taken from 10 to 26 jet diameters downstream of the source. (a) Normalised streamwise velocity; (b) normalised streamwise velocity fluctuation. The red line (colour online) shows a Gaussian profile. [Note for proof: the y-axis of (a) should be $\bar{u}_z(\eta)/\bar{u}_0(\zeta)$; (b) should be $u_z'^2(\eta)^2/\bar{u}_0(\zeta)^2$]

values of $Ri = 0.075, 0.25$ and 0.80 , respectively, more consistent with the experimental studies.

Figure 2 shows normalised profiles of (a) streamwise velocity $\bar{u}_z(\eta)/\bar{u}_0(\zeta)$, and (b) streamwise velocity fluctuation $u_z'^2(\eta)^2/\bar{u}_0(\zeta)^2$. The normalised radius is $\eta = r/b_u(z)$, where $b_u(z)$ is the local width, and the characteristic velocity scale is $\bar{u}_0(z)$, both of which are evaluated using a best-fit to a Gaussian distribution $\bar{u}_0 \exp(-r^2/b_u^2)$. All profiles are shown between 10 and 26 jet diameters downstream from the source. The streamwise velocity shows a self-similar collapse close to a Gaussian distribution (shown in red; colour online), and the velocity fluctuations also present a satisfactory collapse for a second-order quantity. Note that the Jet case requires the longest averaging period; because the time scales in the heated cases are shorter due to the acceleration, providing more rapid convergence of the statistics.

4. Results

Two-dimensional slices of the Jet and Medium cases are presented in figure 3. The Jet image is taken at the beginning of the temporal averaging window, and the colouring uses a broad range to highlight the different levels of dilution of the passive scalar. The grids from the adaptive mesh refinement are shown on the right-hand half of the image (note these are the grids, not the mesh itself), where it is clear that the finest level (white) covers the region of interest, and highlights the buffer region at the top of the domain to aid the outflow boundary condition. The colouring in the right-hand panel is a composite of the tracer in blue and temperature in red; specifically, the tracer (normalised between 0 and 1) shown in blue, and the temperature (normalised by the peak value) in red are superimposed). Note how the sides of the heated jet are almost vertical above the HIZ, as originally reported in BN. Also note how the hottest region occurs away from the centreline (near the end of the HIZ); this can be attributed to the competition between heating intensity and residence time, as previously observed by AP.

The streamwise evolution of the characteristic velocity and tracer scales in all four cases is shown in figure 4; the characteristic velocity scale $\bar{u}_0(\zeta)$ and tracer concentration scale $c_0(\zeta)$, along with corresponding profile widths $b_u(\zeta)$ and $b_c(\zeta)$, were found by best-fit of each profile to a Gaussian distribution, with $\zeta = z/d$. The inverse of each quantity

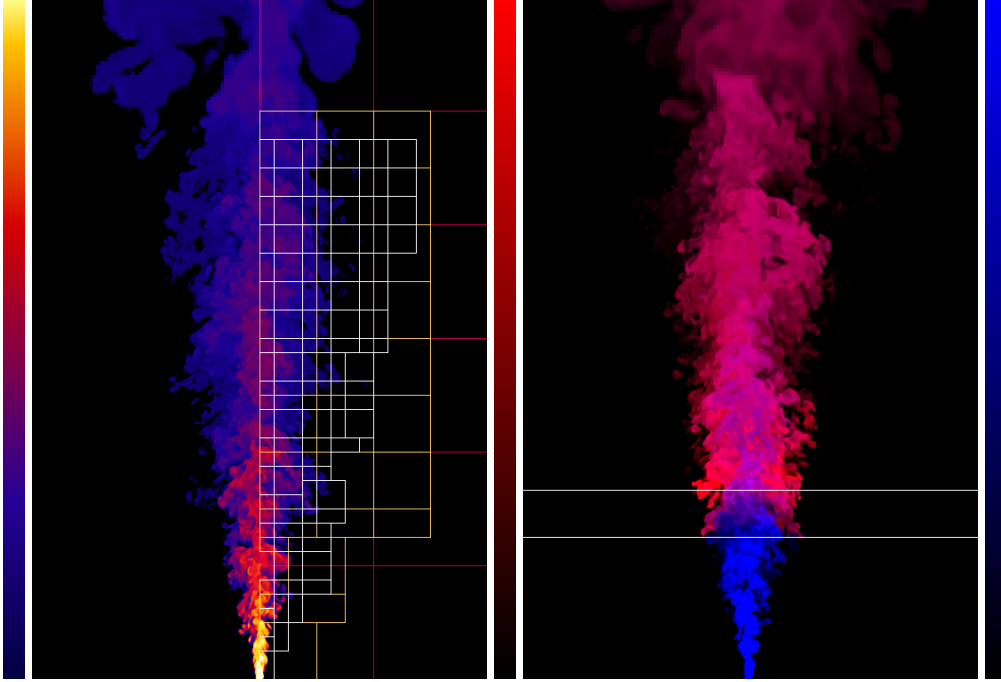


FIGURE 3. Two-dimensional slice through the Jet (left) and Medium (right) cases; the slices show the full extent of the domain. The colouring on the left-hand panel uses a broad range to highlight the different levels of dilution. The grids from the adaptive mesh refinement are shown on the right-hand half of the image (red, yellow and white correspond to the base grid, and the first and second levels of refinement, respectively); it is clear that the finest level covers the region of interest, and highlights the buffer region at the top of the domain to aid the outflow boundary condition. The colouring on the right-hand panel is a composite (i.e. superposition) of the tracer in blue and temperature in red; the horizontal white lines bound the HIZ.

is plotted as this is expected to be linear in the Jet case, a feature that is reproduced quite well. Upon heating, the velocity decay is arrested and the flow is even observed to accelerate in the two cases with the strongest heating. The effect of heating on the tracer concentration is to increase the level of dilution, indicative of enhanced entrainment. These observations are consistent with both BN and AP.

Normalised profiles of streamwise velocity, tracer concentration, temperature and radial velocity from the Medium case are presented in figure 5; for temperature, fitting to a Gaussian is not appropriate, so the characteristic temperature scale has been taken as the centreline value, and the velocity width has been used for normalisation. All 320 profiles within the averaging window are shown for the streamwise velocity (figure 5a) and tracer concentration (figure 5b), demonstrating that both quantities do indeed remain close to Gaussian throughout the evolution, consistent with BN. Select profiles are presented for the temperature and radial velocity as self-similarity is not preserved in these cases; specifically, profiles are located half a jet diameter below the HIZ ($\zeta = 9.5$), half a jet diameter above the bottom ($\zeta = 10.5$) and below the top ($\zeta = 13.5$) of the HIZ, one just above the HIZ ($\zeta = 16$), and a final one a jet diameter below the top of the averaging window ($\zeta = 25$). The temperature profile shows a clear off-centre peak just inside the HIZ ($\zeta = 10.5$), with a broad distribution at the end of the HIZ ($\zeta = 13.5$), consistent with BN and AP. Further from the source ($\zeta = 16, 25$), the profile becomes more Gaussian, although is apparently narrower than the velocity profile. Upon heating,

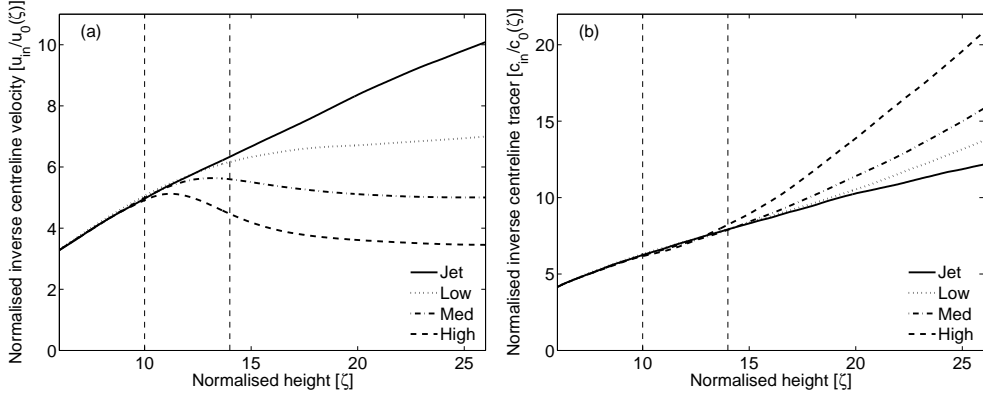


FIGURE 4. Comparison of characteristic velocity (a) and tracer (b) scales in all four cases. The vertical dashed lines denote the HIZ. Note how heating arrests the velocity decay and can lead to an acceleration, and also leads to enhanced dilution of the scalar. [Note in proof: (a) y-axis: $u_{in}/\bar{u}_0(\zeta)$ (b) y-axis: $c_{in}/\bar{c}_0(\zeta)$]

the radial velocity transitions from the characteristic jet profile ($\zeta = 9.5$) and by the end of the HIZ ($\zeta = 13.5$) has become negative (i.e. inflow) at all radial positions, again indicative of enhanced entrainment.

The streamwise evolution of the velocity and tracer widths are contrasted in figure 6. In the Jet case (figure 6a), the tracer width is consistently approximately 20% greater than the velocity width, as expected. In the Medium case (figure 6b), the tracer width is again greater than the velocity width below the HIZ, but heating produces a particularly interesting change. The tracer width becomes constant, if not even decreasing slightly, before eventually beginning to grow again in the post-HIZ. Conversely, the velocity width appears to grow more quickly in the HIZ. Heating accelerates the jet, resulting in a greater radial inflow that sweeps the tracer towards the axis, however, the off-centre temperature peak appears to be strong enough to prevent the velocity profile from being narrowed to the same extent. It will be shown below that it is this contrasting width behaviour that demands more careful interpretation of experimental data when comparing with analytical predictions.

To examine Hunt's proposal (Hunt 1994), the streamwise evolution of the centreline streamwise velocity fluctuation is presented in figure 7(a), normalised by the (constant) inflow velocity; the evolution is expected to follow the square of the inverse distance from the source in the Jet case. Note that statistical convergence is weaker here because the quantity is a second-order correlation compounded by evaluation at the centreline (rather than integrating). It is difficult to identify any clear response to heating, but the strongest heating rate appears to lead to an increase in the velocity fluctuations downstream from the HIZ. Figure 7(b) presents the same data normalised by the position-dependent characteristic velocity, which is expected to be a constant in the unperturbed jet. Here, there is a much clearer response to heating. Specifically, there is a decrease in the normalised turbulent transport of streamwise momentum with heating, increasingly so for stronger heating, and results primarily from the acceleration of the mean streamwise velocity (i.e. the normalisation). These streamwise fluctuation data are consistent with BN, and suggest that Hunt's original proposal is not confirmed by the data. However, the reworked analysis presented in section 2.5 suggests that it is not the relative turbulent transport of streamwise momentum that should be considered, but the absolute turbulent transport of streamwise momentum; this is considered in more detail below.

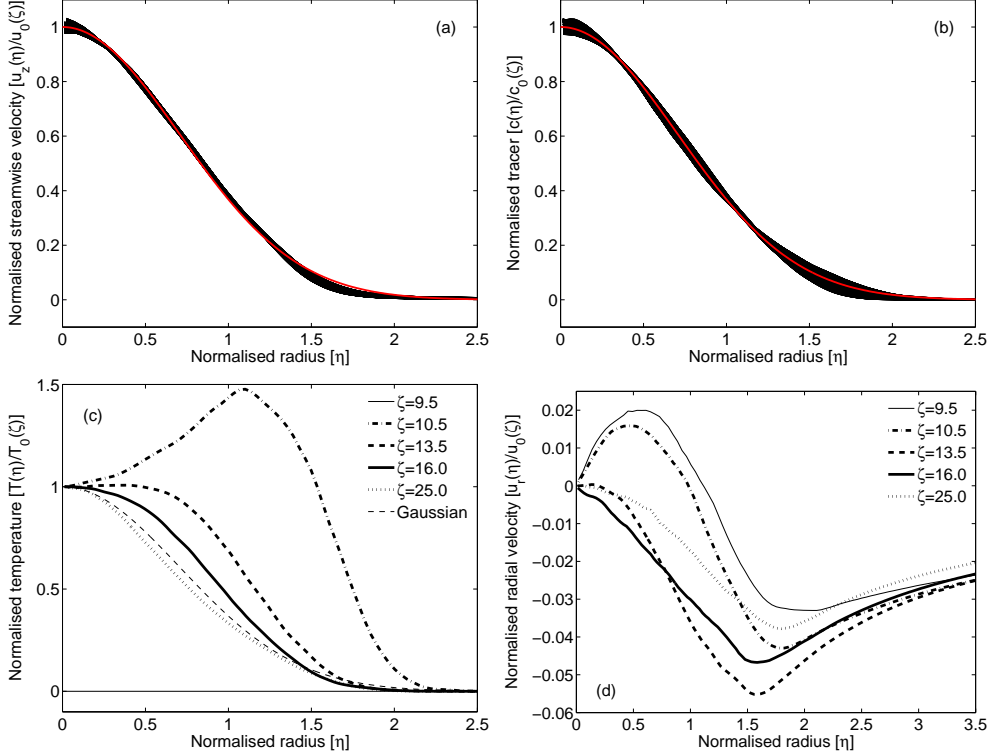


FIGURE 5. Normalised profiles in the Medium case. (a) Streamwise velocity, (b) tracer, (c) temperature, and (d) radial velocity. Velocity and scalar profiles have been normalised by corresponding characteristic scales and widths, and the temperature has been normalised by the centreline value and the velocity width. [Note in proof: (a) y-axis: $\bar{u}_z(\eta)/\bar{u}_0(\zeta)$; (b) y-axis: $\bar{c}(\eta)/\bar{c}_0(\zeta)$; (c) y-axis: $\bar{T}(\eta)/\bar{T}_0(\zeta)$; (d) y-axis: $\bar{u}_r(\eta)/\bar{u}_0(\zeta)$.]

Consideration of the radial profiles of streamwise velocity fluctuations, figure 7(c), reveal that the situation is more complicated still. Upon heating, there is a strong departure from self-similarity whereby the profile develops a strong off-centre peak; turbulent momentum fluxes inferred from centreline fluctuation values are grossly misleading, and the profiles should be integrated properly. Furthermore, the cause of the off-centre peak can be explained by the velocity-temperature correlation (figure 7d), which appears as a source term in the transport equation for the streamwise velocity fluctuation. It would appear that the competition between heating and residence time in the HIZ leads to a significant departure from self-similarity, manifest in profiles of mean temperature, radial velocities, and streamwise velocity fluctuations.

The effect of heating on the entrainment coefficient is compared in figure 8(a), which presents the streamwise evolution of the entrainment coefficient for all four cases; the values have been normalised by a fit to the jet profile to account for development in the nearfield (refer to the appendix for further details of the numerical integration approach). In the strongest heating case, the peak value of the entrainment coefficient is twice that observed in the jet. In the post-HIZ, all three values tend towards a value about 50% greater than that of a jet, more consistent with that of a plume.

The decomposition of the entrainment coefficient (following equation 2.11) for the Medium case is presented in figure 8(b). Note how the sum of the components agrees well with the directly-measured value, suggesting that the decomposition is consistent;

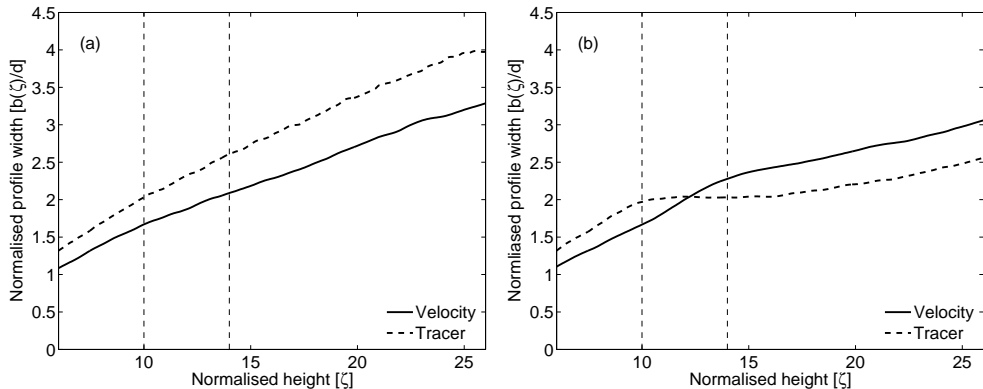


FIGURE 6. Profile widths in the (a) Jet and (b) Medium cases; all widths are evaluated for a best-fit to a Gaussian distribution.

the only noticeable difference is just below the HIZ, where there is an underprediction, which may be a consequence of non-lateral entrainment. Upon heating, the contribution from buoyancy grows to be about 75% of the total, which contrasts a significant decrease from the width term. There is an increase in turbulent momentum flux, which leads to a decrease in contribution to the entrainment coefficient, but is moderated somewhat by the pressure term, perhaps with a slight lag.

There is an apparent codependence between the spread-rate and buoyancy terms as well as between the turbulent and pressure terms; figures 8(c,d) present the streamwise evolution of the entrainment rate decomposition, with the codependent terms combined (both the Medium (c) and High (d) cases are presented). The combined terms give a clearer picture of the two effects (particularly in the High case), and it appears that, as predicted by Hunt, there is indeed an increase in the entrainment coefficient from the buoyancy term, and a decrease from an increase in turbulent momentum flux. There are clear disparities near the boundaries of the HIZ, which may be a result of non-lateral entrainment or approximations in the decomposition.

5. Discussion and Conclusions

5.1. Phenomenological summary

Off-source volumetric heating of a turbulent jet arrests the velocity decay in the HIZ. At the heating rates considered here, the profiles of the mean streamwise velocity and tracer concentration remain essentially self-similar, with distributions that are close to Gaussian, but the acceleration of the jet leads to an increased radial inflow at all radial locations. The increased radial inflow leads to a visual thinning of the jet. There is a competition between heating rate and residence time of the fluid in the HIZ. Near the axis, heating is strong due to high tracer concentration, but the residence time is low due to high velocities. In contrast, towards the edge of the jet, heating is weak because of low concentration, but the residence time is high because of low velocities. The competition between heating and residence time results in an off-centre peak of temperature; possibly because the tracer width is initially broader than the velocity width. Contrasting behaviour is observed between the profile widths of streamwise velocity and the tracer; the increased radial inflow sweeps the tracer towards the axis, but the off-centre temperature peak produces sufficient buoyancy that the velocity profile do not narrow, and may even broaden slightly.

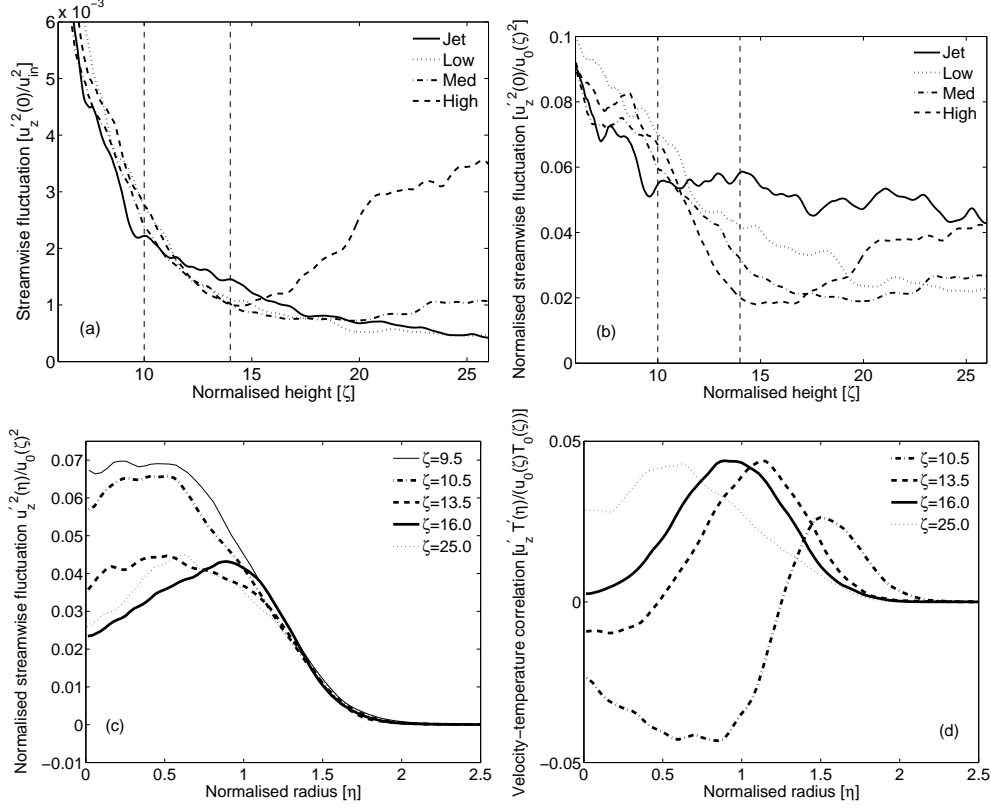


FIGURE 7. Turbulent fluctuations from the Medium case. (a) Streamwise velocity fluctuation normalised by the inflow velocity u_{in} , (b) streamwise velocity fluctuation normalised by the characteristic velocity $\bar{u}_0(\zeta)$, (c) profiles of normalised streamwise velocity fluctuations, and (d) profiles of normalised streamwise velocity-temperature correlation. [Note in proof: (a) y-axis: $\overline{u'_z{}^2}|_{\eta=0}(\zeta)/u_{in}^2$; (b) y-axis: $\overline{u'_z{}^2}|_{\eta=0}(\zeta)/\bar{u}_0(\zeta)^2$; (c) y-axis: $\overline{u'_z{}^2}(\eta)/u_0(\zeta)^2$; (d) y-axis: $\overline{u'_z T'}(\eta)/\bar{u}_0(\zeta)T_0(\zeta)$.]

The decomposition of the entrainment coefficient showed that there was also a local increase due to enhanced buoyancy, and a decrease due to an increase in turbulence. The decomposition was found to be inaccurate near the boundaries of the HIZ, which may be a consequence of non-lateral entrainment.

5.2. Discrepancies with the literature?

All of the data presented above are consistent with the data in the literature, but there are, however, differences in the interpretation. The key difference is that BN reported a slowing in the rate of increase in mass flux. Experimentally, BN concluded that heating produced a decrease in the growth rate of mass flux. The present simulations show a strong increase in growth. Experimentally, the mass flux was inferred from centreline measurements of velocity and the tracer concentration profile width. An interesting observation in the present study (figure 6) is the contrasting behaviour in velocity and scalar widths; a similar observation was alluded to in BN, and was reported by AP, but not taken into account in the analysis. Importantly, this observation has a significant effect on the mass flux measurements. To demonstrate this further, figure 9 compares the ratio of mass fluxes constructed using the velocity and scalar widths; specifically,

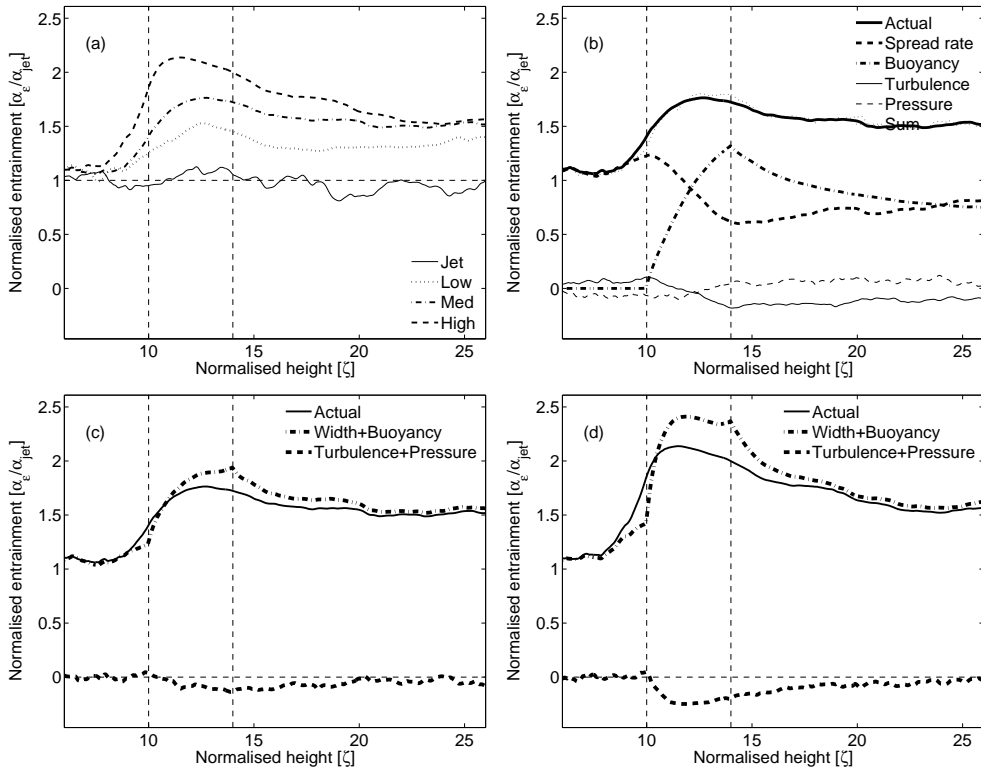


FIGURE 8. (a) Streamwise evolution of the entrainment coefficient for all four cases. (b) Entrainment decomposition following equation 2.11 for the Medium case (right). (c,d) Streamwise evolution of the decomposed entrainment coefficient for the Medium and High cases, respectively, with the codependent terms combined (i.e. spread rate plus buoyancy and turbulence plus pressure).

$\beta Q_u/Q_b$, where Q_u and Q_b are the mass flux measurements based on velocity and scalar, respectively, and β is a shape constant that normalises the ratio in the jet. It is clear that using the scalar width to infer the mass flux in the heated cases leads to a significant underestimation, potentially exceeding 50%.

The decomposition of the entrainment coefficient presented in equation (2.11) is motivated by Hunt (1994), and so differs from the recent work by van Reeuwijk & Craske (2015), which uses the kinetic energy equation following the approach of Priestley & Ball (1955); reconciliation of the two approaches will be considered in future work.

5.3. Conclusions

A set of numerical simulations of turbulent jets has been presented that examine the effects of off-source heating on entrainment behaviour. Discrepancies with the literature have been reconciled by accounting for changes in self-similarity, differences between scalar and velocity evolution, and a reworking of previous analysis to derive a new decomposition of the contributing factors to entrainment. Off-source heating produces a local increase in the entrainment coefficient due to buoyancy, and a decrease due to an increase in turbulent transport of streamwise momentum, confirming the essence of the proposal of Hunt (1994).

AJA was first supported by an CASE Fellowship from the EPSRC and AWE, and

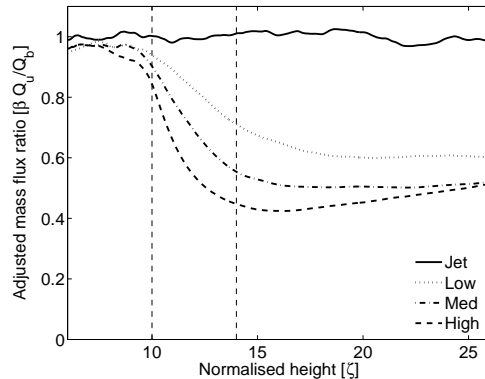


FIGURE 9. Ratio of mass fluxes based on velocity and scalar width measurements.

then a Glenn T Seaborg Fellowship from LBNL, and would consequently like to thank David Youngs and Robin Williams for support and computational resources. AJA would also like to thank Julian Hunt for motivating this work, along with Colm Caulfield, Malcolm Andrews and Ann Almgren. JBB was supported by the DOE Applied Mathematics Research Program of the DOE Office of Advanced Scientific Computing Research under the U.S. Department of Energy Contract No. DE-AC02-05CH11231, which included computational resources at the National Energy Research Scientific Computing Center (NERSC).

Appendix

This appendix describes the numerical approach used to evaluate the fluxes when deriving the entrainment coefficient. The results presented in section 4 use fluxes that integrate velocity profiles to a radius of 2.15 times the characteristic width, corresponding to approximately 1% of the centline value of a Gaussian distribution (consistent with Craske & van Reeuwijk (2016), for example). Figure 10 compares the entrainment coefficient (i.e. $\alpha_\varepsilon = (2\pi b_u \bar{u}_0)^{-1} dQ/dz$) that results from this approach (a) with that from integrating over the whole plane in the computational domain (b). The former approach presents more noise, but it is argued to be more representative of entrainment into the jet. The jets are clearly still developing at low heights (something that cannot be avoided in simulations of this scale), and so a reference profile was established by best fit to an decaying exponential profile, which was used for normalisation purposes in the main body of the paper. An interesting observation is that the increase in entrainment below the HIZ is smeared out with the second strategy, anomalously suggesting a global increase in entrainment.

REFERENCES

- AGRAWAL, A., BOERSMA, B. J. & PRASAD, A. K. 2005 Direct Numerical Simulation of a Turbulent Axisymmetric Jet with Buoyancy Induced Acceleration. *Flow, Turbulence and Combustion* **73**, 277–305.
- AGRAWAL, A. & PRASAD, A. K. 2004 Evolution of a turbulent jet subjected to volumetric heating. *Journal of Fluid Mechanics* **511**, 95–123.
- AGRAWAL, A., SREENIVAS, K. R. & PRASAD, A. K. 2003 Velocity and temperature measurements in an axisymmetric turbulent jet with cloud-like off-source heating. *International Journal of Heat and Mass Transfer* **47**, 1433–1444.

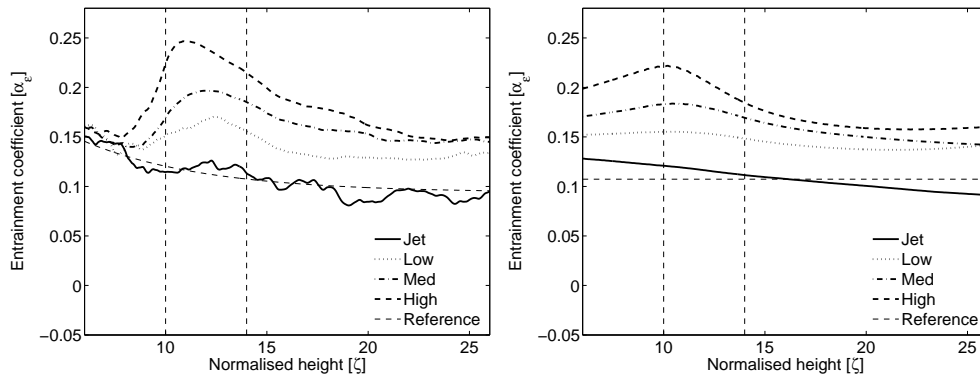


FIGURE 10. Comparison of entrainment coefficient resulting from radial integration to (a) $r = 2.15b_u$, and (b) the edge of the computational domain.

- ALMGREN, A. S., BELL, J. B., COLELLA, P., HOWELL, L. H. & WELCOME, M. L. 1998 A Conservative Adaptive Projection Method for the Variable Density Incompressible Navier-Stokes Equations. *Journal of Computational Physics* **142** (1), 1–46.
- ASPDEN, A. J., BELL, J. B., DONG, S. & WOOSLEY, S. E. 2011 Burning thermals in type Ia supernovae. *The Astrophysical Journal* **738** (1), 94–107.
- ASPDEN, A. J., NIKIFORAKIS, N., DALZIEL, S. B. & BELL, J. B. 2008 Analysis of implicit LES methods. *Communications in Applied Mathematics and Computational Science* **3** (1), 103–126.
- BHAT, G. S. & NARASIMHA, R. 1996 A volumetrically heated jet: large-eddy structure and entrainment characteristics. *Journal of Fluid Mechanics* **325**, 303–330.
- BHAT, G. S., NARASIMHA, R. & ARAKERI, V. H. 1989 A new method of producing local enhancement of buoyancy in liquid flows. *Experiments in Fluids* **7**, 99–102.
- CRASKE, JOHN & VAN REEUWIJK, MAARTEN 2016 Generalised unsteady plume theory. *Journal of Fluid Mechanics* **792**, 1013–1052.
- ELAVARASAN, R., BHAT, G. S., NARASIMHA, R. & PRABHU, A. 1995 An experimental study of a jet with local buoyancy enhancement. *Fluid Dynamics Research* **16**, 189–202.
- GRINSTEIN, F. F., MARGOLIN, L. G. & RIDER, W. J. 2007 *Implicit Large Eddy Simulation*. Cambridge University Press.
- HUNT, G. R. & KAYE, N. B. 2005 Lazy plumes. *Journal of Fluid Mechanics* **533**, 329–338.
- HUNT, J. C. R. 1994 Atmospheric jets and plumes. In *Recent Research Advances in the Fluid Mechanics of Turbulent Jets and Plumes*, Proc. NATO Advanced Study Institute, Viano di Castello, Portugal (ed. P. A. Davies & M. J. Valente), pp. 309–334. Kluwer Academic, Netherlands.
- HUSSEIN, H. J., CAPP, S. P. & GEORGE, W. K. 1994 Velocity measurements in a high-Reynolds-number, momentum-conserving, axisymmetric, turbulent jet. *Journal of Fluid Mechanics* **258**, 31–75.
- KAMINSKI, E., TAIT, S. & CARAZZO, G. 2005 Turbulent entrainment in jets with arbitrary buoyancy. *Journal of Fluid Mechanics* **526**, 361–376.
- MORTON, B. R., TAYLOR, G. & TURNER, J. S. 1956 Turbulent Gravitational Convection from Maintained and Instantaneous Sources. *Royal Society of London Proceedings Series A* **234**, 1–23.
- PALUCH, I. R. 1979 The Entrainment Mechanism in Colorado Cumuli. *Journal of Atmospheric Sciences* **36**, 2467–2478.
- PRIESTLEY, C. H. B. & BALL, F. K. 1955 Continuous convection from an isolated source of heat. *Quart. J. Roy. Meteorol. Soc.* **81**, 144–157.
- SCASE, M. M., ASPDEN, A. J. & CAULFIELD, C. P. 2009 The effect of sudden source buoyancy flux increases on turbulent plumes. *Journal of Fluid Mechanics* **635** (1), 137–169.
- SQUIRES, P. & TURNER, J. S. 1962 An entraining model for cumulonimbus updrafts. *Tellus* **14**, 422–434.

- TURNER, J. S. 1986 Turbulent entrainment: the development of the entrainment assumption, and its application to geophysical flows. *Journal of Fluid Mechanics* **173**, 431–471.
- VAN REEUWIJK, MAARTEN & CRASKE, JOHN 2015 Energy-consistent entrainment relations for jets and plumes. *Journal of Fluid Mechanics* **782**, 333–355.
- VENKATAKRISHNAN, L., BHAT, G. S. & NARASIMHA, R. 1999 Experiments on a plume with off-source heating: Implications for cloud fluid dynamics. *Journal of Geophysical Research* **104**, 14271–14282.
- VENKATAKRISHNAN, L., BHAT, G. S., PRABHU, A. & NARASIMHA, R. 1998 Visualization studies of cloud-like flows. *Current Science, Bangalore* **74**, 597–605.
- WARNER, J. 1970 On Steady-State One-Dimensional Models of Cumulus Convection. *Journal of the Atmospheric Sciences* **27**, 1035–1040.