

A Linear Lower Bound for Incrementing a Space-Optimal Integer Representation in the Bit-Probe Model*

Mikhail Raskin

Department of Computer Science, Aarhus University, Aarhus, Denmark

raskin@mccme.ru

Abstract

We present the first linear lower bound for the number of bits required to be accessed in the worst case to increment an integer in an arbitrary space-optimal binary representation. The best previously known lower bound was logarithmic. It is known that a logarithmic number of read bits in the worst case is enough to increment some of the integer representations that use one bit of redundancy, therefore we show an exponential gap between space-optimal and redundant counters.

Our proof is based on considering the increment procedure for a space optimal counter as a permutation and calculating its parity. For every space optimal counter, the permutation must be odd, and implementing an odd permutation requires reading at least half the bits in the worst case. The combination of these two observations explains why the worst-case space-optimal problem is substantially different from both average-case approach with constant expected number of reads and almost space optimal representations with logarithmic number of reads in the worst case.

1998 ACM Subject Classification F.2.2 Nonnumerical Algorithms and Problems, G.2.1 Combinatorics

Keywords and phrases binary counter, data structure, integer representation, bit-probe model, lower bound

Digital Object Identifier 10.4230/LIPIcs.ICALP.2017.88

1 Introduction

We consider the problem of representing integers in a certain range by binary codes to support efficient increment operations in the bit-probe model. Our main interest is representing integers in the range $0, \dots, 2^n - 1$ by exactly n bits.

Most computational tasks require storing integers, and in some cases special encodings are better suited to the task. Probably the first encodings used in bit-based memory are the standard positional binary notation and binary coded decimal. We will consider the task of incrementing an integer counter in the bit probe model. Following [5], an increment algorithm is defined as a **decision assignment tree** (DAT), a binary tree where each inner node specifies a bit of the code that has to be read to make a decision, and every leaf node contains a set of changes to the code to perform. In this model the number of bits read by

* The author acknowledges support from the Danish National Research Foundation and The National Science Foundation of China (under the grant 61361136003) for the Sino-Danish Center for the Theory of Interactive Computation. This work was partially supported by the French National Research Agency (ANR project GraphEn / ANR-15-CE40-0009).



© Mikhail Raskin;

licensed under Creative Commons License CC-BY

44th International Colloquium on Automata, Languages, and Programming (ICALP 2017).

Editors: Ioannis Chatzigiannakis, Piotr Indyk, Fabian Kuhn, and Anca Muscholl;

Article No. 88; pp. 88:1–88:12



Leibniz International Proceedings in Informatics

Schloss Dagstuhl – Leibniz-Zentrum für Informatik, Dagstuhl Publishing, Germany



■ **Table 1** A summary of best known results.

Number of bits read to increment	Space-optimal	Single extra bit
Average	$\Theta(1)$ (binary notation)	
Worst-case	$\geq \log_2 n$ [4] $\leq n - 1$ [2] $\geq \frac{n}{2}$ our contribution	$\geq \log_2 n$ [4] $\leq \log_2 n + O(1)$ [8]

an increment is the depth of the corresponding leaf, and the number of bits written is the number of changes in the leaf.

The standard binary notation with n bits reads and writes only 2 bits on average, but has to read and write n bits in the worst case. It is also **space-optimal**, i.e. every combination of bits represents a unique integer. Gray codes [6] allow writing only one bit for each increment operation, but they still require reading all n bits. In the article [5] Fredman introduces the notion of DAT and considers codes that can use more bits than necessary but still require writing only a single bit per update. A logarithmic lower bound is proven for the number of bits read in the worst case for such a code. This bound is sometimes cited in connection with the codes that write a constant number of bits per increment; while the bound is correct, the proof in [5] does use the fact that only one bit is written. Fredman also gave a construction of a code such that the increment procedure needs to read only $O(\log n)$ bits in the worst case, but the code length is worse than for the standard notation by a large multiplicative factor. Frandsen, Miltersen and Skyum consider a more general problem of encoding elements of a generic monoid; their article [4] provides a general lower bound for the number of bits read by an increment procedure for integers in the worst case and a construction of a code with an increment procedure that needs to read $\log_2 n + 1$ bits in the worst case. This code needs $\log_2 n$ extra bits. Constructions developed by Bose et al. in [1] and Rahman and Munro [8] require a single extra bit or less and achieve logarithmic number of bits read by the corresponding increment procedures. Rahman and Munro also prove a lower bound of $\Omega(\sqrt{n})$ bits read in the worst case for the special case when increment reads a different subset of bits for every input or at least each subset of bits is read only for a constant number of inputs (this is a strong condition; for example, the standard binary notation reads only the last bit for half of all the inputs). Elmasry and Katajainen provide a code [3] that uses a logarithmic number of extra bits and requires the increment procedure to read only a logarithmic number of bits in the worst case while ensuring efficient implementation on a word-based RAM machine.

For the space-optimal case there is a code [2] that allows reading $n - 1$ bits in the worst case and writes no more than 3 bits for each increment operation. This code has been found by brute force search. The best previously known lower bound on the number of bits to read in the worst case given in [4] is logarithmic in n .

In this paper we close the exponential gap and settle the complexity of the problem up to a multiplicative factor of 2 by proving that every representation of integers from 0 to $2^n - 1$ using n bits require the increment operation to read at least $\frac{n}{2}$ bits in the worst case. The proof uses properties of permutations to explain why the space-optimal codes and the redundant codes are qualitatively different from the point of view of the worst-case complexity of the increment operation.

In the next section we give the standard definitions related to permutations and cite their standard properties. Then we define our model of computation. In the section 3 we give an overview of the core ideas and an outline of the proof.

The Section 4 contains the detailed definitions of the constructions and the proofs of their basic properties. The Section 5 contains the combinatorial details and the final part of the proof. The purpose of the Sections 4 and 5 is to remove any remaining uncertainty after the brief presentation of the proof in the Section 3.

2 Preliminaries

2.1 Algebraic preliminaries

In this subsection we recall algebraic notions and the standard theorems about permutations required by our proof. We follow the definitions from [7], but equivalent definitions can be found in many other abstract algebra books. This subsection can be skipped at the reader's discretion.

► **Definition 1.** A **group** is a pair (G, \circ) consisting of a set G and a function $\circ : G \times G \rightarrow G$, such that the following conditions hold:

- **Associativity:** $\forall a, b, c \in G : a \circ (b \circ c) = (a \circ b) \circ c$.
- **Neutral element:** $\exists e \in G : \forall a \in G : e \circ a = a \circ e = a$.
 e is called a **neutral element** of a group
- **Inverse element:** $\forall a \in G : \exists b \in G : a \circ b = b \circ a = e$.
 b is called an **inverse element** of a .

► **Theorem 2.** *There can be only one neutral element in a group G . Let e denote the unique neutral element in the group. Also, for every $a \in G$ there can be only one inverse element. Let a^{-1} denote the unique inverse element of a . The inverse element of a composition $a \circ b$ is $b^{-1} \circ a^{-1}$.*

► **Definition 3.** The **symmetric group** S_n is the group of all bijections (one-to-one correspondences) from the set $\{1, 2, 3, \dots, n\}$ to itself. The group operation \circ is the composition of functions. Each bijection in the symmetric group is called a **permutation**. The neutral element in the symmetric group is the **identity permutation** $\sigma(x) = x$. The inverse element of a permutation σ is the inverse function σ^{-1} , also called the **inverse permutation** of σ . A permutation $\sigma \in S_n$ can be denoted by $\begin{pmatrix} 1 & 2 & 3 & \dots & n \\ \sigma(1) & \sigma(2) & \sigma(3) & \dots & \sigma(n) \end{pmatrix}$. In the present paper \circ will always be written explicitly.

► **Definition 4.** Suppose we are given $k \leq n$ different elements $x_1, \dots, x_k \in \{1, \dots, n\}$. A permutation σ given by

$$\sigma(x_1) = x_2, \quad \sigma(x_2) = x_3, \quad \sigma(x_3) = x_4, \quad \dots, \quad \sigma(x_{k-1}) = x_k, \quad \sigma(x_k) = x_1$$

and $\sigma(x) = x$ if $x \notin \{x_1, \dots, x_k\}$ is called a **k -cycle**. It is denoted $\sigma = (x_1 x_2 \dots x_k)$. A 2-cycle is also called a **transposition**.

► **Definition 5.** Let $\sigma \in S_n$ be a permutation. A pair of indices (i, j) where $1 \leq i < j \leq n$ is called an **inversion** (of the permutation σ) if $\sigma(i) > \sigma(j)$ (i.e. if the permutation inverts the order in which i and j go).

► **Definition 6.** A permutation is called **even** if it has an even number of inversions; otherwise it is called **odd**.

► **Theorem 7.** *The composition of two even permutations or two odd permutations is an even permutation. The composition of an even permutation and an odd permutation in any order is an odd permutation. A k -cycle is an odd permutation if k is even and an even permutation if k is odd. The inverse of a permutation has the same parity.*

2.2 The model

► **Definition 8.** A **space-optimal code** is an encoding function Enc from $\{0, 1, 2, \dots, 2^n - 1\}$ to the set of bit sequences of length n . Each code implicitly defines the decoding function $Dec = Enc^{-1}$ and the **increment function** $Inc(x) = Enc(Dec(x) + 1)$. We will also call such codes **counters**.

► **Definition 9.** A **decision assignment tree** (DAT) is a binary tree where each inner node specifies a single position in the code and every leaf node contains a set of changes (assignments) in the code. Execution of a DAT on an input bit sequence starts in the root node and then the next node is the left child of the current node if the bit in the specified position of the input code is 0 and the right child of the current node otherwise. When a leaf node is reached, the output is calculated by taking the input and setting the bits in the positions specified for this leaf node to the specified values.

Each DAT defines a function from bit sequences of some length to bit sequences of the same length. We will say that all the nodes visited during execution of DAT on some input (including the root and the leaf node) **handle** this input. The number of bits read is the depth of the corresponding leaf, and the number of bits written to the code is the number of assignments in the leaf.

► **Definition 10.** The set $\{0, 1\}^n$ is called an n -dimensional **hypercube**. An element of a hypercube is called a **vertex**. Every vertex has n coordinates. A k -dimensional **face** is a subset of the n -dimensional hypercube defined by specifying the values of some $n - k$ coordinates (we will call these coordinates **fixed**) and allowing all the possible combinations of values of the remaining k coordinates (we will call these coordinates **free**). Each vertex of a hypercube is a bit sequence; we will identify each vertex with the integer it represents in the standard binary notation. The order on the hypercube vertices given by comparing the vertices as integers is called the **lexicographic order**.

3 The bound and the proof outline

The main result of the present paper is: the increment function for every space-optimal code representing integers from 0 to $2^n - 1$ must read at least $\frac{n}{2}$ bits in the worst case. In other words, there is no space optimal code such that the corresponding increment function never reads more than $L(n) := \frac{n}{2} - 1$ bits.

In this section we present an informal outline of the proof. The core idea of the proof is representing the permutation specified by Inc as a composition of two permutations, *Before* and *After*, defined in terms of vertices handled by the same leaf node in the DAT implementing Inc .

Assume that for some n there is a way to encode integers such that the corresponding increment function Inc can be implemented by a DAT that reads at most $L(n)$ bits in the worst case. Without loss of generality we can consider an implementation that always reads exactly $L(n)$ bits. The increment function maps the n -dimensional hypercube into itself and can be considered as a permutation. This permutation is a cycle of length 2^n , and, therefore, an odd permutation.

We will use a representation of the increment function as a composition of two permutations, *Before* and *After*. Each leaf of the DAT implementing Inc handles some $(n - L(n))$ -dimensional face of the n -dimensional hypercube. By definition, the restriction of Inc on each of these faces changes some of the bits in the same way for all the vertices in the face.

We also know that Inc is a bijection, therefore only the fixed bits can be changed. This can be interpreted as a parallel translation of the face. The image of each of the faces in F under Inc is again a $(n - L(n))$ -dimensional face. Let F denote the set of all the faces handled by any leaf of the DAT. The set of their images, $Inc(F)$, is also a set of faces. Every vertex lies in exactly one face from F and in exactly one face from $Inc(F)$. Let's fix some order of enumeration of F , i.e. $F = \{F_0, F_1, \dots, F_{2^{n-L(n)}-1}\}$. This also defines an order on $Inc(F)$, namely, $Inc(F) = \{Inc(F_0), \dots, Inc(F_{2^{n-L(n)}-1})\}$. We can consider three orders on the hypercube: the standard lexicographic ordering; the ordering where we compare two vertices by first compare their corresponding faces in F and fall back to lexicographic order inside each face; and the ordering where we first compare the containing faces from $Inc(F)$. We can enumerate all the vertices of the hypercube according to these three orders. Enumeration in the lexicographic order is the identity permutations. The remaining two orders give non-trivial permutations; we will call them *Before* and *After*. Note that $Inc = After \circ Before^{-1}$, because the i -th vertex in the j -th face of F is by definition of F mapped to the i -th vertex of the j -th face of $Inc(F)$.

We prove that *Before* and *After* are both even. The proof is the same for both permutations. We need to calculate the number of inversions. Every face is enumerated in lexicographic order, so there can be no inversion including two vertices from the same face. When we consider two different faces, they do not intersect and therefore have to have a coordinate which is fixed in both the faces and has a different value. There have to be at least two common free coordinates between the faces if each of them has $L(n) < \frac{n}{2}$ fixed bits and at least one fixed bit position is shared. Faces with two common free coordinates have an even number of inversions using one vertex from each of the faces, because inversions where the less significant common free coordinate doesn't affect the comparison come in multiples of four (two bits in the less significant common position can be flipped at will), and those where the bits in the less significant common position matter come in the multiples of two (the coordinates in the more significant common position must match, and it doesn't matter if both are equal to zero or to one). Therefore the total number of inversions in the permutation *Before* (the same holds for the permutation *After*) is even.

But if *Before* and *After* are both even, $Inc = After \circ Before^{-1}$ has to be even. The contradiction proves that our initial assumption was wrong and the implementation of Inc has to read at least $\frac{n}{2}$ bits in the worst case.

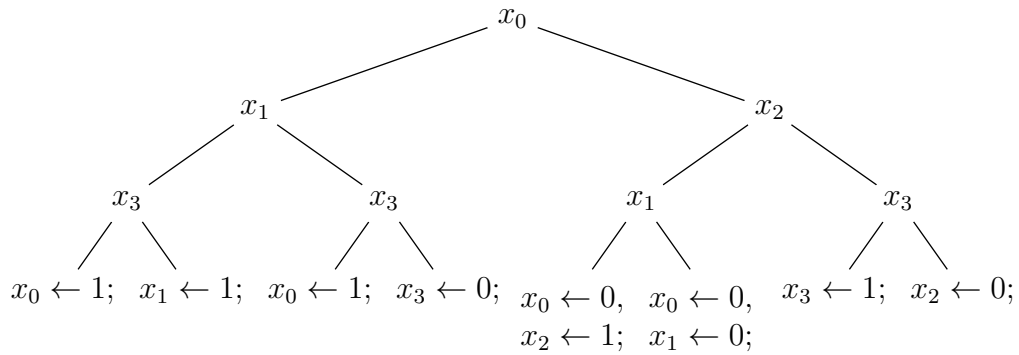
4 Defining the constructions used in the proof

To illustrate some of the notation, we will use the space-optimal integer representation from [2]. This representation was initially found by a brute-force search. Its increment function was presented as a decision assignment tree (Figure 1).

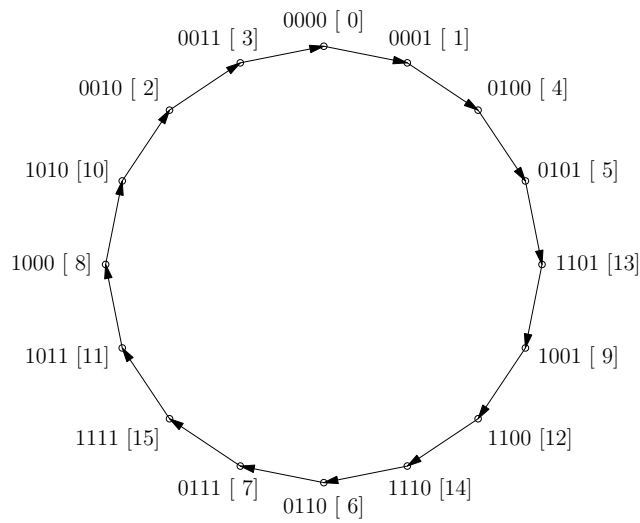
4.1 The cycle defined by the increment function

► **Observation 11.** *If the increment function can be described by a decision assignment tree (DAT), it can be represented by a DAT of the same depth with all the leaves having the same depth.*

► **Lemma 12.** *For a space-optimal representation of integers in the range $\{0, \dots, 2^n - 1\}$ the increment function is a bijection of the set of bit strings of length n . By interpreting these strings as integers using standard binary notation, we can represent the increment function as a permutation of $\{0, 1, 2, \dots, 2^n - 1\}$. This permutation is a cycle of length 2^n . This cycle is an odd permutation.*



■ **Figure 1** The decision tree from [2].



■ **Figure 2** The cycle corresponding to the example from [2].

Proof. The increment function Inc maps $Enc(2^n - 1)$ to $Enc(0)$, $Enc(0)$ to $Enc(1)$, $Enc(1)$ to $Enc(2)$, etc. $Enc(0), \dots, Enc(2^n - 1)$ are all the different binary strings of length n with each string used exactly once, so Inc is a bijection. If we interpret the bit strings as integers we get the cycle $(Enc(0) Enc(1) \dots Enc(2^n - 1))$. The cycle is an odd permutation because its length is even.

In the example from [2] the cycle is as shown in the figure. The “first” (x_0) bit from the algorithm’s explanation is used as the least significant bit. We can also write this cycle as a table of Inc function values:

code	$Inc(\text{code})$	code	$Inc(\text{code})$	code	$Inc(\text{code})$	code	$Inc(\text{code})$
0000 [0]	0001 [1]	0100 [4]	0101 [5]	1000 [8]	1010 [10]	1100 [12]	1110 [14]
0001 [1]	0100 [4]	0101 [5]	1101 [13]	1001 [9]	1100 [12]	1101 [13]	1001 [9]
0010 [2]	0011 [3]	0110 [6]	0111 [7]	1010 [10]	0010 [2]	1110 [14]	0110 [6]
0011 [3]	0000 [0]	0111 [7]	1111 [15]	1011 [11]	1000 [8]	1111 [15]	1011 [11]

The standard notation for this permutation is $(\begin{smallmatrix} 0 & 1 & 2 & 3 & 4 & 5 & 6 & 7 & 8 & 9 & 10 & 11 & 12 & 13 & 14 & 15 \\ 1 & 4 & 3 & 0 & 5 & 13 & 7 & 15 & 10 & 12 & 2 & 8 & 14 & 9 & 6 & 11 \end{smallmatrix})$, the cycle notation is (0145139121467151181023) . This permutation has 39 inversions, so it is an odd permutation. ◀

4.2 Decision assignment trees and the corresponding faces

► **Lemma 13.** *Given a DAT for a n -bit integer representation and a node of depth k , the set of all inputs handled (in the sense of Definition 9) by the chosen node is an $(n-k)$ -dimensional face.*

Proof. The proof goes by induction. The root has depth 0 and handles all the hypercube, which can be considered an n -dimensional face. A child of node of depth k has depth $k+1$; the set of vertices handled by the child node can be obtained from the set of vertices handled by the parent node by fixing the coordinate inspected in the parent node to one of the two possible values. This coordinate was a free coordinate, so we get an $(n-k-1)$ -dimensional face out of a $(n-k)$ -dimensional one. ◀

► **Lemma 14.** *If a DAT implements a bijection, every coordinate in every assignment in the leaf nodes is a fixed coordinate of the face handled by the corresponding node, i.e. this coordinate is inspected in one of the ancestor nodes of the leaf node.*

Proof. All the vertices need to have different images. Assume a leaf node handled two vertices which differ in the assigned coordinate. This leaf node would handle some face containing both vertices, and this face would also contain some two vertices that differ *only* in the assigned coordinate. But these two latter vertices would have the same image, and this is not allowed. ◀

► **Lemma 15.** *If a DAT implements a bijection, the image of the face handled by a leaf node is a translation of this face. In particular, the image is also a face of the hypercube.*

Proof. Changing some of the fixed coordinates of a face performs a parallel translation. ◀

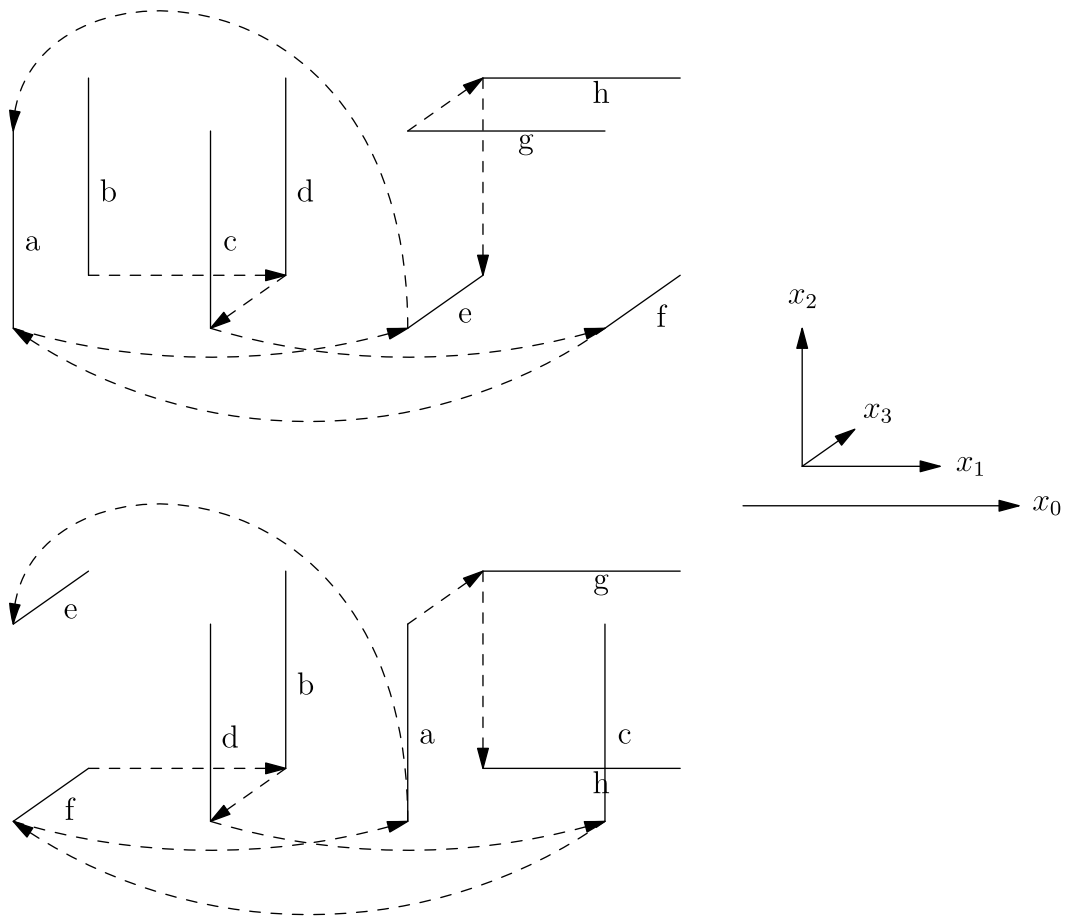
We will now illustrate how the faces are moved. The 4-bit counter using 3 reads for every increment corresponds to a 4-dimensional hypercube. It is more convenient to draw it as two 3-dimensional cubes side by side (so the extra coordinate is projected to the vector proportionate to the projection of the first coordinate). In this case the faces corresponding to the decision assignment tree (DAT) leaves are 1-dimensional faces. We will represent the faces corresponding to the DAT leaves by solid lines. Both pictures use the same set of arrows to represent the movement of the faces. The top picture shows the faces before the moves, and the bottom picture shows the faces after the moves.

We can list the vertices by face. Initially they are split in the following way:

face	vertices	vertices (decimal)	face	vertices	vertices (decimal)
a	0000 and 0100	0 and 4	e	0001 and 1001	1 and 9
b	1000 and 1100	8 and 12	f	0011 and 1011	3 and 11
c	0010 and 0110	2 and 6	g	0101 and 0111	5 and 7
d	1010 and 1110	10 and 14	h	1101 and 1111	13 and 15

and after the faces are moved we get a new split:

face	vertices	vertices (decimal)	face	vertices	vertices (decimal)
a	0001 and 0101	1 and 5	e	0100 and 1100	4 and 12
b	1010 and 1110	10 and 14	f	0000 and 1000	0 and 8
c	0011 and 0111	3 and 7	g	1101 and 1111	13 and 15
d	0010 and 0110	2 and 6	h	1001 and 1011	9 and 11



■ **Figure 3** The translations corresponding to the counter from [2]; two pictures show the positions of the 1-dimensional “faces” before and after applying the increment operation.

4.3 Enumerating the faces and the vertices

Assume we have a balanced DAT implementing the increment function Inc for a space-optimal integer representation. Each leaf handles the vertices forming a face, these faces are disjoint, have the same dimension and cover the entire hypercube. The Inc -images of these faces are again disjoint faces of the same dimension covering the entire hypercube. We need to choose some order on the faces handled by different leaves; it is not important which order we use so we will use the order of leaves in the DAT.

► **Definition 16.** Let F_i denote the i -th face in the chosen order.

► **Definition 17.** Let Inc be a permutation implemented by a balanced DAT of depth l . The *Before* permutation is the enumeration of all the vertices in the hypercube by first enumerating all the vertices in F_0 in the lexicographic order, then all the vertices in F_1 , etc. In general, the j -th vertex in the lexicographic order on the face F_i will have the number $i \times 2^l + j$. We could write $Before(i \times 2^l + j) = F_i[j]$. The *After* permutation is defined in a similar way with the j -th vertex in the face $Inc(F_j)$ having the number $i \times 2^l + j$.

► **Lemma 18.** The Inc permutation is the composition of permutations $Before^{-1}$ and $After$, i.e. $Inc = After \circ Before^{-1}$. This can also be written as $\forall k \in \{0, \dots, 2^n - 1\} : Inc(Before(k)) = After(k)$.

Proof. Let k be represented as $i \times 2^l + j$. We have $Inc(Before(k)) = Inc(Before(i \times 2^l + j)) = Inc(F_i[j]) = Inc(F_i)[j] = After(i \times 2^l + j) = After(k)$ (the j -th element in the i -th face gets translated together with the entire face).

For the example algorithm the $Before(\cdot)$ numbering is:

$$\begin{pmatrix} 0000 & 0001 & 0010 & 0011 & 0100 & 0101 & 0110 & 0111 & 1000 & 1001 & 1010 & 1011 & 1100 & 1101 & 1110 & 1111 \\ 0000 & 0100 & 1000 & 1100 & 0010 & 0110 & 1010 & 1110 & 0001 & 1001 & 0011 & 1011 & 0101 & 0111 & 1101 & 1111 \end{pmatrix}$$

in binary, or $\begin{pmatrix} 0 & 1 & 2 & 3 & 4 & 5 & 6 & 7 & 8 & 9 & 10 & 11 & 12 & 13 & 14 & 15 \\ 1 & 5 & 10 & 14 & 3 & 7 & 2 & 6 & 4 & 12 & 0 & 8 & 13 & 15 & 9 & 11 \end{pmatrix}$ in decimal notation. The $After$ numbering is

$$\begin{pmatrix} 0000 & 0001 & 0010 & 0011 & 0100 & 0101 & 0110 & 0111 & 1000 & 1001 & 1010 & 1011 & 1100 & 1101 & 1110 & 1111 \\ 0001 & 0101 & 1010 & 1110 & 0011 & 0111 & 0010 & 0110 & 0100 & 1100 & 0000 & 1000 & 1101 & 1111 & 1001 & 1011 \end{pmatrix}$$

or $\begin{pmatrix} 0 & 1 & 2 & 3 & 4 & 5 & 6 & 7 & 8 & 9 & 10 & 11 & 12 & 13 & 14 & 15 \\ 1 & 5 & 10 & 14 & 3 & 7 & 2 & 6 & 4 & 12 & 0 & 8 & 13 & 15 & 9 & 11 \end{pmatrix}$. We first enumerate the two vertices in the a face, then the two vertices in the b face, etc. using the positions of the faces before and after the move, respectively. We can see that the $Before$ permutation is odd and the $After$ permutation is even. As the example algorithm reads more than a half of all the bits, getting an odd permutation is possible.

As an illustration, 10 is the first vertex in the d face before the translation of the face by the increment function, $Inc(10) = 2$. The first vertex in the face d (the fourth face) has number 6 in the $Before$ ordering; we see that $Before^{-1}(10) = 6$. After the shift the first vertex in the face d is 2. We see that $After(6) = 2$ and $Inc(10) = After(Before^{-1}(10)) = (After \circ Before^{-1})(10) = 2$. ◀

5 Calculating the parity of the permutations

Both of the permutations $Before$ and $After$ are specified in the same way, by cutting the hypercube into faces and enumerating the faces. It is now sufficient to show that any permutation specified in that way is even if the faces have no more than $L(n) = \frac{n}{2} - 1$ fixed coordinates. We will prove that the $After$ permutation is even; exactly the same proof will work for the $Before$ permutation.

5.1 Faces and the inversions

Recall that an inversion of a permutation σ is a pair of numbers $x < y$ such that $\sigma(x) > \sigma(y)$.

► **Lemma 19.** *There are no inversions of the permutation $After$ such that $After(x)$ and $After(y)$ are in the same face.*

Proof. If $After(x)$ and $After(y)$ are in the same face and $x < y$ then x has a lower number inside the face than y . But the face is enumerated in the lexicographic order, so $After(x) < After(y)$. ◀

► **Lemma 20.** *Consider two faces, $Inc(F_i)$ and $Inc(F_{i'})$ such that $i < i'$. The number of inversions such that $After(x) \in Inc(F_i)$ and $After(y) \in Inc(F_{i'})$ is even.*

► **Note 21.** If $i > i'$ then there are no inversions because x would always be larger than y .

Proof. Note that the vertices are enumerated face-by-face, so the condition that $After(x) \in Inc(F_i)$ and $After(y) \in Inc(F_{i'})$ guarantees $x < y$. Every vertex in each face has exactly one number, so we can just count the number of pairs (u, v) where $u \in Inc(F_i)$ and $v \in Inc(F_{i'})$ and $u > v$. We will use the assumption that each of the faces has $L(n) = \frac{n}{2} - 1$ fixed coordinates. This means that no more than $n - 2$ coordinates are fixed in any of the two

faces. Therefore there are at least two coordinates that are free for both faces. We can write the faces' coordinates one on top of the other one: $\begin{smallmatrix} 0 & 0 & * & \dots \\ 0 & * & 1 & \dots \end{smallmatrix}$. Let us consider the least significant of the common free coordinates and call it p .

We will split all the pairs (u, v) into two groups based on the number of coordinates that have to be checked to perform a lexicographic comparison if we read from the most significant bit. Either it is enough to read only some of the coordinates that are more significant than p , or we need to read the coordinate p and maybe some more.

(1) The number of pairs of codes where the comparison can be made without considering the bits on the position p (and less significant positions) is even, because half of these codes have 0 in the first face on the position p and the other half have 1.

(2) If we have to consider the bits in the position p , the bits in every more significant common position must be equal. There is an even number of such pairs because changing a pair of bits in the same position from 0, 0 to 1, 1 doesn't affect the comparison.

We have split all the pairs with $u > v$ into two even-sized sets, as we have to consider either only bits more significant than the position p or the bits including position p . Therefore the total number of such pairs is even.

This finishes the proof that the number of inversions containing two vertices in the two given faces is even. ◀

5.2 Summarizing the inversion counts

► **Lemma 22.** *The After permutation (and the Before permutation) for a Inc function represented by a DAT of depth less than $\frac{n}{2}$ are even.*

Proof. In the previous subsection we have proven that every inversion of the *After* permutation has to include elements from different faces (Lemma 19). We have also proven that for every pair of faces the number of inversions represented by their elements is even (Lemma 20). If we sum the inversions for all the pairs of faces we get all the inversions of the permutation. Therefore the number of inversions of the permutation is even. ◀

Now we can prove the main theorem.

► **Theorem 23.** *The increment function for every space-optimal binary code representing integers from 0 to $2^n - 1$ must read at least $\frac{n}{2}$ bits in the worst case. In other words, there is no space optimal binary code such that the corresponding increment function never reads more than $L(n) := \frac{n}{2} - 1$ bits.*

Proof. If there is an increment function for a space-optimal binary integer representation reading at most $L(n)$ bits in the worst case, the corresponding *Before* and *After* permutation would both be even. Then the *Inc* function would be an even permutation. But the increment function for a space-optimal binary integer representation has to be a cycle of length 2^n , i.e. an odd permutation. The contradiction proves that our assumption was impossible. ◀

6 Handling a weaker definition of increment

Our definition of increment assumed that incrementing the largest value always yields zero. This requirement can be removed from the definition.

► **Theorem 24.** *Consider an increment procedure for a space-optimal integer representation that correctly handles all the possible values except the maximum and always leaves at least two bits unread. Such a procedure always maps the encoding of the maximum value to the encoding of zero.*

Proof. Let n denote the total amount of bits in the code. Let us assume that the increment procedure applied to the maximum values doesn't yield zero. Let k denote a position where the encoding of zero and the result of incrementing the encoding of the maximum value differ. Without loss of generality we can assume that the encoding of zero has 0 at the position k and the value $a = \text{Inc}(\text{Enc}(2^n - 1))$ has 1 at the position k .

Let us count the vertices x such that $\text{Inc}(x)$ has the value 1 at the position k . Almost all vertices have exactly one preimage, $\text{Enc}(0)$ has no preimages and a has 2 preimages, so the answer should be $2^{n-1} + 1$. On the other hand, a face corresponding to a vertex of the DAT can have no, all or half of its vertices in the set, depending on the orientation; in any case this is an even number and the total sum has to be an even number.

The contradiction proves that our assumption is false and incrementing the maximum values has to yield zero as the result. ◀

7 Future directions

Minor tweaks of the presented proof allow to extend the result to cover nondeterministic increment procedures. For $n > 10$ the same bound can be proven even if we allow arbitrary changes of the inspected bits together with an arbitrary reversible linear transformation of the unread bits in every leaf node of a DAT.

Closing the gap between the $\frac{n}{2}$ lower bound and $n - 1$ upper bound remains an open problem. Our conjecture is that the true value is $n - o(n)$.

Acknowledgements. I am grateful to Gerth Brodal for attracting attention to this problem and his help with editing the present paper. I am extremely grateful to Gudmund Frandsen for a lot of useful discussions and the efforts he has spent on reading multiple draft versions of this proof. I am grateful to the anonymous reviewers of this and previous versions of the present paper for their valuable advice regarding presentation. I am grateful to an anonymous reviewer for the suggestion that the existence of common fixed coordinates for disjoint faces improves the bound by one; and for the suggestion that the image of the maximum element can be proven to be zero even if this assumption is not included in the definition.

References

- 1 Prosenjit Bose, Paz Carmi, Dana Jansens, Anil Maheshwari, Pat Morin, and Michiel H. M. Smid. Improved methods for generating quasi-gray codes. In *Algorithm Theory – SWAT 2010, 12th Scandinavian Symposium and Workshops on Algorithm Theory, Bergen, Norway, June 21-23, 2010. Proceedings*, pages 224–235, 2010. doi:10.1007/978-3-642-13731-0_22.
- 2 Gerth Stølting Brodal, Mark Greve, Vineet Pandey, and Srinivasa Rao Satti. Integer representations towards efficient counting in the bit probe model. *J. Discrete Algorithms*, 26:34–44, 2014. doi:10.1016/j.jda.2013.11.001.
- 3 Amr Elmasry and Jyrki Katajainen. In-place binary counters. In *Mathematical Foundations of Computer Science 2013 – 38th International Symposium, MFCS 2013, Klosterneuburg, Austria, August 26-30, 2013. Proceedings*, pages 349–360, 2013. doi:10.1007/978-3-642-40313-2_32.
- 4 Gudmund Skovbjerg Frandsen, Peter Bro Miltersen, and Sven Skyum. Dynamic word problems. *J. ACM*, 44(2):257–271, 1997. doi:10.1145/256303.256309.
- 5 Michael L. Fredman. Observations on the complexity of generating quasi-gray codes. *SIAM J. Comput.*, 7(2):134–146, 1978. doi:10.1137/0207012.

88:12 A Linear Lower Bound for Incrementing a Space-Optimal Integer Representation

- 6 F. Gray. Pulse code communication, March 17 1953. US Patent 2,632,058. URL: <https://www.google.com/patents/US2632058>.
- 7 N. Lauritzen. *Concrete Abstract Algebra: From Numbers to Gröbner Bases*. Concrete Abstract Algebra: From Numbers to Gröbner Bases. Cambridge University Press, 2003.
- 8 M. Ziaur Rahman and J. Ian Munro. Integer representation and counting in the bit probe model. *Algorithmica*, 56(1):105–127, 2010. doi:10.1007/s00453-008-9247-2.