

TDOC
ZTA245.7
B873
no. 1621



Texas Agricultural Extension Service
The Texas A&M University System

B-1621


Texas Livestock Prices & Statistics

TEXAS STATE DEPOSITORY

LIBRARY
TEXAS A&M UNIVERSITY

OCT 28 1996

TEXAS STATE
DOCUMENTS



Texas Agricultural Extension Service • Zerle L. Carpenter, Director
The Texas A&M University System • College Station, Texas

[Blank Page in Original Bulletin]

Texas Livestock Prices and Statistics

June 1996

Prepared by

Texas Agricultural Extension Service

Ernest E. Davis
Professor & Extension Economist
Livestock Marketing

Shari L. Popp
Extension Assistant
Livestock Marketing

Appreciation is expressed to the following contributors of data series:

Texas Livestock Market News
Port City Stockyards
San Angelo Market News Service
Amarillo Market News Service
United States Department of Agriculture
Livestock Marketing Information Center
Livestock & Grain Market News

Texas Agricultural Statistics Service
Ranch Magazine
San Antonio Market News Service
Farm Service Agency
Texas Department of Agriculture
Livestock Weekly

And to: Jennifer A. Stanford for her many hours of tracking down new and alternative data and data sources.

[Blank Page in Original Bulletin]

TABLE OF CONTENTS

| | Page |
|---|-----------|
| INTRODUCTION | 9 |
| SECTION I. U.S. AND TEXAS CASH RECEIPTS | 11 |
| Cash Receipts for Cattle & Calves, 1958-1995 | 13 |
| Cash Receipts for Hogs & Pigs, 1958-1995 | 14 |
| Cash Receipts for Sheep & Lambs, 1958-1995 | 15 |
| Value of Wool, 1958-1995 | 16 |
| Texas Value of Mohair, 1958-1995 | 17 |
| SECTION II. U.S. AND TEXAS INVENTORY AND IMPORTS/EXPORT NUMBERS | 19 |
| U.S. Cattle & Calves Inventory Numbers, January 1, 1958-1996 | 21 |
| Texas Cattle & Calves Inventory Numbers, January 1, 1958-1996 | 22 |
| Texas Hogs & Pigs Inventory Numbers, December 1, Previous Year, 1958-1996 | 23 |
| U.S. Hogs & Pigs Inventory Numbers, December 1, 1958-1995 | 23 |
| Texas Sheep & Lambs Inventory Numbers, January 1, 1958-1996 | 24 |
| U.S. Sheep & Lambs Inventory Numbers, January 1, 1958-1996 | 24 |
| Texas All Goats Inventory Numbers, January 1, 1958-1996 | 25 |
| Texas Angora Goats Inventory Numbers, January 1, 1989-1996 | 25 |
| U.S. Livestock Exports, 1971-1995 | 26 |
| Texas Livestock Exports, 1978-1995 | 26 |
| U.S. Livestock Imports, 1971-1995 | 27 |
| U.S. Meat Exports, 1971-1995 | 27 |
| U.S. Meat Imports, 1971-1995 | 28 |
| SECTION III. U.S. AND TEXAS LIVESTOCK SLAUGHTER AND BEEF, PORK, WOOL AND MOHAIR PRODUCTION | 29 |
| U.S. Commercial Cattle Slaughter, 1958-1995 | 31 |
| Texas Commercial Cattle Slaughter, 1958-1995 | 32 |
| U.S. Commercial Calf Slaughter, 1958-1995 | 33 |
| Texas Commercial Calf Slaughter, 1958-1995 | 34 |
| U.S. Commercial Hog Slaughter, 1958-1995 | 35 |
| Texas Commercial Hog Slaughter, 1958-1995 | 36 |
| U.S. Commercial Sheep and Lamb Slaughter, 1958-1995 | 37 |
| Texas Commercial Sheep and Lamb Slaughter, 1958-1995 | 38 |
| U.S. Commercial Beef Production, 1979-1995 | 39 |
| U.S. Commercial Pork Production, 1979-1995 | 39 |
| Texas Wool Production, 1958-1995 | 40 |
| U.S. Wool Production, 1958-1995 | 40 |
| Texas Average Wool Yield, 1958-1995 | 41 |
| U.S. Average Wool Yield, 1958-1995 | 41 |
| Texas Mohair Production, 1958-1995 | 42 |
| Texas Average Mohair Yield, 1958-1995 | 42 |

TABLE OF CONTENTS
(cont.)

| | Page |
|---|-------------|
| SECTION IV. PRICES AND SEASONAL PRICE INDICES | 43 |
| A. Fed Cattle Prices | 49 |
| Amarillo Direct Fed Steers, 1100-1300 lbs | 51 |
| Amarillo Direct Fed Steers, 900-1100 lbs | 52 |
| Amarillo Direct Fed Heifers, 900-1100 lbs | 53 |
| B. Feeder Cattle and Calf Prices | 55 |
| Amarillo Feeder Steers, 300-400 lbs | 57 |
| Amarillo Feeder Heifers, 300-400 lbs | 58 |
| Amarillo Feeder Steers, 400-500 lbs | 59 |
| Amarillo Feeder Steers, 500-600 lbs | 60 |
| Amarillo Feeder Heifers, 500-600 lbs | 61 |
| Amarillo Feeder Steers, 600-700 lbs | 62 |
| Amarillo Feeder Steers, 700-800 lbs | 63 |
| San Angelo Feeder Heifers, 300-400 lbs | 64 |
| San Angelo Feeder Steers, 400-500 lbs | 65 |
| San Angelo Feeder Heifers, 500-600 lbs | 66 |
| San Angelo Feeder Steers, 600-700 lbs | 67 |
| San Antonio Feeder Steers, 300-400 lbs | 68 |
| San Antonio Feeder Heifers, 300-400 lbs | 69 |
| San Antonio Feeder Steers, 500-600 lbs | 70 |
| San Antonio Feeder Heifers, 500-600 lbs | 71 |
| Sealy Feeder Steers, 300-400 lbs | 72 |
| Sealy Feeder Steers, 400-500 lbs | 73 |
| North East Texas Feeder Steers, 300-400 lbs | 74 |
| North East Texas Feeder Steers, 500-600 lbs | 75 |
| C. Steer Minus Heifer Prices | 77 |
| Amarillo 900-1100 lbs., Fed Steers minus Heifers | 79 |
| Amarillo 300-400 lbs., Feeder Steers minus Heifers | 80 |
| Amarillo 500-600 lbs., Feeder Steers minus Heifers | 81 |
| San Antonio 300-400 lbs., Feeder Steers minus Heifers | 82 |
| San Antonio 500-600 lbs., Feeder Steers minus Heifers | 83 |
| D. Slaughter Cow and Bull Prices | 85 |
| Amarillo Cows, Utility 2-3 | 87 |
| Amarillo Cows, Cutter 1-2 | 88 |
| San Angelo Cows, Utility 2-3 | 89 |
| San Angelo Cows, Cutter 1-2 | 90 |
| San Antonio Cows, Utility 1-3 | 91 |
| San Antonio Cows, Cutter 1-2 | 92 |
| San Antonio Bulls | 93 |
| Sealy Cows, Utility 1-3 | 94 |
| Sealy Cows, Cutter 1-2 | 95 |
| Sealy Cows, Canner | 96 |

TABLE OF CONTENTS
(cont.)

| | Page |
|---|-------------|
| E. Sheep, Goat, Wool and Mohair Prices | 97 |
| San Angelo Choice Slaughter Lambs, 90-115 lbs | 99 |
| San Angelo Choice Feeder Lambs, 55-90 lbs | 100 |
| San Angelo Good Slaughter Ewes, 80-130 lbs | 101 |
| Angora Goats, Choice Young Mutton | 102 |
| Angora Goats, Aged Muttons | 103 |
| Angora Goats, Aged Nannies | 104 |
| Spanish Goats, Fat Mutton & Billies | 105 |
| Spanish Goats, Yearling Mutton | 106 |
| Spanish Goats, Fat Nannies | 107 |
| Spanish Goats, Stocker Nannies | 108 |
| Spanish Goats, Big Kids | 109 |
| Spanish Goats, Small & Medium Kids | 110 |
| Texas Mohair, Average Prices & Incentive Payments | 111 |
| Texas Wool, Average Prices & Incentive Payments | 112 |
| F. Hogs and Pigs Prices | 113 |
| San Antonio Barrows and Gilts | 115 |
| Brenham Feeder Pigs, Grade 2 | 116 |
| Brenham Feeder Pigs, Grade 3 | 117 |
| Brenham Feeder Pigs, Grade 4 | 118 |
| Brenham Feeder Pigs, Grade Light | 119 |
| Brenham Feeder Pigs, Grade Heavy | 120 |
| Brenham Feeder Pigs, Ungraded | 121 |

[Blank Page in Original Bulletin]

Introduction

Agriculture is Texas' second largest production industry and one of the major industries contributing to the economic activity of the state. Cash receipts received from Texas' agricultural commodities amount to over \$12 billion per year, with the total impact on the Texas economy being measured at 3 times that amount. Meat animals and meat animal products contribute over 50 percent of the state's annual agricultural cash receipts.

It is critical not only to the state's livestock producers, but to the state's entire economy, that information on production and price trends will be available for production planning and marketing/pricing strategies. Also, as more agricultural managers become computerized decision makers, their need for historical and current data will increase. This publication has been developed with those needs in mind.

This publication represents the largest and most complete source of data pertinent to the meat animal and meat animal products industry of Texas. It contains annual economic activity measured as cash receipts for cattle and calves, sheep and lambs, hogs and pigs and wool and mohair. Beginning years' inventories are listed for 1958 forward. Monthly and annual livestock slaughter and annual wool and mohair production levels are included from 1958 to present. Texas market prices for cattle and calves, sheep and lambs, goats, wool and mohair, and hogs and pigs are listed from major markets. Seasonal price indexes are calculated and plotted for each price series. In many cases strong and consistent seasonal price patterns are found to exist.

The information provided in this publication is intended to assist livestock producers and lenders in estimating cash receipts and cash flows given certain inventory levels and expected monthly and annual supply situations. This information should also be of importance to agribusinesses servicing the livestock sector. It should allow them to estimate production levels, given beginning inventories. It should provide them some expectations of price levels and producer incomes, given the associated production levels. All of this should assist the supporting agribusiness firms in estimating monthly or annual demand for their goods and services.

Market prices reported in this publication were selected from the markets that are reported by the Texas Department of Agriculture and USDA Livestock Market News reporting service. Those markets having the longest historical basis were selected so both historical and recent seasonally price patterns could be shown. If there is enough demand and price information available, we will gladly add other markets in future annual updates of the publication. Suggestions for additional data sets will be taken under serious consideration.

[Blank Page in Original Bulletin]

TEXAS CASH RECEIPTS FOR CATTLE & CALVES
1954-1988




TEXAS CASH RECEIPTS FOR CATTLE & CALVES, 1954-1988
1000 dollars

| YEAR | YEAR | YEAR | YEAR | YEAR | YEAR |
|------|--------|------|---------|------|---------|
| 1954 | 685025 | 1965 | 3771751 | 1972 | 3603794 |
| 1955 | 801371 | 1966 | 317484 | 1973 | 3711704 |
| 1956 | 851370 | 1967 | 344232 | 1974 | 3441783 |
| 1957 | 846273 | 1968 | 341440 | 1975 | 2758177 |
| 1958 | 874821 | 1969 | 320786 | 1976 | 3001781 |
| 1959 | 872887 | 1970 | 324735 | 1977 | 3201781 |
| 1960 | | 1971 | 3271781 | 1978 | 3201781 |

SECTION I UNITED STATES AND TEXAS CASH RECEIPTS

U.S. CASH RECEIPTS FOR CATTLE & CALVES
1954-1988



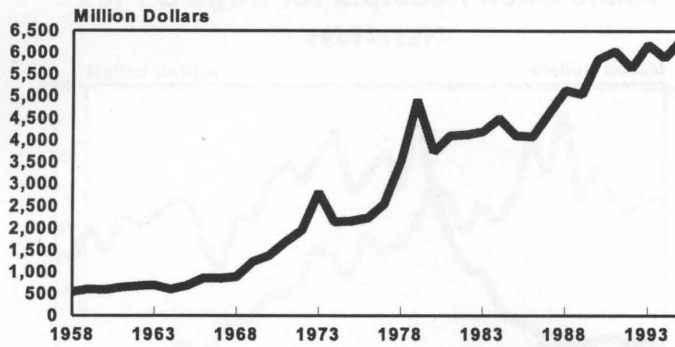
U.S. CASH RECEIPTS FOR CATTLE & CALVES, 1954-1988
1000 dollars

| YEAR | YEAR | YEAR | YEAR | YEAR | YEAR |
|------|---------|------|----------|------|----------|
| 1954 | 7327653 | 1965 | 2841773 | 1972 | 18215004 |
| 1955 | 7833785 | 1966 | 10429577 | 1973 | 27386217 |
| 1956 | 7370531 | 1967 | 10510983 | 1974 | 17643773 |
| 1957 | 7852890 | 1968 | 11762632 | 1975 | 17526178 |
| 1958 | 8182189 | 1969 | 12271611 | 1976 | 18291897 |
| 1959 | 7913474 | 1970 | 13891776 | 1977 | 20225347 |
| 1960 | 7784046 | 1971 | 14391804 | 1978 | 28249127 |
| | | | | 1979 | 36031962 |
| | | | | 1980 | 35831781 |
| | | | | 1981 | 36037807 |
| | | | | 1982 | 36037807 |
| | | | | 1983 | 36037807 |
| | | | | 1984 | 36037807 |
| | | | | 1985 | 36037807 |
| | | | | 1986 | 36037807 |
| | | | | 1987 | 36037807 |
| | | | | 1988 | 36037807 |

[Blank Page in Original Bulletin]

Texas Cash Receipts for Cattle & Calves

1958-1995



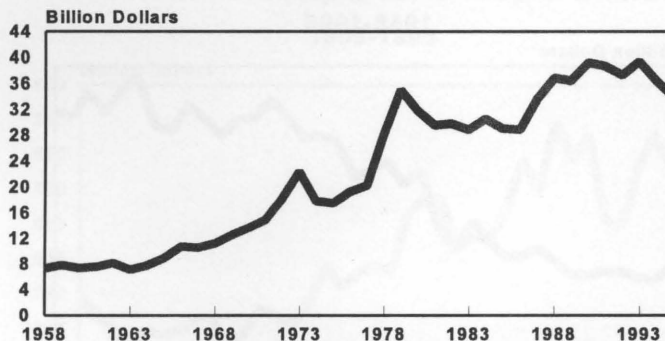
TEXAS CASH RECEIPTS FOR CATTLE & CALVES, 1958-1995

1000 dollars

| YEAR | YEAR | YEAR | YEAR | YEAR | YEAR | | | | | | |
|------|--------|------|---------|------|---------|------|---------|------|---------|------|---------|
| 1958 | 545926 | 1965 | 693581 | 1972 | 1969795 | 1979 | 4913992 | 1986 | 4081488 | 1993 | 6188563 |
| 1959 | 603372 | 1966 | 857551 | 1973 | 2811225 | 1980 | 3944752 | 1987 | 4616602 | 1994 | 5882207 |
| 1960 | 591266 | 1967 | 854658 | 1974 | 2140789 | 1981 | 4098218 | 1988 | 5136290 | 1995 | 6295596 |
| 1961 | 646553 | 1968 | 891647 | 1975 | 2166882 | 1982 | 4125911 | 1989 | 5049760 | | |
| 1962 | 674131 | 1969 | 1244266 | 1976 | 2236582 | 1983 | 4193111 | 1990 | 5855497 | | |
| 1963 | 697887 | 1970 | 1381788 | 1977 | 2547265 | 1984 | 4498916 | 1991 | 6033774 | | |
| 1964 | 603207 | 1971 | 1700137 | 1978 | 3511779 | 1985 | 4103598 | 1992 | 5644620 | | |

U.S. Cash Receipts for Cattle & Calves

1958-1995



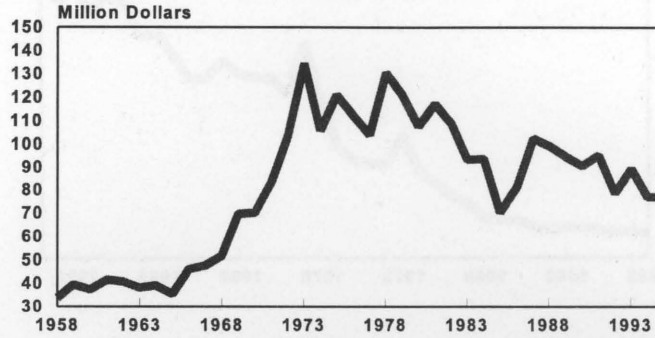
U.S. CASH RECEIPTS FOR CATTLE & CALVES, 1958-1995

1000 dollars

| YEAR | YEAR | YEAR | YEAR | YEAR | YEAR | | | | | | |
|------|---------|------|----------|------|----------|------|----------|------|----------|------|----------|
| 1958 | 7321653 | 1965 | 8941775 | 1972 | 18236654 | 1979 | 35024950 | 1986 | 28865089 | 1993 | 39361709 |
| 1959 | 7833705 | 1966 | 10429677 | 1973 | 22336212 | 1980 | 31827906 | 1987 | 33583325 | 1994 | 36394806 |
| 1960 | 7370531 | 1967 | 10549863 | 1974 | 17843774 | 1981 | 29537848 | 1988 | 36854804 | 1995 | 33983198 |
| 1961 | 7559860 | 1968 | 11263932 | 1975 | 17520176 | 1982 | 29813318 | 1989 | 36429167 | | |
| 1962 | 8182185 | 1969 | 12571611 | 1976 | 19293597 | 1983 | 28864375 | 1990 | 39191819 | | |
| 1963 | 7113174 | 1970 | 13691776 | 1977 | 20225347 | 1984 | 30588872 | 1991 | 38696618 | | |
| 1964 | 7784946 | 1971 | 14985864 | 1978 | 28248127 | 1985 | 29002301 | 1992 | 37272292 | | |

Texas Cash Receipts for Hogs & Pigs

1958-1995

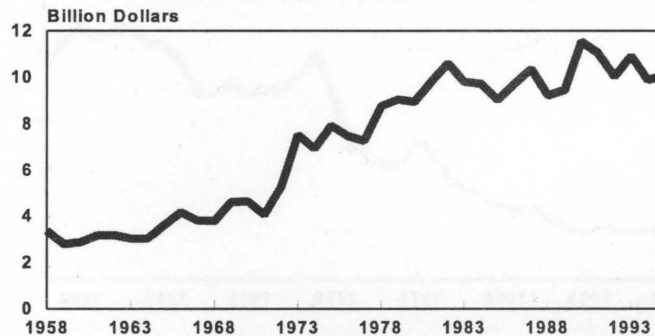


TEXAS CASH RECEIPTS FOR HOGS & PIGS, 1958-1995
1000 dollars

| YEAR | YEAR | YEAR | YEAR | YEAR | YEAR | | | | | | |
|------|-------|------|-------|------|--------|------|--------|------|--------|------|-------|
| 1958 | 33742 | 1965 | 35490 | 1972 | 103675 | 1979 | 120948 | 1986 | 81028 | 1993 | 89367 |
| 1959 | 39561 | 1966 | 46216 | 1973 | 134359 | 1980 | 107609 | 1987 | 102331 | 1994 | 76838 |
| 1960 | 37421 | 1967 | 47643 | 1974 | 105811 | 1981 | 117164 | 1988 | 99144 | 1995 | 76963 |
| 1961 | 41598 | 1968 | 51919 | 1975 | 121036 | 1982 | 108679 | 1989 | 94587 | | |
| 1962 | 40747 | 1969 | 69622 | 1976 | 112256 | 1983 | 93268 | 1990 | 90501 | | |
| 1963 | 38128 | 1970 | 70977 | 1977 | 103990 | 1984 | 93569 | 1991 | 95155 | | |
| 1964 | 39133 | 1971 | 83312 | 1978 | 130433 | 1985 | 70299 | 1992 | 78508 | | |

U.S. Cash Receipts for Hogs & Pigs

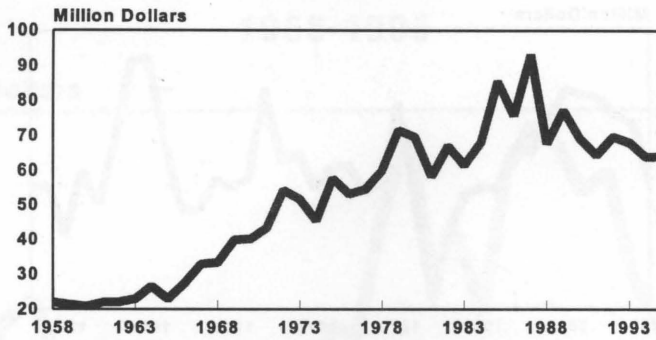
1958-1995



U.S. CASH RECEIPTS FOR HOGS & PIGS, 1958-1995
1000 dollars

| YEAR | YEAR | YEAR | YEAR | YEAR | YEAR | | | | | | |
|------|---------|------|---------|------|---------|------|----------|------|----------|------|----------|
| 1958 | 3366859 | 1965 | 3607520 | 1972 | 5246914 | 1979 | 9039678 | 1986 | 9734409 | 1993 | 10910817 |
| 1959 | 2783899 | 1966 | 4169060 | 1973 | 7529002 | 1980 | 8942539 | 1987 | 10336628 | 1994 | 9882641 |
| 1960 | 2864880 | 1967 | 3809203 | 1974 | 6946761 | 1981 | 9794285 | 1988 | 9221199 | 1995 | 10073641 |
| 1961 | 3152383 | 1968 | 3777013 | 1975 | 7916425 | 1982 | 10658841 | 1989 | 9454053 | | |
| 1962 | 3161521 | 1969 | 4586965 | 1976 | 7487676 | 1983 | 9790233 | 1990 | 11525451 | | |
| 1963 | 3033284 | 1970 | 4619946 | 1977 | 7281364 | 1984 | 9701349 | 1991 | 11036132 | | |
| 1964 | 3033518 | 1971 | 4045843 | 1978 | 8753229 | 1985 | 9033241 | 1992 | 10016153 | | |

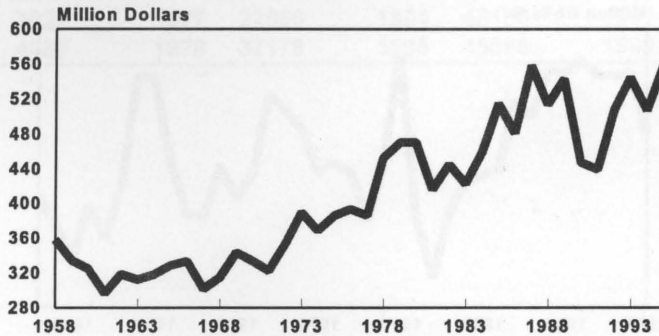
**Texas Cash Receipts for Sheep & Lambs
1958-1995**



TEXAS CASH RECEIPTS FOR SHEEP & LAMBS, 1958-1995
1000 dollars

| YEAR | YEAR | YEAR | YEAR | YEAR | YEAR |
|------------|------------|------------|------------|------------|------------|
| 1958 22051 | 1965 22944 | 1972 54333 | 1979 71439 | 1986 75765 | 1993 68032 |
| 1959 21384 | 1966 27481 | 1973 51700 | 1980 69528 | 1987 93207 | 1994 63917 |
| 1960 20843 | 1967 32811 | 1974 45455 | 1981 58358 | 1988 67786 | 1995 64082 |
| 1961 21928 | 1968 33292 | 1975 57707 | 1982 67058 | 1989 77233 | |
| 1962 22061 | 1969 39803 | 1976 53216 | 1983 61574 | 1990 69072 | |
| 1963 22925 | 1970 40058 | 1977 54537 | 1984 68126 | 1991 64464 | |
| 1964 26527 | 1971 43424 | 1978 60051 | 1985 85527 | 1992 69718 | |

**U.S. Cash Receipts for Sheep & Lambs
1958-1995**

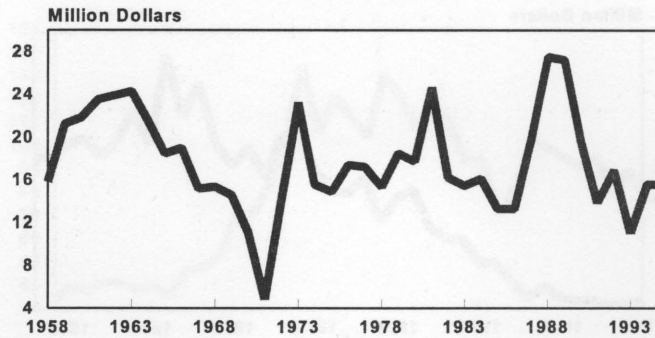


U.S. CASH RECEIPTS FOR SHEEP & LAMBS, 1958-1995
1000 dollars

| YEAR | YEAR | YEAR | YEAR | YEAR | YEAR |
|-------------|-------------|-------------|-------------|-------------|-------------|
| 1958 358069 | 1965 328609 | 1972 353803 | 1979 470387 | 1986 481275 | 1993 544219 |
| 1959 334443 | 1966 333624 | 1973 389585 | 1980 470782 | 1987 558067 | 1994 507133 |
| 1960 325107 | 1967 301660 | 1974 368747 | 1981 416081 | 1988 513421 | 1995 558959 |
| 1961 297006 | 1968 315180 | 1975 385804 | 1982 445134 | 1989 542923 | |
| 1962 318862 | 1969 343431 | 1976 393101 | 1983 422828 | 1990 447274 | |
| 1963 312367 | 1970 333746 | 1977 386372 | 1984 459687 | 1991 439250 | |
| 1964 318176 | 1971 322982 | 1978 452935 | 1985 514471 | 1992 507458 | |

Texas Value of Wool

1958-1995

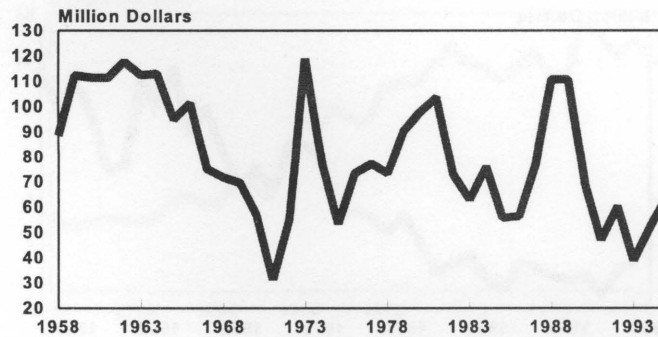


TEXAS VALUE OF WOOL, 1958-1995
1000 dollars

| YEAR | YEAR | YEAR | YEAR | YEAR | YEAR | | | | | | |
|------|-------|------|-------|------|-------|------|-------|------|-------|------|-------|
| 1958 | 15788 | 1965 | 18499 | 1972 | 14126 | 1979 | 18503 | 1986 | 13284 | 1993 | 11050 |
| 1959 | 21222 | 1966 | 19001 | 1973 | 23190 | 1980 | 17751 | 1987 | 19844 | 1994 | 15582 |
| 1960 | 21832 | 1967 | 15169 | 1974 | 15535 | 1981 | 24600 | 1988 | 27482 | 1995 | 15488 |
| 1961 | 23501 | 1968 | 15347 | 1975 | 14868 | 1982 | 16212 | 1989 | 27180 | | |
| 1962 | 23881 | 1969 | 14561 | 1976 | 17380 | 1983 | 15438 | 1990 | 19662 | | |
| 1963 | 24285 | 1970 | 11082 | 1977 | 17220 | 1984 | 16100 | 1991 | 13861 | | |
| 1964 | 21473 | 1971 | 4864 | 1978 | 15355 | 1985 | 13284 | 1992 | 16896 | | |

U.S. Value of Wool

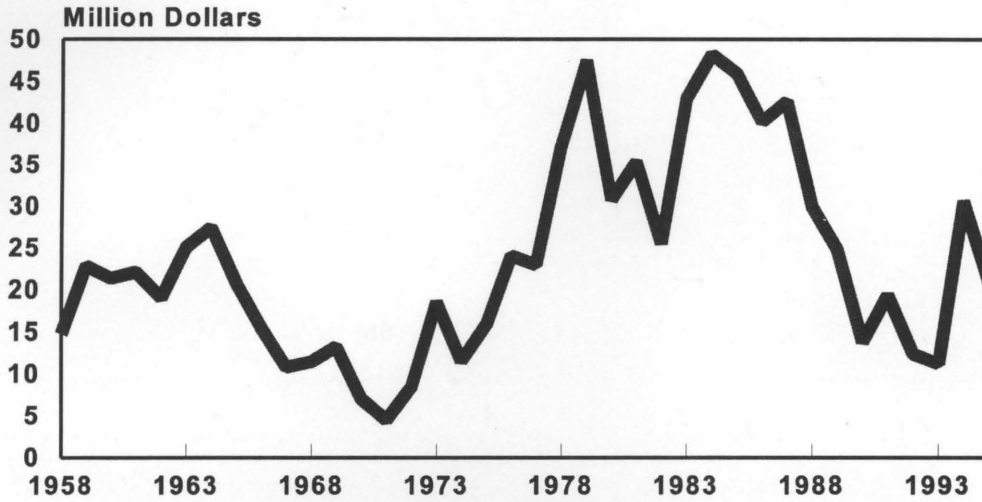
1958-1995



U.S. VALUE OF WOOL, 1958-1995
1000 dollars

| YEAR | YEAR | YEAR | YEAR | YEAR | YEAR | | | | | | |
|------|--------|------|--------|------|--------|------|--------|------|--------|------|-------|
| 1958 | 88632 | 1965 | 94999 | 1972 | 55496 | 1979 | 90536 | 1986 | 56331 | 1993 | 39077 |
| 1959 | 112328 | 1966 | 101204 | 1973 | 118839 | 1980 | 92846 | 1987 | 77009 | 1994 | 52377 |
| 1960 | 111412 | 1967 | 75177 | 1974 | 77788 | 1981 | 103665 | 1988 | 110724 | 1995 | 64124 |
| 1961 | 111445 | 1968 | 71778 | 1975 | 53505 | 1982 | 72782 | 1989 | 110573 | | |
| 1962 | 117579 | 1969 | 69516 | 1976 | 73332 | 1983 | 62980 | 1990 | 69486 | | |
| 1963 | 112426 | 1970 | 57162 | 1977 | 77276 | 1984 | 75988 | 1991 | 47124 | | |
| 1964 | 112877 | 1971 | 31416 | 1978 | 76690 | 1985 | 55732 | 1992 | 60162 | | |

Texas Value of Mohair 1958-1995



TEXAS VALUE OF MOHAIR, 1958-1995
1000 dollars

| YEAR | YEAR | YEAR | YEAR | YEAR | YEAR |
|------|-------|------|-------|------|-------|
| 1958 | 14751 | 1965 | 20845 | 1972 | 8458 |
| 1959 | 22807 | 1966 | 15536 | 1973 | 18569 |
| 1960 | 21375 | 1967 | 10797 | 1974 | 11508 |
| 1961 | 22093 | 1968 | 11448 | 1975 | 15910 |
| 1962 | 19021 | 1969 | 13246 | 1976 | 24057 |
| 1963 | 25056 | 1970 | 7032 | 1977 | 22960 |
| 1964 | 27428 | 1971 | 4480 | 1978 | 37179 |
| | | | | 1979 | 47430 |
| | | | | 1980 | 30800 |
| | | | | 1981 | 35350 |
| | | | | 1982 | 25500 |
| | | | | 1983 | 42930 |
| | | | | 1984 | 48160 |
| | | | | 1985 | 45885 |
| | | | | 1986 | 40160 |
| | | | | 1987 | 42606 |
| | | | | 1988 | 29876 |
| | | | | 1989 | 24794 |
| | | | | 1990 | 13775 |
| | | | | 1991 | 19388 |
| | | | | 1992 | 12354 |
| | | | | 1993 | 11197 |
| | | | | 1994 | 30602 |
| | | | | 1995 | 20940 |

[Blank Page in Original Bulletin]

U.S. Cattle & Calves Inventory Numbers

1957-1998



U.S. CATTLE & CALVES INVENTORY NUMBERS, JANUARY 1, 1957-1998

SECTION II U.S. AND TEXAS INVENTORY AND IMPORT/EXPORT NUMBERS

U.S. Cattle & Calves By Cycle

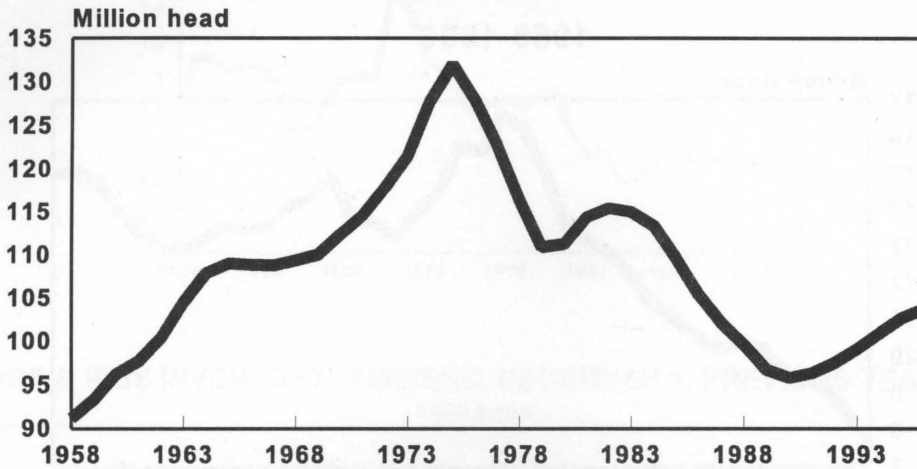
January 1, 1958-1998



[Blank Page in Original Bulletin]

U.S. Cattle & Calves Inventory Numbers

1958-1996



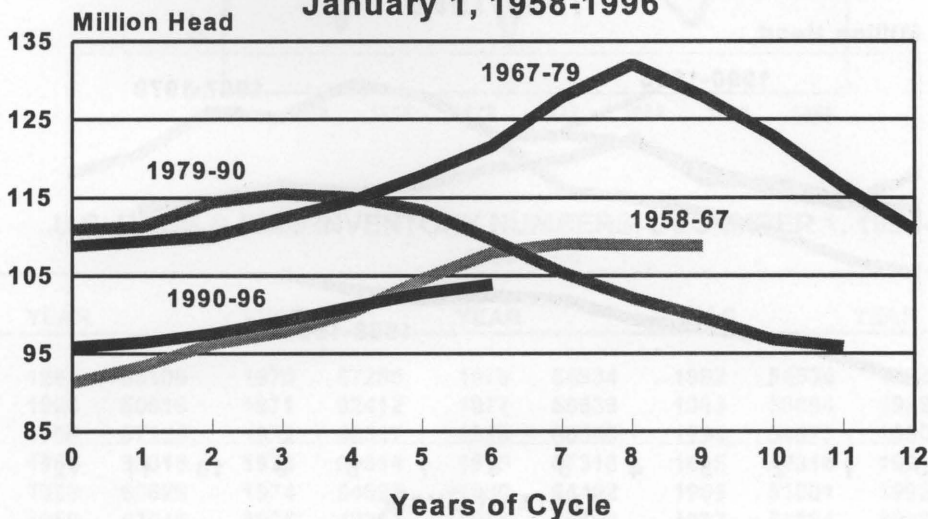
U.S. CATTLE & CALVES INVENTORY NUMBERS, JANUARY 1, 1958-1996

1000 head

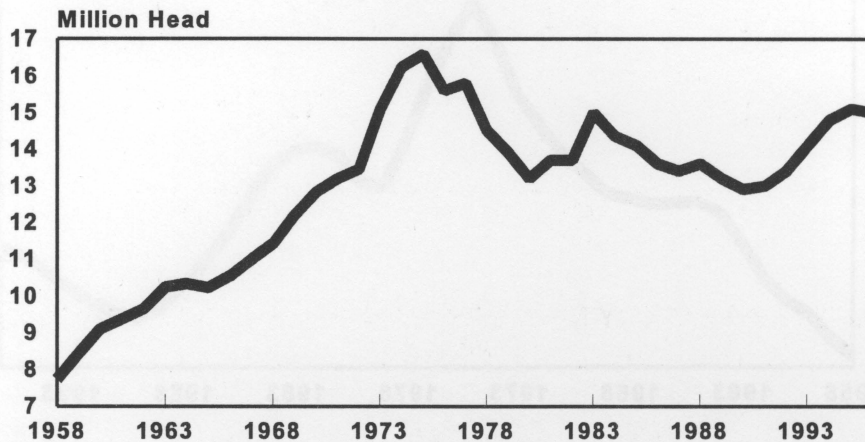
| YEAR | YEAR | YEAR | YEAR | YEAR | YEAR |
|------|--------|------|--------|------|--------|
| 1958 | 91176 | 1965 | 109000 | 1972 | 117862 |
| 1959 | 93322 | 1966 | 108862 | 1973 | 121539 |
| 1960 | 96236 | 1967 | 108783 | 1974 | 127788 |
| 1961 | 97700 | 1968 | 109371 | 1975 | 132028 |
| 1962 | 100369 | 1969 | 110015 | 1976 | 127980 |
| 1963 | 104488 | 1970 | 112369 | 1977 | 122810 |
| 1964 | 107903 | 1971 | 114578 | 1978 | 116375 |
| | | | | 1979 | 110864 |
| | | | | 1980 | 111242 |
| | | | | 1981 | 114351 |
| | | | | 1982 | 115444 |
| | | | | 1983 | 115001 |
| | | | | 1984 | 113360 |
| | | | | 1985 | 109582 |
| | | | | 1986 | 105378 |
| | | | | 1987 | 102118 |
| | | | | 1988 | 99622 |
| | | | | 1989 | 96740 |
| | | | | 1990 | 95816 |
| | | | | 1991 | 96393 |
| | | | | 1992 | 97556 |
| | | | | 1993 | 99176 |
| | | | | 1994 | 100988 |
| | | | | 1995 | 102755 |
| | | | | 1996 | 103819 |

U.S. Cattle & Calves By Cycle

January 1, 1958-1996



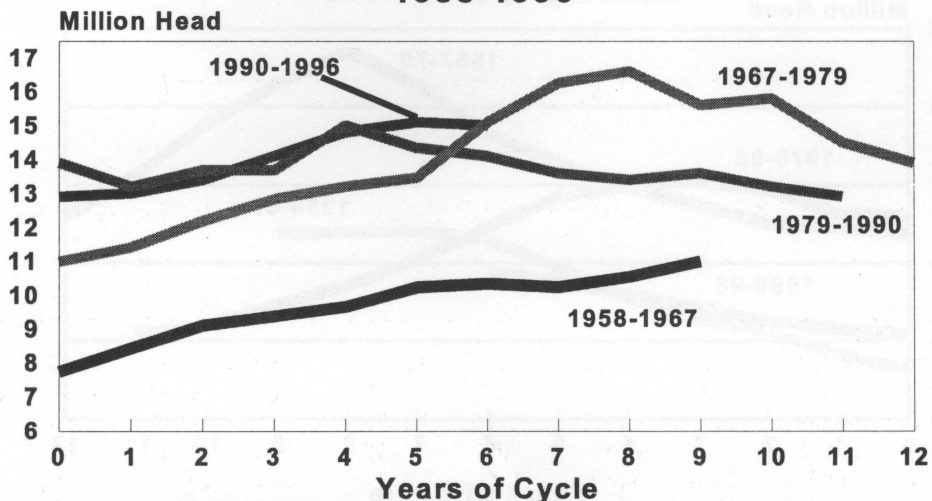
Texas Cattle & Calves Inventory Numbers 1958-1996



TEXAS CATTLE & CALVES INVENTORY NUMBERS, JANUARY 1, 1958-1996
1000 head

| YEAR | YEAR | YEAR | YEAR | YEAR | YEAR |
|------|-------|------|-------|------|-------|
| 1958 | 7736 | 1965 | 10239 | 1972 | 13464 |
| 1959 | 8432 | 1966 | 10546 | 1973 | 15100 |
| 1960 | 9106 | 1967 | 11000 | 1974 | 16250 |
| 1961 | 9379 | 1968 | 11425 | 1975 | 16600 |
| 1962 | 9660 | 1969 | 12200 | 1976 | 15600 |
| 1963 | 10240 | 1970 | 12830 | 1977 | 15800 |
| 1964 | 10342 | 1971 | 13200 | 1978 | 14500 |
| | | | | 1979 | 13900 |
| | | | | 1980 | 13200 |
| | | | | 1981 | 13700 |
| | | | | 1982 | 13700 |
| | | | | 1983 | 15000 |
| | | | | 1984 | 14350 |
| | | | | 1985 | 14100 |
| | | | | 1986 | 13600 |
| | | | | 1987 | 13400 |
| | | | | 1988 | 13600 |
| | | | | 1989 | 13200 |
| | | | | 1990 | 12900 |
| | | | | 1991 | 13000 |
| | | | | 1992 | 13400 |
| | | | | 1993 | 14100 |
| | | | | 1994 | 14800 |
| | | | | 1995 | 15100 |
| | | | | 1996 | 15000 |

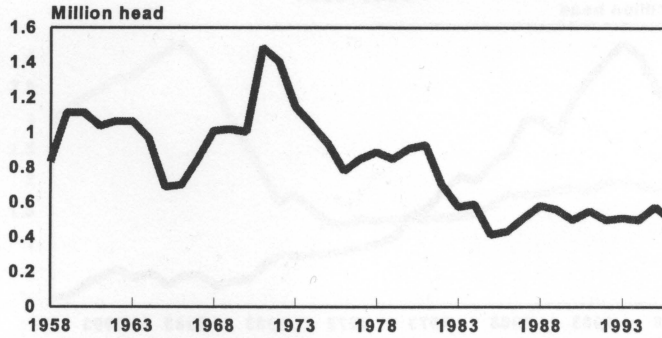
Texas Cattle & Calves By Cycle 1958-1996



* The Texas cycle is not a true cycle, but is shown to illustrate what Texas cattle inventories were doing during the U.S. cattle cycles

Texas Hogs & Pigs Inventory Numbers

1958-1996

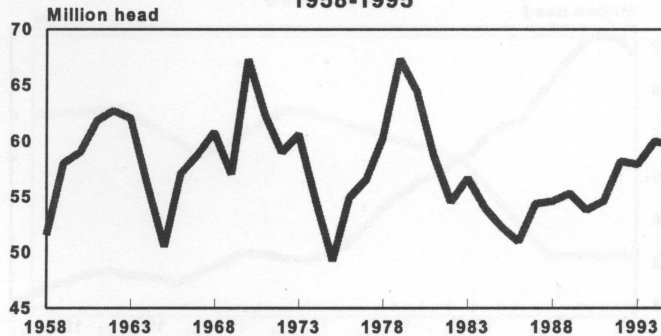


TEXAS HOGS & PIGS INVENTORY NUMBERS, DECEMBER 1, PREVIOUS YEAR, 1958-1996
1000 head

| YEAR | YEAR | YEAR | YEAR | YEAR | YEAR | YEAR | YEAR | | | | | | |
|------|------|------|------|------|------|------|------|------|-----|------|-----|------|-----|
| 1958 | 832 | 1964 | 885 | 1970 | 1005 | 1976 | 780 | 1982 | 700 | 1988 | 580 | 1994 | 500 |
| 1959 | 1115 | 1965 | 688 | 1971 | 1487 | 1977 | 850 | 1983 | 575 | 1989 | 560 | 1995 | 575 |
| 1960 | 1115 | 1966 | 702 | 1972 | 1405 | 1978 | 890 | 1984 | 590 | 1990 | 500 | 1996 | 500 |
| 1961 | 1037 | 1967 | 849 | 1973 | 1150 | 1979 | 850 | 1985 | 415 | 1991 | 550 | | |
| 1962 | 975 | 1968 | 1010 | 1974 | 1050 | 1980 | 910 | 1986 | 435 | 1992 | 500 | | |
| 1963 | 994 | 1969 | 1020 | 1975 | 940 | 1981 | 930 | 1987 | 510 | 1993 | 510 | | |

U.S. Hogs & Pigs Inventory Numbers

1958-1995

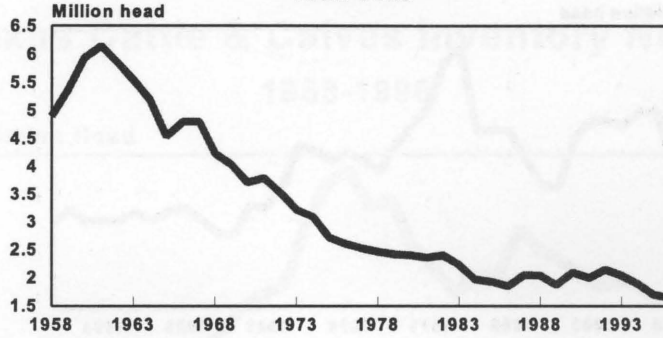


U.S. HOGS & PIGS INVENTORY NUMBERS, DECEMBER 1, 1958-1995
1000 head

| YEAR | YEAR | YEAR | YEAR | YEAR | YEAR | YEAR | YEAR | | | | | | |
|------|-------|------|-------|------|-------|------|-------|------|-------|------|-------|------|-------|
| 1958 | 51559 | 1964 | 56106 | 1970 | 67285 | 1976 | 54934 | 1982 | 54534 | 1988 | 55466 | 1994 | 59992 |
| 1959 | 58045 | 1965 | 50519 | 1971 | 62412 | 1977 | 56539 | 1983 | 56694 | 1989 | 53788 | 1995 | 59694 |
| 1960 | 59026 | 1966 | 57125 | 1972 | 59017 | 1978 | 60356 | 1984 | 54073 | 1990 | 54416 | | |
| 1961 | 61836 | 1967 | 58818 | 1973 | 60614 | 1979 | 67318 | 1985 | 52314 | 1991 | 57649 | | |
| 1962 | 62726 | 1968 | 60829 | 1974 | 54693 | 1980 | 64462 | 1986 | 51001 | 1992 | 58202 | | |
| 1963 | 62060 | 1969 | 57046 | 1975 | 49267 | 1981 | 58698 | 1987 | 54384 | 1993 | 57904 | | |

Texas Sheep and Lambs Inventory Numbers

1958-1996

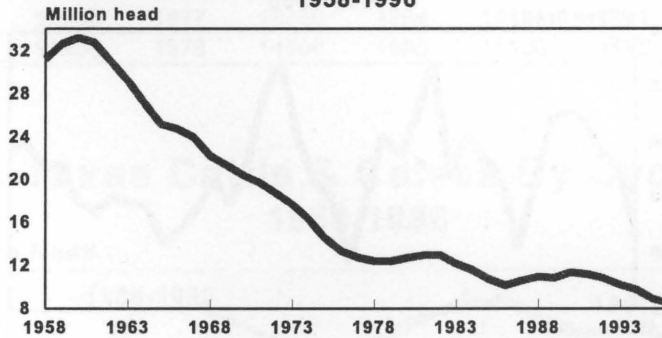


TEXAS SHEEP & LAMB INVENTORY NUMBERS, JANUARY 1, 1958-1996
1000 head

| YEAR | YEAR | YEAR | YEAR | YEAR | YEAR | YEAR | | | | | | | |
|------|------|------|------|------|------|------|------|------|------|------|------|------|------|
| 1958 | 4891 | 1964 | 5185 | 1970 | 3708 | 1976 | 2600 | 1982 | 2400 | 1988 | 2040 | 1994 | 1895 |
| 1959 | 5364 | 1965 | 4539 | 1971 | 3789 | 1977 | 2520 | 1983 | 2225 | 1989 | 1870 | 1995 | 1700 |
| 1960 | 5938 | 1966 | 4795 | 1972 | 3524 | 1978 | 2460 | 1984 | 1970 | 1990 | 2090 | 1996 | 1650 |
| 1961 | 6140 | 1967 | 4802 | 1973 | 3214 | 1979 | 2415 | 1985 | 1930 | 1991 | 2000 | | |
| 1962 | 5854 | 1968 | 4228 | 1974 | 3090 | 1980 | 2400 | 1986 | 1850 | 1992 | 2140 | | |
| 1963 | 5538 | 1969 | 4029 | 1975 | 2715 | 1981 | 2360 | 1987 | 2050 | 1993 | 2040 | | |

U.S. Sheep and Lambs Inventory Numbers

1958-1996

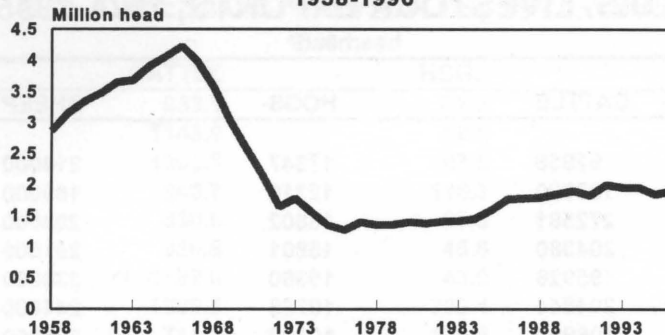


U.S. SHEEP & LAMB INVENTORY NUMBERS, JANUARY 1, 1958-1996
1000 head

| YEAR | YEAR | YEAR | YEAR | YEAR | YEAR | YEAR | | | | | | | |
|------|-------|------|-------|------|-------|------|-------|------|-------|------|-------|------|------|
| 1958 | 31217 | 1964 | 27116 | 1970 | 20423 | 1976 | 13311 | 1982 | 12997 | 1988 | 10945 | 1994 | 9742 |
| 1959 | 32606 | 1965 | 25127 | 1971 | 19731 | 1977 | 12722 | 1983 | 12140 | 1989 | 10853 | 1995 | 8886 |
| 1960 | 33170 | 1966 | 24734 | 1972 | 18739 | 1978 | 12421 | 1984 | 11559 | 1990 | 11358 | 1996 | 8457 |
| 1961 | 32725 | 1967 | 23953 | 1973 | 17641 | 1979 | 12365 | 1985 | 10716 | 1991 | 11174 | | |
| 1962 | 30969 | 1968 | 22223 | 1974 | 16310 | 1980 | 12699 | 1986 | 10145 | 1992 | 10797 | | |
| 1963 | 29176 | 1969 | 21350 | 1975 | 14515 | 1981 | 12947 | 1987 | 10572 | 1993 | 10201 | | |

Texas All Goats Inventory Numbers

1958-1996

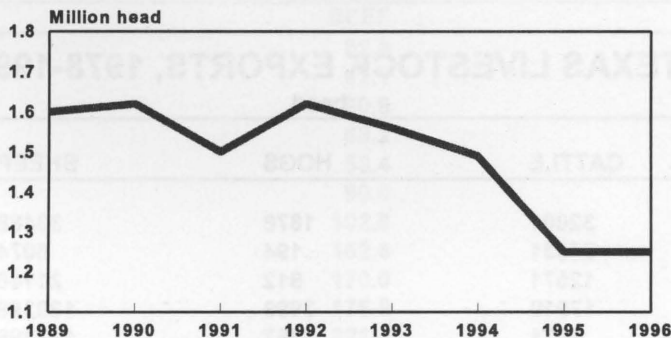


TEXAS ALL GOATS INVENTORY NUMBERS, JANUARY 1, 1958-1996
1000 head

| YEAR | YEAR | YEAR | YEAR | YEAR | YEAR | YEAR | | | | | | | |
|------|------|------|------|------|------|------|------|------|------|------|------|------|------|
| 1958 | 2864 | 1964 | 3904 | 1970 | 2572 | 1976 | 1270 | 1982 | 1410 | 1988 | 1800 | 1994 | 1960 |
| 1959 | 3150 | 1965 | 4060 | 1971 | 2133 | 1977 | 1400 | 1983 | 1420 | 1989 | 1850 | 1995 | 1850 |
| 1960 | 3339 | 1966 | 4222 | 1972 | 1650 | 1978 | 1355 | 1984 | 1450 | 1990 | 1900 | 1996 | 1900 |
| 1961 | 3473 | 1967 | 3969 | 1973 | 1775 | 1979 | 1360 | 1985 | 1590 | 1991 | 1830 | | |
| 1962 | 3647 | 1968 | 3572 | 1974 | 1560 | 1980 | 1400 | 1986 | 1770 | 1992 | 2000 | | |
| 1963 | 3683 | 1969 | 3030 | 1975 | 1350 | 1981 | 1380 | 1987 | 1780 | 1993 | 1960 | | |

Texas Angora Goats Inventory Numbers

1989-1996



TEXAS ANGORA GOATS INVENTORY NUMBERS, JANUARY 1, 1989-1996
1000 head

| YEAR | YEAR |
|------|------|
| 1989 | 1600 |
| 1990 | 1620 |
| 1991 | 1500 |
| 1992 | 1620 |
| 1993 | 1560 |
| 1994 | 1490 |
| 1995 | 1250 |
| 1996 | 1250 |

U.S. LIVESTOCK EXPORTS, 1971-1995

head

| YEAR | CATTLE | HOGS | SHEEP | TX GOATS |
|------|--------|--------|--------|----------|
| 1971 | 92956 | 17347 | 214000 | |
| 1972 | 103920 | 12316 | 159000 | |
| 1973 | 272581 | 16802 | 204000 | |
| 1974 | 204380 | 15801 | 291000 | |
| 1975 | 195926 | 15960 | 339000 | |
| 1976 | 204544 | 10768 | 244000 | |
| 1977 | 106997 | 10212 | 205000 | |
| 1978 | 112208 | 12717 | 142000 | 12993 |
| 1979 | 66173 | 13449 | 125000 | 46246 |
| 1980 | 65571 | 16291 | 124000 | 33974 |
| 1981 | 87818 | 24124 | 221000 | 49067 |
| 1982 | 57392 | 36830 | 281000 | 23329 |
| 1983 | 55922 | 23326 | 221000 | 4026 |
| 1884 | 71369 | 14332 | 317000 | 32511 |
| 1985 | 124714 | 18160 | 363000 | 60157 |
| 1986 | 107847 | 12993 | 122000 | 22932 |
| 1987 | 130698 | 7409 | 42000 | 949 |
| 1988 | 321449 | 91292 | 176000 | 20340 |
| 1989 | 169140 | 93343 | 330000 | 54175 |
| 1990 | 119914 | 56652 | 473000 | 80049 |
| 1991 | 310962 | 267887 | 810000 | 56661 |
| 1992 | 321790 | 105631 | 835000 | 34594 |
| 1993 | 153416 | 40636 | 844000 | 53695 |
| 1994 | 230791 | 136148 | 788000 | 52381 |
| 1995 | 94548 | 16059 | 288000 | 12923 |

TEXAS LIVESTOCK EXPORTS, 1978-1995*

head

| YEAR | CATTLE | HOGS | SHEEP | GOATS |
|------|--------|--------|--------|-------|
| 1978 | 32001 | 1878 | 33488 | 12993 |
| 1979 | 24531 | 194 | 6074 | 46246 |
| 1980 | 12571 | 912 | 21145 | 33974 |
| 1981 | 17910 | 3899 | 128359 | 49067 |
| 1982 | 8771 | 3467 | 133398 | 23329 |
| 1983 | 4104 | 505 | 61568 | 4026 |
| 1984 | 35521 | 2270 | 161841 | 32511 |
| 1985 | 61132 | 2210 | 176173 | 60157 |
| 1986 | 25401 | 817 | 48327 | 22932 |
| 1987 | 26439 | 987 | 3374 | 949 |
| 1988 | 70301 | 29273 | 38167 | 20640 |
| 1989 | 39527 | 17128 | 164206 | 54175 |
| 1990 | 41094 | 39525 | 454509 | 80049 |
| 1991 | 116934 | 327379 | 812516 | 56661 |
| 1992 | 121755 | 104463 | 858980 | 34594 |
| 1993 | 40132 | 25195 | 819433 | 53695 |
| 1994 | 58091 | 107407 | 784971 | 52381 |
| 1995 | 3670 | 6937 | 248869 | 12923 |

* Data does not correspond with U.S. data, however, was verified by TDA.

U.S. LIVESTOCK IMPORTS, 1971-1995

1000 head

| YEAR | CATTLE | HOGS | SHEEP |
|------|--------|--------|-------|
| 1971 | 933.1 | 77.5 | 5.0 |
| 1972 | 1143.9 | 89.0 | 14.0 |
| 1973 | 1005.1 | 87.6 | 10.0 |
| 1974 | 546.7 | 196.3 | 1.0 |
| 1975 | 380.6 | 29.8 | 3.0 |
| 1976 | 956.8 | 45.6 | 5.0 |
| 1977 | 1122.0 | 43.0 | 9.0 |
| 1978 | 1239.8 | 202.4 | 11.0 |
| 1979 | 714.3 | 136.6 | 9.0 |
| 1980 | 666.9 | 247.3 | 21.0 |
| 1981 | 646.1 | 145.7 | 7.0 |
| 1982 | 988.8 | 294.9 | 9.0 |
| 1983 | 920.8 | 447.5 | 7.0 |
| 1984 | 753.4 | 1322.0 | 16.0 |
| 1985 | 836.0 | 1226.6 | 24.0 |
| 1986 | 1406.5 | 503.8 | 22.0 |
| 1987 | 1200.5 | 446.1 | 27.0 |
| 1988 | 1332.2 | 835.9 | 37.0 |
| 1989 | 1459.4 | 1073.6 | 142.0 |
| 1990 | 2135.0 | 890.3 | 25.0 |
| 1991 | 1939.1 | 1057.7 | 23.0 |
| 1992 | 2255.3 | 674.5 | 27.0 |
| 1993 | 2499.0 | 840.1 | 28.0 |
| 1994 | 2082.5 | 921.3 | 29.0 |
| 1995 | 2786.2 | 1750.1 | 41.0 |

U.S. MEAT EXPORTS, 1971-1995

million pounds

| YEAR | BEEF | PORK |
|------|--------|-------|
| 1971 | 52.8 | 72.4 |
| 1972 | 62.1 | 106.4 |
| 1973 | 90.8 | 171.1 |
| 1974 | 63.2 | 104.6 |
| 1975 | 53.4 | 211.1 |
| 1976 | 90.0 | 316.2 |
| 1977 | 102.6 | 293.9 |
| 1978 | 162.6 | 287.8 |
| 1979 | 170.0 | 290.8 |
| 1980 | 176.8 | 251.7 |
| 1981 | 221.4 | 307.2 |
| 1982 | 253.7 | 214.4 |
| 1983 | 276.2 | 219.3 |
| 1984 | 334.4 | 163.9 |
| 1985 | 331.8 | 128.4 |
| 1986 | 525.7 | 85.7 |
| 1987 | 610.7 | 109.3 |
| 1988 | 690.0 | 195.2 |
| 1989 | 1022.6 | 262.4 |
| 1990 | 1006.4 | 238.1 |
| 1991 | 1188.5 | 283.0 |
| 1992 | 1324.0 | 407.0 |
| 1993 | 1275.0 | 435.0 |
| 1994 | 1611.0 | 531.0 |
| 1995 | 1821.0 | 771.0 |

U.S. MEAT IMPORTS, 1971-1995

million pounds

| YEAR | BEEF | PORK |
|------|--------|--------|
| 1971 | 1756 | 336.0 |
| 1972 | 1996 | 330.0 |
| 1973 | 2022 | 214.0 |
| 1974 | 1646 | 286.0 |
| 1975 | 1782 | 439.0 |
| 1976 | 2095 | 469.0 |
| 1977 | 1963 | 439.7 |
| 1978 | 2321 | 495.2 |
| 1979 | 2431 | 499.6 |
| 1980 | 2085 | 549.7 |
| 1981 | 1761 | 541.5 |
| 1982 | 1958 | 612.4 |
| 1983 | 1992.3 | 706.9 |
| 1984 | 1847.2 | 953.9 |
| 1985 | 2090.6 | 1127.8 |
| 1986 | 2156.1 | 1121.6 |
| 1987 | 2293.8 | 1195.1 |
| 1988 | 2405.8 | 1137.2 |
| 1989 | 2178.4 | 895.7 |
| 1990 | 2356.0 | 898.0 |
| 1991 | 2406.0 | 775.0 |
| 1992 | 2440.0 | 645.0 |
| 1993 | 2401.0 | 740.0 |
| 1994 | 2369.0 | 743.0 |
| 1995 | 2103.0 | 664.0 |

U.S. COMMERCIAL CATTLE SLAUGHTER, 1937-1958

| YEAR | 1937 | 1938 | 1939 | 1940 | 1941 | 1942 | 1943 | 1944 | 1945 | 1946 | 1947 | 1948 | 1949 | 1950 | 1951 | 1952 | 1953 | 1954 | 1955 | 1956 | 1957 | 1958 | |
|------|--------|--------|--------|--------|--------|--------|--------|--------|--------|--------|--------|--------|--------|--------|--------|--------|--------|--------|--------|--------|--------|--------|--------|
| 1937 | 10,000 | 10,000 | 10,000 | 10,000 | 10,000 | 10,000 | 10,000 | 10,000 | 10,000 | 10,000 | 10,000 | 10,000 | 10,000 | 10,000 | 10,000 | 10,000 | 10,000 | 10,000 | 10,000 | 10,000 | 10,000 | 10,000 | 10,000 |
| 1938 | 10,000 | 10,000 | 10,000 | 10,000 | 10,000 | 10,000 | 10,000 | 10,000 | 10,000 | 10,000 | 10,000 | 10,000 | 10,000 | 10,000 | 10,000 | 10,000 | 10,000 | 10,000 | 10,000 | 10,000 | 10,000 | 10,000 | 10,000 |
| 1939 | 10,000 | 10,000 | 10,000 | 10,000 | 10,000 | 10,000 | 10,000 | 10,000 | 10,000 | 10,000 | 10,000 | 10,000 | 10,000 | 10,000 | 10,000 | 10,000 | 10,000 | 10,000 | 10,000 | 10,000 | 10,000 | 10,000 | 10,000 |
| 1940 | 10,000 | 10,000 | 10,000 | 10,000 | 10,000 | 10,000 | 10,000 | 10,000 | 10,000 | 10,000 | 10,000 | 10,000 | 10,000 | 10,000 | 10,000 | 10,000 | 10,000 | 10,000 | 10,000 | 10,000 | 10,000 | 10,000 | 10,000 |
| 1941 | 10,000 | 10,000 | 10,000 | 10,000 | 10,000 | 10,000 | 10,000 | 10,000 | 10,000 | 10,000 | 10,000 | 10,000 | 10,000 | 10,000 | 10,000 | 10,000 | 10,000 | 10,000 | 10,000 | 10,000 | 10,000 | 10,000 | 10,000 |
| 1942 | 10,000 | 10,000 | 10,000 | 10,000 | 10,000 | 10,000 | 10,000 | 10,000 | 10,000 | 10,000 | 10,000 | 10,000 | 10,000 | 10,000 | 10,000 | 10,000 | 10,000 | 10,000 | 10,000 | 10,000 | 10,000 | 10,000 | 10,000 |
| 1943 | 10,000 | 10,000 | 10,000 | 10,000 | 10,000 | 10,000 | 10,000 | 10,000 | 10,000 | 10,000 | 10,000 | 10,000 | 10,000 | 10,000 | 10,000 | 10,000 | 10,000 | 10,000 | 10,000 | 10,000 | 10,000 | 10,000 | 10,000 |
| 1944 | 10,000 | 10,000 | 10,000 | 10,000 | 10,000 | 10,000 | 10,000 | 10,000 | 10,000 | 10,000 | 10,000 | 10,000 | 10,000 | 10,000 | 10,000 | 10,000 | 10,000 | 10,000 | 10,000 | 10,000 | 10,000 | 10,000 | 10,000 |
| 1945 | 10,000 | 10,000 | 10,000 | 10,000 | 10,000 | 10,000 | 10,000 | 10,000 | 10,000 | 10,000 | 10,000 | 10,000 | 10,000 | 10,000 | 10,000 | 10,000 | 10,000 | 10,000 | 10,000 | 10,000 | 10,000 | 10,000 | 10,000 |
| 1946 | 10,000 | 10,000 | 10,000 | 10,000 | 10,000 | 10,000 | 10,000 | 10,000 | 10,000 | 10,000 | 10,000 | 10,000 | 10,000 | 10,000 | 10,000 | 10,000 | 10,000 | 10,000 | 10,000 | 10,000 | 10,000 | 10,000 | 10,000 |
| 1947 | 10,000 | 10,000 | 10,000 | 10,000 | 10,000 | 10,000 | 10,000 | 10,000 | 10,000 | 10,000 | 10,000 | 10,000 | 10,000 | 10,000 | 10,000 | 10,000 | 10,000 | 10,000 | 10,000 | 10,000 | 10,000 | 10,000 | 10,000 |
| 1948 | 10,000 | 10,000 | 10,000 | 10,000 | 10,000 | 10,000 | 10,000 | 10,000 | 10,000 | 10,000 | 10,000 | 10,000 | 10,000 | 10,000 | 10,000 | 10,000 | 10,000 | 10,000 | 10,000 | 10,000 | 10,000 | 10,000 | 10,000 |
| 1949 | 10,000 | 10,000 | 10,000 | 10,000 | 10,000 | 10,000 | 10,000 | 10,000 | 10,000 | 10,000 | 10,000 | 10,000 | 10,000 | 10,000 | 10,000 | 10,000 | 10,000 | 10,000 | 10,000 | 10,000 | 10,000 | 10,000 | 10,000 |
| 1950 | 10,000 | 10,000 | 10,000 | 10,000 | 10,000 | 10,000 | 10,000 | 10,000 | 10,000 | 10,000 | 10,000 | 10,000 | 10,000 | 10,000 | 10,000 | 10,000 | 10,000 | 10,000 | 10,000 | 10,000 | 10,000 | 10,000 | 10,000 |
| 1951 | 10,000 | 10,000 | 10,000 | 10,000 | 10,000 | 10,000 | 10,000 | 10,000 | 10,000 | 10,000 | 10,000 | 10,000 | 10,000 | 10,000 | 10,000 | 10,000 | 10,000 | 10,000 | 10,000 | 10,000 | 10,000 | 10,000 | 10,000 |
| 1952 | 10,000 | 10,000 | 10,000 | 10,000 | 10,000 | 10,000 | 10,000 | 10,000 | 10,000 | 10,000 | 10,000 | 10,000 | 10,000 | 10,000 | 10,000 | 10,000 | 10,000 | 10,000 | 10,000 | 10,000 | 10,000 | 10,000 | 10,000 |
| 1953 | 10,000 | 10,000 | 10,000 | 10,000 | 10,000 | 10,000 | 10,000 | 10,000 | 10,000 | 10,000 | 10,000 | 10,000 | 10,000 | 10,000 | 10,000 | 10,000 | 10,000 | 10,000 | 10,000 | 10,000 | 10,000 | 10,000 | 10,000 |
| 1954 | 10,000 | 10,000 | 10,000 | 10,000 | 10,000 | 10,000 | 10,000 | 10,000 | 10,000 | 10,000 | 10,000 | 10,000 | 10,000 | 10,000 | 10,000 | 10,000 | 10,000 | 10,000 | 10,000 | 10,000 | 10,000 | 10,000 | 10,000 |
| 1955 | 10,000 | 10,000 | 10,000 | 10,000 | 10,000 | 10,000 | 10,000 | 10,000 | 10,000 | 10,000 | 10,000 | 10,000 | 10,000 | 10,000 | 10,000 | 10,000 | 10,000 | 10,000 | 10,000 | 10,000 | 10,000 | 10,000 | 10,000 |
| 1956 | 10,000 | 10,000 | 10,000 | 10,000 | 10,000 | 10,000 | 10,000 | 10,000 | 10,000 | 10,000 | 10,000 | 10,000 | 10,000 | 10,000 | 10,000 | 10,000 | 10,000 | 10,000 | 10,000 | 10,000 | 10,000 | 10,000 | 10,000 |
| 1957 | 10,000 | 10,000 | 10,000 | 10,000 | 10,000 | 10,000 | 10,000 | 10,000 | 10,000 | 10,000 | 10,000 | 10,000 | 10,000 | 10,000 | 10,000 | 10,000 | 10,000 | 10,000 | 10,000 | 10,000 | 10,000 | 10,000 | 10,000 |
| 1958 | 10,000 | 10,000 | 10,000 | 10,000 | 10,000 | 10,000 | 10,000 | 10,000 | 10,000 | 10,000 | 10,000 | 10,000 | 10,000 | 10,000 | 10,000 | 10,000 | 10,000 | 10,000 | 10,000 | 10,000 | 10,000 | 10,000 | 10,000 |

SECTION III

U.S. AND TEXAS LIVESTOCK SLAUGHTER AND BEEF, PORK, WOOL AND MOHAIR PRODUCTION

U.S. Commercial Cattle Slaughter



[Blank Page in Original Bulletin]

U.S. COMMERCIAL CATTLE SLAUGHTER, 1958-1995

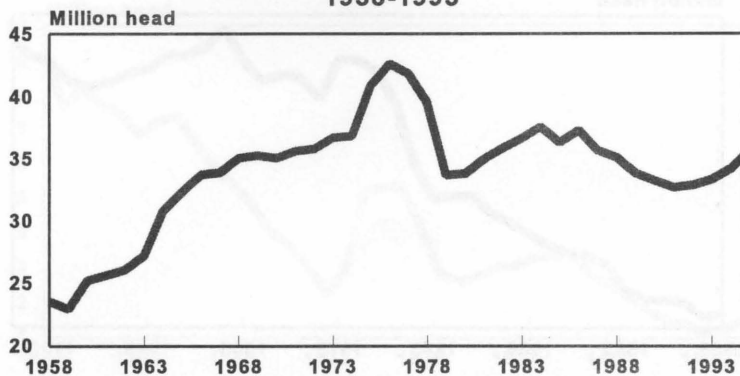
1000 head

| YEAR | JAN | FEB | MAR | APR | MAY | JUN | JUL | AUG | SEP | OCT | NOV | DEC | TOTAL |
|------|--------|--------|--------|--------|--------|--------|--------|--------|--------|--------|--------|--------|---------|
| 1958 | 2203.1 | 1765.6 | 1839.6 | 1876.9 | 1951.9 | 1986.7 | 2090.4 | 1960.5 | 2082.4 | 2182.0 | 1733.7 | 1882.6 | 23555.4 |
| 1959 | 1914.7 | 1616.5 | 1760.3 | 1892.0 | 1839.9 | 1926.8 | 2035.0 | 1896.9 | 2064.1 | 2086.0 | 1899.4 | 1998.9 | 22930.5 |
| 1960 | 2038.5 | 1865.1 | 2070.4 | 1860.2 | 2092.7 | 2201.9 | 2070.2 | 2336.5 | 2313.4 | 2247.2 | 2113.1 | 2015.1 | 25224.3 |
| 1961 | 2117.5 | 1863.2 | 2112.9 | 1948.0 | 2241.2 | 2268.0 | 2084.3 | 2320.6 | 2192.6 | 2323.9 | 2155.4 | 2007.0 | 25634.6 |
| 1962 | 2286.7 | 1896.1 | 2113.1 | 1958.3 | 2254.3 | 2189.4 | 2248.8 | 2408.6 | 2152.9 | 2434.2 | 2161.5 | 1979.4 | 26083.3 |
| 1963 | 2293.5 | 1978.3 | 2137.5 | 2182.6 | 2347.6 | 2198.4 | 2323.3 | 2385.8 | 2306.0 | 2615.4 | 2228.4 | 2234.9 | 27231.7 |
| 1964 | 2514.8 | 2119.8 | 2320.0 | 2507.7 | 2513.2 | 2682.9 | 2660.3 | 2610.8 | 2724.6 | 2875.4 | 2571.0 | 2717.5 | 30818.0 |
| 1965 | 2636.7 | 2342.1 | 2715.8 | 2476.1 | 2500.8 | 2705.1 | 2718.5 | 2835.8 | 2933.5 | 2890.5 | 2812.8 | 2779.5 | 32347.2 |
| 1966 | 2869.7 | 2549.2 | 2792.4 | 2606.0 | 2764.1 | 2933.7 | 2725.2 | 3036.7 | 2979.5 | 2880.4 | 2826.6 | 2763.2 | 33726.7 |
| 1967 | 2901.6 | 2578.1 | 2849.1 | 2660.9 | 2942.0 | 2933.5 | 2718.7 | 2998.5 | 2837.7 | 2975.4 | 2780.7 | 2692.4 | 33868.6 |
| 1968 | 3030.5 | 2735.4 | 2711.4 | 2744.5 | 3007.2 | 2778.5 | 3048.2 | 3087.3 | 2976.4 | 3290.8 | 2832.7 | 2783.5 | 35026.4 |
| 1969 | 3127.2 | 2738.3 | 2809.2 | 2807.5 | 2839.8 | 2811.6 | 3001.3 | 2979.7 | 3123.8 | 3315.5 | 2734.8 | 2948.2 | 35236.9 |
| 1970 | 3033.7 | 2652.1 | 2830.6 | 2898.8 | 2816.9 | 2957.4 | 2994.1 | 2868.1 | 3086.7 | 3141.5 | 2773.7 | 2971.3 | 35024.9 |
| 1971 | 2921.2 | 2619.4 | 3046.6 | 2888.5 | 2873.2 | 3155.0 | 3067.6 | 3071.0 | 3140.1 | 3009.0 | 2923.5 | 2870.0 | 35585.1 |
| 1972 | 2888.4 | 2772.6 | 3037.3 | 2761.9 | 3117.7 | 3142.3 | 2758.4 | 3214.8 | 3041.5 | 3192.0 | 2985.3 | 2866.4 | 35778.6 |
| 1973 | 3104.7 | 2672.8 | 2884.1 | 2407.2 | 2953.5 | 5794.4 | 2691.7 | 2696.6 | 2608.9 | 3152.0 | 2955.3 | 2765.6 | 36686.8 |
| 1974 | 3090.8 | 2546.9 | 2876.4 | 2901.4 | 3050.2 | 2865.9 | 3104.6 | 3169.4 | 3088.6 | 3605.0 | 3277.8 | 3234.5 | 36811.5 |
| 1975 | 3516.0 | 3083.7 | 3132.7 | 3207.8 | 3149.2 | 3193.5 | 3401.2 | 3467.3 | 3671.5 | 3986.8 | 3470.0 | 3631.5 | 40911.2 |
| 1976 | 3761.0 | 3336.7 | 3814.8 | 3350.6 | 3242.5 | 3577.6 | 3484.4 | 3676.1 | 3748.8 | 3659.8 | 3491.9 | 3510.2 | 42654.4 |
| 1977 | 3547.2 | 3301.0 | 3618.0 | 3264.5 | 3300.1 | 3628.4 | 3307.5 | 3749.9 | 3571.7 | 3556.2 | 3541.8 | 3470.1 | 41856.4 |
| 1978 | 3469.0 | 3269.7 | 3470.1 | 3180.2 | 3436.2 | 3260.5 | 3061.8 | 3457.6 | 3223.1 | 3408.1 | 3268.8 | 3047.0 | 39552.1 |
| 1979 | 3307.1 | 2736.6 | 2852.6 | 2532.8 | 2792.6 | 2718.5 | 2662.5 | 3034.3 | 2550.9 | 3038.4 | 2798.4 | 2652.8 | 33677.5 |
| 1980 | 2928.4 | 2646.3 | 2570.7 | 2714.9 | 2780.0 | 2698.1 | 2837.8 | 2852.0 | 2925.4 | 3219.7 | 2705.0 | 2928.4 | 33806.7 |
| 1981 | 3005.3 | 2659.2 | 2921.7 | 2811.3 | 2755.5 | 2929.0 | 2920.5 | 2934.2 | 3024.1 | 3125.6 | 2854.6 | 3012.4 | 34953.4 |
| 1982 | | | 8679.2 | | | 8641.6 | | | 9214.0 | | | 9308.5 | 35843.3 |
| 1983 | 3060.9 | 2691.3 | 2979.6 | 2755.5 | 2956.7 | 3138.9 | 2866.5 | 3368.9 | 3312.6 | 3277.7 | 3079.2 | 3161.0 | 36648.8 |
| 1984 | 3108.8 | 2971.1 | 3088.5 | 2854.6 | 3301.4 | 3187.4 | 3127.0 | 3395.7 | 3039.5 | 3477.9 | 3086.3 | 2943.4 | 37581.6 |
| 1985 | 3276.9 | 2775.9 | 2882.6 | 2970.7 | 3173.5 | 2883.3 | 3138.6 | 3215.1 | 2998.9 | 3240.0 | 2811.9 | 2925.4 | 36292.8 |
| 1986 | 3330.7 | 2714.7 | 2838.8 | 3214.3 | 3234.3 | 3122.9 | 3321.9 | 3202.6 | 3128.0 | 3285.4 | 2819.1 | 3075.6 | 37288.3 |
| 1987 | 3201.0 | 2659.4 | 2904.4 | 2971.1 | 2871.9 | 3035.0 | 3099.0 | 3055.9 | 3068.2 | 3131.4 | 2750.9 | 2898.7 | 35646.9 |
| 1988 | 2926.1 | 2758.5 | 2896.2 | 2782.8 | 2908.5 | 3067.7 | 2982.7 | 3207.0 | 3010.0 | 2965.7 | 2799.8 | 2773.9 | 35078.9 |
| 1989 | 2793.5 | 2568.0 | 2818.7 | 2644.0 | 3025.3 | 3024.4 | 2794.1 | 3047.0 | 2773.8 | 2964.1 | 2784.6 | 2679.6 | 33917.1 |
| 1990 | 2853.0 | 2501.1 | 2761.3 | 2618.6 | 2993.4 | 2936.2 | 2861.4 | 2984.0 | 2616.0 | 2963.2 | 2701.0 | 2453.3 | 33242.5 |
| 1991 | 2883.4 | 2470.6 | 2508.6 | 2742.0 | 2850.8 | 2708.9 | 2844.5 | 2905.1 | 2702.9 | 2932.2 | 2578.4 | 2562.0 | 32689.4 |
| 1992 | 2927.9 | 2440.4 | 2667.5 | 2587.2 | 2746.2 | 2924.3 | 2860.3 | 2782.2 | 2811.3 | 2863.6 | 2559.7 | 2703.1 | 32873.7 |
| 1993 | 2667.7 | 2466.5 | 2775.3 | 2681.1 | 2774.4 | 3013.3 | 2864.8 | 2941.5 | 2869.3 | 2797.6 | 2697.6 | 2775.1 | 33324.2 |
| 1994 | 2743.0 | 2558.9 | 2859.6 | 2711.1 | 2834.2 | 3037.7 | 2821.6 | 3060.6 | 2942.4 | 2948.5 | 2808.0 | 2870.8 | 34196.4 |
| 1995 | 2871.0 | 2586.1 | 2960.7 | 2661.0 | 3136.1 | 3256.2 | 2943.6 | 3236.9 | 3098.0 | 3076.2 | 2986.6 | 2827.0 | 35639.4 |

* 1982 DATA AVAILABLE BY QUARTERS ONLY

U.S. Commercial Cattle Slaughter

1958-1995



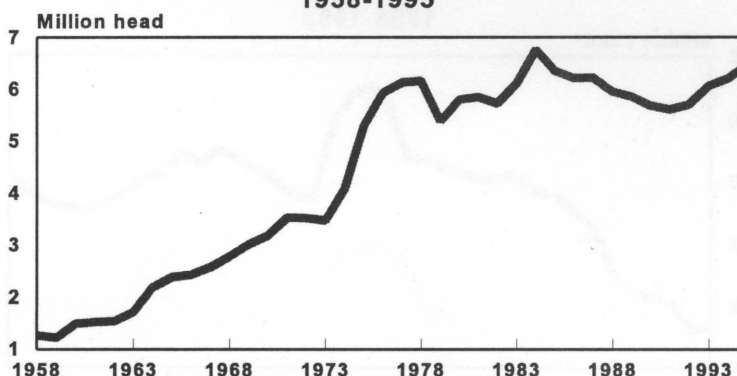
TEXAS COMMERCIAL CATTLE SLAUGHTER, 1958-1995

1000 head

| YEAR | JAN | FEB | MAR | APR | MAY | JUN | JUL | AUG | SEP | OCT | NOV | DEC | TOTAL |
|------|-------|-------|--------|-------|-------|--------|-------|-------|--------|-------|-------|--------|--------|
| 1958 | 116.0 | 90.0 | 95.0 | 105.0 | 124.0 | 122.0 | 114.0 | 103.0 | 108.0 | 112.0 | 92.0 | 85.5 | 1266.5 |
| 1959 | 95.0 | 78.0 | 90.0 | 100.0 | 109.0 | 115.0 | 109.0 | 100.0 | 116.0 | 113.0 | 102.0 | 95.5 | 1222.5 |
| 1960 | 102.0 | 95.5 | 114.0 | 112.0 | 139.0 | 143.0 | 124.0 | 135.0 | 145.0 | 144.0 | 132.0 | 106.0 | 1491.5 |
| 1961 | 120.0 | 101.0 | 126.0 | 119.0 | 157.0 | 141.0 | 121.0 | 138.0 | 130.0 | 144.0 | 128.0 | 101.0 | 1526.0 |
| 1962 | 125.0 | 106.0 | 121.0 | 113.0 | 139.0 | 128.0 | 136.0 | 152.0 | 131.0 | 150.0 | 135.0 | 103.0 | 1539.0 |
| 1963 | 128.0 | 114.0 | 124.0 | 138.0 | 155.0 | 152.0 | 156.0 | 154.0 | 148.0 | 176.0 | 150.0 | 128.0 | 1723.0 |
| 1964 | 150.0 | 122.0 | 147.0 | 164.0 | 187.0 | 191.0 | 204.0 | 208.0 | 213.0 | 216.0 | 192.0 | 186.0 | 2180.0 |
| 1965 | 182.0 | 170.0 | 205.0 | 190.0 | 194.0 | 201.0 | 214.0 | 212.0 | 216.0 | 213.0 | 201.0 | 185.0 | 2383.0 |
| 1966 | 200.0 | 180.0 | 201.0 | 189.0 | 209.0 | 220.0 | 199.0 | 220.0 | 206.0 | 210.0 | 210.0 | 183.0 | 2427.0 |
| 1967 | 210.0 | 190.0 | 217.0 | 198.0 | 242.0 | 236.0 | 216.0 | 240.0 | 207.0 | 228.0 | 209.0 | 180.0 | 2573.0 |
| 1968 | 221.0 | 204.0 | 205.0 | 211.0 | 250.0 | 227.0 | 250.0 | 258.0 | 253.0 | 270.0 | 223.0 | 207.0 | 2779.0 |
| 1969 | 251.0 | 224.0 | 246.0 | 241.0 | 242.0 | 246.0 | 272.0 | 267.0 | 267.0 | 290.0 | 237.0 | 228.0 | 3011.0 |
| 1970 | 255.0 | 228.0 | 251.0 | 268.0 | 270.0 | 269.0 | 280.0 | 262.0 | 283.0 | 295.0 | 275.0 | 248.0 | 3184.0 |
| 1971 | 276.0 | 253.0 | 312.0 | 326.0 | 310.0 | 336.0 | 335.0 | 298.0 | 305.0 | 295.0 | 270.0 | 213.0 | 3529.0 |
| 1972 | 264.0 | 255.0 | 292.0 | 285.0 | 311.0 | 316.0 | 291.0 | 332.0 | 300.0 | 317.0 | 293.0 | 260.0 | 3516.0 |
| 1973 | 296.0 | 269.0 | 300.0 | 246.0 | 324.0 | 299.0 | 298.0 | 290.0 | 268.0 | 316.0 | 297.0 | 268.0 | 3471.0 |
| 1974 | 317.0 | 252.0 | 297.0 | 303.0 | 313.0 | 307.0 | 341.0 | 342.0 | 374.0 | 444.0 | 410.0 | 383.0 | 4083.0 |
| 1975 | 421.0 | 370.0 | 403.0 | 398.0 | 397.0 | 395.0 | 415.0 | 464.0 | 510.0 | 568.0 | 494.0 | 462.0 | 5297.0 |
| 1976 | 519.0 | 472.0 | 552.0 | 464.0 | 462.0 | 496.0 | 492.0 | 511.0 | 518.0 | 517.0 | 469.0 | 457.0 | 5929.0 |
| 1977 | 495.0 | 462.1 | 538.6 | 484.0 | 471.8 | 520.3 | 486.5 | 557.0 | 545.5 | 561.3 | 535.0 | 470.4 | 6127.5 |
| 1978 | 511.4 | 488.4 | 510.7 | 488.8 | 552.9 | 502.0 | 515.0 | 563.1 | 517.4 | 555.8 | 510.8 | 442.7 | 6159.0 |
| 1979 | 504.8 | 427.5 | 446.6 | 408.0 | 462.5 | 441.2 | 412.3 | 488.8 | 401.8 | 498.9 | 472.8 | 425.7 | 5390.9 |
| 1980 | 491.2 | 447.8 | 438.8 | 471.7 | 457.2 | 466.8 | 500.6 | 513.3 | 517.4 | 558.9 | 456.3 | 473.2 | 5793.2 |
| 1981 | 497.4 | 461.8 | 508.5 | 479.1 | 483.0 | 492.9 | 494.4 | 539.3 | 531.6 | 502.2 | 426.9 | 430.1 | 5847.2 |
| 1982 | | | 1421.7 | | | 1392.1 | | | 1534.6 | | | 1370.6 | 5719.0 |
| 1983 | 473.2 | 416.6 | 506.9 | 465.8 | 516.4 | 534.7 | 480.8 | 557.0 | 578.3 | 571.5 | 514.6 | 494.0 | 6109.8 |
| 1984 | 514.2 | 514.9 | 544.8 | 490.4 | 610.6 | 602.1 | 605.2 | 638.1 | 587.0 | 635.7 | 548.5 | 475.3 | 6766.8 |
| 1985 | 563.0 | 484.3 | 518.9 | 543.3 | 580.3 | 508.5 | 550.2 | 574.9 | 539.2 | 578.4 | 453.0 | 454.8 | 6348.8 |
| 1986 | 544.7 | 443.7 | 475.6 | 556.1 | 549.1 | 525.0 | 574.4 | 553.2 | 533.2 | 536.0 | 438.0 | 478.1 | 6207.1 |
| 1987 | 533.3 | 435.2 | 512.7 | 528.8 | 533.0 | 545.7 | 574.3 | 573.4 | 549.2 | 553.7 | 449.8 | 431.1 | 6220.2 |
| 1988 | 481.7 | 471.5 | 430.7 | 480.3 | 545.3 | 517.1 | 513.5 | 556.0 | 521.8 | 510.8 | 460.3 | 468.1 | 5957.3 |
| 1989 | 477.5 | 442.7 | 496.6 | 480.7 | 546.0 | 541.8 | 500.6 | 536.6 | 441.2 | 516.6 | 455.7 | 422.7 | 5858.7 |
| 1990 | 465.9 | 421.8 | 496.6 | 451.1 | 514.4 | 526.8 | 513.4 | 503.8 | 441.5 | 499.9 | 447.3 | 399.0 | 5681.5 |
| 1991 | 498.0 | 440.7 | 444.2 | 492.2 | 508.5 | 461.9 | 484.6 | 491.2 | 461.7 | 487.6 | 427.4 | 408.4 | 5606.4 |
| 1992 | 459.7 | 386.8 | 473.9 | 462.3 | 492.3 | 520.4 | 515.2 | 486.1 | 507.5 | 516.1 | 428.6 | 446.3 | 569501 |
| 1993 | 431.0 | 432.2 | 531.0 | 508.5 | 539.0 | 548.3 | 530.1 | 534.1 | 533.2 | 516.4 | 463.8 | 485.4 | 6052.8 |
| 1994 | 504.6 | 476.0 | 515.0 | 507.7 | 518.6 | 551.3 | 514.2 | 545.6 | 536.6 | 545.3 | 489.7 | 493.1 | 6197.9 |
| 1995 | 505.4 | 484.5 | 550.7 | 495.3 | 577.2 | 587.6 | 534.5 | 577.8 | 567.8 | 557.9 | 527.1 | 488.7 | 6454.7 |

*1982 DATA AVAILABLE BY QUARTERS ONLY

Texas Commercial Cattle Slaughter 1958-1995



U.S. COMMERCIAL CALF SLAUGHTER, 1958-1995

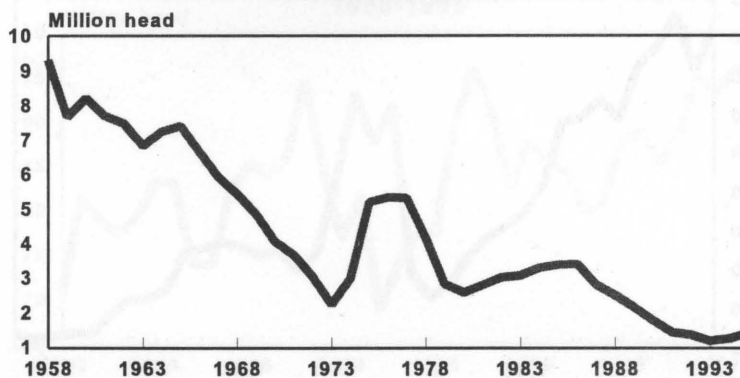
1000 head

| YEAR | JAN | FEB | MAR | APR | MAY | JUN | JUL | AUG | SEP | OCT | NOV | DEC | TOTAL |
|------|-------|-------|-------|-------|-------|-------|-------|-------|-------|-------|-------|-------|--------|
| 1958 | 901.4 | 773.7 | 857.3 | 796.6 | 714.8 | 701.0 | 732.7 | 721.6 | 788.1 | 875.7 | 701.2 | 750.7 | 9314.8 |
| 1959 | 666.4 | 591.7 | 672.1 | 631.2 | 545.4 | 564.2 | 599.6 | 589.7 | 692.5 | 748.3 | 681.1 | 701.0 | 7683.2 |
| 1960 | 649.7 | 612.6 | 745.8 | 600.8 | 580.4 | 625.5 | 606.0 | 733.7 | 805.0 | 795.4 | 779.6 | 690.4 | 8224.9 |
| 1961 | 668.6 | 611.1 | 710.2 | 582.6 | 589.4 | 567.8 | 544.4 | 674.1 | 689.7 | 753.1 | 695.6 | 614.6 | 7701.2 |
| 1962 | 671.8 | 555.3 | 672.5 | 570.7 | 588.5 | 521.9 | 566.0 | 667.4 | 659.6 | 767.4 | 675.1 | 578.1 | 7494.3 |
| 1963 | 631.7 | 541.0 | 600.3 | 545.0 | 502.0 | 447.3 | 534.1 | 574.0 | 605.7 | 686.8 | 577.6 | 587.4 | 6832.9 |
| 1964 | 615.5 | 513.2 | 589.8 | 560.4 | 488.3 | 519.9 | 593.1 | 606.8 | 692.5 | 752.4 | 661.6 | 660.2 | 7253.7 |
| 1965 | 606.2 | 566.9 | 686.0 | 598.3 | 508.1 | 553.4 | 569.4 | 635.0 | 700.7 | 696.4 | 673.3 | 626.0 | 7418.7 |
| 1966 | 576.5 | 556.9 | 657.9 | 543.7 | 485.6 | 499.6 | 488.8 | 564.8 | 579.7 | 583.3 | 574.8 | 535.2 | 6646.8 |
| 1967 | 547.8 | 464.6 | 559.8 | 464.3 | 455.0 | 438.9 | 427.0 | 506.4 | 511.7 | 555.5 | 525.6 | 462.2 | 5918.8 |
| 1968 | 519.5 | 439.0 | 481.8 | 462.5 | 426.5 | 376.2 | 415.2 | 441.7 | 451.5 | 511.9 | 468.1 | 449.2 | 5443.1 |
| 1969 | 478.0 | 416.3 | 451.7 | 409.3 | 361.6 | 341.5 | 386.1 | 375.7 | 420.5 | 443.2 | 380.0 | 398.9 | 4862.8 |
| 1970 | 388.6 | 326.8 | 380.4 | 349.3 | 306.9 | 297.1 | 320.7 | 319.4 | 351.7 | 352.9 | 326.6 | 351.9 | 4072.3 |
| 1971 | 322.0 | 306.9 | 377.3 | 321.4 | 281.1 | 280.4 | 282.4 | 290.9 | 315.7 | 307.2 | 302.7 | 301.2 | 3688.2 |
| 1972 | 289.1 | 276.6 | 319.3 | 239.1 | 235.9 | 224.5 | 214.1 | 259.8 | 243.7 | 258.6 | 252.8 | 239.4 | 3052.9 |
| 1973 | 253.5 | 206.4 | 224.8 | 170.8 | 167.5 | 151.0 | 153.8 | 158.1 | 163.3 | 206.1 | 206.7 | 186.8 | 2248.8 |
| 1974 | 215.2 | 185.4 | 213.1 | 204.9 | 205.1 | 175.2 | 215.6 | 260.6 | 285.8 | 374.6 | 323.5 | 328.4 | 2987.4 |
| 1975 | 376.5 | 330.0 | 361.6 | 384.0 | 371.2 | 382.0 | 468.1 | 465.8 | 514.7 | 591.1 | 475.0 | 489.4 | 5209.4 |
| 1976 | 466.0 | 407.7 | 496.1 | 419.0 | 366.5 | 409.4 | 410.5 | 442.9 | 495.4 | 480.2 | 466.1 | 490.3 | 5350.1 |
| 1977 | 479.0 | 441.7 | 517.7 | 444.9 | 419.0 | 440.0 | 420.4 | 285.3 | 474.5 | 471.4 | 473.6 | 449.7 | 5317.2 |
| 1978 | 424.6 | 387.1 | 438.9 | 351.5 | 336.3 | 317.7 | 304.3 | 347.1 | 315.6 | 331.2 | 315.8 | 300.1 | 4170.2 |
| 1979 | 296.1 | 239.5 | 271.8 | 222.9 | 214.2 | 193.3 | 218.1 | 240.6 | 217.3 | 254.0 | 240.0 | 216.2 | 2824.0 |
| 1980 | 234.8 | 204.5 | 220.6 | 206.1 | 183.7 | 180.6 | 211.3 | 207.9 | 226.9 | 257.7 | 214.2 | 239.8 | 2588.1 |
| 1981 | 238.0 | 210.3 | 238.7 | 212.3 | 181.7 | 200.4 | 227.8 | 225.6 | 261.2 | 270.9 | 247.4 | 284.0 | 2798.3 |
| 1982 | | | 769.6 | | | 675.2 | | | 769.6 | | | 806.5 | 3020.9 |
| 1983 | 243.9 | 223.5 | 266.8 | 223.6 | 214.0 | 231.6 | 236.3 | 286.1 | 282.8 | 289.8 | 294.3 | 284.0 | 3076.7 |
| 1984 | 276.8 | 255.0 | 284.9 | 248.4 | 254.7 | 242.0 | 278.4 | 315.6 | 267.0 | 307.6 | 298.5 | 268.3 | 3297.2 |
| 1985 | 288.0 | 253.3 | 278.8 | 270.1 | 264.5 | 235.4 | 290.7 | 289.3 | 291.9 | 318.9 | 288.4 | 316.0 | 3385.3 |
| 1986 | 307.8 | 271.8 | 293.5 | 302.8 | 276.0 | 257.2 | 299.6 | 278.3 | 281.2 | 295.3 | 255.6 | 288.9 | 3408.0 |
| 1987 | 260.8 | 236.6 | 263.0 | 225.8 | 200.2 | 225.0 | 231.2 | 212.5 | 240.0 | 245.7 | 221.9 | 252.0 | 2814.7 |
| 1988 | 213.8 | 210.2 | 223.1 | 176.6 | 179.1 | 211.8 | 215.1 | 234.5 | 214.9 | 206.2 | 209.9 | 210.6 | 2505.8 |
| 1989 | 202.6 | 180.7 | 200.0 | 157.5 | 163.2 | 167.2 | 174.2 | 194.6 | 179.2 | 198.4 | 182.3 | 172.3 | 2172.2 |
| 1990 | 179.7 | 148.1 | 169.4 | 130.9 | 140.6 | 134.9 | 142.7 | 150.9 | 136.4 | 162.6 | 153.2 | 139.9 | 1789.3 |
| 1991 | 153.1 | 123.1 | 121.7 | 107.3 | 104.8 | 92.3 | 110.5 | 111.9 | 119.0 | 130.6 | 128.4 | 133.7 | 1436.4 |
| 1992 | 131.1 | 113.2 | 122.5 | 110.8 | 105.7 | 107.6 | 108.8 | 110.0 | 110.3 | 114.5 | 112.6 | 123.9 | 1371.0 |
| 1993 | 103.9 | 98.8 | 118.5 | 98.1 | 84.5 | 93.8 | 93.1 | 98.3 | 97.4 | 97.3 | 104.9 | 106.1 | 1194.7 |
| 1994 | 101.9 | 96.0 | 114.0 | 94.3 | 92.6 | 100.7 | 95.4 | 107.9 | 109.1 | 115.6 | 117.0 | 123.6 | 1268.1 |
| 1995 | 123.9 | 106.2 | 120.4 | 98.3 | 116.7 | 117.7 | 114.1 | 124.5 | 122.3 | 128.8 | 129.0 | 128.4 | 1430.3 |

* 1982 DATA AVAILABLE BY QUARTERS ONLY

U.S. Commercial Calf Slaughter

1958-1995



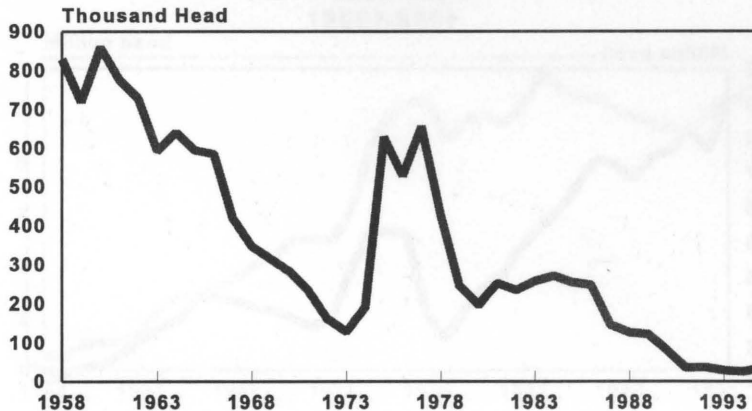
TEXAS COMMERCIAL CALF SLAUGHTER, 1958-1995

1000 head

| YEAR | JAN | FEB | MAR | APR | MAY | JUN | JUL | AUG | SEP | OCT | NOV | DEC | TOTAL |
|------|------|------|------|------|------|------|------|------|------|------|------|------|-------|
| 1958 | 72.0 | 56.5 | 56.0 | 62.5 | 69.5 | 78.0 | 84.0 | 83.5 | 73.5 | 76.5 | 59.0 | 58.0 | 829.0 |
| 1959 | 55.5 | 45.5 | 49.0 | 49.0 | 56.5 | 62.5 | 69.0 | 65.5 | 77.0 | 71.0 | 61.5 | 58.0 | 720.0 |
| 1960 | 56.5 | 50.5 | 56.5 | 56.5 | 64.0 | 78.5 | 82.0 | 94.5 | 95.0 | 86.0 | 78.5 | 61.0 | 859.5 |
| 1961 | 62.5 | 53.0 | 60.5 | 56.0 | 69.0 | 70.5 | 64.5 | 80.5 | 71.0 | 75.0 | 63.0 | 52.0 | 777.5 |
| 1962 | 62.0 | 52.0 | 57.0 | 55.0 | 64.0 | 60.5 | 65.5 | 73.0 | 63.0 | 64.5 | 59.0 | 52.0 | 727.5 |
| 1963 | 57.5 | 46.0 | 44.0 | 46.0 | 47.0 | 43.5 | 54.0 | 58.0 | 52.0 | 55.0 | 47.0 | 42.5 | 592.5 |
| 1964 | 52.0 | 41.5 | 44.5 | 40.0 | 42.0 | 49.0 | 66.0 | 66.5 | 65.5 | 65.5 | 56.5 | 51.0 | 640.0 |
| 1965 | 54.5 | 39.5 | 42.5 | 43.5 | 42.5 | 47.5 | 55.0 | 60.5 | 61.0 | 54.5 | 49.0 | 44.0 | 594.0 |
| 1966 | 53.0 | 43.5 | 47.5 | 45.5 | 47.0 | 49.0 | 52.0 | 58.5 | 51.5 | 53.0 | 46.0 | 38.0 | 584.5 |
| 1967 | 39.0 | 31.5 | 31.5 | 29.0 | 34.5 | 36.0 | 38.0 | 41.0 | 35.0 | 37.5 | 37.5 | 28.5 | 419.0 |
| 1968 | 31.5 | 25.0 | 26.0 | 23.2 | 25.0 | 26.5 | 29.5 | 31.5 | 32.0 | 36.5 | 31.5 | 27.5 | 345.7 |
| 1969 | 27.0 | 21.4 | 22.3 | 22.5 | 21.7 | 26.0 | 30.0 | 32.0 | 30.5 | 31.0 | 24.5 | 24.0 | 312.9 |
| 1970 | 23.6 | 20.5 | 24.1 | 20.6 | 24.9 | 26.5 | 23.8 | 24.9 | 22.4 | 24.0 | 22.6 | 23.4 | 281.3 |
| 1971 | 19.9 | 17.9 | 20.0 | 20.3 | 21.8 | 21.3 | 23.0 | 18.1 | 18.8 | 18.6 | 17.2 | 14.5 | 231.4 |
| 1972 | 15.2 | 13.4 | 14.1 | 13.6 | 13.2 | 15.5 | 13.0 | 15.2 | 13.7 | 13.9 | 10.7 | 9.0 | 160.5 |
| 1973 | 11.3 | 9.9 | 10.4 | 9.7 | 10.9 | 10.0 | 9.8 | 13.7 | 10.7 | 12.3 | 11.2 | 9.0 | 128.9 |
| 1974 | 8.7 | 8.9 | 10.3 | 9.7 | 11.0 | 9.0 | 15.3 | 16.6 | 20.7 | 34.0 | 20.9 | 25.0 | 190.1 |
| 1975 | 36.0 | 33.5 | 39.0 | 45.5 | 49.0 | 54.0 | 61.5 | 58.5 | 62.5 | 74.0 | 62.0 | 52.5 | 628.0 |
| 1976 | 50.5 | 41.5 | 38.5 | 30.0 | 30.5 | 36.5 | 37.0 | 42.0 | 50.5 | 56.0 | 53.0 | 61.0 | 527.0 |
| 1977 | 68.2 | 49.5 | 44.7 | 35.7 | 47.6 | 56.0 | 57.1 | 65.0 | 59.6 | 63.3 | 58.0 | 50.4 | 655.1 |
| 1978 | 51.5 | 42.5 | 46.5 | 38.0 | 37.0 | 36.1 | 31.9 | 33.4 | 28.7 | 30.0 | 28.4 | 24.1 | 428.2 |
| 1979 | 25.6 | 22.6 | 22.6 | 17.8 | 20.1 | 22.4 | 20.6 | 16.5 | 17.5 | 20.3 | 20.9 | 18.2 | 244.9 |
| 1980 | 15.4 | 11.8 | 11.5 | 12.6 | 13.8 | 18.8 | 16.3 | 18.4 | 18.9 | 19.6 | 20.1 | 18.5 | 195.8 |
| 1981 | 18.5 | 14.1 | 20.7 | 15.7 | 18.4 | 20.6 | 21.2 | 23.7 | 24.6 | 27.3 | 22.3 | 25.1 | 252.2 |
| 1982 | | | 54.7 | | | 51.6 | | | 61.3 | | | 67.5 | 235.1 |
| 1983 | 21.5 | 19.7 | 17.7 | 18.6 | 18.4 | 18.9 | 23.0 | 24.2 | 23.3 | 27.3 | 23.9 | 21.7 | 258.1 |
| 1984 | 24.5 | 21.1 | 21.5 | 19.6 | 21.5 | 25.0 | 21.0 | 25.1 | 24.1 | 23.4 | 24.1 | 20.5 | 271.4 |
| 1985 | 19.3 | 16.6 | 15.6 | 22.5 | 24.0 | 20.5 | 22.5 | 21.6 | 22.0 | 24.4 | 21.8 | 23.6 | 254.3 |
| 1986 | 23.3 | 19.1 | 20.4 | 22.2 | 21.4 | 19.8 | 24.0 | 22.5 | 19.4 | 19.6 | 16.9 | 18.8 | 247.5 |
| 1987 | 17.0 | 12.5 | 11.7 | 9.7 | 10.9 | 12.4 | 13.3 | 10.6 | 11.8 | 12.6 | 11.6 | 11.8 | 145.9 |
| 1988 | 10.9 | 8.9 | 8.9 | 7.9 | 9.5 | 11.3 | 12.7 | 13.0 | 10.0 | 9.7 | 12.1 | 10.9 | 125.8 |
| 1989 | 10.9 | 9.8 | 8.4 | 8.0 | 8.6 | 9.4 | 10.7 | 10.4 | 11.9 | 13.6 | 10.2 | 10.3 | 122.1 |
| 1990 | 6.7 | 5.8 | 6.6 | 4.4 | 5.6 | 5.9 | 6.6 | 7.9 | 8.9 | 9.4 | 6.8 | 5.3 | 80.1 |
| 1991 | 5.2 | 3.6 | 3.0 | 2.5 | 2.7 | 2.0 | 1.7 | 1.8 | 2.8 | 3.1 | 3.2 | 2.9 | 34.6 |
| 1992 | 3.6 | 2.7 | 3.1 | 2.5 | 3.8 | 4.5 | 3.5 | 2.7 | 2.3 | 2.8 | 2.5 | 2.6 | 36.6 |
| 1993 | 2.7 | 2.7 | 2.3 | 1.9 | 2.1 | 2.2 | 2.4 | 2.9 | 2.7 | 2.2 | 1.8 | 2.0 | 27.9 |
| 1994 | 1.5 | 1.5 | 1.5 | 1.1 | 2.0 | 1.6 | 1.4 | 1.6 | 1.5 | 2.1 | 4.5 | 4.8 | 25.1 |
| 1995 | 4.5 | 3.6 | 3.1 | 1.6 | 2.5 | 2.8 | 3.7 | 3.3 | 2.7 | 2.5 | 2.2 | 1.5 | 34.1 |

* 1982 DATA AVAILABLE BY QUARTERS ONLY

Texas Commercial Calf Slaughter 1958-1995



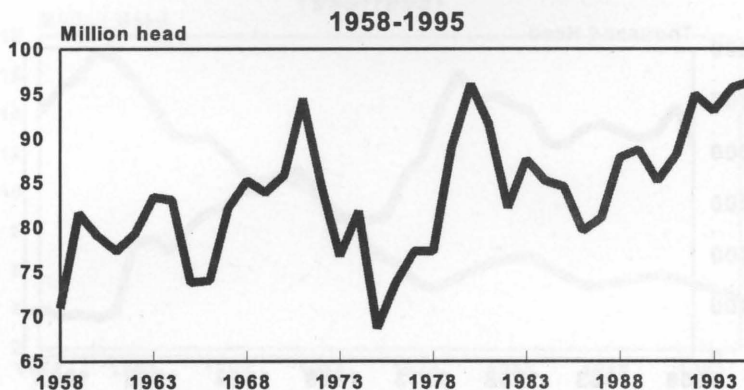
U.S. COMMERCIAL HOG SLAUGHTER, 1958-1995

1000 head

| YEAR | JAN | FEB | MAR | APR | MAY | JUN | JUL | AUG | SEP | OCT | NOV | DEC | TOTAL |
|------|--------|--------|---------|--------|--------|---------|--------|--------|---------|--------|--------|---------|---------|
| 1958 | 6711.7 | 5416.9 | 5791.4 | 5918.8 | 5300.2 | 5011.0 | 5160.9 | 5345.5 | 6163.3 | 6978.5 | 6220.0 | 6946.8 | 70965.0 |
| 1959 | 7028.4 | 6717.9 | 6817.5 | 6698.1 | 5900.5 | 5843.4 | 6154.6 | 5914.2 | 6930.3 | 7845.4 | 7472.8 | 8258.8 | 81581.9 |
| 1960 | 7793.9 | 7015.7 | 7345.2 | 6594.0 | 6513.2 | 6104.8 | 5178.8 | 6214.3 | 6223.8 | 6460.5 | 6796.6 | 6795.5 | 79036.3 |
| 1961 | 6795.4 | 6028.7 | 7149.9 | 5951.6 | 6570.2 | 6012.7 | 5155.1 | 6104.2 | 6173.9 | 7275.5 | 7377.6 | 6739.9 | 77334.7 |
| 1962 | 7158.9 | 6239.1 | 7196.7 | 6590.4 | 6746.0 | 5951.3 | 5569.8 | 6172.1 | 5642.2 | 7716.5 | 7398.1 | 6953.2 | 79334.3 |
| 1963 | 7405.3 | 6603.7 | 7545.1 | 7352.8 | 6894.3 | 5739.0 | 5891.0 | 6085.2 | 6839.9 | 7872.5 | 7361.3 | 7733.4 | 83323.5 |
| 1964 | 8006.4 | 6828.7 | 7409.5 | 7441.5 | 6356.2 | 5932.8 | 5798.0 | 5707.9 | 6563.0 | 7797.2 | 7486.5 | 7690.8 | 83018.5 |
| 1965 | 6995.7 | 6161.9 | 7526.1 | 6690.8 | 5513.8 | 5479.3 | 5142.0 | 5529.1 | 6340.8 | 6255.4 | 6334.5 | 5814.1 | 73783.5 |
| 1966 | 5533.0 | 5408.4 | 6717.3 | 6138.7 | 5719.7 | 5481.0 | 4943.8 | 5943.3 | 6750.7 | 6944.3 | 7175.3 | 7255.1 | 74010.6 |
| 1967 | 7304.3 | 6581.6 | 7688.5 | 6768.0 | 6205.4 | 6010.2 | 5535.5 | 6732.1 | 7008.6 | 7675.8 | 7481.4 | 7132.2 | 82123.6 |
| 1968 | 7567.3 | 6633.1 | 7129.6 | 7367.1 | 7263.9 | 5871.6 | 6209.8 | 6724.4 | 7123.1 | 8300.1 | 7422.8 | 7546.9 | 85159.7 |
| 1969 | 7704.1 | 7004.3 | 7525.6 | 7550.8 | 6683.7 | 6184.7 | 6354.5 | 6284.0 | 7229.1 | 7772.2 | 6462.0 | 7083.5 | 83838.5 |
| 1970 | 6832.4 | 6084.4 | 7032.5 | 7296.2 | 6420.1 | 6261.6 | 6359.8 | 6616.8 | 7641.9 | 8352.5 | 8093.8 | 8824.8 | 85816.8 |
| 1971 | 8250.6 | 7017.5 | 8988.3 | 8457.6 | 7548.6 | 7603.2 | 6803.7 | 7512.8 | 7991.2 | 7780.2 | 8217.0 | 8267.2 | 94437.9 |
| 1972 | 7022.3 | 6828.8 | 8409.4 | 7256.1 | 7323.8 | 6809.0 | 5686.5 | 6946.8 | 6807.9 | 7492.5 | 7460.6 | 6663.4 | 84707.1 |
| 1973 | 7099.5 | 6089.1 | 7036.0 | 6361.3 | 7043.1 | 6073.9 | 5327.9 | 5890.1 | 5656.8 | 6995.6 | 6933.8 | 6287.9 | 76795.0 |
| 1974 | 7237.4 | 5963.8 | 6948.3 | 7267.7 | 7478.3 | 6268.4 | 6095.4 | 6729.2 | 6880.5 | 7430.8 | 6789.5 | 6672.6 | 81761.9 |
| 1975 | 6763.8 | 5891.3 | 6104.5 | 6730.4 | 5691.6 | 5385.6 | 4955.5 | 4883.2 | 5467.8 | 5637.0 | 5337.0 | 5839.1 | 68686.8 |
| 1976 | 5696.4 | 5122.8 | 6612.5 | 6086.7 | 5333.6 | 5400.5 | 5130.7 | 6214.5 | 6637.2 | 7210.9 | 7458.3 | 6879.8 | 73783.9 |
| 1977 | 6127.3 | 6096.5 | 7546.4 | 6651.8 | 6133.5 | 5957.4 | 5120.7 | 6409.7 | 6762.5 | 6771.3 | 7198.1 | 6527.7 | 77302.9 |
| 1978 | 6242.6 | 6091.5 | 7069.8 | 6457.6 | 6557.4 | 6026.6 | 5631.3 | 6481.4 | 6440.8 | 6840.5 | 7041.5 | 6434.4 | 77315.4 |
| 1979 | 6695.4 | 5946.7 | 7397.9 | 7235.8 | 7560.1 | 6944.1 | 7003.0 | 7962.6 | 7116.9 | 9101.1 | 8499.2 | 7636.4 | 89099.2 |
| 1980 | 8420.4 | 7607.4 | 8208.5 | 8886.0 | 8535.7 | 7617.6 | 7220.1 | 7029.6 | 7908.4 | 8737.2 | 7703.3 | 8200.1 | 96074.3 |
| 1981 | 8130.9 | 7195.6 | 8351.2 | 8326.1 | 7298.7 | 6969.3 | 6811.7 | 6854.2 | 7611.5 | 8143.4 | 7600.5 | 8281.9 | 91575.0 |
| 1982 | | | 21713.5 | | | 20711.9 | | | 18939.6 | | | 20824.6 | 82189.6 |
| 1983 | 6664.1 | 5964.4 | 7583.3 | 7297.8 | 7117.9 | 7250.6 | 6561.5 | 7311.2 | 7499.9 | 8085.6 | 8436.0 | 7812.1 | 87584.4 |
| 1984 | 7193.1 | 6811.1 | 7802.3 | 7161.1 | 7367.3 | 6595.3 | 6006.5 | 6845.5 | 6643.4 | 8151.7 | 7597.2 | 6993.5 | 85168.0 |
| 1985 | 7341.6 | 6396.0 | 7133.6 | 7382.6 | 7566.8 | 6394.0 | 6600.3 | 7015.8 | 6940.1 | 7787.6 | 7033.3 | 6899.9 | 84491.6 |
| 1986 | 7185.0 | 6336.9 | 6856.7 | 7352.4 | 6888.4 | 6075.5 | 6097.8 | 5972.0 | 6503.5 | 7279.1 | 6254.8 | 6796.0 | 79598.1 |
| 1987 | 6917.8 | 6054.7 | 6967.1 | 6667.2 | 6083.7 | 6160.5 | 6188.5 | 6179.9 | 7027.4 | 7700.3 | 7320.7 | 7813.1 | 81080.9 |
| 1988 | 6980.6 | 6686.9 | 7692.2 | 7091.2 | 6884.0 | 6902.2 | 6366.0 | 7292.4 | 7719.4 | 8096.2 | 8138.0 | 7945.5 | 87794.6 |
| 1989 | 7316.2 | 6796.8 | 7763.0 | 7382.7 | 7480.3 | 7080.9 | 6301.3 | 7587.5 | 7678.3 | 8032.1 | 8039.3 | 7233.0 | 88691.4 |
| 1990 | 7618.5 | 6810.1 | 7454.8 | 6961.4 | 6980.5 | 6620.9 | 6153.3 | 7302.8 | 6889.4 | 7757.0 | 7532.1 | 7354.6 | 85135.4 |
| 1991 | 7652.3 | 6637.4 | 7215.6 | 7496.5 | 7128.6 | 6296.1 | 6736.0 | 7278.6 | 7361.3 | 8498.2 | 7943.1 | 7925.3 | 88169.0 |
| 1992 | 8345.5 | 7332.2 | 8124.2 | 7792.0 | 7063.1 | 7347.1 | 7643.4 | 7682.7 | 8419.9 | 8792.4 | 7985.9 | 8360.1 | 94888.5 |
| 1993 | 7830.1 | 7087.5 | 8139.2 | 8003.5 | 7147.1 | 7509.9 | 7177.8 | 7652.4 | 7946.7 | 8038.3 | 8138.7 | 8396.5 | 93067.7 |
| 1994 | 7465.9 | 6949.4 | 8326.9 | 7780.9 | 7555.6 | 7628.6 | 7100.7 | 8191.2 | 8382.1 | 8795.0 | 8734.1 | 8786.1 | 95696.5 |
| 1995 | 8090.7 | 7326.5 | 8807.0 | 7546.4 | 8194.1 | 7903.1 | 7075.6 | 8264.7 | 7920.4 | 8537.2 | 8592.6 | 8067.2 | 96325.5 |

* 1982 DATA AVAILABLE BY QUARTERS ONLY

U.S. Commercial Hog Slaughter



TEXAS COMMERCIAL HOG SLAUGHTER, 1958-1995

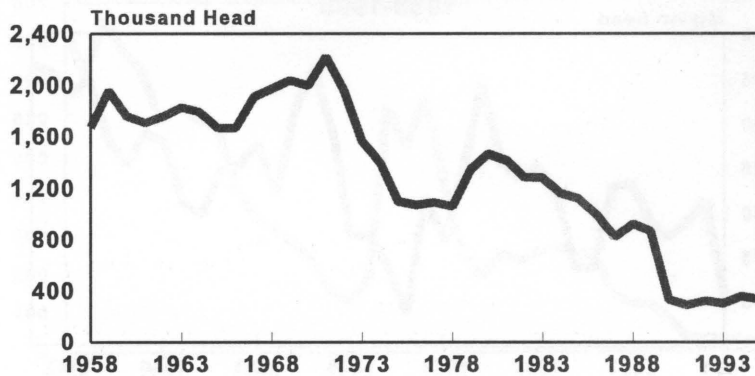
1000 head

| YEAR | JAN | FEB | MAR | APR | MAY | JUN | JUL | AUG | SEP | OCT | NOV | DEC | TOTAL |
|------|-------|-------|-------|-------|-------|-------|-------|-------|-------|-------|-------|-------|--------|
| 1958 | 178.0 | 141.0 | 142.0 | 131.0 | 125.0 | 102.0 | 108.0 | 107.0 | 134.0 | 166.0 | 152.0 | 186.0 | 1672.0 |
| 1959 | 183.0 | 161.0 | 174.0 | 170.0 | 140.0 | 143.0 | 137.0 | 126.0 | 165.0 | 192.0 | 180.0 | 191.0 | 1962.0 |
| 1960 | 177.0 | 155.0 | 175.0 | 160.0 | 153.0 | 134.0 | 111.0 | 122.0 | 130.0 | 134.0 | 149.0 | 158.0 | 1758.0 |
| 1961 | 147.0 | 131.0 | 159.0 | 128.0 | 141.0 | 124.0 | 116.0 | 134.0 | 138.0 | 163.0 | 162.0 | 164.0 | 1707.0 |
| 1962 | 172.0 | 137.0 | 158.0 | 149.0 | 153.0 | 131.0 | 123.0 | 132.0 | 122.0 | 161.0 | 163.0 | 159.0 | 1760.0 |
| 1963 | 175.0 | 146.0 | 161.0 | 155.0 | 162.0 | 127.0 | 145.0 | 139.0 | 139.0 | 162.0 | 153.0 | 165.0 | 1829.0 |
| 1964 | 183.0 | 151.0 | 158.0 | 155.0 | 133.0 | 128.0 | 129.0 | 125.0 | 138.0 | 163.0 | 162.0 | 169.0 | 1794.0 |
| 1965 | 158.0 | 136.0 | 162.0 | 146.0 | 135.0 | 127.0 | 116.0 | 129.0 | 137.0 | 141.0 | 143.0 | 136.0 | 1666.0 |
| 1966 | 131.0 | 123.0 | 148.0 | 137.0 | 136.0 | 123.0 | 111.0 | 125.0 | 144.0 | 151.0 | 166.0 | 171.0 | 1666.0 |
| 1967 | 172.0 | 155.0 | 170.0 | 152.0 | 161.0 | 141.0 | 131.0 | 157.0 | 157.0 | 178.0 | 175.0 | 163.0 | 1912.0 |
| 1968 | 175.0 | 165.0 | 166.0 | 170.0 | 171.0 | 147.0 | 160.0 | 167.0 | 158.0 | 165.0 | 158.0 | 172.0 | 1974.0 |
| 1969 | 186.0 | 162.0 | 174.0 | 177.0 | 172.0 | 162.0 | 160.0 | 159.0 | 171.0 | 181.0 | 160.0 | 175.0 | 2039.0 |
| 1970 | 171.0 | 141.0 | 169.0 | 162.0 | 148.0 | 156.0 | 159.0 | 160.0 | 173.0 | 188.0 | 178.0 | 194.0 | 1999.0 |
| 1971 | 197.0 | 180.0 | 216.0 | 202.0 | 175.0 | 178.0 | 160.0 | 170.0 | 181.0 | 182.0 | 187.0 | 194.0 | 2222.0 |
| 1972 | 180.0 | 168.0 | 183.0 | 157.0 | 160.0 | 149.0 | 136.0 | 163.0 | 147.0 | 172.0 | 178.0 | 164.0 | 1957.0 |
| 1973 | 168.0 | 145.0 | 139.0 | 124.0 | 140.0 | 124.0 | 115.0 | 113.0 | 107.0 | 139.0 | 125.0 | 123.0 | 1562.0 |
| 1974 | 131.0 | 114.0 | 116.0 | 118.0 | 124.0 | 112.0 | 114.0 | 110.0 | 109.0 | 122.0 | 114.0 | 110.0 | 1394.0 |
| 1975 | 120.0 | 108.0 | 104.0 | 107.0 | 92.5 | 83.0 | 88.5 | 74.5 | 78.0 | 83.0 | 73.0 | 86.5 | 1098.0 |
| 1976 | 88.5 | 79.5 | 91.0 | 81.5 | 75.0 | 79.5 | 79.0 | 85.5 | 95.5 | 103.0 | 107.0 | 107.0 | 1072.0 |
| 1977 | 100.8 | 86.4 | 99.0 | 91.0 | 93.4 | 89.7 | 75.2 | 85.1 | 88.0 | 88.4 | 96.6 | 97.2 | 1090.8 |
| 1978 | 95.0 | 86.3 | 100.6 | 85.8 | 92.3 | 87.8 | 74.8 | 88.5 | 82.8 | 90.6 | 89.8 | 87.5 | 1061.7 |
| 1979 | 98.9 | 82.9 | 93.6 | 94.3 | 106.5 | 107.6 | 103.2 | 115.6 | 116.2 | 145.8 | 150.4 | 133.5 | 1348.4 |
| 1980 | 143.2 | 119.2 | 123.3 | 130.2 | 128.8 | 116.1 | 111.6 | 111.8 | 113.3 | 126.1 | 115.2 | 126.1 | 1464.7 |
| 1981 | 127.2 | 117.0 | 129.8 | 121.1 | 106.0 | 105.8 | 99.3 | 107.6 | 120.5 | 120.9 | 123.3 | 136.8 | 1415.2 |
| 1982 | | | 355.7 | | | 311.9 | | | 291.8 | | | 327.1 | 1286.4 |
| 1983 | 110.6 | 97.2 | 111.9 | 107.6 | 103.0 | 103.6 | 95.4 | 104.2 | 102.0 | 113.6 | 120.2 | 111.2 | 1280.5 |
| 1984 | 111.8 | 103.5 | 112.9 | 90.4 | 93.1 | 89.4 | 85.3 | 92.2 | 92.3 | 105.5 | 97.6 | 88.4 | 1162.5 |
| 1985 | 95.8 | 82.6 | 86.2 | 87.7 | 92.1 | 80.6 | 83.6 | 89.0 | 100.5 | 117.2 | 101.2 | 104.4 | 1120.8 |
| 1986 | 108.0 | 94.5 | 103.3 | 106.6 | 102.6 | 87.8 | 60.8 | 57.2 | 66.1 | 70.9 | 62.9 | 72.1 | 992.9 |
| 1987 | 69.4 | 62.7 | 68.5 | 69.0 | 61.7 | 61.3 | 60.9 | 59.0 | 68.6 | 81.4 | 77.6 | 82.0 | 822.1 |
| 1988 | 83.0 | 73.9 | 82.6 | 74.4 | 74.5 | 71.2 | 67.1 | 74.6 | 77.2 | 85.5 | 84.7 | 75.4 | 924.1 |
| 1989 | 79.3 | 72.5 | 84.4 | 77.5 | 81.9 | 69.6 | 63.1 | 70.9 | 72.1 | 75.5 | 73.0 | 47.1 | 867.0 |
| 1990 | 39.3 | 34.3 | 34.6 | 33.3 | 30.8 | 19.4 | 21.5 | 21.8 | 19.9 | 27.7 | 25.4 | 25.9 | 333.9 |
| 1991 | 27.8 | 23.8 | 22.3 | 26.0 | 21.5 | 21.6 | 20.3 | 21.1 | 25.6 | 24.9 | 27.6 | 30.2 | 292.5 |
| 1992 | 29.0 | 34.0 | 29.6 | 24.8 | 25.5 | 24.7 | 21.7 | 24.6 | 28.3 | 26.0 | 27.0 | 28.3 | 323.5 |
| 1993 | 27.7 | 24.9 | 26.2 | 24.8 | 20.5 | 20.6 | 20.6 | 20.8 | 24.8 | 25.9 | 31.6 | 33.5 | 301.9 |
| 1994 | 30.2 | 32.4 | 33.7 | 30.2 | 30.0 | 24.0 | 23.4 | 25.3 | 28.6 | 31.8 | 34.4 | 34.7 | 358.6 |
| 1995 | 30.5 | 27.8 | 31.4 | 27.0 | 26.8 | 24.8 | 25.4 | 25.1 | 25.4 | 31.5 | 28.3 | 31.7 | 335.5 |

* 1982 DATA AVAILABLE BY QUARTERS ONLY

Texas Commercial Hog Slaughter

1958-1995



U.S. COMMERCIAL SHEEP & LAMB SLAUGHTER, 1958-1995

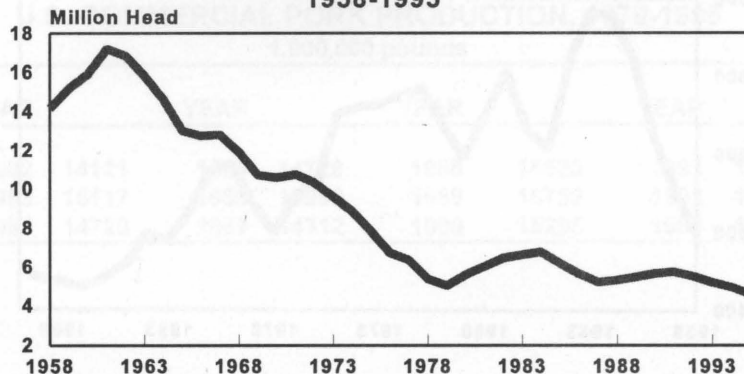
1000 head

| YEAR | JAN | FEB | MAR | APR | MAY | JUN | JUL | AUG | SEP | OCT | NOV | DEC | TOTAL |
|------|--------|--------|--------|--------|--------|--------|--------|--------|--------|--------|--------|--------|---------|
| 1958 | 1196.4 | 1051.0 | 1119.4 | 1297.0 | 1268.7 | 1199.5 | 1181.5 | 1101.2 | 1208.2 | 1302.2 | 1024.7 | 1214.2 | 14164.0 |
| 1959 | 1458.9 | 1187.4 | 1275.5 | 1230.5 | 1143.1 | 1194.4 | 1261.9 | 1156.6 | 1358.7 | 1376.2 | 1211.8 | 1324.9 | 15179.9 |
| 1960 | 1377.7 | 1195.3 | 1217.4 | 1202.8 | 1262.9 | 1311.5 | 1271.7 | 1415.3 | 1509.1 | 1526.9 | 1344.0 | 1264.7 | 15899.3 |
| 1961 | 1453.7 | 1239.6 | 1482.7 | 1417.2 | 1549.6 | 1444.2 | 1314.9 | 1503.0 | 1487.8 | 1613.9 | 1396.8 | 1286.6 | 17190.0 |
| 1962 | 1558.8 | 1322.9 | 1381.2 | 1357.8 | 1391.7 | 1247.5 | 1357.2 | 1450.9 | 1459.7 | 1681.3 | 1379.6 | 1248.2 | 16836.8 |
| 1963 | 1464.4 | 1172.3 | 1262.3 | 1272.1 | 1231.4 | 1135.9 | 1384.0 | 1374.2 | 1410.6 | 1621.6 | 1256.2 | 1236.9 | 15821.9 |
| 1964 | 1436.3 | 1087.9 | 1174.8 | 1186.3 | 1119.1 | 1199.6 | 1265.5 | 1167.6 | 1293.2 | 1363.5 | 1121.1 | 1179.7 | 14594.6 |
| 1965 | 1170.6 | 936.8 | 1091.3 | 1110.3 | 1023.1 | 1068.3 | 1080.5 | 1087.5 | 1230.2 | 1152.1 | 1048.9 | 1006.7 | 13006.3 |
| 1966 | 991.3 | 859.8 | 1133.1 | 1082.0 | 1064.4 | 1145.2 | 1026.8 | 1136.3 | 1179.5 | 1133.1 | 993.6 | 991.5 | 12736.6 |
| 1967 | 1162.7 | 1076.3 | 1188.8 | 974.7 | 1006.3 | 1020.2 | 1010.4 | 1123.0 | 1153.2 | 1119.6 | 998.3 | 957.0 | 12790.5 |
| 1968 | 1150.2 | 927.8 | 883.9 | 980.4 | 1010.7 | 934.8 | 1009.7 | 1011.6 | 1048.8 | 1141.8 | 896.5 | 887.8 | 11884.0 |
| 1969 | 1055.0 | 807.9 | 866.7 | 900.5 | 891.3 | 865.2 | 876.7 | 851.0 | 970.3 | 987.7 | 778.1 | 840.3 | 10690.7 |
| 1970 | 895.8 | 774.2 | 909.4 | 958.5 | 841.7 | 888.4 | 876.2 | 837.0 | 944.6 | 965.0 | 774.0 | 887.0 | 10551.8 |
| 1971 | 936.5 | 833.4 | 955.7 | 951.5 | 807.1 | 870.6 | 855.0 | 857.2 | 958.9 | 959.2 | 859.0 | 884.5 | 10728.6 |
| 1972 | 880.8 | 830.9 | 948.4 | 821.5 | 835.5 | 842.0 | 766.5 | 871.7 | 893.2 | 971.2 | 859.0 | 780.3 | 10301.0 |
| 1973 | 857.5 | 721.0 | 736.9 | 732.4 | 884.6 | 752.9 | 834.7 | 887.4 | 819.8 | 951.8 | 779.3 | 638.7 | 9597.0 |
| 1974 | 770.0 | 628.9 | 791.1 | 817.0 | 693.2 | 601.0 | 736.7 | 806.8 | 869.6 | 878.6 | 636.8 | 616.9 | 8846.6 |
| 1975 | 682.7 | 586.4 | 675.0 | 652.0 | 637.5 | 635.9 | 658.0 | 647.8 | 785.4 | 731.8 | 535.8 | 606.6 | 7834.9 |
| 1976 | 600.8 | 528.1 | 586.7 | 589.8 | 447.6 | 523.4 | 547.2 | 584.9 | 646.2 | 573.9 | 533.8 | 551.1 | 6713.5 |
| 1977 | 513.3 | 473.8 | 595.4 | 562.8 | 491.5 | 570.2 | 486.1 | 578.2 | 588.4 | 545.2 | 495.4 | 455.4 | 6355.7 |
| 1978 | 437.6 | 401.7 | 501.9 | 449.4 | 467.7 | 457.2 | 423.0 | 458.8 | 454.6 | 475.7 | 430.2 | 411.1 | 5368.9 |
| 1979 | 401.8 | 364.1 | 444.2 | 444.4 | 434.7 | 385.7 | 400.4 | 433.4 | 427.9 | 474.4 | 403.2 | 402.9 | 5017.1 |
| 1980 | 462.8 | 431.7 | 485.1 | 485.5 | 469.2 | 416.5 | 440.3 | 448.0 | 488.5 | 533.5 | 431.8 | 486.4 | 5579.3 |
| 1981 | 504.4 | 439.5 | 505.1 | 537.6 | 442.2 | 459.3 | 459.9 | 490.6 | 569.7 | 574.2 | 490.2 | 535.3 | 6008.0 |
| 1982 | | | 1602.0 | | | 1537.4 | | | 1628.0 | | 1681.3 | | 6448.7 |
| 1983 | 521.7 | 468.5 | 633.5 | 523.5 | 526.8 | 525.5 | 514.3 | 608.3 | 617.0 | 600.6 | 528.2 | 551.3 | 6619.2 |
| 1984 | 553.3 | 561.3 | 600.5 | 615.8 | 573.4 | 516.4 | 528.7 | 583.1 | 547.6 | 608.0 | 540.6 | 530.4 | 6759.1 |
| 1985 | 556.8 | 483.8 | 578.1 | 533.4 | 508.9 | 438.0 | 502.5 | 516.6 | 497.1 | 570.4 | 475.3 | 504.4 | 6165.3 |
| 1986 | 518.0 | 451.6 | 540.4 | 492.5 | 431.6 | 419.5 | 449.5 | 443.6 | 510.8 | 510.5 | 412.8 | 454.3 | 5635.1 |
| 1987 | 428.0 | 399.8 | 442.3 | 496.1 | 373.3 | 420.6 | 425.5 | 415.6 | 474.2 | 460.2 | 411.4 | 450.8 | 5197.8 |
| 1988 | 389.3 | 416.7 | 548.1 | 404.6 | 427.4 | 427.7 | 405.0 | 461.5 | 469.0 | 452.1 | 431.9 | 459.7 | 5193.0 |
| 1989 | 427.7 | 424.5 | 519.6 | 409.1 | 447.7 | 437.3 | 414.7 | 494.1 | 456.6 | 483.9 | 480.7 | 469.3 | 5465.2 |
| 1990 | 489.6 | 441.1 | 492.9 | 487.1 | 478.7 | 440.3 | 447.9 | 482.4 | 439.1 | 507.1 | 480.8 | 464.5 | 5651.5 |
| 1991 | 507.9 | 461.6 | 565.2 | 456.6 | 461.2 | 406.5 | 449.7 | 458.0 | 477.0 | 522.3 | 466.6 | 488.3 | 5720.9 |
| 1992 | 483.7 | 437.0 | 496.3 | 526.1 | 388.2 | 436.1 | 443.4 | 418.6 | 489.6 | 469.8 | 430.1 | 477.5 | 5496.4 |
| 1993 | 392.7 | 394.7 | 488.8 | 482.0 | 410.9 | 478.5 | 408.9 | 432.6 | 425.9 | 406.3 | 418.3 | 442.6 | 5182.2 |
| 1994 | 394.3 | 418.7 | 530.2 | 419.6 | 435.2 | 392.0 | 317.8 | 400.4 | 400.2 | 397.9 | 406.5 | 425.6 | 4938.4 |
| 1995 | 386.0 | 375.3 | 468.1 | 440.6 | 369.8 | 360.2 | 309.9 | 371.3 | 359.3 | 370.7 | 377.2 | 371.4 | 4559.8 |

*1982 DATA AVAILABLE BY QUARTERS ONLY

U.S. Commercial Sheep & Lamb Slaughter

1958-1995



TEXAS COMMERCIAL SHEEP & LAMB SLAUGHTER, 1958-1995

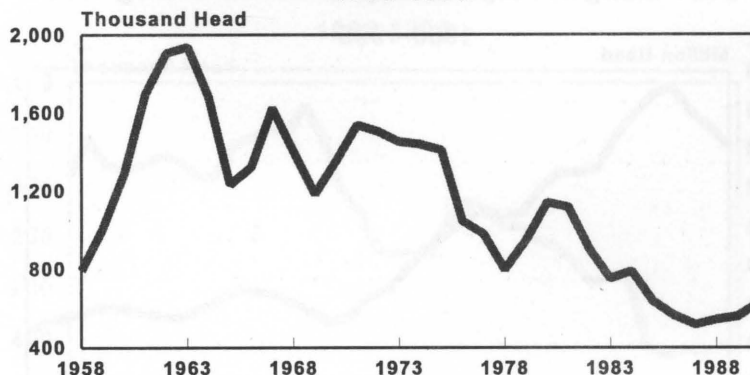
1000 head

| YEAR | JAN | FEB | MAR | APR | MAY | JUN | JUL | AUG | SEP | OCT | NOV | DEC | TOTAL |
|------|-------|-------|-------|-------|-------|-------|-------|-------|-------|-------|-------|-------|--------|
| 1958 | 43.0 | 38.5 | 74.0 | 122.0 | 158.5 | 123.0 | 56.5 | 41.5 | 42.5 | 35.0 | 29.0 | 29.5 | 793.0 |
| 1959 | 63.5 | 49.0 | 78.0 | 92.0 | 138.0 | 110.0 | 75.5 | 68.5 | 116.0 | 85.0 | 75.5 | 56.0 | 1007.0 |
| 1960 | 52.5 | 50.5 | 72.0 | 114.0 | 182.0 | 156.0 | 102.0 | 120.0 | 149.0 | 134.0 | 89.5 | 62.5 | 1284.0 |
| 1961 | 71.0 | 59.5 | 106.0 | 167.0 | 259.0 | 189.0 | 125.0 | 181.0 | 154.0 | 161.0 | 122.0 | 99.5 | 1694.0 |
| 1962 | 121.0 | 105.0 | 116.0 | 160.0 | 244.0 | 197.0 | 180.0 | 171.0 | 160.0 | 188.0 | 145.0 | 117.0 | 1904.0 |
| 1963 | 120.0 | 80.0 | 131.0 | 169.0 | 196.0 | 167.0 | 185.0 | 165.0 | 162.0 | 245.0 | 179.0 | 139.0 | 1938.0 |
| 1964 | 138.0 | 75.5 | 107.0 | 145.0 | 194.0 | 195.0 | 192.0 | 143.0 | 134.0 | 150.0 | 111.0 | 91.0 | 1675.5 |
| 1965 | 61.5 | 58.5 | 82.0 | 140.0 | 168.0 | 172.0 | 131.0 | 90.0 | 102.0 | 101.0 | 78.5 | 47.0 | 1231.5 |
| 1966 | 37.0 | 39.5 | 86.5 | 140.0 | 175.0 | 184.0 | 141.0 | 131.0 | 107.0 | 122.0 | 82.0 | 77.0 | 1322.0 |
| 1967 | 124.0 | 106.0 | 146.0 | 138.0 | 172.0 | 171.0 | 158.0 | 166.0 | 142.0 | 133.0 | 104.0 | 65.0 | 1625.0 |
| 1968 | 95.0 | 85.0 | 93.5 | 112.0 | 189.0 | 158.0 | 133.0 | 124.0 | 122.0 | 140.0 | 84.5 | 67.5 | 1403.5 |
| 1969 | 102.0 | 80.0 | 91.5 | 105.0 | 119.0 | 136.0 | 118.0 | 104.0 | 97.5 | 100.0 | 59.0 | 71.5 | 1183.5 |
| 1970 | 83.5 | 79.0 | 101.0 | 122.0 | 150.0 | 148.0 | 119.0 | 116.0 | 112.0 | 113.0 | 94.5 | 116.0 | 1354.0 |
| 1971 | 128.0 | 129.0 | 167.0 | 148.0 | 123.0 | 159.0 | 155.0 | 118.0 | 120.0 | 122.0 | 94.5 | 74.0 | 1537.5 |
| 1972 | 101.0 | 113.0 | 145.0 | 124.0 | 118.0 | 154.0 | 130.0 | 130.0 | 127.0 | 154.0 | 111.0 | 98.0 | 1505.0 |
| 1973 | 101.0 | 96.5 | 111.0 | 105.0 | 157.0 | 130.0 | 134.0 | 148.0 | 129.0 | 147.0 | 110.0 | 84.0 | 1452.5 |
| 1974 | 116.0 | 98.5 | 126.0 | 140.0 | 133.0 | 109.0 | 130.0 | 133.0 | 127.0 | 162.0 | 91.0 | 74.0 | 1439.5 |
| 1975 | 99.5 | 97.0 | 136.0 | 144.0 | 160.0 | 144.0 | 115.0 | 107.0 | 127.0 | 115.0 | 76.5 | 88.5 | 1409.5 |
| 1976 | 107.0 | 93.5 | 101.0 | 91.5 | 80.0 | 92.5 | 77.0 | 94.0 | 82.0 | 82.0 | 74.5 | 69.5 | 1044.5 |
| 1977 | 68.8 | 70.1 | 87.3 | 73.3 | 95.2 | 106.3 | 76.1 | 94.4 | 87.7 | 77.5 | 72.9 | 70.7 | 980.3 |
| 1978 | 73.6 | 58.0 | 73.7 | 63.6 | 62.4 | 60.5 | 39.6 | 63.4 | 63.2 | 87.6 | 81.4 | 70.6 | 797.6 |
| 1979 | 75.0 | 75.1 | 97.5 | 80.2 | 68.8 | 63.4 | 69.8 | 80.2 | 77.9 | 86.2 | 93.8 | 81.7 | 949.6 |
| 1980 | 108.2 | 94.0 | 102.7 | 105.1 | 106.9 | 92.1 | 92.3 | 75.9 | 83.7 | 98.8 | 84.8 | 95.9 | 1140.3 |
| 1981 | 107.5 | 88.4 | 100.6 | 114.0 | 108.7 | 87.3 | 70.9 | 82.1 | 102.1 | 90.6 | 85.6 | 80.5 | 1118.2 |
| 1982 | | | 264.0 | | | 249.7 | | | 214.6 | | | 175.2 | 903.5 |
| 1983 | 56.6 | 48.3 | 72.3 | 62.7 | 63.6 | 65.8 | 64.2 | 65.8 | 67.6 | 70.1 | 57.5 | 57.0 | 751.5 |
| 1984 | 63.4 | 63.9 | 73.4 | 70.0 | 77.0 | 67.6 | 66.9 | 63.7 | 64.5 | 64.3 | 59.1 | 56.2 | 789.9 |
| 1985 | 63.6 | 60.7 | 69.0 | 73.5 | 70.1 | 43.2 | 40.5 | 38.8 | 45.4 | 53.9 | 46.8 | 48.1 | 653.5 |
| 1986 | 59.4 | 50.4 | 70.2 | 63.0 | 41.3 | 38.2 | 38.8 | 28.9 | 42.5 | 43.6 | 43.3 | 42.5 | 561.9 |
| 1987 | 42.9 | 42.3 | 46.4 | 49.5 | 37.2 | 44.2 | 38.1 | 35.9 | 41.8 | 48.0 | 45.5 | 43.4 | 515.2 |
| 1988 | 40.7 | 52.7 | 72.2 | 44.8 | 47.6 | 39.5 | 39.3 | 40.9 | 47.1 | 38.6 | 39.2 | 39.8 | 542.4 |
| 1989 | 43.4 | 46.2 | 55.6 | 45.8 | 43.9 | 43.1 | 40.1 | 50.4 | 43.8 | 45.6 | 49.6 | 48.4 | 556.0 |
| 1990 | 53.2 | 50.8 | 62.7 | 53.4 | 53.1 | 51.6 | 52.1 | 49.6 | 48.7 | 52.4 | 49.7 | 48.7 | 626.1 |
| 1991 | 52.9 | 50.7 | 64.3 | 52.8 | | | | | | | | | |
| 1992 | | | | | | | | | | | | | |
| 1993 | | | | | | | | | | | | | |
| 1994 | | | | | | | | | | | | | |
| 1995 | | | | | | | | | | | | | |

*****CONFIDENTIAL*****
 *****CONFIDENTIAL*****
 *****CONFIDENTIAL*****
 *****CONFIDENTIAL*****
 *****CONFIDENTIAL*****

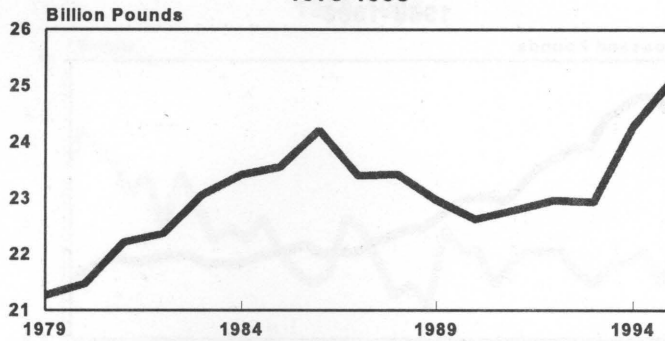
* 1982 DATA AVAILABLE BY QUARTERS ONLY

Texas Commercial Sheep & Lamb Slaughter 1958-1995



U.S. Commercial Beef Production

1979-1995



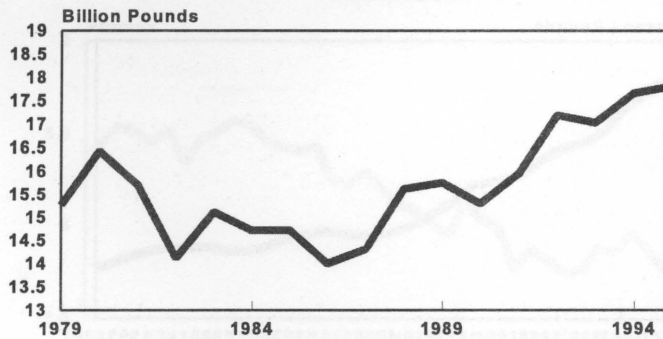
U.S. COMMERCIAL BEEF PRODUCTION, 1979-1995

1,000,000 pounds

| YEAR | YEAR | YEAR | YEAR | YEAR | YEAR |
|------|-------|------|-------|------|-------|
| 1979 | 21262 | 1982 | 22366 | 1985 | 23557 |
| 1980 | 21469 | 1983 | 23060 | 1986 | 24213 |
| 1981 | 22214 | 1984 | 23418 | 1987 | 23405 |
| | | | | 1988 | 23425 |
| | | | | 1989 | 22975 |
| | | | | 1990 | 22634 |
| | | | | 1991 | 22800 |
| | | | | 1992 | 22968 |
| | | | | 1993 | 22942 |
| | | | | 1994 | 24278 |
| | | | | 1995 | 25117 |

U.S. Commercial Pork Production

1979-1995



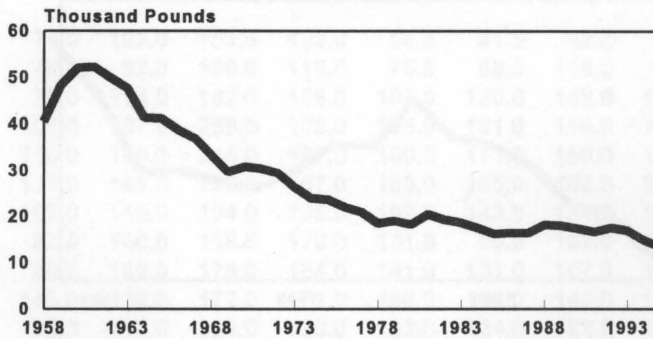
U.S. COMMERCIAL PORK PRODUCTION, 1979-1995

1,000,000 pounds

| YEAR | YEAR | YEAR | YEAR | YEAR | YEAR |
|------|-------|------|-------|------|-------|
| 1979 | 15271 | 1982 | 14121 | 1985 | 14728 |
| 1980 | 16433 | 1983 | 15117 | 1986 | 13998 |
| 1981 | 15717 | 1984 | 14720 | 1987 | 14312 |
| | | | | 1988 | 15623 |
| | | | | 1989 | 15759 |
| | | | | 1990 | 15295 |
| | | | | 1991 | 15949 |
| | | | | 1992 | 17184 |
| | | | | 1993 | 17029 |
| | | | | 1994 | 17659 |
| | | | | 1995 | 17810 |

Texas Wool Production

1958-1995



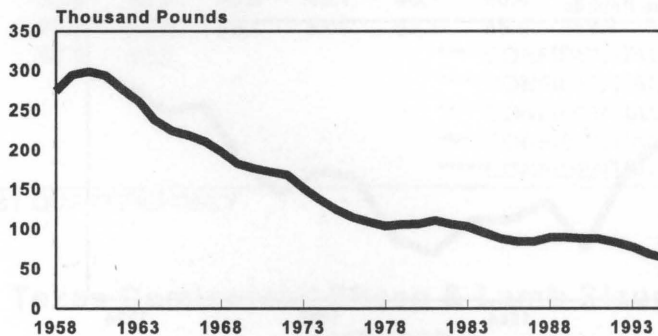
TEXAS WOOL PRODUCTION, 1958-1995

1000 pounds

| YEAR | YEAR | YEAR | YEAR | YEAR | YEAR |
|------|-------|------|-------|------|-------|
| 1958 | 40483 | 1965 | 41109 | 1972 | 29430 |
| 1959 | 48231 | 1966 | 38777 | 1973 | 26352 |
| 1960 | 51980 | 1967 | 36998 | 1974 | 23900 |
| 1961 | 52225 | 1968 | 33363 | 1975 | 23600 |
| 1962 | 49752 | 1969 | 29717 | 1976 | 22000 |
| 1963 | 47618 | 1970 | 30784 | 1977 | 21000 |
| 1964 | 41294 | 1971 | 30397 | 1978 | 18500 |
| | | | | 1979 | 19075 |
| | | | | 1980 | 18300 |
| | | | | 1981 | 20500 |
| | | | | 1982 | 19300 |
| | | | | 1983 | 18600 |
| | | | | 1984 | 17500 |
| | | | | 1985 | 16200 |
| | | | | 1986 | 16400 |
| | | | | 1987 | 16400 |
| | | | | 1988 | 18200 |
| | | | | 1989 | 18000 |
| | | | | 1990 | 17400 |
| | | | | 1991 | 16700 |
| | | | | 1992 | 17600 |
| | | | | 1993 | 17000 |
| | | | | 1994 | 14840 |
| | | | | 1995 | 13468 |

U.S. Wool Production

1958-1995

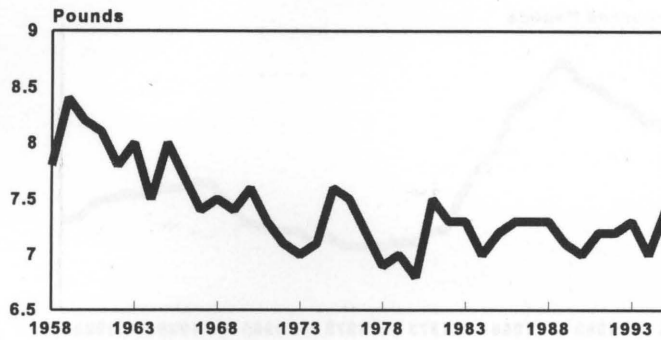


U.S. WOOL PRODUCTION, 1958-1995

1000 pounds

| YEAR | YEAR | YEAR | YEAR | YEAR | YEAR |
|------|--------|------|--------|------|--------|
| 1958 | 274113 | 1965 | 224763 | 1972 | 168206 |
| 1959 | 294439 | 1966 | 219153 | 1973 | 151738 |
| 1960 | 298877 | 1967 | 211384 | 1974 | 137082 |
| 1961 | 293661 | 1968 | 197896 | 1975 | 124835 |
| 1962 | 276536 | 1969 | 182849 | 1976 | 115100 |
| 1963 | 261246 | 1970 | 176787 | 1977 | 109028 |
| 1964 | 237433 | 1971 | 172156 | 1978 | 103492 |
| | | | | 1979 | 105767 |
| | | | | 1980 | 106469 |
| | | | | 1981 | 110937 |
| | | | | 1982 | 106129 |
| | | | | 1983 | 102890 |
| | | | | 1984 | 95670 |
| | | | | 1985 | 88055 |
| | | | | 1986 | 84372 |
| | | | | 1987 | 84450 |
| | | | | 1988 | 89467 |
| | | | | 1989 | 89243 |
| | | | | 1990 | 87952 |
| | | | | 1991 | 87644 |
| | | | | 1992 | 82943 |
| | | | | 1993 | 77535 |
| | | | | 1994 | 68577 |
| | | | | 1995 | 63303 |

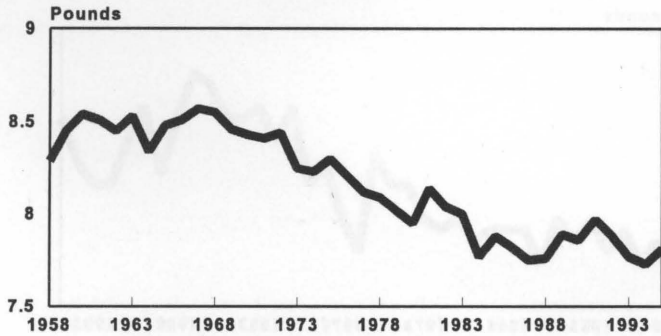
Texas Average Wool Yield 1958-1995



TEXAS AVERAGE WOOL YIELD, 1958-1995
pounds

| YEAR | YEAR | YEAR | YEAR | YEAR | YEAR |
|------|------|------|------|------|------|
| 1958 | 7.80 | 1965 | 8.00 | 1972 | 7.10 |
| 1959 | 8.40 | 1966 | 7.70 | 1973 | 7.00 |
| 1960 | 8.20 | 1967 | 7.40 | 1974 | 7.10 |
| 1961 | 8.10 | 1968 | 7.50 | 1975 | 7.60 |
| 1962 | 7.80 | 1969 | 7.40 | 1976 | 7.50 |
| 1963 | 8.00 | 1970 | 7.60 | 1977 | 7.20 |
| 1964 | 7.50 | 1971 | 7.30 | 1978 | 6.90 |
| | | | | 1979 | 7.00 |
| | | | | 1980 | 6.80 |
| | | | | 1981 | 7.50 |
| | | | | 1982 | 7.30 |
| | | | | 1983 | 7.30 |
| | | | | 1984 | 7.00 |
| | | | | 1985 | 7.20 |
| | | | | 1986 | 7.30 |
| | | | | 1987 | 7.30 |
| | | | | 1988 | 7.30 |
| | | | | 1989 | 7.10 |
| | | | | 1990 | 7.00 |
| | | | | 1991 | 7.20 |
| | | | | 1992 | 7.20 |
| | | | | 1993 | 7.30 |
| | | | | 1994 | 7.00 |
| | | | | 1995 | 7.40 |

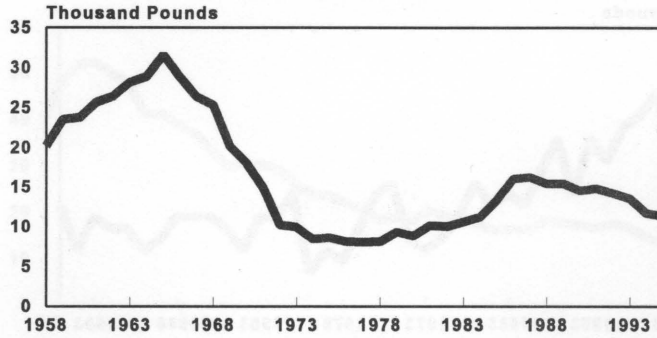
U.S. Average Wool Yield 1958-1995



U.S. AVERAGE WOOL YIELD, 1958-1995
pounds

| YEAR | YEAR | YEAR | YEAR | YEAR | YEAR |
|------|------|------|------|------|------|
| 1958 | 8.29 | 1965 | 8.48 | 1972 | 8.44 |
| 1959 | 8.45 | 1966 | 8.51 | 1973 | 8.25 |
| 1960 | 8.54 | 1967 | 8.57 | 1974 | 8.23 |
| 1961 | 8.51 | 1968 | 8.55 | 1975 | 8.30 |
| 1962 | 8.45 | 1969 | 8.46 | 1976 | 8.21 |
| 1963 | 8.53 | 1970 | 8.43 | 1977 | 8.12 |
| 1964 | 8.34 | 1971 | 8.41 | 1978 | 8.09 |
| | | | | 1979 | 8.02 |
| | | | | 1980 | 7.95 |
| | | | | 1981 | 8.14 |
| | | | | 1982 | 8.04 |
| | | | | 1983 | 8.00 |
| | | | | 1984 | 7.77 |
| | | | | 1985 | 7.88 |
| | | | | 1986 | 7.82 |
| | | | | 1987 | 7.75 |
| | | | | 1988 | 7.76 |
| | | | | 1989 | 7.89 |
| | | | | 1990 | 7.86 |
| | | | | 1991 | 7.97 |
| | | | | 1992 | 7.88 |
| | | | | 1993 | 7.77 |
| | | | | 1994 | 7.73 |
| | | | | 1995 | 7.81 |

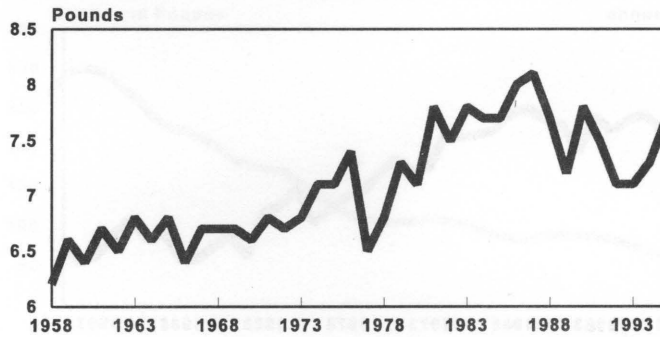
Texas Mohair Production 1958-1995



TEXAS MOHAIR PRODUCTION, 1958-1995
1000 pounds

| YEAR | YEAR | YEAR | YEAR | YEAR | YEAR |
|------|-------|------|-------|------|-------|
| 1958 | 20207 | 1965 | 31584 | 1972 | 10190 |
| 1959 | 23512 | 1966 | 28770 | 1973 | 9930 |
| 1960 | 23750 | 1967 | 26335 | 1974 | 8400 |
| 1961 | 25690 | 1968 | 25272 | 1975 | 8600 |
| 1962 | 26418 | 1969 | 20100 | 1976 | 8100 |
| 1963 | 28153 | 1970 | 17985 | 1977 | 8000 |
| 1964 | 28872 | 1971 | 14885 | 1978 | 8100 |
| | | | | 1979 | 9300 |
| | | | | 1980 | 8800 |
| | | | | 1981 | 10100 |
| | | | | 1982 | 10000 |
| | | | | 1983 | 10600 |
| | | | | 1984 | 11200 |
| | | | | 1985 | 13300 |
| | | | | 1986 | 16000 |
| | | | | 1987 | 16200 |
| | | | | 1988 | 15400 |
| | | | | 1989 | 15400 |
| | | | | 1990 | 14500 |
| | | | | 1991 | 14800 |
| | | | | 1992 | 14200 |
| | | | | 1993 | 13490 |
| | | | | 1994 | 11680 |
| | | | | 1995 | 11319 |

Texas Average Mohair Yield 1958-1995



TEXAS AVERAGE MOHAIR YIELD, 1958-1995
pounds

| YEAR | YEAR | YEAR | YEAR | YEAR | YEAR |
|------|------|------|------|------|------|
| 1958 | 6.20 | 1965 | 6.80 | 1972 | 6.70 |
| 1959 | 6.60 | 1966 | 6.40 | 1973 | 6.80 |
| 1960 | 6.40 | 1967 | 6.70 | 1974 | 7.10 |
| 1961 | 6.70 | 1968 | 6.70 | 1975 | 7.10 |
| 1962 | 6.50 | 1969 | 6.70 | 1976 | 7.40 |
| 1963 | 6.80 | 1970 | 6.60 | 1977 | 6.50 |
| 1964 | 6.60 | 1971 | 6.80 | 1978 | 6.80 |
| | | | | 1979 | 7.30 |
| | | | | 1980 | 7.10 |
| | | | | 1981 | 7.80 |
| | | | | 1982 | 7.50 |
| | | | | 1983 | 7.80 |
| | | | | 1984 | 7.70 |
| | | | | 1985 | 7.70 |
| | | | | 1986 | 8.00 |
| | | | | 1987 | 8.10 |
| | | | | 1988 | 7.70 |
| | | | | 1989 | 7.20 |
| | | | | 1990 | 7.80 |
| | | | | 1991 | 7.50 |
| | | | | 1992 | 7.10 |
| | | | | 1993 | 7.10 |
| | | | | 1994 | 7.30 |
| | | | | 1995 | 7.70 |

Seasonal Price Analysis

Nature dictates many of the seasonal price patterns and movements of the livestock and stock indexes. For example, a majority of the beef, lamb and hog crops are born during the summer and spring months. The arrival of these animals coincides, for most part, when there is a surplus of available vegetation and forage. It is not until late when the breeders are able to reap the benefits of the crop. Nature has a method of her own to insure fairly consistent supply of these animals. During the hot summer months, the mortality rates of both lambs and piglets are high and the increasing heat of the winter and fall, forage production and availability are low. The supply of these animals is usually largest during the fall and winter months. Therefore, the seasonal price pattern is for prices to be higher and bid more heavily during the winter months.

Seasonal price patterns have created in many instances, profitable buying and selling opportunities. Also, there have been instances where the seasonal price pattern has caused a shortage of supply to increase because of reduced supply. For example, the supply of the hog crop is usually at their highest in March or April. For this reason, the seasonal pattern has helped to bid more heavily to meet the demand. For this reason, the seasonal price pattern has helped to bid more heavily to meet the demand.

SECTION IV PRICES AND SEASONAL PRICE INDICES

This brings us to the point of this section, seasonal price indexes. Through a simple indexing procedure, monthly prices have been indexed to show, proportionally how much they are above or below the annual price average. This may be done for a year or any number of years. As has already been pointed out, under changing consumption patterns or changing tariffs of increasing or decreasing duties, these changing conditions may change seasonal price patterns either progressively or temporarily. For such reasons seasonal price patterns, when data allows, have been calculated and graphed for the most recent 10 year average, 5 year average and 3 year average. They should show any short term seasonal price adjustment if one has occurred.

Fed Cattle

Appollo fed cattle prices show consistent seasonal price patterns. Fed cattle prices have consistently peaked in March and April. For all three seasonal price averages, September was one of the lowest markets. The seasonal price averages show some price recovery in October with a price peak occurring in December.

[Blank Page in Original Bulletin]

Seasonal Price Analysis

Nature dictates many of the within year production and supply patterns in the livestock industry. For example, a majority of the annual calf, lamb and kid crops are born in the late winter and spring months. The arrival of the new ones coincides, for most part, when there is the most available vegetation and forages. It is also at a time when the herds nutritional requirements are at a peak. Nature has a method of keeping this pattern fairly consistent unless interrupted intentionally by man. During the hot summer months the fertility rates of both females and males decline with the increasing heat. In the late summer and fall, forage production and availability is usually declining, too. Fertility rates are also lower when flesh conditions are on the decline. For these reasons, supplies of feeder animals are usually largest during the fall and lowest during the spring. Generally, this has caused spring livestock prices to be higher and fall livestock prices to be lower.

Seasonal consumer demand patterns have caused livestock producers to alter production patterns to take advantage of these market opportunities. Also, severe winter weather can disrupt marketings, sometimes causing prices to increase because of reduced weight gains. For example, partly because of the higher seasonal demand for beef in the spring and sometimes winter weather disruptions, fed cattle prices are usually at their highest in March or April. In response to this, feedlots attempt to have supplies of fed cattle to meet this demand. Feeder cattle (700 - 800 pounds) are contracted or purchased in the late summer or fall to insure feeder cattle supplies to meet this market. At the same time, feedlot buyers must compete with stocker operations buying cattle to stock winter small grain pastures. During the 1970's and 1980's this activity increased the demand for stocker-feeder cattle in the summer. Summer prices for these cattle are bid up from spring lows. Therefore, we now have two periods of the year when feeder cattle prices rise above the annual average prices. One peak in the winter and another in the summer.

This brings us to the point of this section, seasonal price variation. Through a simple indexing procedure, monthly prices have been indexed to show, proportionally how much they are above or below the annual price average. This maybe done for a year or any number of years. As has already been pointed out, under changing consumption patterns or transition periods of increasing or decreasing supplies, these changing conditions may change seasonal price patterns either permanently or temporarily. For such reasons seasonal price patterns, when data allows, have been calculated and graphed for the most recent 10 year average, 5 year average and 3 year average. They should show any short-term seasonal price adjustment if one has occurred.

Fed Cattle

Amarillo fed cattle prices show consistent seasonal price patterns. Fed cattle prices have consistently peaked in March and April. For all three seasonal price averages, September was one of the lowest markets. The seasonal price averages show some price recovery in October with a fall price peak occurring in December.

Feeder Cattle and Calves

Feeder cattle and calf prices are included for the Amarillo, San Angelo, San Antonio, Sealy and Northeast Texas markets for steers and heifers of weights varying from 300-400 pounds to 700-800 pounds. For the lighter weight classes there are generally two peak price periods. One occurs most frequently in March and the other in August. Prices are consistently lowest in October, November and December. For the feeder steers weighing over 700 pounds, there are two seasonal price peaks. One usually occurs in January or February and the other usually in June. Prices are usually lowest for these heavier feeder steers during March and again in November. Large seasonal price discounts also occur for lighter weight calves in January and again in November or December.

Price Margins - Steers Minus Heifers

There are always questions why feeder heifer prices receive such large discounts relative to steers calves of similar weights and quality. This section will not attempt to explain the reasons for these discounts, but rather show the size of some of the discounts and determine any seasonal price variation that might exist.

Since the heifer price discount was calculated as steer prices minus heifer price, the larger the number of price difference, the larger the heifer price discount. The higher monthly seasonal prices depict the largest heifer price discounts occurring during the period.

Comparison of Amarillo fed heifer prices to fed steer price show the largest heifer price discounts occur in April. The smallest price differences occur most frequently in January, September, October, November and December.

Amarillo 300-400 pound heifers have the largest price discounts in June and July when prices are generally declining for all feeder cattle. The smallest price discounts occur in September when feeder cattle are reaching fall price peaks. The largest price discounts for 500-600 pound Amarillo heifers occur in May as cattle prices are beginning their seasonal declines. The San Antonio heifer prices show large discounts occurring more frequently in January, February and December. It appears, however, heifer prices relative to steer prices at San Antonio is more a function of buyer demand or the supply of heifers versus steers on any given sale day.

Slaughter Cows and Bulls

Slaughter cow prices were analyzed for the Amarillo, San Angelo, San Antonio and Sealy markets. Slaughter bull prices were available from the San Antonio market. All of the slaughter cow markets exhibited highest prices during February, March, April and May. This coincides with the large calving season and the period of best forage conditions during the year. The seasonal low price occurred most frequently during September, October, November and December. This period coincides with the period of the year when forages are becoming most scarce, calves are being weaned and sold, cows are being pregnancy tested, and open, less productive, older cows are being culled and sold. Slaughter bull seasonal price patterns follow very closely that of slaughter cows.

Sheep and Goats

Sheep and lamb prices were taken from the San Angelo auction market. Angora and Spanish goat prices were taken from those reported in Texas Sheep and Goat Raisers Association's monthly magazine, *Ranch*, *Ranch Magazine's Weekly Market Update*, and *Livestock Weekly*.

Choice slaughter lambs, 90-115 pounds have traditionally had their highest prices during the first five months of the year. January through May, slaughter lamb prices are usually above annual average price for the year. The 10-year average showed March to be the peak period for slaughter lamb prices. The 5-year average shows March as a month with the highest prices. Some seasonal pattern change appears to be taking place in the most recent markets as shown in the 3-year average. The seasonal peak is in April, with prices breaking sharply in May, continuing that trend through August, and peaking again in December.

Feeder lamb prices are slightly different from slaughter lamb seasonal prices. Feeder lamb prices are usually the highest during February, March and April, trending down sharply to seasonal lows in June and July. Feeder lamb prices are generally below the annual average during the months of May, June, July, August, September and October. After June, feeder lamb prices trend upward gradually, usually exceeding annual averages by December.

Slaughter ewe seasonal prices follow very closely those of feeder lamb prices, except prices are usually lowest in May and again in October. Slaughter ewe prices are generally below the annual average price in May, June, July, August, September, October and November.

Angora goat prices have very definite and unusual seasonal price patterns. Angora goat prices have two seasonal periods of prices well above annual average and two periods of prices well below the annual average. The higher prices occur in January and February, drop very severely in March and reach annual highs in June and July. Usually prices drop well below annual averages during September through December.

Data was short for Spanish goats. Only nine complete years of these price series were available. Generally, above average prices for Spanish goats occurred from January through June, and the below average price occurred from July through October. Spanish goat prices declined very steeply in April, usually increased to another peak in June or July, declined again and then rose very quickly in November and December. Either March or December was the annual high average price.

Wool and Mohair

Texas wool and mohair prices were taken from the *Livestock & Grain Market News*. In addition, incentive payment rates are presented.

Hogs and Pigs

Texas slaughter hog or barrow and gilt price data was collected from the San Antonio market. Texas slaughter hog prices also have a very consistent seasonal pattern. These prices generally begin the year below the annual average, decline to a low in March or April, then improve in May before going above annual average prices in June, July, August and September. Most often slaughter hog prices are at their annual highest in June. After September, barrow and gilt prices drop below the annual average and stay there for the remainder of the year.

Texas feeder pig prices were taken from the South Central Texas Feeder Pig Association's monthly sales. This sale began in April 1973, so 16 years of data was available for feeder pigs. Seasonal feeder pig prices are almost exactly opposite slaughter hog prices. Texas' feeder pig prices are usually at their highest in February, March and April, peaking in March or April and dropping below the annual average price in June, July, August and September. Usually the annual low for Texas feeder pigs is the June or July market. Feeder pig prices usually recover somewhat in October and November averaging above the annual average before dropping again in December. Considering the feeding period for a 50 pound feeder pig is 100 to 140 days, it is logical that the higher feeder pig prices would occur around March.


AMARILLO DIRECT FED STEERS, 1100-1300 LBS.

(Allure on basis of weight)

| YEAR | JAN | FEB | MAR | APR | MAY | JUN | JUL | AUG | SEP | OCT | NOV | DEC | Avg |
|------|-------|-------|-------|-------|-------|-------|-------|-------|-------|-------|-------|-------|-------|
| 1978 | 21.25 | 22.00 | 24.17 | 25.50 | 25.25 | 26.25 | 25.00 | 25.25 | 24.00 | 24.25 | 24.50 | 24.50 | 24.40 |
| 1979 | 22.25 | 24.00 | 24.75 | 22.75 | 22.25 | 21.50 | 21.50 | 21.50 | 22.25 | 21.25 | 20.50 | 20.50 | 21.75 |
| 1979 | 25.25 | 25.25 | 24.75 | 24.75 | 25.25 | 27.00 | 27.25 | 26.25 | 24.25 | 24.75 | 22.40 | 22.25 | 25.25 |
| 1979 | 41.00 | 42.00 | 40.50 | 44.50 | 45.75 | 44.00 | 42.00 | 42.25 | 44.25 | 40.75 | 37.25 | 35.00 | 43.00 |
| 1979 | 42.00 | 45.25 | 40.50 | 40.15 | 39.75 | 38.44 | 44.24 | 41.00 | 40.25 | 35.25 | 37.25 | 37.75 | 41.25 |
| 1979 | 50.25 | 51.25 | 23.45 | 41.27 | 55.25 | 52.25 | 50.25 | 47.00 | 43.25 | 47.25 | 45.15 | 47.10 | 48.00 |
| 1979 | 41.25 | 45.25 | 23.25 | 45.75 | 41.40 | 39.25 | 37.25 | 37.25 | 35.25 | 37.25 | 40.25 | 39.25 | 39.50 |
| 1979 | 32.25 | 35.25 | 27.25 | 41.17 | 43.25 | 40.25 | 41.25 | 36.25 | 40.25 | 42.25 | 42.25 | 40.25 | 40.25 |
| 1979 | 43.25 | 45.25 | 45.25 | 45.10 | 45.25 | 44.25 | 41.25 | 41.25 | 40.25 | 42.25 | 40.25 | 39.25 | 42.25 |
| 1979 | 51.25 | 53.25 | 73.25 | 75.25 | 75.25 | 73.25 | 69.25 | 69.25 | 69.25 | 68.25 | 67.25 | 67.25 | 68.25 |
| 1980 | 57.25 | 58.25 | 67.25 | 64.25 | 67.25 | 68.25 | 72.25 | 71.25 | 69.25 | 68.25 | 67.25 | 67.25 | 68.25 |
| 1981 | 55.25 | 53.25 | 62.25 | 60.25 | 60.25 | 70.25 | 60.25 | 60.25 | 61.25 | 63.25 | 61.25 | 61.25 | 60.25 |
| 1982 | 62.25 | 64.25 | 67.25 | 71.25 | 74.25 | 71.25 | 67.25 | 65.25 | 62.25 | 61.25 | 61.25 | 61.25 | 65.25 |
| 1981 | 61.25 | 62.25 | 62.25 | 71.25 | 68.25 | 67.25 | 63.25 | 62.25 | 64.25 | 60.25 | 61.25 | 62.25 | 63.25 |
| 1984 | 62.25 | 60.25 | 71.25 | 70.25 | 67.25 | 64.25 | 65.25 | 64.25 | 63.25 | 62.25 | 60.25 | 60.25 | 60.25 |
| 1985 | 60.25 | 54.25 | 41.25 | 61.25 | 60.25 | 55.25 | 54.25 | 53.25 | 53.25 | 61.25 | 60.25 | 60.25 | 60.25 |
| 1986 | 60.25 | 67.25 | 61.25 | 60.25 | 67.25 | 66.25 | 66.25 | 66.25 | 67.25 | 61.25 | 62.25 | 61.25 | 62.25 |
| 1987 | 60.25 | 63.25 | 63.25 | 71.25 | 71.25 | 69.25 | 65.25 | 64.25 | 64.25 | 67.25 | 67.25 | 66.25 | 66.25 |
| 1988 | 67.25 | 70.25 | 72.25 | 73.25 | 70.25 | 71.25 | 65.25 | 70.25 | 68.25 | 72.25 | 70.25 | 73.25 | 71.25 |
| 1989 | 71.25 | 75.25 | 75.25 | 77.25 | 75.25 | 71.25 | 71.25 | 73.25 | 69.25 | 71.25 | 70.25 | 71.25 | 74.25 |
| 1990 | 75.25 | 78.25 | 79.25 | 80.25 | 79.25 | 77.25 | 75.25 | 77.25 | 79.25 | 79.25 | 81.25 | 81.25 | 78.25 |
| 1991 | 74.25 | 74.25 | 80.25 | 81.25 | 81.25 | 81.25 | 81.25 | 81.25 | 81.25 | 71.25 | 72.25 | 70.25 | 74.25 |
| 1992 | 73.25 | 77.25 | 79.25 | 75.25 | 75.25 | 75.25 | 74.25 | 74.25 | 75.25 | 76.25 | 78.25 | 78.25 | 76.25 |
| 1993 | 80.25 | 80.25 | 80.25 | 81.25 | 80.25 | 77.25 | 76.25 | 75.25 | 73.25 | 72.25 | 73.25 | 72.25 | 77.25 |
| 1994 | 72.25 | 72.25 | 74.25 | 75.25 | 81.25 | 81.25 | 81.25 | 81.25 | 81.25 | 81.25 | 81.25 | 81.25 | 81.25 |
| 1995 | 79.25 | 72.25 | 79.25 | 87.25 | 84.25 | 81.25 | 81.25 | 81.25 | 81.25 | 81.25 | 81.25 | 81.25 | 81.25 |

A. Fed Cattle Prices

Amarillo Direct Fed Steers, 1100-1300 lbs.
Seasonal Price Index



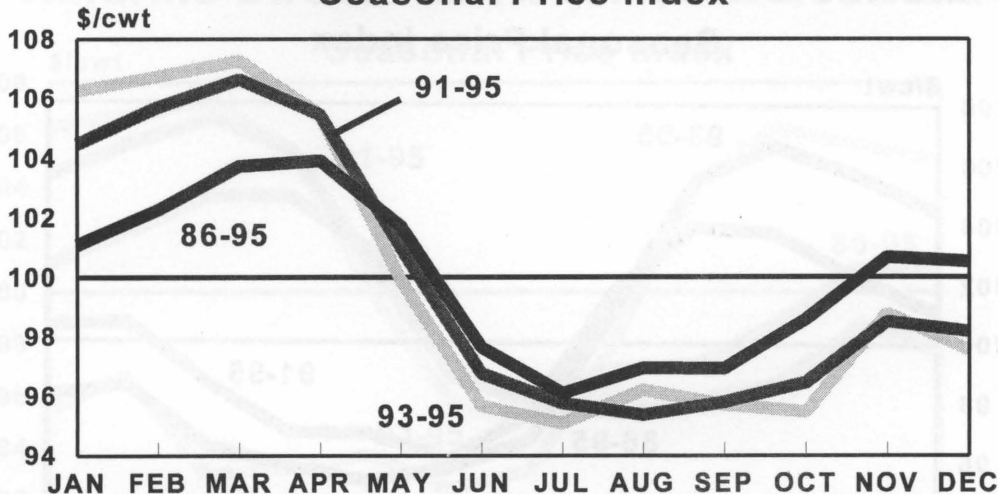
[Blank Page in Original Bulletin]

AMARILLO DIRECT FED STEERS, 1100-1300 LBS.

dollars per hundredweight

| YEAR | JAN | FEB | MAR | APR | MAY | JUN | JUL | AUG | SEP | OCT | NOV | DEC | AVG |
|------|-------|-------|-------|-------|-------|-------|-------|-------|-------|-------|-------|-------|-------|
| 1970 | 31.80 | 28.96 | 31.17 | 30.62 | 29.36 | 30.24 | 30.62 | 29.32 | 28.62 | 28.20 | 26.92 | 26.95 | 29.40 |
| 1971 | 28.81 | 31.90 | 31.26 | 32.19 | 33.32 | 31.86 | 31.88 | 32.90 | 32.25 | 31.92 | 33.54 | 34.89 | 32.23 |
| 1972 | 35.29 | 35.86 | 34.39 | 34.12 | 35.53 | 37.00 | 37.29 | 34.42 | 34.22 | 34.72 | 33.46 | 37.22 | 35.29 |
| 1973 | 41.01 | 43.59 | 45.55 | 44.52 | 45.12 | 46.60 | 47.52 | 52.10 | 44.98 | 40.74 | 37.83 | 38.61 | 44.01 |
| 1974 | 48.67 | 46.35 | 40.84 | 40.15 | 39.70 | 36.44 | 44.24 | 47.50 | 40.83 | 39.66 | 37.39 | 37.79 | 41.63 |
| 1975 | 36.30 | 33.86 | 35.43 | 43.67 | 50.88 | 52.95 | 50.08 | 47.05 | 49.32 | 47.94 | 46.16 | 47.50 | 45.10 |
| 1976 | 41.38 | 39.04 | 35.93 | 45.10 | 41.49 | 39.38 | 37.91 | 37.54 | 37.43 | 37.82 | 40.04 | 41.10 | 39.51 |
| 1977 | 38.40 | 38.36 | 37.91 | 41.17 | 43.35 | 40.87 | 41.25 | 40.14 | 40.52 | 42.20 | 42.10 | 43.69 | 40.83 |
| 1978 | 43.72 | 44.75 | 49.21 | 53.10 | 58.33 | 55.94 | 54.48 | 51.96 | 54.19 | 53.98 | 53.70 | 56.85 | 52.52 |
| 1979 | 61.28 | 65.14 | 72.15 | 75.72 | 75.73 | 70.84 | 69.25 | 63.50 | 68.80 | 65.49 | 68.15 | 69.66 | 68.81 |
| 1980 | 67.17 | 68.80 | 67.75 | 64.29 | 67.32 | 68.42 | 72.05 | 72.96 | 69.82 | 68.62 | 67.12 | 67.08 | 68.45 |
| 1981 | 66.08 | 63.99 | 62.02 | 66.98 | 69.04 | 70.60 | 68.53 | 66.96 | 67.47 | 63.97 | 63.09 | 61.14 | 65.82 |
| 1982 | 62.34 | 64.81 | 67.00 | 71.64 | 74.43 | 71.58 | 66.66 | 65.76 | 62.29 | 61.54 | 61.64 | 61.64 | 65.94 |
| 1983 | 61.80 | 62.77 | 65.68 | 71.36 | 69.17 | 67.03 | 63.76 | 62.37 | 59.68 | 60.17 | 61.31 | 67.16 | 64.36 |
| 1984 | 69.49 | 68.43 | 71.00 | 70.09 | 67.31 | 65.31 | 66.22 | 64.54 | 62.60 | 62.14 | 66.06 | 68.19 | 66.78 |
| 1985 | 66.13 | 64.81 | 61.36 | 61.43 | 60.94 | 58.68 | 54.52 | 53.89 | 53.80 | 61.11 | 66.39 | 65.86 | 60.74 |
| 1986 | 60.81 | 57.74 | 57.43 | 55.91 | 57.95 | 55.81 | 59.28 | 59.84 | 60.44 | 61.90 | 63.73 | 61.45 | 59.36 |
| 1987 | 60.61 | 63.87 | 65.26 | 71.61 | 71.80 | 69.96 | 65.70 | 64.84 | 66.23 | 67.22 | 67.09 | 66.68 | 66.74 |
| 1988 | 67.30 | 70.53 | 72.29 | 73.96 | 76.06 | 71.31 | 66.88 | 70.08 | 69.96 | 72.61 | 73.52 | 73.64 | 71.51 |
| 1989 | 74.40 | 75.40 | 78.87 | 77.51 | 75.30 | 71.71 | 71.28 | 73.33 | 69.32 | 71.99 | 75.47 | 77.97 | 74.38 |
| 1990 | 79.02 | 78.62 | 79.31 | 80.00 | 78.14 | 76.73 | 75.07 | 77.61 | 78.05 | 79.82 | 81.12 | 81.26 | 78.73 |
| 1991 | 79.42 | 79.54 | 80.90 | 80.73 | 78.22 | 74.29 | 72.44 | 67.38 | 69.19 | 71.16 | 72.16 | 70.68 | 74.68 |
| 1992 | 73.88 | 77.21 | 78.18 | 77.83 | 75.98 | 73.55 | 73.02 | 74.26 | 75.04 | 75.97 | 75.38 | 78.35 | 75.72 |
| 1993 | 80.05 | 80.91 | 82.66 | 81.78 | 80.84 | 77.31 | 74.32 | 75.09 | 73.46 | 72.13 | 73.23 | 72.42 | 77.02 |
| 1994 | 72.88 | 72.87 | 75.41 | 75.48 | 67.90 | 63.60 | 66.58 | 68.04 | 66.79 | 66.51 | 69.43 | 69.35 | 69.57 |
| 1995 | 73.60 | 73.79 | 70.64 | 67.54 | 64.27 | 63.04 | 61.81 | 61.95 | 63.80 | 64.89 | 67.94 | 66.14 | 66.53 |

Amarillo Direct Fed Steers, 1100-1300 lbs. Seasonal Price Index



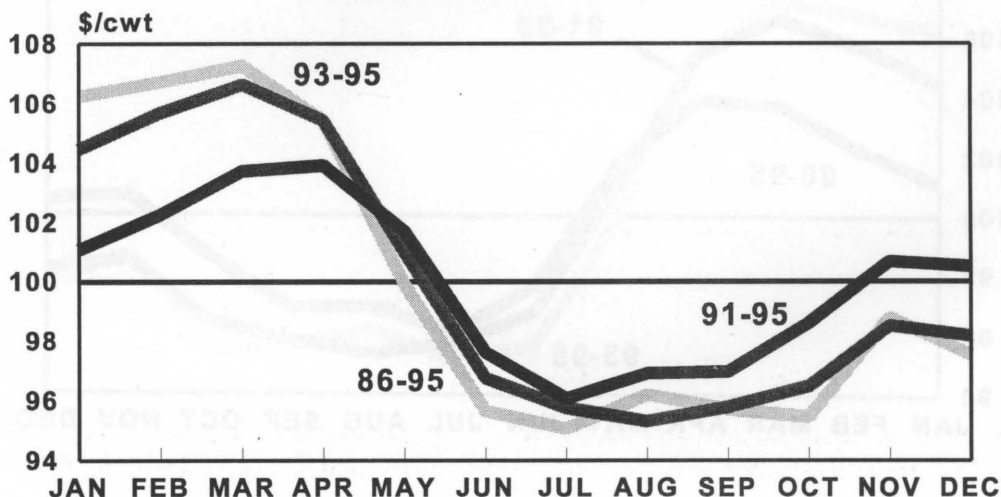
AMARILLO DIRECT FED STEERS, 900-1100 LBS.

dollars per hundredweight

| YEAR | JAN | FEB | MAR | APR | MAY | JUN | JUL | AUG | SEP | OCT | NOV | DEC | AVG |
|------|-------|-------|-------|-------|-------|-------|-------|-------|-------|-------|-------|-------|-------|
| 1970 | 31.80 | 28.96 | 31.17 | 30.62 | 29.36 | 30.24 | 30.62 | 29.32 | 28.62 | 28.20 | 26.92 | 26.95 | 29.40 |
| 1971 | 28.81 | 31.90 | 31.26 | 32.19 | 33.32 | 31.86 | 31.88 | 32.90 | 32.25 | 31.92 | 33.54 | 34.89 | 32.23 |
| 1972 | 35.29 | 35.86 | 34.39 | 34.12 | 35.53 | 37.00 | 37.29 | 34.42 | 34.22 | 34.72 | 33.46 | 37.22 | 35.29 |
| 1973 | 41.01 | 43.59 | 45.55 | 44.52 | 45.12 | 46.60 | 47.52 | 52.10 | 44.98 | 40.74 | 37.83 | 38.61 | 44.01 |
| 1974 | 48.67 | 46.35 | 46.35 | 40.15 | 39.70 | 36.44 | 44.24 | 47.50 | 40.83 | 39.66 | 37.39 | 37.79 | 42.09 |
| 1975 | 36.30 | 33.86 | 35.43 | 43.67 | 50.88 | 52.95 | 50.08 | 47.05 | 49.32 | 47.94 | 46.16 | 47.50 | 45.10 |
| 1976 | 41.38 | 39.04 | 35.93 | 45.10 | 41.49 | 39.38 | 37.91 | 37.54 | 37.43 | 37.82 | 40.04 | 41.10 | 39.51 |
| 1977 | 38.40 | 38.36 | 37.91 | 41.17 | 43.35 | 40.87 | 41.25 | 40.14 | 40.52 | 42.20 | 42.10 | 43.69 | 40.83 |
| 1978 | 43.72 | 44.75 | 49.21 | 53.10 | 58.33 | 55.94 | 54.48 | 51.96 | 54.19 | 53.98 | 53.70 | 56.85 | 52.52 |
| 1979 | 61.28 | 65.14 | 72.15 | 75.72 | 75.73 | 70.84 | 69.25 | 63.50 | 68.80 | 65.49 | 68.15 | 69.66 | 68.81 |
| 1980 | 67.17 | 68.80 | 67.75 | 64.29 | 67.32 | 68.42 | 72.05 | 72.96 | 69.82 | 68.62 | 67.12 | 67.08 | 68.45 |
| 1981 | 66.08 | 63.99 | 62.02 | 66.98 | 69.04 | 70.60 | 68.53 | 66.96 | 67.47 | 63.97 | 63.09 | 61.14 | 65.82 |
| 1982 | 62.34 | 64.81 | 67.00 | 71.64 | 74.43 | 71.58 | 66.66 | 65.76 | 62.29 | 61.54 | 61.64 | 61.64 | 65.94 |
| 1983 | 61.80 | 62.77 | 65.68 | 71.36 | 69.17 | 67.03 | 63.76 | 62.37 | 59.68 | 60.17 | 61.31 | 67.16 | 64.36 |
| 1984 | 69.49 | 68.43 | 71.00 | 70.09 | 67.31 | 65.31 | 66.22 | 64.54 | 62.60 | 62.14 | 66.06 | 68.19 | 66.78 |
| 1985 | 66.13 | 64.81 | 61.36 | 61.43 | 60.94 | 58.68 | 54.52 | 53.89 | 53.80 | 61.11 | 66.39 | 65.86 | 60.74 |
| 1986 | 60.81 | 57.74 | 57.43 | 55.91 | 57.95 | 55.81 | 59.28 | 59.84 | 60.44 | 61.90 | 63.73 | 61.45 | 59.36 |
| 1987 | 60.61 | 63.87 | 65.26 | 71.61 | 71.80 | 69.96 | 65.70 | 64.84 | 66.23 | 67.22 | 67.09 | 66.68 | 66.74 |
| 1988 | 67.30 | 70.53 | 72.29 | 73.96 | 76.06 | 71.31 | 66.88 | 70.08 | 69.96 | 72.61 | 73.52 | 73.64 | 71.51 |
| 1989 | 74.40 | 75.40 | 78.87 | 77.51 | 75.30 | 71.71 | 71.28 | 73.38 | 69.75 | 72.09 | 75.47 | 77.97 | 74.43 |
| 1990 | 79.02 | 78.62 | 79.31 | 80.00 | 78.14 | 76.73 | 75.07 | 77.61 | 78.05 | 79.82 | 81.12 | 81.26 | 78.73 |
| 1991 | 79.42 | 79.54 | 80.90 | 80.73 | 78.22 | 74.29 | 72.44 | 67.38 | 69.19 | 71.25 | 72.28 | 70.68 | 74.69 |
| 1992 | 73.88 | 77.21 | 78.18 | 77.84 | 75.98 | 73.55 | 73.02 | 74.12 | 75.04 | 75.97 | 75.29 | 78.35 | 75.70 |
| 1993 | 80.05 | 80.91 | 82.66 | 81.78 | 80.84 | 77.31 | 74.32 | 75.09 | 73.46 | 72.13 | 73.23 | 72.42 | 77.02 |
| 1994 | 72.88 | 72.87 | 75.41 | 75.48 | 67.90 | 63.60 | 66.58 | 68.04 | 66.79 | 66.51 | 69.43 | 69.35 | 69.57 |
| 1995 | 73.60 | 73.79 | 70.64 | 67.54 | 64.27 | 63.04 | 61.81 | 61.95 | 63.80 | 64.89 | 67.94 | 66.14 | 66.62 |

Amarillo Direct Fed Steers, 900-1100 lbs.

Seasonal Price Index



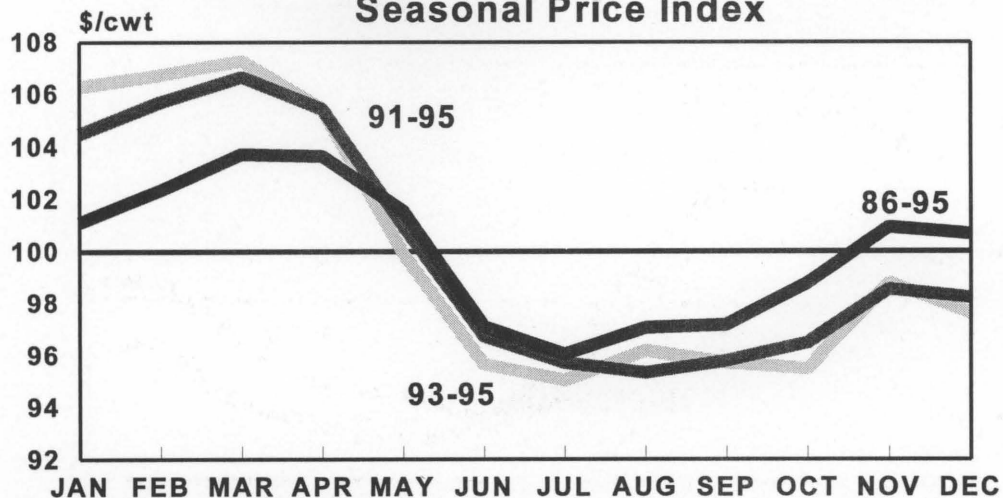
AMARILLO DIRECT FED HEIFERS, 900-1100 LBS.

dollars per hundredweight

| YEAR | JAN | FEB | MAR | APR | MAY | JUN | JUL | AUG | SEP | OCT | NOV | DEC | AVG |
|------|-------|-------|-------|-------|-------|-------|-------|-------|-------|-------|-------|-------|-------|
| 1970 | 28.00 | 28.25 | 29.80 | 29.58 | 28.66 | 29.20 | 29.70 | 28.70 | 27.54 | 27.14 | 26.04 | 25.66 | 28.19 |
| 1971 | 27.77 | 30.23 | 30.20 | 30.57 | 31.14 | 30.31 | 30.38 | 30.95 | 30.87 | 30.30 | 32.23 | 33.60 | 30.71 |
| 1972 | 34.05 | 35.09 | 33.80 | 33.09 | 34.08 | 35.31 | 35.72 | 33.42 | 32.78 | 33.61 | 32.95 | 36.01 | 34.16 |
| 1973 | 39.28 | 42.18 | 43.63 | 43.07 | 43.73 | 45.16 | 46.04 | 51.40 | 43.90 | 39.25 | 37.35 | 38.15 | 42.76 |
| 1974 | 47.98 | 45.98 | 40.72 | 40.39 | 39.49 | 36.30 | 42.92 | 45.42 | 39.32 | 37.86 | 36.49 | 36.48 | 40.78 |
| 1975 | 34.96 | 32.78 | 34.05 | 40.66 | 47.24 | 49.01 | 47.47 | 44.19 | 46.11 | 44.69 | 43.55 | 44.75 | 42.46 |
| 1976 | 39.17 | 36.96 | 34.10 | 41.79 | 39.30 | 38.40 | 36.56 | 35.85 | 35.66 | 36.63 | 38.22 | 38.72 | 37.61 |
| 1977 | 36.32 | 36.27 | 35.96 | 38.50 | 40.31 | 38.73 | 39.18 | 37.98 | 38.08 | 39.49 | 39.45 | 40.92 | 38.43 |
| 1978 | 41.18 | 42.44 | 45.96 | 49.28 | 54.72 | 53.21 | 51.39 | 49.31 | 51.66 | 51.27 | 51.73 | 54.97 | 49.76 |
| 1979 | 59.22 | 63.10 | 70.08 | 73.41 | 73.51 | 68.42 | 67.08 | 61.52 | 66.78 | 63.49 | 65.86 | 68.07 | 66.71 |
| 1980 | 65.80 | 67.78 | 66.13 | 62.91 | 64.51 | 65.62 | 68.21 | 68.76 | 67.14 | 66.46 | 64.88 | 65.07 | 66.11 |
| 1981 | 64.13 | 61.90 | 60.06 | 64.80 | 66.55 | 67.49 | 65.78 | 64.18 | 64.59 | 61.75 | 61.41 | 59.48 | 63.51 |
| 1982 | 60.37 | 62.62 | 64.19 | 68.68 | 70.73 | 68.51 | 63.59 | 62.91 | 60.07 | 59.01 | 59.35 | 59.19 | 63.27 |
| 1983 | 59.51 | 60.40 | 63.00 | 68.26 | 66.05 | 64.06 | 61.23 | 59.88 | 57.36 | 59.01 | 59.66 | 65.07 | 61.96 |
| 1984 | 67.24 | 66.20 | 68.50 | 67.74 | 64.85 | 62.83 | 64.00 | 62.60 | 60.78 | 60.01 | 64.01 | 65.87 | 64.55 |
| 1985 | 64.29 | 63.08 | 59.44 | 59.59 | 59.14 | 57.14 | 52.67 | 52.25 | 52.72 | 59.88 | 65.17 | 64.48 | 59.15 |
| 1986 | 59.34 | 56.41 | 55.96 | 54.46 | 56.28 | 51.14 | 57.67 | 58.58 | 59.30 | 60.58 | 62.55 | 60.11 | 57.70 |
| 1987 | 59.17 | 62.72 | 63.75 | 68.33 | 69.58 | 68.43 | 64.48 | 64.03 | 65.27 | 65.81 | 65.86 | 64.98 | 65.20 |
| 1988 | 66.16 | 69.19 | 70.91 | 72.54 | 74.68 | 70.04 | 65.75 | 69.01 | 68.91 | 71.81 | 72.84 | 72.90 | 70.40 |
| 1989 | 73.83 | 74.96 | 78.32 | 76.80 | 74.74 | 71.14 | 70.58 | 72.87 | 69.55 | 72.04 | 75.43 | 77.88 | 74.01 |
| 1990 | 79.01 | 78.58 | 79.15 | 79.88 | 78.06 | 76.36 | 74.92 | 77.48 | 78.03 | 79.77 | 81.11 | 81.23 | 78.63 |
| 1991 | 79.42 | 79.54 | 80.88 | 80.72 | 78.18 | 74.29 | 72.44 | 67.34 | 69.19 | 71.24 | 72.31 | 70.65 | 74.68 |
| 1992 | 73.90 | 77.23 | 78.20 | 77.83 | 75.98 | 73.55 | 73.01 | 74.25 | 75.06 | 76.02 | 75.38 | 78.40 | 75.73 |
| 1993 | 80.05 | 80.89 | 82.67 | 81.79 | 80.83 | 77.30 | 74.34 | 75.09 | 73.48 | 72.13 | 73.26 | 72.42 | 77.02 |
| 1994 | 72.89 | 72.85 | 75.41 | 75.49 | 67.93 | 63.61 | 66.48 | 68.05 | 66.83 | 66.55 | 69.43 | 69.43 | 69.58 |
| 1995 | 73.63 | 73.81 | 70.63 | 67.51 | 64.27 | 63.05 | 61.83 | 61.95 | 63.78 | 64.91 | 67.94 | 66.24 | 66.63 |

Amarillo Direct Fed Heifers, 900-1100 lbs.

Seasonal Price Index



[Blank Page in Original Bulletin]

AMARILLO FEEDER STEERS, 300-400 LBS.

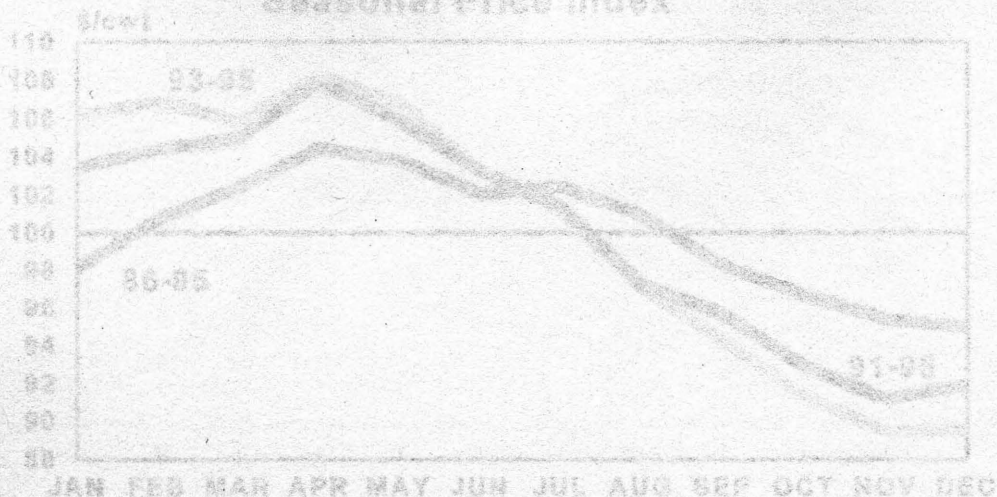
dollars per hundred weight

| YEAR | JAN | FEB | MAR | APR | MAY | JUN | JUL | AUG | SEP | OCT | NOV | DEC | AVG |
|------|--------|--------|--------|--------|--------|--------|--------|--------|--------|--------|--------|--------|--------|
| 1966 | 21.09 | 21.58 | 22.43 | 22.15 | 23.28 | 24.00 | 24.17 | 25.31 | 25.09 | 25.31 | 26.37 | 26.94 | 24.65 |
| 1967 | 27.38 | 29.37 | 31.28 | 30.78 | 30.18 | 30.85 | 29.67 | 30.25 | 31.34 | 30.24 | 29.07 | 28.25 | 29.87 |
| 1968 | 28.71 | 29.04 | 28.98 | 28.57 | 29.59 | 30.31 | 31.12 | 30.49 | 30.21 | 29.62 | 29.93 | 29.28 | 29.28 |
| 1969 | 28.03 | 29.51 | 30.39 | 30.77 | 31.50 | 31.02 | 32.55 | 32.25 | 29.57 | 30.44 | 30.84 | 30.72 | 30.23 |
| 1970 | 30.03 | 31.59 | 33.47 | 35.41 | 37.14 | 37.06 | 38.06 | 38.50 | 35.97 | 36.43 | 35.31 | 35.58 | 34.83 |
| 1971 | 34.31 | 34.18 | 40.85 | 38.82 | 37.73 | 37.81 | 37.36 | 38.08 | 38.03 | 38.73 | 37.13 | 35.91 | 37.81 |
| 1972 | 34.89 | 34.85 | 35.19 | 35.94 | 37.25 | 38.53 | 38.87 | 40.06 | 39.51 | 38.74 | 40.76 | 41.18 | 38.44 |
| 1973 | 43.44 | 45.12 | 45.49 | 45.34 | 49.48 | 50.04 | 50.17 | 51.68 | 53.99 | 53.34 | 53.99 | 51.75 | 50.10 |
| 1974 | 56.45 | 51.69 | 58.25 | 54.38 | 54.18 | 54.44 | 59.42 | 74.75 | 59.75 | 48.23 | 51.52 | 50.28 | 58.39 |
| 1975 | 61.09 | 56.77 | 55.00 | 59.52 | 49.27 | 39.57 | 48.17 | 57.59 | 31.55 | 37.59 | 38.50 | 37.39 | 43.18 |
| 1976 | 35.18 | 35.12 | 38.99 | 33.75 | 33.92 | 33.22 | 32.61 | 33.53 | 33.50 | 34.20 | 37.02 | 38.01 | 32.34 |
| 1977 | 37.14 | 40.87 | 41.13 | 47.75 | 49.81 | 45.12 | 43.42 | 43.78 | 48.65 | 48.18 | 48.02 | 38.86 | 42.16 |
| 1978 | 46.55 | 52.27 | 43.76 | 47.73 | 47.17 | 43.80 | 45.09 | 45.38 | 46.12 | 44.84 | 45.19 | 45.58 | 43.51 |
| 1979 | 45.73 | 52.18 | 50.87 | 44.79 | 75.82 | 70.54 | 71.33 | 73.30 | 76.23 | 74.69 | 78.11 | 82.57 | 68.85 |
| 1980 | 92.31 | 102.15 | 114.87 | 119.04 | 118.04 | 108.28 | 108.83 | 99.75 | 107.31 | 103.50 | 103.69 | 97.46 | 106.96 |
| 1981 | 99.03 | 105.11 | 98.13 | 89.17 | 91.44 | 89.58 | 87.28 | 87.28 | 83.62 | 87.83 | 83.50 | 82.19 | 90.27 |
| 1982 | 81.38 | 89.49 | 81.02 | 84.83 | 80.13 | 78.42 | 78.36 | 73.08 | 74.65 | 73.26 | 71.18 | 68.86 | 76.18 |
| 1983 | 68.44 | 77.06 | 73.42 | 76.75 | 76.80 | 76.80 | 74.53 | 74.53 | 69.52 | 69.20 | 68.30 | 57.90 | 71.91 |
| 1984 | 72.56 | 72.15 | 68.47 | 68.59 | 77.58 | 77.89 | 70.33 | 74.72 | 67.87 | 68.96 | 73.79 | 68.72 | 72.70 |
| 1985 | 66.70 | 75.53 | 70.87 | 69.53 | 73.24 | 71.81 | 71.81 | 71.81 | 71.51 | 71.72 | 73.71 | 71.55 | 72.93 |
| 1986 | 74.96 | 81.50 | 81.50 | 81.50 | 81.50 | 81.50 | 81.50 | 81.50 | 81.50 | 81.50 | 81.50 | 81.50 | 81.50 |
| 1987 | 76.00 | 78.61 | 72.69 | 85.02 | 88.75 | 88.44 | 78.08 | 80.13 | 78.43 | 78.30 | 75.75 | 73.53 | 74.84 |
| 1988 | 72.00 | 81.25 | 82.87 | 87.17 | 92.50 | 88.50 | 101.50 | 101.25 | 97.50 | 97.24 | 87.55 | 87.25 | 82.91 |
| 1989 | 102.21 | 108.67 | 108.48 | 113.13 | 117.53 | 105.50 | 102.17 | 106.00 | 101.63 | 108.23 | 98.00 | 87.00 | 108.13 |
| 1990 | 101.83 | 101.00 | 113.42 | 113.23 | 100.00 | 110.67 | 113.23 | 110.00 | 102.00 | 98.00 | 101.50 | 95.00 | 108.01 |
| 1991 | 101.20 | 104.39 | 100.75 | 112.29 | 111.59 | 110.88 | 112.29 | 117.13 | 114.61 | 118.08 | 113.50 | 117.90 | 112.04 |
| 1992 | 110.79 | 118.96 | 119.99 | 125.75 | 132.78 | 134.95 | 118.18 | 112.44 | 112.38 | 111.08 | 104.48 | 108.00 | 119.74 |
| 1993 | 103.99 | 108.52 | 112.13 | 116.38 | 105.19 | 108.30 | 108.18 | 105.38 | 105.35 | 105.32 | 103.85 | 104.39 | 107.17 |
| 1994 | 107.63 | 119.74 | 112.65 | 118.13 | 112.54 | 112.00 | 113.17 | 111.76 | 106.97 | 108.28 | 103.90 | 106.88 | 111.51 |
| 1995 | 111.07 | 110.53 | 114.28 | 114.73 | 112.59 | 107.00 | 107.24 | 99.75 | 97.25 | 97.78 | 91.50 | 91.60 | 104.97 |
| 1996 | 89.10 | 88.50 | 90.12 | 90.82 | 89.80 | 89.98 | 89.17 | 79.50 | 79.36 | 78.97 | 75.50 | 70.00 | 83.95 |

B. Feeder Cattle and Calf Prices

Amarillo Feeder Steers, 300-400 lbs.

Seasonal Price Index



[Blank Page in Original Bulletin]

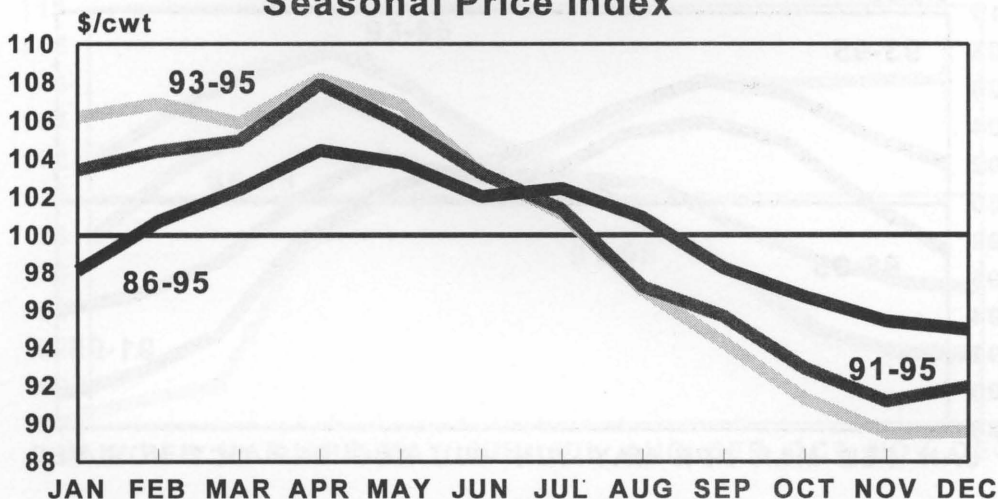
AMARILLO FEEDER STEERS, 300-400 LBS.

dollars per hundredweight

| YEAR | JAN | FEB | MAR | APR | MAY | JUN | JUL | AUG | SEP | OCT | NOV | DEC | AVG |
|------|--------|--------|--------|--------|--------|--------|--------|--------|--------|--------|--------|--------|--------|
| 1965 | 21.09 | 21.16 | 22.42 | 24.15 | 25.39 | 26.60 | 26.17 | 25.91 | 25.80 | 25.54 | 25.67 | 25.94 | 24.65 |
| 1966 | 27.30 | 29.32 | 31.28 | 30.75 | 30.19 | 30.35 | 29.67 | 30.25 | 31.44 | 29.94 | 29.07 | 28.25 | 29.82 |
| 1967 | 28.71 | 28.86 | 28.95 | 22.67 | 30.50 | 30.81 | 31.13 | 30.49 | 30.38 | 29.63 | 29.03 | 29.25 | 29.20 |
| 1968 | 28.83 | 29.81 | 30.30 | 30.72 | 31.00 | 31.00 | 30.68 | 29.95 | 29.88 | 30.44 | 30.66 | 30.72 | 30.33 |
| 1969 | 30.83 | 31.69 | 33.47 | 35.43 | 37.14 | 37.06 | 35.00 | 35.00 | 35.97 | 35.43 | 35.31 | 35.98 | 34.86 |
| 1970 | 36.31 | 38.19 | 40.69 | 39.92 | 37.75 | 37.81 | 37.96 | 36.06 | 36.63 | 36.78 | 37.22 | 36.05 | 37.61 |
| 1971 | 34.88 | 36.88 | 36.19 | 36.54 | 37.88 | 38.53 | 38.67 | 40.06 | 39.65 | 39.84 | 40.75 | 41.35 | 38.44 |
| 1972 | 43.44 | 45.12 | 46.40 | 46.33 | 50.46 | 52.04 | 53.17 | 51.85 | 53.38 | 53.94 | 53.30 | 51.75 | 50.10 |
| 1973 | 56.45 | 61.49 | 66.25 | 65.56 | 68.15 | 68.44 | 70.42 | 74.76 | 68.75 | 64.23 | 61.62 | 59.08 | 65.43 |
| 1974 | 62.00 | 58.77 | 55.08 | 55.50 | 49.32 | 38.62 | 40.17 | 37.69 | 31.00 | 32.55 | 30.00 | 27.59 | 43.19 |
| 1975 | 25.15 | 26.72 | 29.60 | 32.78 | 33.62 | 35.22 | 32.81 | 33.53 | 33.88 | 34.30 | 37.62 | 38.81 | 32.84 |
| 1976 | 37.14 | 40.97 | 41.13 | 47.75 | 46.81 | 46.12 | 43.42 | 42.75 | 40.05 | 40.16 | 40.03 | 38.85 | 42.10 |
| 1977 | 40.88 | 42.27 | 43.76 | 47.79 | 47.17 | 43.50 | 45.00 | 45.35 | 45.12 | 44.94 | 45.70 | 46.38 | 44.82 |
| 1978 | 48.75 | 55.19 | 60.57 | 64.26 | 70.98 | 70.04 | 71.33 | 73.35 | 76.25 | 74.69 | 78.13 | 82.67 | 68.85 |
| 1979 | 92.31 | 102.15 | 114.57 | 119.64 | 119.08 | 106.25 | 108.83 | 99.75 | 107.33 | 103.30 | 102.06 | 97.46 | 106.06 |
| 1980 | 99.83 | 105.31 | 98.22 | 89.17 | 91.44 | 92.38 | 87.25 | 87.96 | 85.62 | 87.52 | 83.50 | 82.19 | 90.87 |
| 1981 | 82.38 | 80.40 | 81.02 | 84.83 | 80.13 | 75.42 | 72.38 | 73.64 | 74.88 | 71.25 | 71.19 | 69.06 | 76.38 |
| 1982 | 68.44 | 77.00 | 73.42 | 76.75 | 75.63 | 70.00 | 74.83 | 74.63 | 69.62 | 66.25 | 66.03 | 67.90 | 71.71 |
| 1983 | 72.56 | 72.40 | 80.47 | 80.58 | 77.66 | 77.59 | 70.83 | 74.12 | 67.87 | 66.90 | 73.75 | 69.72 | 73.70 |
| 1984 | 69.72 | 75.53 | 74.00 | 73.00 | 73.60 | 74.42 | 73.47 | 74.70 | 71.81 | 71.72 | 72.31 | 71.55 | 72.99 |
| 1985 | 74.85 | 81.50 | 81.81 | 83.00 | 80.88 | 79.88 | 80.20 | 78.00 | 71.25 | 74.55 | 79.38 | 76.00 | 78.44 |
| 1986 | 78.80 | 78.62 | 72.50 | 69.40 | 69.75 | 68.44 | 76.08 | 80.13 | 79.63 | 75.30 | 75.75 | 73.63 | 74.84 |
| 1987 | 72.50 | 82.25 | 83.67 | 87.17 | 92.50 | 98.50 | 104.50 | 101.25 | 97.50 | 97.34 | 97.55 | 97.25 | 92.67 |
| 1988 | 99.71 | 106.67 | 109.40 | 113.13 | 117.63 | 105.80 | 102.17 | 105.00 | 101.63 | 105.25 | 98.80 | 97.00 | 105.18 |
| 1989 | 101.63 | 103.00 | 113.40 | 112.63 | 106.90 | 110.67 | 113.33 | 110.80 | 102.00 | 99.88 | 101.90 | 96.00 | 106.01 |
| 1990 | 101.20 | 104.38 | 109.75 | 112.25 | 111.60 | 110.88 | 112.25 | 117.10 | 114.63 | 116.30 | 116.30 | 117.83 | 112.04 |
| 1991 | 115.75 | 116.88 | 118.50 | 125.75 | 125.38 | 124.09 | 118.76 | 112.44 | 112.38 | 111.05 | 104.69 | 108.00 | 116.14 |
| 1992 | 106.88 | 108.82 | 113.15 | 114.38 | 108.13 | 106.30 | 108.19 | 105.25 | 105.35 | 101.32 | 103.83 | 104.50 | 107.17 |
| 1993 | 107.63 | 110.76 | 112.65 | 118.19 | 119.82 | 117.00 | 113.17 | 111.75 | 108.57 | 105.88 | 103.90 | 106.59 | 111.32 |
| 1994 | 111.07 | 110.69 | 114.20 | 114.75 | 112.00 | 107.00 | 107.34 | 99.75 | 97.25 | 91.76 | 91.50 | 91.50 | 104.07 |
| 1995 | 99.10 | 98.50 | 90.13 | 90.82 | 88.00 | 85.09 | 82.17 | 79.00 | 76.38 | 75.67 | 72.50 | 70.00 | 83.95 |

Amarillo Feeder Steers, 300-400 lbs.

Seasonal Price Index

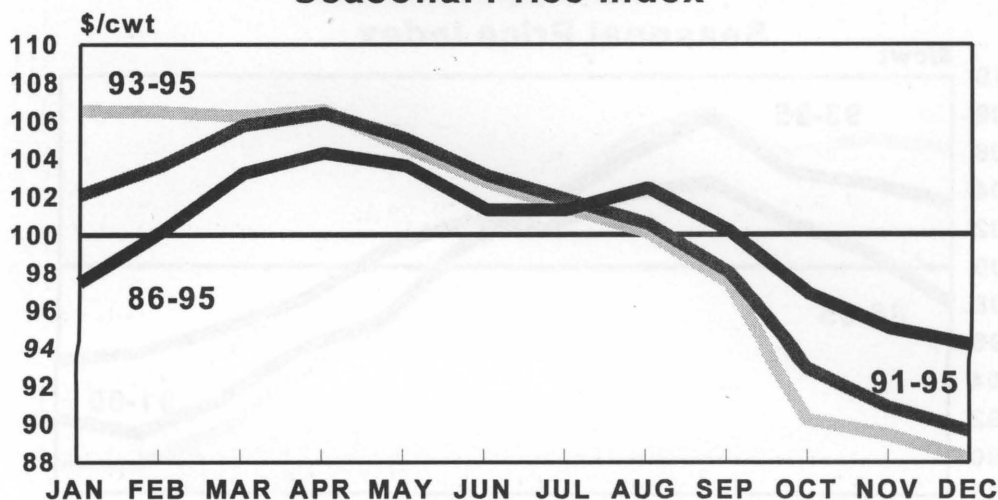


AMARILLO FEEDER HEIFERS, 300-400 LBS.

dollars per hundredweight

| YEAR | JAN | FEB | MAR | APR | MAY | JUN | JUL | AUG | SEP | OCT | NOV | DEC | AVG |
|------|--------|--------|--------|--------|--------|--------|--------|--------|--------|-------|-------|--------|--------|
| 1965 | 18.59 | 18.65 | 19.59 | 20.68 | 21.80 | 23.68 | 23.25 | 22.68 | 22.66 | 22.36 | 22.10 | 22.79 | 21.57 |
| 1966 | 23.94 | 25.88 | 26.91 | 26.47 | 25.97 | 25.47 | 25.08 | 25.90 | 26.94 | 25.80 | 25.06 | 24.88 | 25.69 |
| 1967 | 25.48 | 24.86 | 24.73 | 25.10 | 25.30 | 26.13 | 26.82 | 26.45 | 26.12 | 25.76 | 25.30 | 25.16 | 25.60 |
| 1968 | 24.83 | 25.58 | 25.98 | 26.28 | 26.55 | 27.09 | 27.28 | 26.91 | 26.32 | 26.17 | 26.40 | 26.34 | 26.31 |
| 1969 | 26.51 | 27.22 | 28.44 | 29.95 | 32.19 | 32.12 | 29.75 | 30.16 | 30.65 | 30.25 | 29.90 | 30.80 | 29.83 |
| 1970 | 31.19 | 32.53 | 34.06 | 33.38 | 32.83 | 32.56 | 32.53 | 32.34 | 31.72 | 31.38 | 31.53 | 30.70 | 32.23 |
| 1971 | 30.71 | 32.90 | 32.52 | 32.69 | 33.17 | 33.02 | 33.54 | 34.56 | 34.55 | 35.03 | 35.59 | 36.43 | 33.73 |
| 1972 | 38.38 | 40.05 | 40.80 | 40.47 | 41.34 | 42.66 | 44.08 | 43.40 | 44.88 | 45.92 | 43.80 | 43.50 | 42.44 |
| 1973 | 47.35 | 51.59 | 54.42 | 53.60 | 55.75 | 53.81 | 60.67 | 63.91 | 56.62 | 54.53 | 54.00 | 54.33 | 55.05 |
| 1974 | 55.23 | 50.06 | 48.36 | 48.22 | 44.00 | 35.62 | 35.19 | 32.06 | 27.38 | 26.68 | 25.31 | 24.12 | 37.69 |
| 1975 | 21.52 | 21.31 | 22.92 | 25.68 | 27.00 | 27.50 | 25.12 | 25.66 | 26.88 | 25.50 | 28.25 | 29.56 | 25.58 |
| 1976 | 28.16 | 31.88 | 32.38 | 37.75 | 37.10 | 36.90 | 34.37 | 34.50 | 30.69 | 31.38 | 31.12 | 30.10 | 33.03 |
| 1977 | 31.38 | 33.02 | 33.97 | 37.62 | 36.46 | 33.70 | 34.83 | 34.75 | 35.22 | 34.39 | 35.03 | 35.92 | 34.69 |
| 1978 | 38.72 | 43.84 | 49.56 | 53.14 | 59.04 | 56.94 | 59.50 | 59.65 | 62.75 | 63.62 | 65.95 | 70.37 | 56.92 |
| 1979 | 81.38 | 87.09 | 97.04 | 99.53 | 102.33 | 100.00 | 94.67 | 85.70 | 95.50 | 81.88 | 85.00 | 80.13 | 90.85 |
| 1980 | 78.41 | 88.16 | 82.52 | 76.38 | 78.37 | 68.34 | 68.08 | 68.69 | 72.89 | 72.58 | 65.88 | 68.62 | 74.08 |
| 1981 | 69.31 | 68.60 | 68.38 | 67.88 | 66.94 | 64.67 | 63.31 | 62.56 | 62.78 | 58.38 | 58.69 | 58.00 | 64.13 |
| 1982 | 55.34 | 56.69 | 59.75 | 62.50 | 63.75 | 59.96 | 64.50 | 63.54 | 57.56 | 55.06 | 54.89 | 56.24 | 59.15 |
| 1983 | 59.62 | 61.94 | 67.64 | 67.50 | 63.52 | 65.96 | 60.42 | 56.16 | 55.87 | 55.16 | 59.92 | 58.62 | 61.03 |
| 1984 | 59.50 | 61.65 | 61.88 | 61.29 | 59.08 | 55.19 | 57.25 | 61.05 | 57.49 | 58.68 | 59.32 | 58.85 | 59.27 |
| 1985 | 62.45 | 62.96 | 65.40 | 66.75 | 65.65 | 64.18 | 62.94 | 62.30 | 61.67 | 62.92 | 63.62 | 61.94 | 63.57 |
| 1986 | 62.05 | 64.62 | 59.88 | 58.80 | 60.50 | 61.50 | 64.25 | 67.00 | 66.13 | 63.15 | 63.63 | 63.04 | 62.88 |
| 1987 | 65.00 | 71.00 | 73.75 | 73.67 | 77.00 | 78.21 | 81.86 | 85.50 | 88.05 | 84.38 | 82.57 | 81.13 | 78.51 |
| 1988 | 83.83 | 89.50 | 92.75 | 96.00 | 97.25 | 88.70 | 85.67 | 89.20 | 90.00 | 90.75 | 86.40 | 84.50 | 89.55 |
| 1989 | 88.38 | 88.25 | 92.50 | 95.50 | 91.00 | 90.50 | 93.50 | 94.70 | 87.50 | 87.88 | 86.40 | 86.17 | 90.19 |
| 1990 | 89.00 | 91.50 | 102.88 | 104.50 | 102.80 | 98.25 | 97.88 | 102.50 | 99.25 | 98.00 | 98.75 | 101.33 | 98.89 |
| 1991 | 100.75 | 102.50 | 109.50 | 111.50 | 111.25 | 111.00 | 106.25 | 105.13 | 102.75 | 99.70 | 93.50 | 90.50 | 103.69 |
| 1992 | 88.82 | 94.23 | 97.60 | 97.75 | 97.00 | 93.05 | 95.50 | 94.19 | 91.80 | 90.57 | 89.50 | 89.88 | 93.32 |
| 1993 | 99.01 | 99.50 | 100.75 | 102.50 | 103.00 | 103.50 | 103.75 | 103.94 | 101.50 | 92.88 | 94.55 | 91.17 | 99.67 |
| 1994 | 96.63 | 96.00 | 96.70 | 97.00 | 94.50 | 90.94 | 88.83 | 87.25 | 84.19 | 80.38 | 78.95 | 78.84 | 89.18 |
| 1995 | 81.50 | 81.50 | 79.00 | 77.69 | 74.60 | 72.89 | 71.17 | 69.20 | 67.75 | 61.50 | 59.13 | 59.50 | 71.29 |

Amarillo Feeder Heifers, 300-400 lbs. Seasonal Price Index



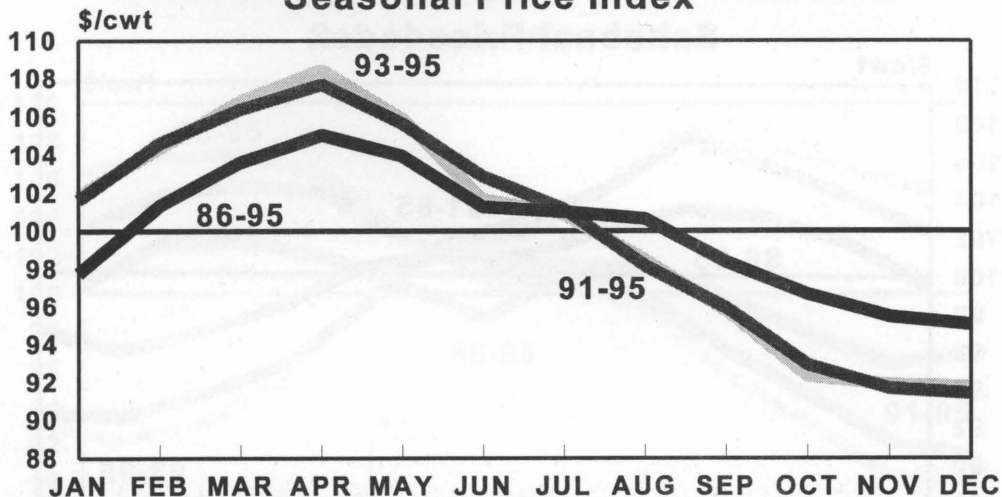
AMARILLO FEEDER STEERS, 400-500 LBS.

dollars per hundredweight

| YEAR | JAN | FEB | MAR | APR | MAY | JUN | JUL | AUG | SEP | OCT | NOV | DEC | AVG |
|------|--------|--------|--------|--------|--------|--------|--------|--------|--------|--------|--------|--------|--------|
| 1965 | 20.06 | 20.34 | 21.41 | 22.51 | 23.90 | 25.12 | 24.15 | 24.02 | 23.70 | 23.11 | 23.36 | 24.88 | 23.05 |
| 1966 | 27.30 | 29.32 | 31.28 | 30.75 | 30.19 | 30.35 | 29.67 | 30.25 | 31.44 | 29.94 | 29.04 | 28.25 | 29.82 |
| 1967 | 28.71 | 28.86 | 28.95 | 22.67 | 30.50 | 30.81 | 31.13 | 30.49 | 30.38 | 29.62 | 29.03 | 29.25 | 29.20 |
| 1968 | 28.83 | 29.81 | 30.30 | 30.72 | 31.00 | 31.00 | 30.68 | 29.95 | 29.88 | 30.44 | 30.66 | 30.72 | 30.33 |
| 1969 | 30.88 | 31.69 | 33.47 | 35.43 | 37.14 | 37.06 | 35.00 | 35.00 | 35.97 | 35.43 | 35.31 | 35.98 | 34.86 |
| 1970 | 36.31 | 38.19 | 40.69 | 39.92 | 37.75 | 37.81 | 37.96 | 36.06 | 36.63 | 36.78 | 37.22 | 36.05 | 37.61 |
| 1971 | 34.88 | 36.88 | 36.19 | 36.54 | 37.88 | 38.53 | 38.67 | 40.06 | 39.65 | 39.84 | 40.75 | 41.35 | 38.44 |
| 1972 | 41.75 | 42.74 | 42.97 | 43.01 | 44.52 | 45.42 | 47.50 | 46.20 | 48.75 | 49.38 | 49.70 | 49.75 | 45.97 |
| 1973 | 54.00 | 57.38 | 61.14 | 59.72 | 60.95 | 60.56 | 62.42 | 69.02 | 63.25 | 60.33 | 57.25 | 57.17 | 60.27 |
| 1974 | 58.27 | 54.50 | 40.29 | 49.50 | 43.50 | 37.44 | 37.42 | 35.75 | 30.00 | 31.25 | 29.25 | 27.56 | 39.56 |
| 1975 | 25.10 | 26.58 | 29.14 | 31.63 | 33.67 | 35.25 | 33.16 | 33.53 | 33.88 | 34.15 | 37.44 | 38.75 | 32.69 |
| 1976 | 36.74 | 40.78 | 40.27 | 46.58 | 46.04 | 44.17 | 41.37 | 41.31 | 37.85 | 37.83 | 38.90 | 38.48 | 40.86 |
| 1977 | 39.38 | 41.35 | 41.88 | 45.47 | 44.50 | 41.25 | 43.00 | 42.75 | 42.87 | 42.73 | 42.88 | 43.92 | 42.67 |
| 1978 | 46.19 | 50.92 | 57.44 | 60.61 | 65.60 | 64.57 | 66.92 | 68.65 | 72.94 | 74.21 | 74.27 | 82.67 | 65.42 |
| 1979 | 83.81 | 95.22 | 102.49 | 108.31 | 104.43 | 96.08 | 101.00 | 92.98 | 99.50 | 91.34 | 95.14 | 93.10 | 96.95 |
| 1980 | 88.76 | 94.19 | 91.07 | 85.09 | 84.52 | 82.89 | 82.75 | 82.15 | 80.28 | 81.44 | 77.75 | 78.58 | 84.12 |
| 1981 | 78.30 | 77.06 | 76.56 | 77.20 | 73.69 | 69.25 | 67.90 | 69.19 | 69.18 | 68.40 | 69.39 | 65.84 | 71.83 |
| 1982 | 63.76 | 65.76 | 69.14 | 71.55 | 64.16 | 68.68 | 70.25 | 70.03 | 66.74 | 65.31 | 64.59 | 65.58 | 67.13 |
| 1983 | 69.97 | 72.00 | 76.29 | 76.84 | 76.00 | 71.70 | 66.67 | 66.28 | 63.94 | 64.09 | 69.40 | 68.61 | 70.15 |
| 1984 | 68.53 | 71.41 | 73.76 | 71.97 | 69.46 | 64.67 | 67.75 | 67.85 | 67.23 | 69.55 | 72.02 | 71.55 | 69.65 |
| 1985 | 73.05 | 73.50 | 74.47 | 76.34 | 74.10 | 72.94 | 71.50 | 68.20 | 65.88 | 69.26 | 73.71 | 70.00 | 71.91 |
| 1986 | 69.72 | 70.50 | 66.00 | 63.65 | 66.50 | 65.91 | 69.25 | 70.00 | 71.38 | 69.05 | 69.63 | 66.13 | 68.14 |
| 1987 | 69.53 | 75.00 | 78.13 | 81.00 | 83.63 | 82.72 | 88.50 | 90.50 | 91.20 | 88.94 | 87.25 | 85.44 | 83.49 |
| 1988 | 87.47 | 96.50 | 99.20 | 102.00 | 102.00 | 91.60 | 88.33 | 90.90 | 90.88 | 94.75 | 91.90 | 90.83 | 93.86 |
| 1989 | 95.13 | 95.53 | 103.50 | 101.38 | 98.10 | 102.67 | 104.00 | 100.30 | 92.88 | 92.38 | 92.80 | 91.33 | 97.50 |
| 1990 | 96.10 | 99.13 | 102.63 | 108.25 | 105.70 | 101.50 | 100.25 | 109.40 | 104.50 | 104.30 | 102.63 | 108.00 | 103.53 |
| 1991 | 107.25 | 112.13 | 111.50 | 111.60 | 111.38 | 113.83 | 108.51 | 103.19 | 102.50 | 101.00 | 96.69 | 95.84 | 106.29 |
| 1992 | 97.07 | 100.13 | 103.30 | 104.69 | 100.50 | 97.25 | 98.88 | 97.38 | 97.75 | 95.07 | 91.84 | 91.75 | 97.97 |
| 1993 | 96.32 | 101.44 | 103.60 | 111.44 | 111.25 | 109.10 | 101.09 | 104.50 | 101.01 | 97.92 | 95.75 | 98.08 | 102.62 |
| 1994 | 98.50 | 99.25 | 105.50 | 105.00 | 102.75 | 95.00 | 101.09 | 92.26 | 88.57 | 84.00 | 85.00 | 86.00 | 95.24 |
| 1995 | 87.75 | 88.25 | 85.82 | 83.26 | 80.30 | 77.65 | 75.00 | 73.00 | 69.75 | 67.25 | 70.00 | 66.33 | 77.03 |

Amarillo Feeder Steers, 400-500 lbs.

Seasonal Price Index



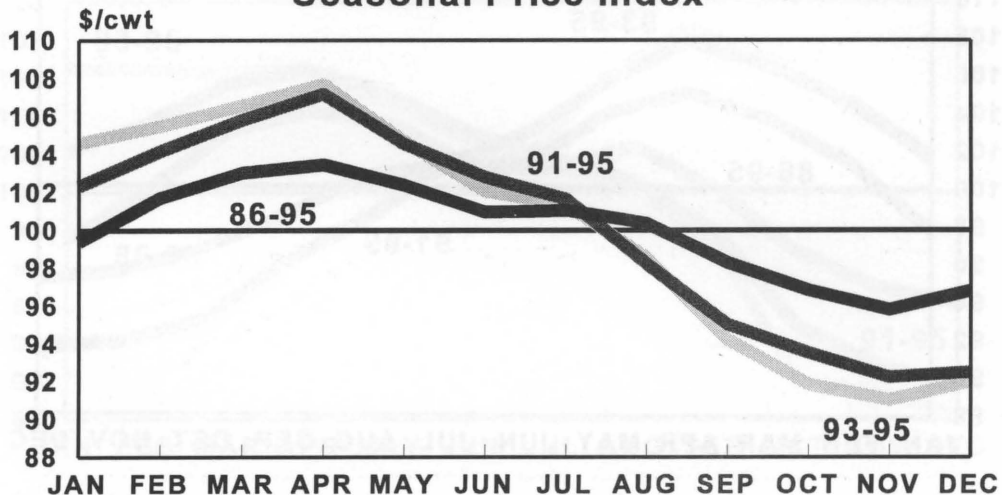
AMARILLO FEEDER STEERS, 500-600 LBS.

dollars per hundredweight

| YEAR | JAN | FEB | MAR | APR | MAY | JUN | JUL | AUG | SEP | OCT | NOV | DEC | AVG |
|------|-------|--------|--------|--------|--------|--------|-------|-------|-------|-------|-------|-------|-------|
| 1965 | 20.06 | 20.34 | 21.41 | 22.51 | 23.90 | 25.12 | 24.15 | 24.05 | 23.70 | 23.11 | 23.36 | 24.88 | 23.05 |
| 1966 | 25.72 | 27.63 | 28.86 | 27.83 | 27.30 | 26.69 | 26.09 | 26.95 | 27.25 | 25.89 | 25.71 | 25.75 | 26.81 |
| 1967 | 26.48 | 26.17 | 25.88 | 26.14 | 26.66 | 27.23 | 27.58 | 26.86 | 26.34 | 25.59 | 25.54 | 25.90 | 26.36 |
| 1968 | 25.59 | 26.30 | 26.95 | 27.51 | 27.65 | 27.84 | 27.85 | 26.67 | 26.46 | 26.54 | 27.47 | 27.83 | 27.06 |
| 1969 | 28.36 | 28.94 | 30.28 | 32.10 | 33.25 | 33.28 | 31.84 | 31.82 | 31.28 | 30.33 | 30.34 | 32.06 | 31.16 |
| 1970 | 32.70 | 33.34 | 34.62 | 33.67 | 31.96 | 31.67 | 31.73 | 30.94 | 31.23 | 31.73 | 31.22 | 30.85 | 32.14 |
| 1971 | 31.36 | 33.71 | 33.57 | 32.46 | 32.92 | 33.38 | 34.17 | 35.62 | 34.80 | 35.50 | 37.53 | 38.05 | 34.42 |
| 1972 | 39.31 | 40.97 | 40.80 | 39.76 | 40.12 | 42.17 | 44.67 | 44.07 | 46.19 | 46.88 | 47.15 | 47.17 | 43.27 |
| 1973 | 50.60 | 53.75 | 57.13 | 55.40 | 57.12 | 56.75 | 58.25 | 64.76 | 60.19 | 54.43 | 52.88 | 53.83 | 56.26 |
| 1974 | 57.53 | 51.83 | 46.04 | 45.88 | 40.70 | 33.12 | 36.23 | 35.25 | 29.31 | 30.70 | 28.56 | 27.53 | 38.56 |
| 1975 | 25.68 | 26.06 | 27.98 | 31.62 | 34.25 | 35.31 | 33.72 | 33.53 | 35.12 | 34.35 | 37.25 | 38.69 | 32.80 |
| 1976 | 36.66 | 40.32 | 39.51 | 45.36 | 44.12 | 42.33 | 39.58 | 39.19 | 35.68 | 36.25 | 36.06 | 36.49 | 39.30 |
| 1977 | 37.78 | 39.29 | 39.62 | 44.08 | 42.27 | 39.80 | 40.42 | 40.90 | 40.22 | 40.86 | 41.60 | 43.00 | 40.82 |
| 1978 | 45.38 | 49.52 | 54.43 | 56.92 | 61.62 | 59.47 | 61.33 | 62.00 | 65.69 | 66.66 | 68.18 | 71.69 | 60.24 |
| 1979 | 77.61 | 88.89 | 92.74 | 96.77 | 93.42 | 85.88 | 88.17 | 82.64 | 89.06 | 83.84 | 86.26 | 85.80 | 87.59 |
| 1980 | 83.66 | 88.10 | 81.96 | 75.78 | 74.75 | 74.94 | 75.97 | 78.04 | 76.19 | 76.27 | 72.95 | 73.91 | 77.71 |
| 1981 | 74.88 | 72.38 | 71.72 | 72.19 | 65.00 | 66.36 | 64.75 | 65.48 | 65.74 | 64.62 | 66.12 | 62.39 | 67.64 |
| 1982 | 62.16 | 65.19 | 66.05 | 67.67 | 66.44 | 65.65 | 67.00 | 67.34 | 64.72 | 64.00 | 62.94 | 63.20 | 65.20 |
| 1983 | 68.00 | 69.87 | 72.97 | 70.19 | 67.98 | 64.46 | 61.96 | 61.22 | 59.76 | 61.62 | 64.85 | 66.58 | 65.79 |
| 1984 | 67.31 | 68.88 | 69.16 | 68.66 | 65.52 | 62.96 | 65.08 | 65.49 | 64.82 | 65.33 | 67.12 | 67.38 | 66.48 |
| 1985 | 71.06 | 71.47 | 70.06 | 70.31 | 68.75 | 67.08 | 64.80 | 63.12 | 59.44 | 63.94 | 66.62 | 64.12 | 66.73 |
| 1986 | 65.12 | 65.25 | 62.72 | 59.15 | 60.19 | 60.00 | 64.50 | 65.25 | 66.13 | 64.70 | 64.94 | 64.68 | 63.55 |
| 1987 | 66.88 | 72.60 | 73.66 | 75.43 | 76.38 | 75.63 | 77.53 | 81.50 | 85.40 | 78.81 | 80.71 | 79.50 | 77.00 |
| 1988 | 83.66 | 88.00 | 88.30 | 89.75 | 89.50 | 82.80 | 81.50 | 84.10 | 84.25 | 87.50 | 85.70 | 85.33 | 85.87 |
| 1989 | 89.13 | 90.88 | 90.50 | 88.25 | 88.40 | 92.83 | 93.83 | 90.70 | 86.50 | 87.00 | 85.10 | 88.08 | 89.27 |
| 1990 | 89.85 | 89.63 | 95.13 | 95.25 | 95.80 | 94.63 | 94.38 | 99.20 | 94.75 | 93.30 | 91.88 | 98.17 | 94.33 |
| 1991 | 96.25 | 101.75 | 102.75 | 103.30 | 103.19 | 102.69 | 99.63 | 92.94 | 92.19 | 91.85 | 89.38 | 88.25 | 97.01 |
| 1992 | 87.44 | 87.69 | 91.15 | 93.88 | 90.00 | 89.40 | 89.25 | 88.01 | 85.75 | 85.44 | 84.25 | 84.13 | 88.03 |
| 1993 | 88.63 | 92.88 | 94.35 | 98.32 | 97.44 | 96.45 | 96.34 | 95.07 | 90.50 | 88.82 | 86.50 | 87.67 | 92.75 |
| 1994 | 89.57 | 89.50 | 92.40 | 91.88 | 87.55 | 84.00 | 84.34 | 83.10 | 79.32 | 76.57 | 77.85 | 80.08 | 84.68 |
| 1995 | 82.45 | 80.51 | 78.88 | 78.19 | 75.90 | 73.87 | 71.83 | 67.40 | 65.00 | 63.50 | 62.50 | 61.50 | 71.79 |

Amarillo Feeder Steers, 500-600 lbs.

Seasonal Price Index



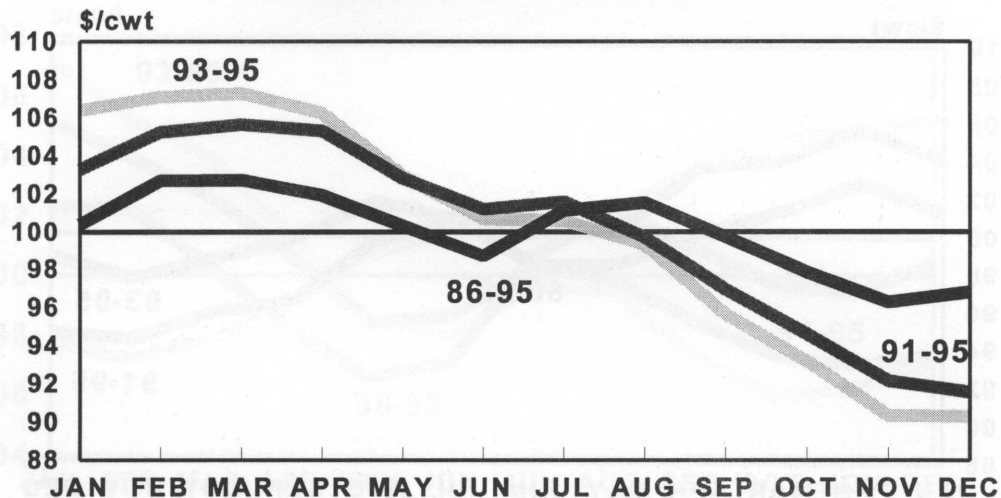
AMARILLO FEEDER HEIFERS, 500-600 LBS.

dollars per hundredweight

| YEAR | JAN | FEB | MAR | APR | MAY | JUN | JUL | AUG | SEP | OCT | NOV | DEC | AVG |
|------|-------|-------|-------|-------|-------|-------|-------|-------|-------|-------|-------|-------|-------|
| 1965 | 18.13 | 18.56 | 19.06 | 19.71 | 20.82 | 22.57 | 21.89 | 21.38 | 21.61 | 20.82 | 20.11 | 21.99 | 20.55 |
| 1966 | 23.10 | 24.80 | 25.35 | 24.66 | 23.81 | 23.38 | 23.13 | 24.04 | 24.28 | 22.90 | 22.73 | 23.00 | 23.77 |
| 1967 | 23.32 | 22.94 | 22.80 | 22.69 | 23.25 | 24.09 | 24.46 | 24.36 | 23.90 | 22.95 | 22.60 | 22.94 | 23.36 |
| 1968 | 22.93 | 23.39 | 24.05 | 24.28 | 24.67 | 24.88 | 25.45 | 25.25 | 24.17 | 23.73 | 24.12 | 24.81 | 24.31 |
| 1969 | 25.09 | 25.67 | 26.72 | 28.06 | 29.21 | 30.00 | 27.88 | 27.26 | 27.25 | 26.26 | 26.44 | 27.92 | 27.31 |
| 1970 | 28.81 | 30.09 | 31.56 | 30.96 | 29.27 | 29.12 | 29.23 | 28.81 | 28.53 | 28.75 | 26.50 | 28.07 | 29.14 |
| 1971 | 28.79 | 30.52 | 30.18 | 30.01 | 30.00 | 29.90 | 29.88 | 31.00 | 30.85 | 31.56 | 32.88 | 34.13 | 30.81 |
| 1972 | 35.00 | 35.76 | 36.03 | 35.08 | 35.86 | 36.76 | 38.92 | 37.25 | 39.88 | 40.71 | 39.70 | 39.67 | 37.55 |
| 1973 | 42.75 | 46.83 | 49.73 | 48.12 | 51.07 | 49.33 | 51.08 | 54.98 | 50.12 | 47.47 | 47.00 | 48.00 | 48.87 |
| 1974 | 51.03 | 45.44 | 40.36 | 40.18 | 36.15 | 31.38 | 32.50 | 29.69 | 25.44 | 25.05 | 24.12 | 23.69 | 33.75 |
| 1975 | 22.25 | 22.50 | 23.48 | 26.23 | 28.83 | 29.69 | 27.38 | 26.34 | 28.31 | 27.80 | 29.81 | 31.12 | 26.98 |
| 1976 | 29.83 | 33.20 | 32.66 | 37.49 | 36.03 | 36.77 | 33.83 | 33.19 | 29.51 | 29.71 | 29.12 | 29.62 | 32.58 |
| 1977 | 30.25 | 33.08 | 33.48 | 36.46 | 34.31 | 32.62 | 33.67 | 34.00 | 34.12 | 33.24 | 33.88 | 35.83 | 33.75 |
| 1978 | 38.47 | 42.95 | 47.26 | 49.23 | 54.12 | 52.51 | 54.37 | 55.00 | 58.12 | 56.83 | 59.00 | 63.54 | 52.62 |
| 1979 | 68.95 | 75.34 | 79.17 | 85.04 | 81.16 | 81.31 | 72.67 | 72.02 | 77.00 | 73.33 | 75.56 | 74.14 | 76.31 |
| 1980 | 73.41 | 77.91 | 72.95 | 64.10 | 64.20 | 64.25 | 65.73 | 66.60 | 65.64 | 65.32 | 63.97 | 63.97 | 67.34 |
| 1981 | 64.09 | 63.69 | 61.99 | 63.10 | 56.75 | 57.39 | 56.36 | 56.95 | 57.47 | 55.06 | 54.91 | 53.56 | 58.44 |
| 1982 | 53.95 | 56.37 | 58.02 | 58.71 | 58.10 | 57.30 | 59.67 | 60.44 | 56.89 | 54.06 | 53.37 | 54.67 | 56.80 |
| 1983 | 59.10 | 61.03 | 63.94 | 62.34 | 58.28 | 56.47 | 53.25 | 52.51 | 50.19 | 50.62 | 55.00 | 57.58 | 56.69 |
| 1984 | 59.03 | 60.92 | 60.53 | 59.78 | 54.80 | 55.25 | 55.98 | 56.18 | 55.17 | 55.95 | 57.79 | 58.86 | 57.52 |
| 1985 | 61.75 | 62.81 | 61.94 | 61.58 | 59.70 | 57.87 | 55.12 | 55.88 | 53.25 | 54.76 | 57.44 | 56.91 | 58.25 |
| 1986 | 56.86 | 58.25 | 55.88 | 53.05 | 51.19 | 50.72 | 56.75 | 58.63 | 58.94 | 58.30 | 58.50 | 58.40 | 56.29 |
| 1987 | 61.56 | 66.63 | 67.22 | 67.75 | 66.75 | 68.00 | 70.30 | 73.38 | 77.15 | 72.13 | 70.92 | 73.00 | 69.57 |
| 1988 | 76.03 | 79.25 | 80.05 | 79.13 | 78.75 | 70.70 | 76.17 | 77.70 | 77.38 | 78.19 | 78.75 | 79.83 | 77.66 |
| 1989 | 82.50 | 82.75 | 80.95 | 77.50 | 77.20 | 80.33 | 81.83 | 83.00 | 78.63 | 79.63 | 79.10 | 80.33 | 80.31 |
| 1990 | 82.35 | 82.38 | 83.63 | 85.50 | 86.70 | 84.75 | 86.63 | 89.50 | 87.25 | 85.75 | 84.63 | 86.67 | 85.48 |
| 1991 | 89.25 | 93.00 | 92.75 | 93.50 | 93.63 | 93.82 | 91.70 | 87.69 | 86.51 | 85.25 | 81.94 | 79.08 | 89.01 |
| 1992 | 79.25 | 81.63 | 83.10 | 83.38 | 80.82 | 79.30 | 83.19 | 82.63 | 81.15 | 78.76 | 78.83 | 79.38 | 80.95 |
| 1993 | 85.75 | 86.50 | 87.75 | 89.63 | 87.63 | 86.70 | 87.00 | 87.01 | 84.26 | 82.82 | 80.15 | 79.59 | 85.40 |
| 1994 | 81.00 | 82.50 | 84.75 | 83.63 | 80.40 | 77.44 | 78.17 | 75.70 | 72.13 | 69.88 | 70.70 | 70.75 | 77.25 |
| 1995 | 74.40 | 73.75 | 70.69 | 67.57 | 65.30 | 64.07 | 62.83 | 62.40 | 60.38 | 58.50 | 53.88 | 54.33 | 64.01 |

Amarillo Feeder Heifers, 500-600 lbs.

Seasonal Price Index

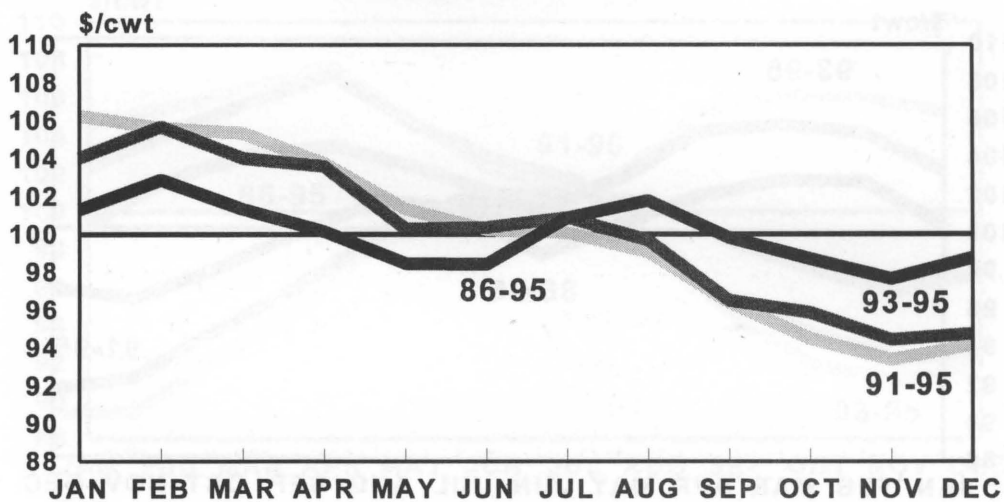


AMARILLO FEEDER STEERS, 600-700 LBS.

dollars per hundredweight

| YEAR | JAN | FEB | MAR | APR | MAY | JUN | JUL | AUG | SEP | OCT | NOV | DEC | AVG |
|------|-------|-------|-------|-------|-------|-------|-------|-------|-------|-------|-------|-------|-------|
| 1965 | 20.06 | 20.34 | 21.41 | 22.51 | 23.90 | 25.12 | 24.15 | 24.02 | 23.70 | 23.11 | 23.36 | 24.88 | 23.05 |
| 1966 | 25.72 | 27.63 | 28.86 | 27.83 | 27.30 | 26.69 | 26.09 | 26.95 | 27.25 | 25.89 | 25.71 | 25.75 | 26.81 |
| 1967 | 26.48 | 26.17 | 25.88 | 26.14 | 26.66 | 27.23 | 27.58 | 26.86 | 26.34 | 25.59 | 25.54 | 25.90 | 26.36 |
| 1968 | 25.59 | 26.30 | 26.95 | 27.51 | 27.65 | 27.84 | 27.85 | 26.67 | 26.46 | 26.54 | 27.47 | 27.83 | 27.06 |
| 1969 | 28.36 | 28.94 | 30.28 | 32.10 | 33.25 | 33.28 | 31.84 | 31.82 | 31.28 | 30.33 | 30.34 | 32.06 | 31.16 |
| 1970 | 32.78 | 33.34 | 34.62 | 33.67 | 31.96 | 31.67 | 31.73 | 30.94 | 31.23 | 31.78 | 31.22 | 30.85 | 32.15 |
| 1971 | 31.36 | 33.71 | 33.57 | 32.46 | 32.92 | 33.38 | 34.17 | 35.62 | 34.80 | 35.50 | 37.53 | 38.05 | 34.42 |
| 1972 | 38.25 | 39.42 | 39.05 | 37.91 | 37.92 | 40.22 | 42.58 | 42.00 | 43.25 | 43.88 | 45.05 | 44.75 | 41.19 |
| 1973 | 48.50 | 51.64 | 54.19 | 52.50 | 52.42 | 51.62 | 54.14 | 60.89 | 55.56 | 50.80 | 49.00 | 49.83 | 52.59 |
| 1974 | 53.10 | 48.90 | 43.44 | 42.79 | 37.22 | 31.75 | 36.04 | 34.60 | 28.75 | 30.05 | 28.50 | 28.00 | 36.93 |
| 1975 | 27.10 | 26.31 | 28.38 | 31.87 | 34.03 | 36.91 | 34.40 | 34.18 | 37.11 | 36.15 | 37.75 | 39.40 | 33.63 |
| 1976 | 37.67 | 40.40 | 39.24 | 44.29 | 42.25 | 41.37 | 39.04 | 38.50 | 34.81 | 35.04 | 34.69 | 35.87 | 38.60 |
| 1977 | 36.47 | 38.00 | 38.60 | 41.81 | 40.66 | 38.39 | 38.71 | 38.75 | 39.10 | 38.78 | 39.68 | 41.83 | 39.23 |
| 1978 | 44.22 | 47.91 | 52.52 | 54.33 | 59.28 | 57.03 | 59.67 | 59.92 | 63.50 | 61.75 | 64.15 | 67.39 | 57.64 |
| 1979 | 74.81 | 80.23 | 88.11 | 90.26 | 85.90 | 75.74 | 79.00 | 76.14 | 80.88 | 78.43 | 80.78 | 80.85 | 80.93 |
| 1980 | 79.63 | 82.62 | 77.81 | 68.05 | 68.58 | 69.12 | 71.33 | 75.01 | 73.16 | 73.23 | 71.62 | 72.66 | 73.57 |
| 1981 | 71.88 | 70.22 | 68.91 | 69.07 | 61.70 | 63.20 | 61.62 | 64.16 | 65.11 | 62.50 | 64.17 | 60.50 | 65.25 |
| 1982 | 60.78 | 63.78 | 64.74 | 64.07 | 64.50 | 63.38 | 65.29 | 67.11 | 64.43 | 63.25 | 61.88 | 62.69 | 63.83 |
| 1983 | 66.06 | 67.28 | 70.50 | 67.62 | 63.07 | 62.25 | 59.72 | 59.58 | 57.72 | 57.54 | 62.00 | 66.12 | 63.29 |
| 1984 | 67.32 | 68.31 | 67.97 | 65.08 | 60.94 | 60.28 | 62.94 | 63.90 | 63.61 | 63.27 | 66.44 | 67.84 | 64.83 |
| 1985 | 70.19 | 70.43 | 67.11 | 65.09 | 63.55 | 60.42 | 58.75 | 60.25 | 56.62 | 60.11 | 61.94 | 61.65 | 63.01 |
| 1986 | 62.41 | 62.81 | 59.03 | 55.15 | 54.28 | 54.88 | 61.08 | 63.63 | 63.50 | 61.65 | 62.75 | 63.58 | 60.40 |
| 1987 | 66.47 | 70.31 | 70.56 | 71.48 | 69.63 | 71.19 | 75.18 | 77.38 | 80.90 | 75.63 | 73.84 | 74.75 | 73.11 |
| 1988 | 80.22 | 83.91 | 82.61 | 81.31 | 81.25 | 75.95 | 77.67 | 82.00 | 82.38 | 82.19 | 81.70 | 82.83 | 81.17 |
| 1989 | 86.38 | 85.50 | 82.70 | 79.50 | 80.90 | 83.17 | 86.67 | 85.30 | 82.00 | 83.88 | 82.60 | 85.17 | 83.65 |
| 1990 | 85.45 | 84.13 | 86.13 | 85.88 | 87.30 | 87.63 | 89.44 | 94.10 | 90.88 | 90.00 | 89.88 | 92.00 | 88.57 |
| 1991 | 92.38 | 95.88 | 94.50 | 95.10 | 91.30 | 93.26 | 92.85 | 89.51 | 84.50 | 87.25 | 84.88 | 84.34 | 90.48 |
| 1992 | 83.94 | 88.69 | 83.90 | 85.32 | 81.19 | 82.15 | 85.13 | 85.76 | 84.10 | 83.32 | 82.42 | 82.38 | 84.02 |
| 1993 | 87.00 | 88.25 | 89.55 | 91.63 | 90.63 | 90.25 | 88.58 | 89.07 | 87.69 | 85.94 | 83.55 | 83.59 | 87.98 |
| 1994 | 84.25 | 84.25 | 86.10 | 83.63 | 80.60 | 78.44 | 79.84 | 78.70 | 75.63 | 73.25 | 75.20 | 77.92 | 79.82 |
| 1995 | 78.70 | 75.94 | 72.19 | 68.82 | 67.20 | 67.10 | 67.00 | 65.30 | 63.50 | 63.09 | 60.94 | 60.00 | 67.48 |

Amarillo Feeder Steers, 600-700 lbs. Seasonal Price Index

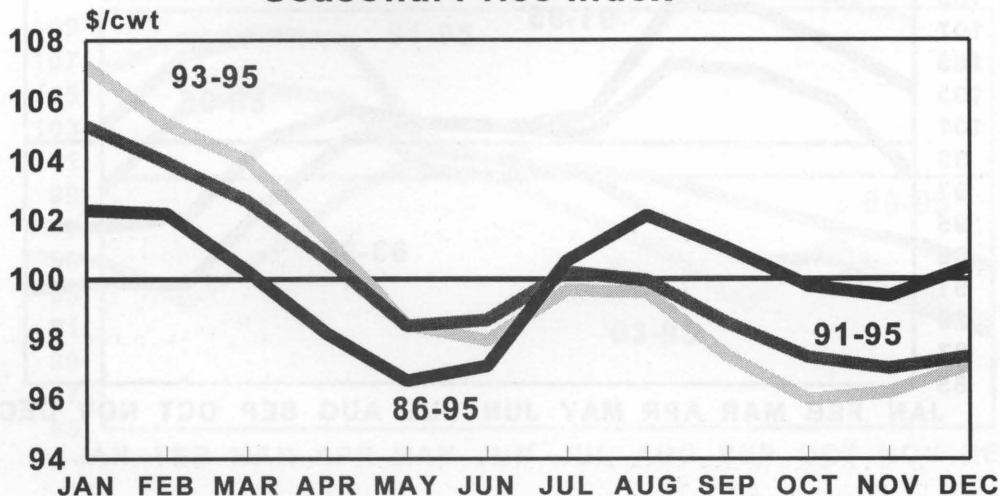


AMARILLO FEEDER STEERS, 700-800 LBS.

dollars per hundredweight

| YEAR | JAN | FEB | MAR | APR | MAY | JUN | JUL | AUG | SEP | OCT | NOV | DEC | AVG |
|------|-------|-------|-------|-------|-------|-------|-------|-------|-------|-------|-------|-------|-------|
| 1965 | 20.06 | 20.34 | 21.41 | 22.51 | 23.90 | 25.12 | 24.15 | 24.02 | 23.70 | 23.11 | 23.36 | 24.88 | 23.05 |
| 1966 | 24.97 | 26.72 | 27.04 | 25.83 | 25.19 | 24.86 | 24.42 | 25.34 | 25.16 | 23.48 | 23.62 | 23.88 | 25.04 |
| 1967 | 24.49 | 24.15 | 23.98 | 24.03 | 24.61 | 25.44 | 25.58 | 25.65 | 25.03 | 23.84 | 23.95 | 24.08 | 24.57 |
| 1968 | 24.18 | 24.85 | 25.73 | 25.72 | 26.00 | 26.38 | 26.95 | 25.85 | 25.44 | 24.83 | 26.16 | 27.03 | 25.76 |
| 1969 | 27.05 | 27.64 | 29.03 | 30.61 | 32.22 | 32.62 | 30.38 | 30.25 | 29.00 | 28.05 | 28.72 | 30.68 | 29.69 |
| 1970 | 31.06 | 31.16 | 32.56 | 32.00 | 30.00 | 29.60 | 30.06 | 29.31 | 28.65 | 29.19 | 28.37 | 28.75 | 30.06 |
| 1971 | 29.60 | 31.58 | 31.57 | 31.52 | 31.29 | 31.00 | 31.42 | 33.19 | 31.90 | 33.19 | 34.81 | 35.75 | 32.24 |
| 1972 | 36.25 | 37.82 | 37.92 | 36.60 | 36.95 | 39.20 | 41.17 | 40.10 | 41.62 | 42.69 | 42.90 | 43.33 | 39.71 |
| 1973 | 47.00 | 50.05 | 52.00 | 50.66 | 50.28 | 49.83 | 52.93 | 58.63 | 53.75 | 48.17 | 46.72 | 45.00 | 50.42 |
| 1974 | 51.17 | 47.10 | 42.00 | 41.60 | 35.56 | 31.50 | 35.29 | 34.97 | 29.06 | 30.00 | 28.40 | 28.25 | 36.24 |
| 1975 | 27.10 | 26.26 | 28.58 | 32.38 | 34.83 | 37.69 | 35.10 | 34.18 | 37.83 | 37.10 | 37.94 | 39.52 | 34.04 |
| 1976 | 37.95 | 40.34 | 39.17 | 44.23 | 42.03 | 41.00 | 38.71 | 38.34 | 34.66 | 34.86 | 34.56 | 35.33 | 38.43 |
| 1977 | 35.78 | 37.78 | 38.23 | 40.99 | 39.87 | 38.07 | 38.38 | 37.50 | 38.70 | 38.50 | 38.91 | 41.20 | 38.66 |
| 1978 | 43.60 | 46.72 | 51.84 | 53.81 | 57.46 | 56.54 | 58.85 | 59.00 | 61.50 | 60.25 | 61.62 | 66.23 | 56.45 |
| 1979 | 71.20 | 75.62 | 85.33 | 86.94 | 91.42 | 72.47 | 73.44 | 71.64 | 77.19 | 75.23 | 77.42 | 76.91 | 77.90 |
| 1980 | 76.31 | 79.03 | 73.22 | 65.59 | 66.30 | 67.17 | 69.96 | 73.25 | 72.28 | 72.04 | 70.63 | 68.44 | 71.19 |
| 1981 | 70.10 | 69.31 | 67.95 | 68.22 | 61.03 | 62.94 | 60.88 | 63.83 | 65.08 | 61.97 | 63.66 | 60.21 | 64.60 |
| 1982 | 60.32 | 62.81 | 64.13 | 64.06 | 64.61 | 62.71 | 64.20 | 66.66 | 64.46 | 62.75 | 61.40 | 63.00 | 63.43 |
| 1983 | 66.06 | 65.72 | 69.25 | 67.16 | 62.97 | 60.63 | 58.65 | 59.36 | 56.46 | 56.18 | 59.88 | 64.59 | 62.24 |
| 1984 | 66.62 | 67.72 | 67.94 | 64.78 | 60.46 | 60.06 | 62.44 | 63.49 | 62.47 | 62.63 | 65.13 | 67.40 | 64.26 |
| 1985 | 69.61 | 69.88 | 66.24 | 63.63 | 61.05 | 59.09 | 58.09 | 58.88 | 55.25 | 59.05 | 59.44 | 61.53 | 61.81 |
| 1986 | 61.87 | 62.12 | 57.75 | 53.35 | 51.22 | 52.35 | 60.42 | 62.44 | 62.31 | 60.50 | 62.06 | 62.63 | 59.09 |
| 1987 | 65.44 | 69.44 | 67.85 | 69.08 | 67.13 | 69.38 | 71.80 | 75.25 | 78.05 | 73.50 | 73.29 | 72.75 | 71.08 |
| 1988 | 79.25 | 81.50 | 80.65 | 77.13 | 77.81 | 71.95 | 76.00 | 79.55 | 79.63 | 80.25 | 79.35 | 80.17 | 78.60 |
| 1989 | 83.25 | 82.38 | 79.50 | 76.00 | 75.40 | 79.83 | 83.33 | 84.10 | 80.50 | 82.38 | 80.30 | 82.67 | 80.80 |
| 1990 | 83.05 | 81.38 | 81.19 | 83.00 | 83.60 | 84.63 | 87.38 | 90.60 | 88.38 | 87.10 | 87.63 | 90.33 | 85.69 |
| 1991 | 89.75 | 90.00 | 89.00 | 88.50 | 86.88 | 87.44 | 87.95 | 85.13 | 84.07 | 84.05 | 82.69 | 82.33 | 86.48 |
| 1992 | 81.38 | 80.76 | 79.50 | 78.19 | 77.51 | 78.95 | 80.88 | 82.75 | 83.10 | 81.88 | 81.25 | 81.13 | 80.61 |
| 1993 | 85.32 | 84.88 | 85.28 | 85.63 | 85.50 | 85.55 | 85.25 | 86.13 | 85.82 | 83.32 | 81.65 | 82.50 | 84.73 |
| 1994 | 82.19 | 81.82 | 82.30 | 79.88 | 75.60 | 73.32 | 76.42 | 76.10 | 73.01 | 71.69 | 74.15 | 75.59 | 76.84 |
| 1995 | 76.10 | 72.51 | 68.82 | 64.82 | 62.75 | 63.80 | 64.83 | 64.10 | 62.63 | 63.17 | 62.88 | 62.67 | 65.75 |

Amarillo Feeder Steers, 700-800 lbs. Seasonal Price Index



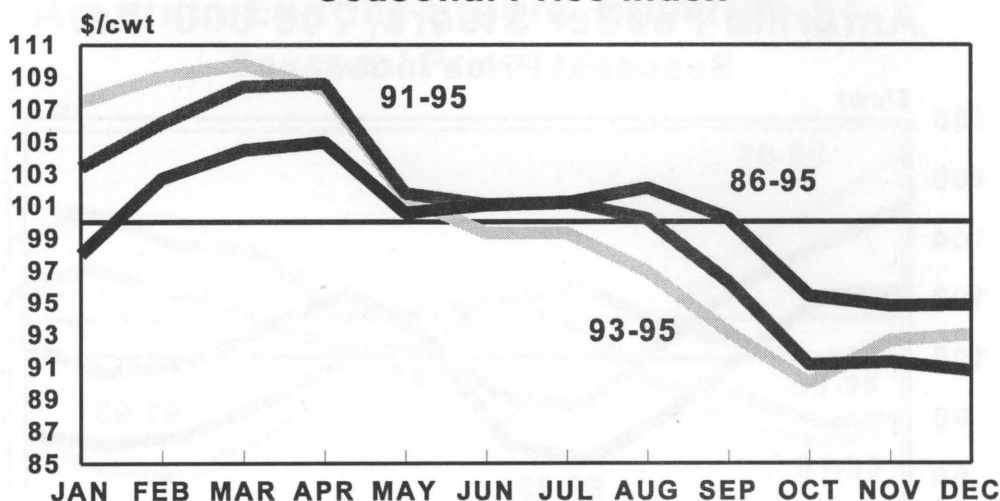
SAN ANGELO FEEDER HEIFERS, 300-400 LBS.*

dollars per hundredweight

| YEAR | JAN | FEB | MAR | APR | MAY | JUN | JUL | AUG | SEP | OCT | NOV | DEC | AVG |
|------|--------|--------|--------|--------|--------|--------|--------|--------|--------|--------|--------|--------|--------|
| 1966 | 26.56 | 28.75 | 29.68 | 28.00 | 27.55 | 27.37 | 27.00 | 27.56 | 28.55 | 27.44 | 26.87 | 26.75 | 27.67 |
| 1967 | 27.44 | 27.87 | 28.10 | 28.87 | 29.19 | 29.37 | 29.38 | 30.37 | 29.63 | 28.50 | 28.56 | 28.63 | 28.83 |
| 1968 | 29.12 | 30.13 | 30.31 | 30.94 | 30.55 | 30.50 | 30.50 | 29.50 | 29.19 | 29.20 | 29.50 | 30.63 | 30.01 |
| 1969 | 31.05 | 32.38 | 33.94 | 35.65 | 36.92 | 36.44 | 34.06 | 34.44 | 35.06 | 33.60 | 33.88 | 35.67 | 34.42 |
| 1970 | 36.06 | 37.69 | 39.75 | 38.95 | 37.00 | 36.75 | 36.45 | 36.50 | 36.25 | 36.75 | 36.38 | 36.38 | 37.08 |
| 1971 | 36.75 | 38.50 | 38.70 | 38.00 | 37.88 | 38.15 | 38.00 | 40.19 | 40.50 | 40.62 | 42.00 | 43.25 | 39.38 |
| 1972 | 38.00 | 39.69 | 39.85 | 39.00 | 41.40 | 43.88 | 45.25 | 44.80 | 46.12 | 46.50 | 45.90 | 46.17 | 43.05 |
| 1973 | 48.40 | 53.88 | 58.00 | 56.88 | 58.00 | 58.00 | 59.50 | 66.45 | 59.25 | 55.80 | 52.80 | 47.17 | 56.18 |
| 1974 | 53.40 | 49.50 | 47.50 | 45.62 | 40.50 | 35.12 | 32.75 | 32.44 | 26.94 | 25.85 | 23.42 | 23.37 | 36.37 |
| 1975 | 22.35 | 23.06 | 23.62 | 25.90 | 23.96 | 27.44 | 27.31 | 26.12 | 27.12 | 25.70 | 27.33 | 29.19 | 25.76 |
| 1976 | 27.94 | 31.56 | 32.45 | 38.44 | 37.69 | 36.25 | 32.00 | 33.69 | 30.62 | 32.38 | 30.00 | 30.44 | 32.79 |
| 1977 | 31.00 | 33.62 | 34.80 | 37.25 | 35.62 | 34.00 | 34.33 | 35.70 | 35.38 | 33.62 | 34.94 | 36.17 | 34.70 |
| 1978 | 39.75 | 46.38 | 52.80 | 53.75 | 62.00 | 59.00 | 61.83 | 64.20 | 68.62 | 68.00 | 67.94 | 75.00 | 59.94 |
| 1979 | 84.40 | 92.75 | 100.00 | 104.00 | 99.70 | 92.62 | 93.17 | 94.40 | 94.00 | 81.70 | 79.67 | 80.50 | 91.41 |
| 1980 | 83.50 | 92.50 | 84.25 | 78.00 | 74.00 | 79.38 | 73.38 | 73.50 | 73.25 | 72.00 | 69.17 | 69.50 | 76.87 |
| 1981 | 72.12 | 72.12 | 70.50 | 72.00 | 65.12 | 65.25 | 62.38 | 63.00 | 65.70 | 63.12 | 61.50 | 59.17 | 66.00 |
| 1982 | 58.12 | 60.38 | 62.30 | 65.00 | 66.12 | 65.12 | 62.75 | 63.50 | 58.50 | 56.38 | 58.17 | 58.12 | 61.21 |
| 1983 | 61.88 | 67.50 | 70.70 | 69.38 | 62.50 | 63.75 | 60.75 | 59.60 | 58.63 | 58.62 | 61.25 | 65.17 | 63.31 |
| 1984 | 60.88 | 64.00 | 65.62 | 62.62 | 60.50 | 58.94 | 61.00 | 62.20 | 57.75 | 58.85 | 60.75 | 60.67 | 61.15 |
| 1985 | 65.15 | 68.38 | 70.38 | 69.12 | 65.75 | 66.03 | 64.67 | 65.12 | 61.06 | 63.97 | 64.04 | 62.96 | 65.55 |
| 1986 | 61.38 | 64.00 | 64.50 | 61.32 | 59.64 | 67.56 | 64.19 | 64.78 | 71.31 | 69.55 | 66.69 | 66.67 | 65.13 |
| 1987 | 66.69 | 72.00 | 74.31 | 76.40 | 78.81 | 80.12 | 83.94 | 85.66 | 92.15 | 83.25 | 80.58 | 83.75 | 79.81 |
| 1988 | 87.94 | 96.44 | 96.76 | 102.31 | 100.00 | 93.25 | 97.83 | 98.50 | 93.75 | 93.38 | 90.75 | 90.29 | 95.10 |
| 1989 | 96.56 | 102.13 | 101.20 | 98.50 | 93.43 | 100.44 | 98.63 | 101.30 | 99.19 | 92.19 | 91.85 | 90.46 | 97.16 |
| 1990 | 94.10 | 102.06 | 105.44 | 107.13 | 105.35 | 103.38 | 100.75 | 108.35 | 103.00 | 101.60 | 103.67 | 105.29 | 103.34 |
| 1991 | 106.30 | 110.83 | 114.50 | 117.38 | 110.80 | 110.00 | 111.94 | 110.90 | 106.44 | 100.53 | 94.63 | 89.96 | 107.02 |
| 1992 | 91.59 | 95.71 | 100.44 | 102.42 | 95.00 | 98.42 | 97.10 | 99.42 | 95.80 | 86.09 | 85.93 | 87.17 | 94.59 |
| 1993 | 99.00 | 101.25 | 105.45 | 107.66 | 105.11 | 103.10 | 102.86 | 100.31 | 99.57 | 99.50 | 96.04 | 96.44 | 101.36 |
| 1994 | 96.21 | 97.83 | 98.71 | 94.21 | 86.33 | 82.83 | 86.21 | 84.72 | 81.18 | 81.34 | 84.80 | 83.43 | 88.15 |
| 1995 | 84.65 | 84.88 | 81.75 | 80.00 | 72.96 | 72.67 | 69.56 | 67.43 | 61.80 | 53.50 | 60.32 | 62.25 | 70.98 |

* 1965-1971 300-550 lbs., 1972-present 300-400 lbs. choice

San Angelo Feeder Heifers, 300-400 lbs. Seasonal Price Index



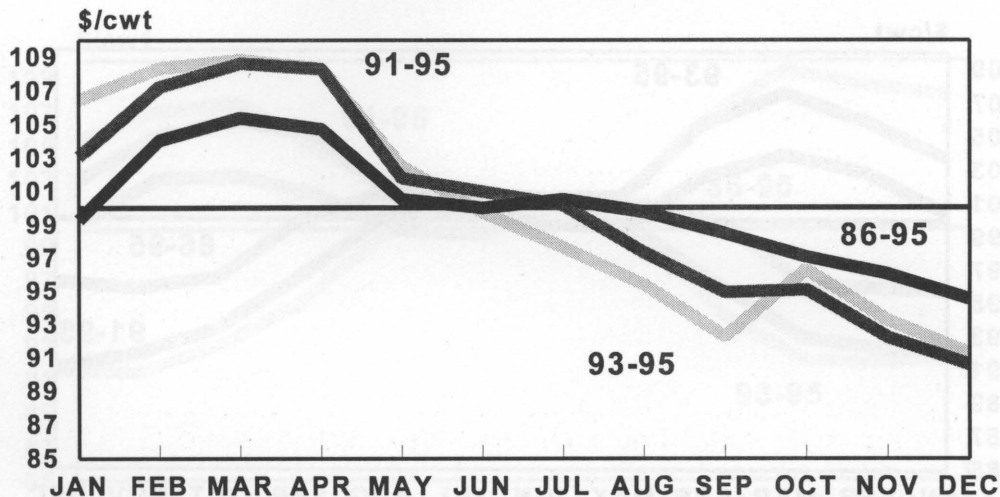
SAN ANGELO FEEDER STEERS, 400-500 LBS.*

dollars per hundredweight

| YEAR | JAN | FEB | MAR | APR | MAY | JUN | JUL | AUG | SEP | OCT | NOV | DEC | AVG |
|------|--------|--------|--------|--------|--------|--------|--------|--------|--------|--------|--------|--------|--------|
| 1966 | 26.56 | 28.75 | 29.68 | 28.00 | 27.50 | 27.37 | 27.00 | 27.56 | 28.55 | 27.44 | 26.87 | 26.75 | 27.67 |
| 1967 | 27.44 | 27.87 | 28.10 | 28.87 | 29.19 | 29.37 | 29.38 | 30.37 | 29.63 | 28.50 | 28.56 | 28.63 | 28.83 |
| 1968 | 29.12 | 30.13 | 30.31 | 30.94 | 30.55 | 30.50 | 30.50 | 29.50 | 29.19 | 29.20 | 29.50 | 30.63 | 30.01 |
| 1969 | 31.05 | 32.38 | 33.94 | 35.65 | 36.92 | 36.44 | 34.06 | 34.44 | 35.06 | 33.60 | 33.88 | 35.67 | 34.42 |
| 1970 | 36.06 | 37.69 | 39.75 | 38.95 | 37.00 | 36.75 | 36.45 | 36.50 | 36.25 | 36.75 | 36.38 | 36.38 | 37.08 |
| 1971 | 36.75 | 38.50 | 38.70 | 38.00 | 37.88 | 38.15 | 38.00 | 40.19 | 40.50 | 40.62 | 42.00 | 43.25 | 39.38 |
| 1972 | 42.25 | 43.38 | 43.30 | 42.00 | 44.30 | 45.38 | 48.56 | 48.50 | 49.25 | 49.50 | 48.40 | 48.75 | 46.13 |
| 1973 | 53.10 | 60.25 | 63.75 | 61.25 | 61.80 | 61.00 | 63.50 | 71.30 | 62.75 | 59.60 | 56.00 | 53.33 | 60.64 |
| 1974 | 56.60 | 54.25 | 49.50 | 48.00 | 40.10 | 34.19 | 34.56 | 34.75 | 28.94 | 30.65 | 29.08 | 27.25 | 38.99 |
| 1975 | 25.15 | 27.00 | 28.88 | 31.90 | 33.94 | 36.19 | 32.88 | 31.56 | 35.00 | 33.55 | 36.42 | 38.44 | 32.58 |
| 1976 | 38.25 | 40.75 | 42.30 | 48.75 | 46.44 | 44.62 | 42.31 | 41.00 | 37.30 | 37.75 | 38.17 | 37.75 | 41.28 |
| 1977 | 38.56 | 43.25 | 44.84 | 47.50 | 45.44 | 43.45 | 41.92 | 41.94 | 44.25 | 42.63 | 42.38 | 47.17 | 43.61 |
| 1978 | 50.50 | 56.25 | 60.30 | 60.83 | 67.08 | 65.44 | 74.17 | 77.44 | 78.13 | 73.63 | 76.83 | 81.50 | 68.51 |
| 1979 | 87.33 | 95.33 | 107.63 | 112.50 | 101.10 | 95.50 | 97.00 | 95.25 | 102.75 | 89.00 | 90.75 | 90.33 | 97.04 |
| 1980 | 93.00 | 102.13 | 90.88 | 81.75 | 82.10 | 84.25 | 81.38 | 82.25 | 79.88 | 80.10 | 75.75 | 78.67 | 84.35 |
| 1981 | 79.06 | 79.75 | 78.25 | 78.40 | 67.19 | 70.31 | 65.63 | 68.75 | 70.00 | 67.10 | 68.17 | 66.50 | 71.59 |
| 1982 | 64.94 | 69.88 | 71.50 | 72.05 | 74.19 | 70.75 | 71.63 | 72.67 | 67.65 | 65.81 | 65.04 | 68.94 | 69.59 |
| 1983 | 73.69 | 77.00 | 81.00 | 79.00 | 76.50 | 75.38 | 67.88 | 65.75 | 65.60 | 67.83 | 69.17 | 72.63 | 72.62 |
| 1984 | 70.38 | 72.88 | 74.10 | 71.38 | 70.60 | 69.25 | 70.00 | 71.70 | 69.00 | 70.25 | 73.25 | 70.67 | 71.12 |
| 1985 | 73.30 | 76.75 | 78.38 | 76.88 | 73.65 | 72.59 | 68.42 | 68.20 | 69.66 | 74.54 | 73.31 | 70.64 | 73.03 |
| 1986 | 68.00 | 69.84 | 71.40 | 68.63 | 66.43 | 67.91 | 70.94 | 70.83 | 75.47 | 72.66 | 71.92 | 71.17 | 70.43 |
| 1987 | 74.45 | 79.63 | 81.75 | 84.31 | 83.50 | 88.56 | 90.62 | 90.94 | 94.88 | 88.40 | 90.50 | 86.33 | 86.16 |
| 1988 | 95.50 | 102.38 | 103.44 | 104.90 | 102.38 | 95.25 | 98.67 | 99.20 | 97.81 | 99.03 | 97.18 | 95.63 | 99.28 |
| 1989 | 101.44 | 107.00 | 106.40 | 102.06 | 101.19 | 101.72 | 102.63 | 104.70 | 100.94 | 95.88 | 97.05 | 95.67 | 101.39 |
| 1990 | 102.20 | 107.94 | 109.69 | 108.00 | 106.33 | 105.25 | 104.50 | 108.20 | 104.13 | 103.45 | 106.58 | 108.00 | 106.19 |
| 1991 | 109.45 | 117.00 | 119.13 | 120.13 | 113.08 | 113.88 | 113.44 | 111.68 | 107.68 | 102.40 | 97.00 | 92.92 | 109.82 |
| 1992 | 93.77 | 101.05 | 104.32 | 103.17 | 94.90 | 97.75 | 100.15 | 94.41 | 95.40 | 90.23 | 90.43 | 92.09 | 96.47 |
| 1993 | 103.11 | 104.17 | 108.10 | 109.13 | 108.19 | 108.30 | 104.93 | 102.53 | 101.27 | 101.53 | 98.07 | 98.05 | 103.95 |
| 1994 | 101.50 | 103.71 | 105.36 | 102.14 | 95.75 | 88.84 | 89.65 | 88.38 | 86.80 | 85.37 | 88.00 | 89.63 | 93.76 |
| 1995 | 90.38 | 92.38 | 88.17 | 88.88 | 80.04 | 79.30 | 76.00 | 73.50 | 67.66 | 80.00 | 72.36 | 65.30 | 79.50 |

* 1965-1971 300-550 lbs., 1972-present 400-500 lbs. choice

San Angelo Feeder Steers, 400-500 lbs. Seasonal Price Index



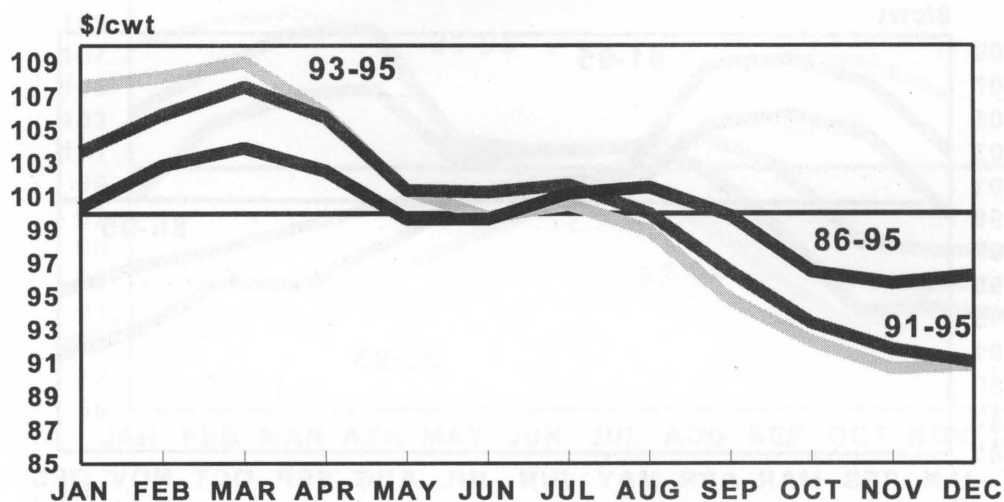
SAN ANGELO FEEDER HEIFERS, 500-600 LBS.*

dollars per hundredweight

| YEAR | JAN | FEB | MAR | APR | MAY | JUN | JUL | AUG | SEP | OCT | NOV | DEC | AVG |
|------|-------|-------|-------|-------|-------|-------|-------|-------|-------|-------|-------|-------|-------|
| 1966 | 22.31 | 24.00 | 25.25 | 24.50 | 23.75 | 23.12 | 23.00 | 23.25 | 24.50 | 22.69 | 21.75 | 21.63 | 23.31 |
| 1967 | 22.19 | 22.43 | 22.00 | 22.68 | 22.63 | 24.06 | 25.00 | 24.69 | 23.94 | 23.00 | 22.25 | 22.88 | 23.15 |
| 1968 | 22.87 | 23.81 | 24.44 | 25.19 | 24.65 | 24.94 | 25.25 | 24.50 | 23.75 | 22.90 | 23.50 | 24.50 | 24.19 |
| 1969 | 24.70 | 26.06 | 27.12 | 28.15 | 29.25 | 29.31 | 28.06 | 28.12 | 27.12 | 25.60 | 26.06 | 28.00 | 27.30 |
| 1970 | 28.81 | 30.19 | 31.44 | 30.90 | 29.56 | 29.56 | 29.50 | 29.44 | 28.80 | 28.75 | 28.13 | 28.12 | 29.43 |
| 1971 | 28.75 | 30.12 | 30.10 | 30.06 | 30.00 | 30.20 | 30.00 | 31.94 | 32.15 | 31.75 | 32.62 | 34.00 | 30.97 |
| 1972 | 35.31 | 36.62 | 36.85 | 36.00 | 36.70 | 37.50 | 39.00 | 38.05 | 38.50 | 39.75 | 39.40 | 40.58 | 37.86 |
| 1973 | 43.60 | 46.88 | 48.88 | 46.50 | 47.80 | 47.50 | 50.38 | 56.88 | 49.25 | 46.60 | 45.00 | 42.25 | 47.63 |
| 1974 | 48.40 | 43.62 | 39.38 | 39.00 | 34.90 | 29.25 | 30.75 | 30.88 | 25.44 | 24.15 | 21.67 | 23.25 | 32.56 |
| 1975 | 23.10 | 23.19 | 24.06 | 27.15 | 28.56 | 29.50 | 28.97 | 27.25 | 28.94 | 27.40 | 28.66 | 30.69 | 27.29 |
| 1976 | 30.06 | 32.38 | 32.45 | 39.00 | 36.88 | 35.88 | 34.75 | 33.06 | 29.45 | 30.44 | 28.67 | 29.75 | 32.73 |
| 1977 | 30.25 | 33.12 | 33.75 | 35.88 | 34.50 | 32.55 | 33.58 | 34.50 | 34.38 | 32.81 | 34.06 | 35.42 | 33.73 |
| 1978 | 38.56 | 43.88 | 47.10 | 49.31 | 55.20 | 53.38 | 56.83 | 58.60 | 59.62 | 59.56 | 59.75 | 66.50 | 54.02 |
| 1979 | 70.50 | 78.50 | 83.62 | 86.38 | 81.30 | 76.38 | 75.33 | 75.30 | 78.50 | 70.40 | 71.58 | 72.83 | 76.72 |
| 1980 | 74.20 | 79.62 | 71.12 | 63.30 | 64.25 | 66.88 | 66.12 | 66.25 | 66.00 | 65.50 | 62.83 | 65.00 | 67.59 |
| 1981 | 64.62 | 64.62 | 62.88 | 63.40 | 57.94 | 58.25 | 55.88 | 57.62 | 58.40 | 54.50 | 54.75 | 53.42 | 58.86 |
| 1982 | 55.00 | 57.75 | 58.50 | 60.25 | 62.12 | 60.12 | 60.50 | 61.00 | 56.45 | 54.38 | 55.67 | 56.31 | 58.17 |
| 1983 | 60.56 | 65.12 | 67.50 | 66.12 | 57.38 | 59.00 | 56.12 | 53.40 | 51.63 | 52.12 | 56.88 | 61.83 | 58.97 |
| 1984 | 59.25 | 62.40 | 63.50 | 59.50 | 56.60 | 55.19 | 58.00 | 59.50 | 56.75 | 57.75 | 59.25 | 59.17 | 58.91 |
| 1985 | 61.40 | 64.75 | 65.50 | 63.53 | 59.80 | 57.06 | 54.34 | 55.66 | 53.31 | 56.93 | 57.63 | 56.25 | 58.85 |
| 1986 | 56.22 | 57.16 | 55.88 | 52.33 | 51.05 | 52.84 | 56.22 | 58.56 | 60.66 | 60.01 | 58.21 | 57.83 | 56.41 |
| 1987 | 60.81 | 64.60 | 65.25 | 66.75 | 66.10 | 68.74 | 70.59 | 74.62 | 76.95 | 71.28 | 71.17 | 74.33 | 69.27 |
| 1988 | 77.56 | 81.63 | 80.85 | 82.06 | 79.28 | 74.45 | 76.96 | 79.13 | 78.53 | 77.94 | 79.34 | 79.67 | 78.95 |
| 1989 | 82.44 | 81.88 | 81.85 | 79.82 | 78.83 | 79.94 | 82.08 | 82.09 | 80.91 | 77.50 | 78.55 | 79.75 | 80.47 |
| 1990 | 82.58 | 84.63 | 87.56 | 87.10 | 88.00 | 87.60 | 87.92 | 88.85 | 87.00 | 83.38 | 83.92 | 86.00 | 86.21 |
| 1991 | 88.10 | 93.00 | 94.00 | 95.31 | 92.14 | 92.35 | 91.89 | 87.93 | 85.75 | 83.30 | 79.63 | 76.42 | 88.32 |
| 1992 | 77.83 | 80.33 | 83.94 | 82.25 | 78.60 | 81.45 | 81.90 | 82.66 | 80.39 | 76.50 | 77.57 | 77.30 | 80.06 |
| 1993 | 87.43 | 87.28 | 89.23 | 88.97 | 88.92 | 89.10 | 89.29 | 87.01 | 84.98 | 83.17 | 79.61 | 78.00 | 86.08 |
| 1994 | 80.65 | 81.92 | 84.86 | 80.89 | 76.88 | 73.00 | 76.18 | 73.67 | 70.23 | 67.84 | 69.45 | 70.90 | 75.54 |
| 1995 | 72.25 | 72.38 | 69.44 | 66.85 | 60.63 | 60.75 | 59.11 | 60.38 | 56.54 | 55.21 | 53.43 | 54.09 | 61.75 |

* 1966-1971 Choice 500-700 lbs. & 1972-present Choice 500-600 lbs.

San Angelo Feeder Heifers, 500-600 lbs. Seasonal Price Index



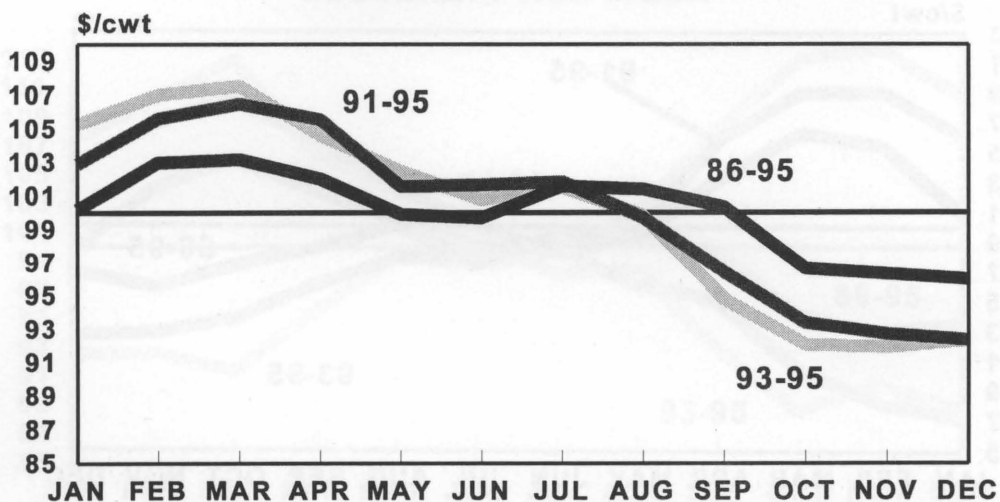
SAN ANGELO FEEDER STEERS, 600-700 LBS.*

dollars per hundredweight

| YEAR | JAN | FEB | MAR | APR | MAY | JUN | JUL | AUG | SEP | OCT | NOV | DEC | AVG |
|------|-------|-------|-------|--------|-------|-------|-------|-------|-------|-------|-------|-------|-------|
| 1966 | 25.38 | 27.50 | 28.68 | 27.25 | 26.75 | 26.37 | 25.50 | 25.96 | 26.90 | 25.06 | 25.06 | 25.25 | 26.31 |
| 1967 | 25.69 | 25.37 | 25.10 | 25.56 | 25.31 | 26.00 | 27.50 | 27.00 | 26.06 | 25.25 | 25.25 | 25.38 | 25.79 |
| 1968 | 25.62 | 26.38 | 27.25 | 27.38 | 27.10 | 27.00 | 27.19 | 25.63 | 25.06 | 25.70 | 25.60 | 26.88 | 26.40 |
| 1969 | 27.50 | 28.38 | 26.69 | 31.85 | 32.83 | 33.19 | 31.44 | 31.06 | 30.25 | 28.55 | 29.69 | 31.67 | 30.26 |
| 1970 | 32.56 | 34.38 | 35.00 | 33.75 | 31.12 | 31.06 | 31.90 | 32.19 | 31.10 | 31.19 | 30.88 | 30.62 | 32.15 |
| 1971 | 31.25 | 32.75 | 32.80 | 32.75 | 32.25 | 32.30 | 33.00 | 35.25 | 35.55 | 34.81 | 36.06 | 37.50 | 33.86 |
| 1972 | 38.12 | 39.12 | 38.65 | 37.00 | 39.40 | 39.75 | 42.62 | 41.50 | 42.88 | 43.00 | 41.10 | 43.42 | 40.55 |
| 1973 | 48.00 | 52.75 | 52.75 | 49.75 | 52.90 | 52.00 | 54.62 | 61.17 | 55.17 | 50.50 | 46.83 | 48.00 | 52.04 |
| 1974 | 53.40 | 47.75 | 41.38 | 42.62 | 36.70 | 31.00 | 35.25 | 34.83 | 26.67 | 30.10 | 28.25 | 28.83 | 36.40 |
| 1975 | 27.40 | 26.56 | 28.94 | 32.70 | 34.94 | 37.69 | 34.50 | 33.31 | 37.25 | 35.20 | 36.75 | 39.31 | 33.71 |
| 1976 | 38.50 | 40.44 | 41.00 | 45.50 | 44.00 | 43.31 | 39.56 | 38.50 | 33.58 | 35.44 | 35.25 | 35.62 | 39.23 |
| 1977 | 36.88 | 40.56 | 39.40 | 42.75 | 40.75 | 39.70 | 39.50 | 40.75 | 42.15 | 40.00 | 40.75 | 42.00 | 40.43 |
| 1978 | 45.25 | 48.13 | 54.60 | 57.67 | 64.50 | 61.75 | 62.92 | 64.81 | 65.38 | 64.38 | 69.75 | 75.75 | 61.24 |
| 1979 | 78.00 | 86.17 | 97.06 | 93.25 | 83.05 | 76.75 | 78.08 | 79.55 | 82.25 | 76.25 | 77.88 | 80.58 | 82.41 |
| 1980 | 84.60 | 92.25 | 82.75 | 75.88 | 75.30 | 77.00 | 74.88 | 77.13 | 75.63 | 75.90 | 74.75 | 74.67 | 78.40 |
| 1981 | 74.38 | 74.38 | 73.00 | 73.60 | 62.69 | 65.06 | 60.94 | 66.19 | 67.06 | 62.85 | 64.17 | 63.17 | 67.29 |
| 1982 | 60.56 | 65.44 | 66.44 | 66.10 | 68.94 | 65.00 | 65.66 | 66.88 | 63.30 | 62.81 | 63.92 | 65.88 | 65.08 |
| 1983 | 66.81 | 66.75 | 69.65 | 67.88 | 63.50 | 63.00 | 60.00 | 59.88 | 58.10 | 57.67 | 61.58 | 64.94 | 63.31 |
| 1984 | 65.75 | 66.75 | 67.05 | 64.75 | 61.30 | 59.13 | 63.00 | 64.80 | 63.13 | 62.81 | 65.78 | 67.00 | 64.27 |
| 1985 | 67.60 | 69.63 | 68.13 | 64.56 | 64.73 | 61.25 | 57.75 | 59.33 | 57.53 | 60.61 | 61.80 | 61.29 | 62.85 |
| 1986 | 61.86 | 61.85 | 61.00 | 57.53 | 57.94 | 57.34 | 61.00 | 62.25 | 64.34 | 63.51 | 61.82 | 62.64 | 61.09 |
| 1987 | 65.15 | 69.62 | 70.25 | 72.88 | 71.03 | 71.94 | 74.83 | 77.36 | 86.84 | 75.88 | 75.52 | 73.33 | 73.72 |
| 1988 | 82.10 | 87.56 | 87.47 | 83.80 | 83.16 | 78.19 | 82.65 | 85.50 | 82.44 | 81.85 | 83.18 | 84.00 | 83.49 |
| 1989 | 87.50 | 87.16 | 84.53 | 82.88 | 82.45 | 85.03 | 87.17 | 87.53 | 85.91 | 82.91 | 83.05 | 82.84 | 84.91 |
| 1990 | 85.78 | 87.50 | 88.50 | 89.06 | 91.03 | 91.06 | 92.25 | 92.53 | 90.56 | 88.63 | 89.42 | 88.92 | 89.60 |
| 1991 | 91.63 | 96.44 | 97.75 | 100.40 | 95.95 | 97.01 | 94.06 | 90.95 | 88.60 | 86.09 | 83.00 | 80.50 | 91.87 |
| 1992 | 82.88 | 85.06 | 86.07 | 86.50 | 79.65 | 82.97 | 84.88 | 83.19 | 84.00 | 80.43 | 81.15 | 81.21 | 83.16 |
| 1993 | 87.50 | 89.78 | 90.00 | 91.41 | 91.86 | 93.08 | 91.89 | 89.52 | 85.96 | 84.67 | 81.00 | 81.60 | 88.19 |
| 1994 | 83.57 | 85.50 | 88.15 | 84.07 | 81.07 | 74.69 | 80.36 | 78.57 | 74.29 | 70.88 | 73.78 | 74.75 | 79.14 |
| 1995 | 74.57 | 74.47 | 72.84 | 68.63 | 66.17 | 67.38 | 64.66 | 64.88 | 60.93 | 59.29 | 59.68 | 59.11 | 66.05 |

* 1965-1971 550-750 lbs., 1972-present 600-700 lbs. choice

San Angelo Feeder Steers, 600-700 lbs. Seasonal Price Index



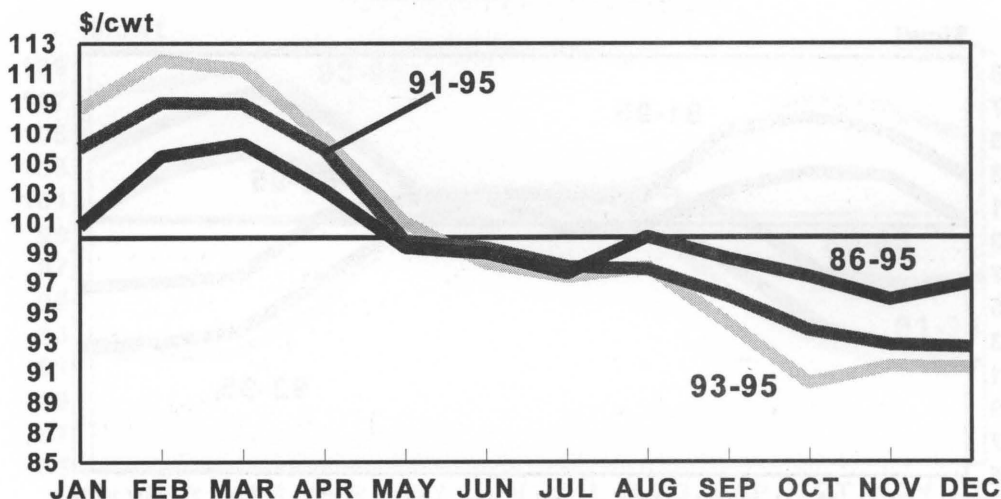
SAN ANTONIO FEEDER STEERS, 300-400 LBS.*

dollars per hundredweight

| YEAR | JAN | FEB | MAR | APR | MAY | JUN | JUL | AUG | SEP | OCT | NOV | DEC | AVG |
|------|--------|--------|--------|--------|--------|--------|--------|--------|--------|--------|--------|--------|--------|
| 1965 | 20.77 | 21.25 | 21.56 | 22.60 | 23.32 | 24.79 | 24.74 | 24.85 | 24.81 | 24.70 | 24.74 | 25.21 | 23.61 |
| 1966 | 26.22 | 27.26 | 30.05 | 28.82 | 29.08 | 28.83 | 28.40 | 28.71 | 29.52 | 27.57 | 26.47 | 26.87 | 28.15 |
| 1967 | 27.42 | 28.27 | 28.52 | 29.26 | 29.35 | 29.86 | 30.24 | 30.30 | 30.89 | 29.72 | 28.92 | 29.06 | 29.32 |
| 1968 | 28.74 | 29.48 | 30.03 | 30.04 | 29.84 | 30.05 | 30.52 | 30.11 | 29.75 | 29.46 | 29.56 | 30.52 | 29.84 |
| 1969 | 31.22 | 32.58 | 33.58 | 34.02 | 35.70 | 35.95 | 34.47 | 34.05 | 34.79 | 34.37 | 34.37 | 35.57 | 34.22 |
| 1970 | 37.45 | 38.42 | 39.30 | 39.17 | 36.10 | 37.70 | 38.24 | 37.87 | 37.01 | 37.57 | 36.00 | 36.00 | 37.57 |
| 1971 | 37.09 | 38.92 | 39.06 | 39.22 | 39.52 | 40.02 | 39.43 | 40.71 | 41.30 | 41.07 | 42.79 | 44.38 | 40.29 |
| 1972 | 46.94 | 47.90 | 49.28 | 48.30 | 50.66 | 53.90 | 56.59 | 57.26 | 57.04 | 57.15 | 56.04 | 53.62 | 52.89 |
| 1973 | 58.85 | 66.67 | 76.00 | 71.80 | 71.89 | 66.71 | 69.44 | 81.55 | 71.47 | 66.47 | 60.57 | 56.12 | 68.13 |
| 1974 | 60.42 | 58.90 | 53.77 | 53.05 | 42.28 | 36.20 | 40.00 | 33.98 | 29.75 | 29.20 | 27.09 | 26.88 | 40.96 |
| 1975 | 24.05 | 25.88 | 26.90 | 30.62 | 30.51 | 32.58 | 31.31 | 29.00 | 31.38 | 23.56 | 33.14 | 33.74 | 29.39 |
| 1976 | 34.70 | 39.53 | 41.55 | 49.13 | 47.94 | 43.42 | 40.34 | 41.56 | 37.71 | 38.92 | 37.82 | 37.41 | 40.84 |
| 1977 | 39.00 | 43.38 | 43.45 | 46.69 | 43.81 | 42.15 | 41.63 | 43.56 | 43.90 | 42.63 | 43.92 | 45.25 | 43.28 |
| 1978 | 51.00 | 54.25 | 65.85 | 68.67 | 74.50 | 75.20 | 72.69 | 76.56 | 82.19 | 75.88 | 81.42 | 84.81 | 71.92 |
| 1979 | 99.83 | 109.33 | 128.75 | 136.00 | 114.45 | 112.92 | 119.17 | 111.00 | 105.08 | 95.31 | 101.44 | 101.00 | 111.19 |
| 1980 | 96.60 | 110.38 | 91.50 | 87.13 | 85.63 | 87.25 | 87.33 | 88.38 | 83.00 | 85.50 | 78.50 | 79.25 | 88.37 |
| 1981 | 77.33 | 82.50 | 81.75 | 81.88 | 75.79 | 76.88 | 69.50 | 81.00 | 83.25 | 68.00 | 68.75 | 67.00 | 76.14 |
| 1982 | 66.44 | 71.81 | 74.81 | 74.05 | 75.44 | 70.50 | 73.40 | 74.83 | 69.03 | 66.63 | 69.00 | 70.33 | 71.36 |
| 1983 | 75.19 | 81.03 | 84.58 | 80.50 | 77.13 | 74.53 | 72.47 | 73.03 | 70.57 | 70.65 | 73.68 | 75.39 | 75.73 |
| 1984 | 74.63 | 77.19 | 80.05 | 76.25 | 73.87 | 75.50 | 71.78 | 72.38 | 68.13 | 70.09 | 72.88 | 72.53 | 73.77 |
| 1985 | 79.48 | 82.06 | 81.81 | 79.88 | 75.50 | 74.63 | 68.34 | 70.50 | 71.13 | 69.90 | 76.31 | 71.06 | 75.05 |
| 1986 | 67.85 | 70.71 | 74.85 | 72.06 | 63.85 | 72.13 | 67.06 | 74.85 | 73.40 | 78.13 | 74.25 | 71.54 | 71.72 |
| 1987 | 74.19 | 81.00 | 87.63 | 85.44 | 86.65 | 86.46 | 89.75 | 95.10 | 100.19 | 96.50 | 90.88 | 95.17 | 89.08 |
| 1988 | 99.22 | 106.88 | 108.69 | 109.60 | 109.72 | 100.50 | 99.92 | 102.56 | 101.35 | 102.35 | 103.92 | 103.00 | 103.98 |
| 1989 | 114.63 | 120.38 | 113.65 | 107.50 | 108.50 | 110.44 | 109.69 | 112.45 | 105.13 | 104.38 | 102.80 | 106.00 | 109.63 |
| 1990 | 107.75 | 115.06 | 118.00 | 113.50 | 111.80 | 109.63 | 105.81 | 112.80 | 111.75 | 110.40 | 109.63 | 117.50 | 111.97 |
| 1991 | 119.21 | 123.00 | 123.19 | 124.19 | 122.38 | 119.25 | 117.53 | 110.60 | 113.02 | 115.39 | 109.88 | 111.63 | 117.44 |
| 1992 | 110.66 | 113.34 | 114.32 | 110.69 | 97.83 | 106.25 | 104.13 | 108.19 | 107.63 | 104.89 | 102.15 | 99.98 | 106.67 |
| 1993 | 110.32 | 115.10 | 114.63 | 114.19 | 113.28 | 114.63 | 113.71 | 111.60 | 107.96 | 106.40 | 101.39 | 100.72 | 110.32 |
| 1994 | 105.67 | 111.82 | 113.29 | 106.07 | 99.09 | 92.64 | 93.68 | 97.00 | 94.86 | 88.16 | 95.50 | 95.96 | 99.48 |
| 1995 | 98.78 | 97.22 | 94.70 | 88.83 | 80.28 | 77.46 | 74.65 | 75.36 | 70.07 | 66.89 | 67.85 | 67.70 | 79.98 |

* 1965-1971 300-550 lbs. & 1972-present 300-400 lbs. choice

San Antonio Feeder Steers, 300-400 lbs. Seasonal Price Index



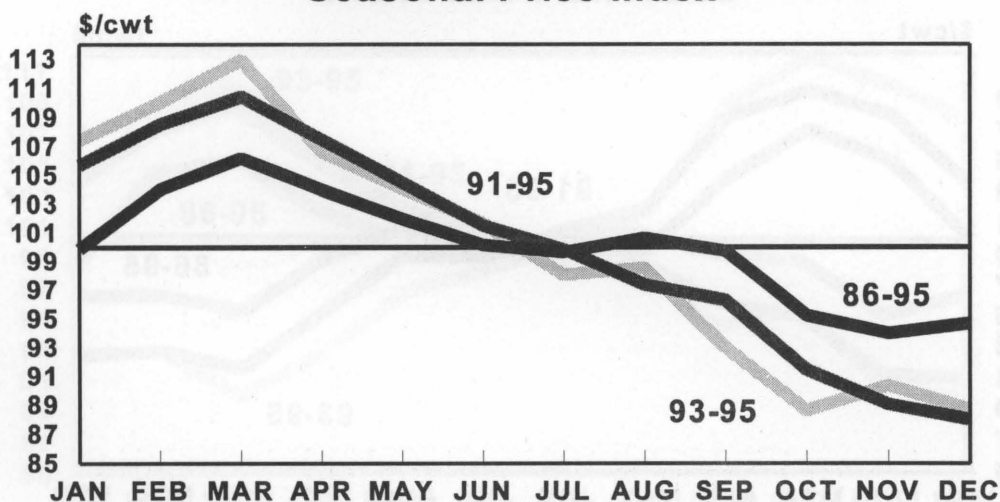
SAN ANTONIO FEEDER HEIFERS, 300-400 LBS.*

dollars per hundredweight

| YEAR | JAN | FEB | MAR | APR | MAY | JUN | JUL | AUG | SEP | OCT | NOV | DEC | AVG |
|------|--------|--------|--------|--------|--------|--------|--------|--------|--------|-------|-------|-------|--------|
| 1965 | 17.76 | 18.37 | 19.18 | 20.04 | 20.75 | 22.30 | 22.06 | 21.88 | 21.79 | 21.31 | 21.45 | 22.55 | 20.79 |
| 1966 | 23.24 | 24.48 | 25.97 | 25.08 | 25.40 | 24.75 | 24.69 | 24.93 | 25.80 | 24.16 | 23.13 | 22.90 | 24.54 |
| 1967 | 23.09 | 23.76 | 24.29 | 24.64 | 25.08 | 25.60 | 25.90 | 25.80 | 26.16 | 23.39 | 24.38 | 24.51 | 24.72 |
| 1968 | 24.54 | 25.36 | 26.36 | 26.19 | 25.86 | 26.60 | 27.52 | 26.99 | 26.17 | 25.87 | 25.68 | 26.52 | 26.14 |
| 1969 | 27.13 | 27.60 | 28.61 | 30.22 | 33.00 | 33.23 | 31.07 | 29.77 | 30.75 | 29.98 | 29.59 | 30.21 | 30.10 |
| 1970 | 31.70 | 32.44 | 34.39 | 34.39 | 32.57 | 32.25 | 32.50 | 32.11 | 31.70 | 32.25 | 30.18 | 32.12 | 32.38 |
| 1971 | 31.65 | 33.20 | 34.27 | 33.82 | 34.37 | 34.20 | 33.97 | 36.09 | 35.75 | 34.95 | 35.69 | 36.87 | 34.57 |
| 1972 | 40.06 | 40.89 | 41.45 | 40.45 | 42.04 | 44.20 | 47.17 | 47.68 | 46.21 | 47.05 | 46.90 | 44.93 | 44.09 |
| 1973 | 47.99 | 55.42 | 61.65 | 59.03 | 56.67 | 56.01 | 59.63 | 65.95 | 56.28 | 53.24 | 50.15 | 45.47 | 55.62 |
| 1974 | 50.31 | 48.60 | 46.72 | 46.92 | 38.65 | 33.58 | 30.25 | 31.03 | 27.20 | 26.32 | 22.42 | 22.72 | 35.39 |
| 1975 | 21.57 | 22.30 | 21.73 | 23.61 | 25.56 | 26.73 | 26.58 | 25.31 | 24.75 | 23.31 | 25.27 | 25.53 | 24.35 |
| 1976 | 27.40 | 30.53 | 31.33 | 37.53 | 38.62 | 35.12 | 34.66 | 32.72 | 29.76 | 29.16 | 27.94 | 28.32 | 31.92 |
| 1977 | 29.92 | 33.88 | 34.09 | 36.22 | 35.89 | 35.89 | 33.62 | 32.11 | 33.64 | 32.75 | 34.31 | 36.41 | 34.06 |
| 1978 | 38.18 | 44.12 | 52.04 | 55.14 | 58.60 | 63.88 | 60.50 | 62.99 | 67.07 | 64.21 | 65.52 | 76.57 | 59.07 |
| 1979 | 79.52 | 88.82 | 100.10 | 107.00 | 99.53 | 93.33 | 91.02 | 89.38 | 90.79 | 79.97 | 78.44 | 80.25 | 89.85 |
| 1980 | 82.30 | 90.06 | 82.92 | 71.66 | 71.77 | 73.43 | 70.81 | 72.87 | 70.69 | 68.41 | 66.03 | 67.45 | 74.03 |
| 1981 | 68.27 | 68.70 | 69.01 | 69.72 | 64.43 | 63.88 | 62.76 | 61.94 | 60.52 | 58.58 | 56.73 | 57.77 | 63.53 |
| 1982 | 56.74 | 58.51 | 61.45 | 61.50 | 61.11 | 60.65 | 59.50 | 59.49 | 57.31 | 52.63 | 55.36 | 58.64 | 58.57 |
| 1983 | 60.53 | 63.64 | 69.80 | 66.58 | 60.22 | 64.59 | 61.38 | 59.94 | 57.08 | 57.00 | 59.57 | 62.16 | 61.87 |
| 1984 | 58.66 | 62.14 | 64.30 | 61.31 | 55.53 | 55.00 | 56.78 | 56.85 | 54.40 | 59.32 | 61.70 | 59.83 | 58.82 |
| 1985 | 63.12 | 63.79 | 65.52 | 63.92 | 61.38 | 60.00 | 59.25 | 57.25 | 56.75 | 60.38 | 63.58 | 60.08 | 61.25 |
| 1986 | 59.15 | 58.22 | 55.11 | 52.00 | 52.50 | 57.50 | 57.25 | 59.67 | 63.03 | 60.90 | 61.31 | 61.53 | 58.18 |
| 1987 | 61.09 | 68.03 | 71.47 | 72.62 | 73.25 | 72.38 | 75.80 | 79.36 | 82.81 | 78.83 | 76.44 | 81.83 | 74.49 |
| 1988 | 84.25 | 88.00 | 93.38 | 94.83 | 90.97 | 86.41 | 83.85 | 90.31 | 87.91 | 86.35 | 86.42 | 87.50 | 88.35 |
| 1989 | 89.88 | 96.19 | 94.81 | 90.56 | 88.63 | 91.63 | 94.31 | 95.30 | 94.25 | 86.63 | 86.65 | 89.50 | 91.53 |
| 1990 | 89.67 | 96.44 | 101.94 | 101.25 | 101.92 | 96.95 | 96.58 | 102.56 | 96.13 | 94.50 | 96.63 | 97.58 | 97.68 |
| 1991 | 102.33 | 109.00 | 109.64 | 112.29 | 107.94 | 104.70 | 106.60 | 96.08 | 103.40 | 99.44 | 86.61 | 86.56 | 102.05 |
| 1992 | 98.38 | 97.78 | 98.39 | 98.25 | 95.75 | 91.82 | 91.50 | 89.81 | 91.42 | 84.96 | 82.93 | 82.38 | 91.94 |
| 1993 | 92.69 | 95.01 | 100.53 | 100.91 | 96.07 | 97.21 | 97.22 | 96.87 | 89.88 | 87.13 | 88.61 | 86.67 | 94.06 |
| 1994 | 89.84 | 94.75 | 98.41 | 95.25 | 89.10 | 85.54 | 80.18 | 82.03 | 80.39 | 76.07 | 79.72 | 80.42 | 85.97 |
| 1995 | 82.85 | 82.04 | 80.08 | 67.21 | 71.93 | 68.36 | 64.79 | 64.50 | 59.46 | 55.72 | 54.85 | 52.04 | 66.98 |

* 1965-1971 300-500 lbs. & 1972-present choice 300-400 lbs.

San Antonio Feeder Heifers, 300-400 lbs. Seasonal Price Index



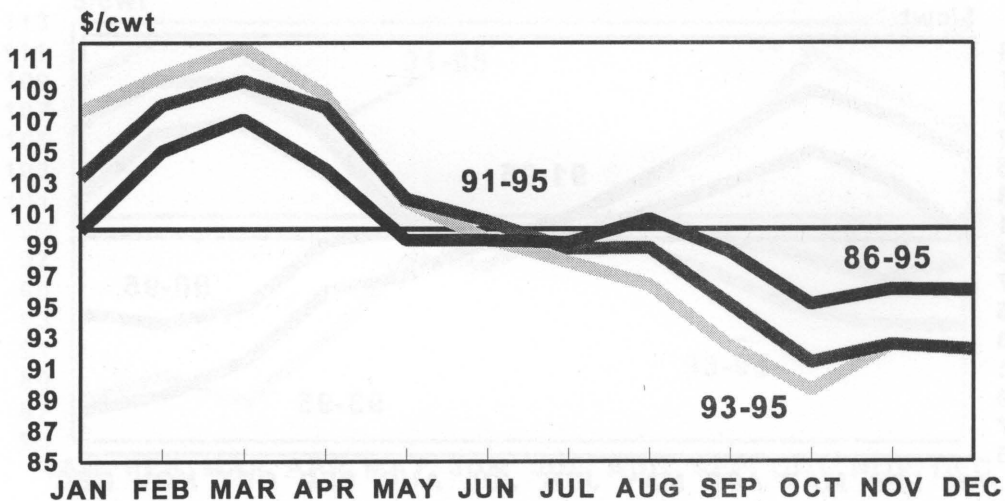
SAN ANTONIO FEEDER STEERS, 500-600 LBS.*

dollars per hundredweight

| YEAR | JAN | FEB | MAR | APR | MAY | JUN | JUL | AUG | SEP | OCT | NOV | DEC | AVG |
|------|-------|-------|--------|--------|-------|-------|-------|-------|-------|-------|-------|-------|-------|
| 1965 | 19.70 | 20.25 | 20.21 | 21.16 | 22.08 | 23.07 | 22.71 | 22.79 | 22.98 | 23.01 | 22.89 | 23.52 | 22.03 |
| 1966 | 24.42 | 25.70 | 27.01 | 26.01 | 25.89 | 25.90 | 25.36 | 25.70 | 26.20 | 25.30 | 24.57 | 24.75 | 25.57 |
| 1967 | 25.07 | 25.43 | 25.26 | 25.85 | 25.85 | 26.28 | 26.60 | 27.06 | 27.66 | 26.82 | 25.43 | 25.46 | 26.06 |
| 1968 | 25.18 | 25.98 | 26.55 | 26.54 | 26.38 | 26.90 | 27.62 | 27.32 | 26.69 | 26.00 | 26.26 | 27.10 | 26.54 |
| 1969 | 27.40 | 28.31 | 29.18 | 30.85 | 32.22 | 32.80 | 31.60 | 30.50 | 31.81 | 31.05 | 31.20 | 31.87 | 30.73 |
| 1970 | 33.20 | 34.08 | 34.55 | 34.42 | 33.16 | 33.45 | 34.05 | 33.93 | 33.36 | 33.57 | 32.20 | 32.25 | 33.52 |
| 1971 | 32.64 | 34.37 | 34.25 | 33.80 | 33.81 | 33.43 | 33.75 | 35.55 | 36.30 | 36.07 | 37.45 | 38.80 | 35.02 |
| 1972 | 37.94 | 38.06 | 38.05 | 36.11 | 38.14 | 40.90 | 41.50 | 41.46 | 43.09 | 45.52 | 45.26 | 44.59 | 40.89 |
| 1973 | 50.60 | 55.62 | 60.10 | 57.75 | 55.40 | 53.97 | 55.60 | 63.00 | 59.86 | 56.06 | 52.25 | 50.32 | 55.88 |
| 1974 | 55.33 | 50.76 | 46.18 | 44.44 | 31.75 | 29.27 | 35.00 | 31.85 | 25.27 | 26.50 | 25.39 | 26.05 | 35.65 |
| 1975 | 22.58 | 21.99 | 23.79 | 26.43 | 27.51 | 29.95 | 28.71 | 25.94 | 29.75 | 26.96 | 29.80 | 30.52 | 26.99 |
| 1976 | 30.84 | 34.36 | 35.46 | 44.52 | 41.08 | 38.63 | 36.28 | 35.41 | 31.52 | 32.56 | 32.19 | 32.59 | 35.45 |
| 1977 | 36.31 | 40.25 | 39.50 | 42.81 | 40.50 | 39.15 | 37.50 | 38.94 | 40.45 | 38.42 | 40.33 | 42.19 | 39.70 |
| 1978 | 44.50 | 48.00 | 56.13 | 62.25 | 68.33 | 67.40 | 64.58 | 66.63 | 70.50 | 67.50 | 69.67 | 74.58 | 63.34 |
| 1979 | 80.75 | 86.50 | 98.33 | 106.25 | 64.25 | 89.13 | 85.63 | 84.70 | 86.88 | 81.19 | 81.94 | 82.25 | 85.65 |
| 1980 | 83.19 | 86.94 | 79.00 | 71.38 | 72.38 | 70.25 | 72.50 | 73.50 | 73.88 | 73.63 | 69.00 | 70.25 | 74.66 |
| 1981 | 70.58 | 74.88 | 71.25 | 72.25 | 64.25 | 63.88 | 59.67 | 60.75 | 62.50 | 61.63 | 61.00 | 59.00 | 65.14 |
| 1982 | 59.25 | 62.63 | 65.13 | 66.69 | 65.56 | 62.38 | 63.13 | 63.92 | 62.58 | 62.00 | 62.25 | 62.58 | 63.18 |
| 1983 | 65.32 | 67.09 | 71.05 | 67.41 | 64.84 | 64.12 | 61.65 | 60.43 | 57.56 | 59.36 | 63.17 | 64.84 | 63.90 |
| 1984 | 64.20 | 67.00 | 68.07 | 64.78 | 62.47 | 61.25 | 63.12 | 61.66 | 61.58 | 62.96 | 65.03 | 65.75 | 63.99 |
| 1985 | 70.63 | 71.88 | 69.91 | 66.31 | 65.57 | 63.60 | 59.87 | 59.22 | 58.38 | 60.85 | 63.41 | 60.31 | 64.16 |
| 1986 | 58.60 | 60.50 | 63.15 | 60.28 | 54.41 | 55.25 | 63.75 | 60.93 | 64.41 | 62.25 | 61.50 | 59.08 | 60.34 |
| 1987 | 65.15 | 70.94 | 73.25 | 71.75 | 72.70 | 74.72 | 73.63 | 77.50 | 82.78 | 78.08 | 77.47 | 79.13 | 74.76 |
| 1988 | 82.50 | 87.28 | 93.91 | 87.85 | 83.13 | 81.33 | 81.13 | 86.69 | 82.38 | 81.63 | 84.13 | 82.88 | 84.57 |
| 1989 | 88.81 | 94.25 | 90.45 | 83.16 | 82.90 | 86.06 | 88.42 | 86.80 | 83.56 | 82.88 | 83.75 | 84.38 | 86.29 |
| 1990 | 86.00 | 90.00 | 92.67 | 91.42 | 88.55 | 90.28 | 86.85 | 94.10 | 90.88 | 87.45 | 88.25 | 90.50 | 89.75 |
| 1991 | 92.19 | 98.71 | 100.50 | 99.42 | 96.22 | 96.64 | 94.03 | 95.19 | 91.19 | 86.10 | 84.68 | 82.09 | 93.08 |
| 1992 | 81.49 | 89.15 | 89.67 | 90.67 | 85.68 | 85.10 | 83.90 | 86.47 | 84.65 | 80.84 | 80.17 | 82.14 | 84.99 |
| 1993 | 90.78 | 93.99 | 96.21 | 96.18 | 93.34 | 92.35 | 91.04 | 89.06 | 85.58 | 85.33 | 85.59 | 85.86 | 90.44 |
| 1994 | 88.09 | 91.04 | 94.19 | 90.10 | 82.61 | 80.37 | 80.65 | 80.20 | 77.11 | 73.44 | 78.69 | 78.09 | 82.88 |
| 1995 | 80.66 | 79.94 | 78.83 | 75.86 | 69.43 | 66.84 | 64.26 | 63.12 | 60.15 | 57.28 | 58.75 | 58.25 | 67.78 |

* 1965-1971 550-750 lbs. & 1972-present 500-600 lbs. choice

San Antonio Feeder Steers, 500-600 lbs. Seasonal Price Index



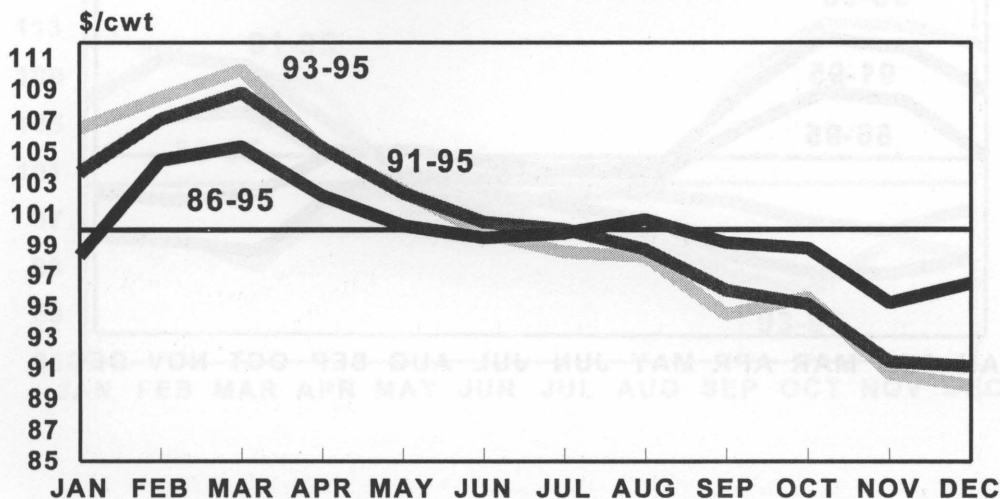
SAN ANTONIO FEEDER HEIFERS, 500-600 LBS.*

dollars per hundredweight

| YEAR | JAN | FEB | MAR | APR | MAY | JUN | JUL | AUG | SEP | OCT | NOV | DEC | AVG |
|------|-------|-------|-------|-------|-------|-------|-------|-------|-------|-------|-------|-------|-------|
| 1965 | 17.71 | 18.04 | 18.60 | 19.80 | 19.94 | 21.69 | 21.42 | 20.92 | 20.98 | 20.90 | 20.70 | 21.26 | 20.16 |
| 1966 | 22.41 | 23.74 | 25.34 | 24.45 | 25.40 | 23.92 | 23.60 | 23.76 | 24.73 | 23.15 | 22.17 | 22.12 | 23.73 |
| 1967 | 22.57 | 23.14 | 23.09 | 23.79 | 23.81 | 24.30 | 24.39 | 24.46 | 25.19 | 24.29 | 22.39 | 22.42 | 23.65 |
| 1968 | 22.47 | 23.49 | 24.42 | 24.25 | 24.22 | 25.16 | 26.02 | 25.24 | 24.04 | 23.76 | 23.43 | 24.40 | 24.24 |
| 1969 | 24.83 | 25.87 | 26.38 | 27.65 | 29.23 | 29.50 | 28.32 | 27.07 | 28.06 | 26.21 | 26.52 | 27.03 | 27.22 |
| 1970 | 28.42 | 29.29 | 30.64 | 30.39 | 28.77 | 28.68 | 28.75 | 28.20 | 27.75 | 28.64 | 27.18 | 28.11 | 28.74 |
| 1971 | 28.65 | 30.16 | 30.73 | 29.37 | 29.50 | 29.53 | 29.57 | 31.75 | 31.43 | 30.54 | 31.00 | 32.24 | 30.37 |
| 1972 | 34.85 | 35.62 | 36.40 | 35.15 | 36.40 | 37.61 | 38.10 | 39.62 | 39.33 | 40.72 | 40.34 | 40.50 | 37.89 |
| 1973 | 43.25 | 46.85 | 49.90 | 48.96 | 48.01 | 47.50 | 49.23 | 50.95 | 50.50 | 47.07 | 43.63 | 44.75 | 47.55 |
| 1974 | 44.90 | 41.57 | 41.87 | 37.61 | 33.35 | 28.62 | 29.06 | 29.50 | 26.73 | 23.96 | 22.11 | 20.25 | 31.63 |
| 1975 | 21.99 | 22.32 | 22.63 | 25.98 | 23.69 | 27.54 | 27.26 | 26.31 | 27.31 | 25.04 | 26.01 | 26.97 | 25.25 |
| 1976 | 28.32 | 30.69 | 31.18 | 39.25 | 36.46 | 35.38 | 33.58 | 32.84 | 30.72 | 28.39 | 28.05 | 28.73 | 31.97 |
| 1977 | 29.98 | 33.18 | 34.81 | 36.21 | 35.62 | 35.62 | 34.77 | 33.91 | 33.25 | 32.79 | 33.50 | 35.86 | 34.13 |
| 1978 | 37.85 | 42.39 | 52.03 | 53.14 | 54.25 | 57.75 | 57.13 | 56.51 | 60.42 | 57.60 | 58.01 | 65.98 | 54.42 |
| 1979 | 70.09 | 78.18 | 85.59 | 93.00 | 83.08 | 79.46 | 79.25 | 77.13 | 76.57 | 69.75 | 69.68 | 73.92 | 77.98 |
| 1980 | 75.21 | 78.58 | 73.11 | 63.24 | 62.78 | 63.62 | 63.42 | 66.16 | 65.20 | 63.72 | 62.43 | 62.54 | 66.67 |
| 1981 | 63.66 | 63.66 | 63.02 | 64.10 | 58.74 | 57.66 | 56.71 | 57.17 | 56.86 | 53.99 | 54.56 | 53.42 | 58.63 |
| 1982 | 53.79 | 54.68 | 57.55 | 58.77 | 59.20 | 58.00 | 56.87 | 57.35 | 54.75 | 51.21 | 53.16 | 55.83 | 55.93 |
| 1983 | 57.82 | 61.14 | 64.85 | 62.92 | 57.58 | 59.63 | 56.97 | 54.55 | 51.39 | 51.73 | 53.92 | 57.17 | 57.47 |
| 1984 | 56.33 | 58.27 | 60.88 | 57.56 | 53.88 | 55.62 | 55.62 | 53.96 | 52.50 | 55.19 | 58.72 | 57.50 | 56.34 |
| 1985 | 61.17 | 63.62 | 62.62 | 60.17 | 57.50 | 58.50 | 54.10 | 51.81 | 51.28 | 51.50 | 54.00 | 52.50 | 56.56 |
| 1986 | 54.25 | 54.54 | 51.62 | 50.18 | 47.12 | 50.17 | 52.18 | 53.96 | 55.69 | 54.38 | 53.16 | 54.25 | 52.63 |
| 1987 | 55.94 | 62.69 | 64.06 | 65.68 | 63.97 | 66.22 | 67.75 | 70.95 | 74.11 | 68.51 | 67.99 | 73.02 | 66.74 |
| 1988 | 62.83 | 80.42 | 80.54 | 76.63 | 77.04 | 74.28 | 72.28 | 75.56 | 75.53 | 76.98 | 75.00 | 76.75 | 75.32 |
| 1989 | 81.52 | 82.21 | 82.22 | 75.72 | 76.50 | 78.00 | 80.06 | 81.05 | 78.19 | 73.50 | 76.69 | 76.50 | 78.51 |
| 1990 | 76.88 | 84.38 | 85.63 | 86.44 | 86.40 | 83.88 | 84.25 | 86.65 | 83.75 | 94.50 | 82.94 | 85.67 | 85.11 |
| 1991 | 87.13 | 90.50 | 91.71 | 92.92 | 89.86 | 88.50 | 89.40 | 82.97 | 83.05 | 80.50 | 78.57 | 77.34 | 86.04 |
| 1992 | 77.73 | 83.12 | 84.53 | 80.82 | 78.78 | 78.85 | 78.89 | 80.89 | 78.82 | 75.51 | 74.00 | 75.82 | 78.98 |
| 1993 | 82.57 | 84.69 | 87.09 | 88.76 | 87.47 | 85.97 | 85.68 | 84.82 | 80.41 | 92.82 | 78.89 | 78.75 | 84.83 |
| 1994 | 79.61 | 83.64 | 86.60 | 82.88 | 77.44 | 74.23 | 73.00 | 73.23 | 72.43 | 67.10 | 70.94 | 70.04 | 75.93 |
| 1995 | 72.44 | 70.60 | 69.23 | 60.07 | 60.90 | 59.64 | 58.38 | 58.36 | 55.29 | 50.61 | 49.85 | 49.21 | 59.55 |

* 1965-1971 550-750 lbs. & 1972-present 500-600 lbs. choice

San Antonio Feeder Heifers, 500-600 lbs. Seasonal Price Index

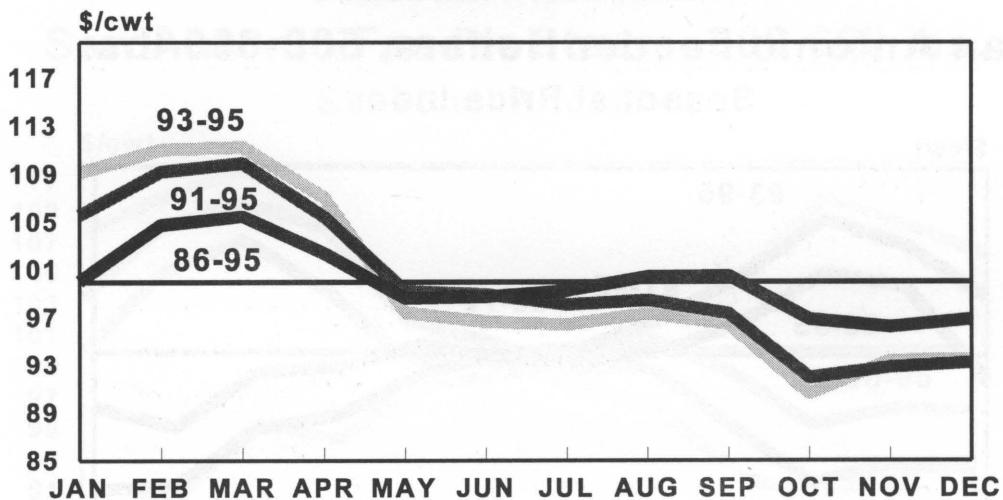


SEALY FEEDER STEERS, 300-400 LBS.

dollars per hundredweight

| YEAR | JAN | FEB | MAR | APR | MAY | JUN | JUL | AUG | SEP | OCT | NOV | DEC | AVG |
|------|--------|--------|--------|--------|--------|--------|--------|--------|--------|--------|--------|--------|--------|
| 1977 | 38.03 | 43.05 | 44.03 | 46.58 | 44.63 | 42.67 | 42.93 | 42.90 | 44.46 | 40.47 | 42.44 | 45.95 | 43.18 |
| 1978 | 50.66 | 57.14 | 65.83 | 70.84 | 74.44 | 69.96 | 77.69 | 78.78 | 83.07 | 80.06 | 80.94 | 86.29 | 72.98 |
| 1979 | 95.88 | 111.00 | 121.94 | 130.67 | 125.31 | 114.67 | 114.13 | 109.22 | 111.79 | 102.22 | 103.25 | 95.58 | 111.31 |
| 1980 | 99.00 | 109.13 | 95.17 | 85.50 | 86.10 | 87.83 | 87.45 | 89.38 | 85.75 | 84.20 | 78.00 | 81.25 | 89.06 |
| 1981 | 81.25 | 86.67 | 85.88 | 85.75 | 74.94 | 74.25 | 72.17 | 74.67 | 76.63 | 76.17 | 72.33 | 72.25 | 77.75 |
| 1982 | 64.91 | 71.88 | 76.63 | 76.33 | 79.88 | 76.63 | 72.20 | 77.17 | 71.70 | 71.38 | 73.17 | 71.63 | 73.63 |
| 1983 | 76.00 | 83.00 | 85.40 | 83.13 | 79.00 | 73.50 | 73.67 | 74.00 | 72.10 | 71.67 | 76.50 | 81.00 | 77.41 |
| 1984 | 78.44 | 76.38 | 82.74 | 78.00 | 75.13 | 73.33 | 69.88 | 71.89 | 68.88 | 74.25 | 73.70 | 72.83 | 74.62 |
| 1985 | 82.38 | 82.88 | 84.38 | 82.75 | 76.90 | 77.17 | 71.44 | 72.05 | 69.38 | 74.25 | 77.50 | 74.75 | 77.15 |
| 1986 | 68.75 | 73.75 | 72.81 | 69.25 | 69.13 | 70.88 | 73.05 | 76.13 | 80.25 | 78.20 | 72.83 | 76.58 | 73.47 |
| 1987 | 78.00 | 83.88 | 87.25 | 89.00 | 89.88 | 93.25 | 97.00 | 104.88 | 106.00 | 98.20 | 98.50 | 99.50 | 93.78 |
| 1988 | 104.50 | 111.38 | 110.90 | 112.50 | 108.56 | 100.20 | 106.88 | 103.00 | 107.10 | 107.20 | 103.31 | 99.50 | 106.25 |
| 1989 | 109.56 | 116.06 | 112.63 | 107.15 | 108.75 | 111.75 | 113.44 | 110.31 | 108.88 | 108.19 | 106.35 | 106.33 | 109.95 |
| 1990 | 109.25 | 113.94 | 118.90 | 116.25 | 111.95 | 115.00 | 110.00 | 115.75 | 114.38 | 115.88 | 115.60 | 119.17 | 114.67 |
| 1991 | 119.25 | 126.94 | 129.13 | 120.88 | 124.80 | 127.00 | 121.08 | 115.30 | 114.25 | 109.50 | 108.16 | 104.67 | 118.41 |
| 1992 | 106.18 | 111.63 | 112.57 | 110.00 | 101.98 | 100.76 | 102.88 | 107.88 | 105.69 | 99.63 | 97.59 | 102.59 | 104.95 |
| 1993 | 111.19 | 116.00 | 116.88 | 114.88 | 112.75 | 110.38 | 112.55 | 111.44 | 111.25 | 106.33 | 106.66 | 110.50 | 111.73 |
| 1994 | 105.92 | 110.50 | 115.49 | 110.38 | 94.25 | 91.85 | 92.75 | 94.50 | 95.75 | 88.38 | 94.75 | 91.57 | 99.37 |
| 1995 | 100.04 | 96.19 | 91.02 | 85.91 | 76.13 | 78.61 | 74.83 | 76.85 | 73.19 | 68.44 | 69.75 | 69.50 | 80.04 |

Sealy Feeder Steers, 300-400 lbs. Seasonal Price Index

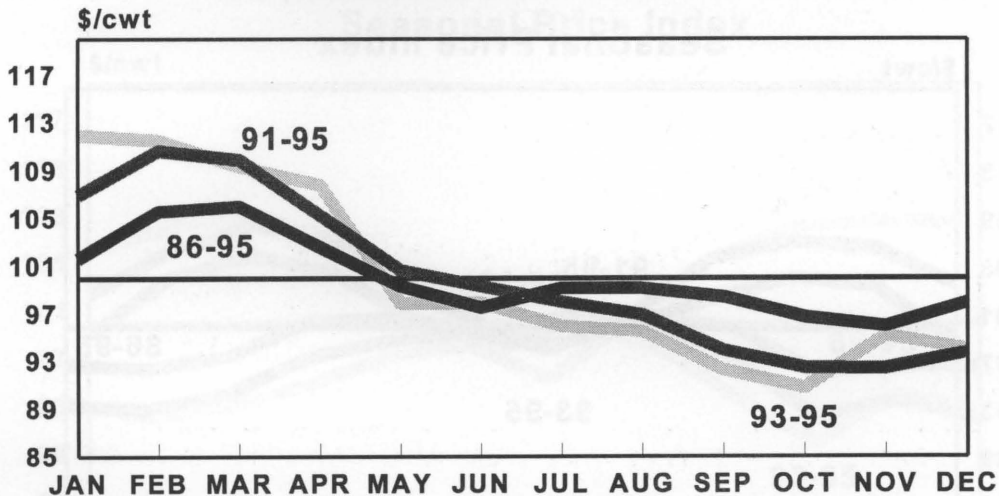


SEALY FEEDER STEERS, 400-500 LBS.

dollars per hundredweight

| YEAR | JAN | FEB | MAR | APR | MAY | JUN | JUL | AUG | SEP | OCT | NOV | DEC | AVG |
|------|--------|--------|--------|--------|--------|--------|--------|--------|--------|--------|--------|--------|--------|
| 1977 | 35.47 | 39.95 | 40.53 | 43.88 | 40.81 | 39.36 | 38.96 | 33.54 | 40.92 | 38.83 | 41.00 | 43.50 | 39.73 |
| 1978 | 48.13 | 52.50 | 60.22 | 63.31 | 66.81 | 62.36 | 70.00 | 71.56 | 74.93 | 72.00 | 72.06 | 77.14 | 65.92 |
| 1979 | 83.89 | 95.57 | 102.19 | 111.06 | 102.50 | 98.72 | 94.13 | 92.67 | 99.07 | 91.00 | 91.00 | 84.58 | 95.53 |
| 1980 | 85.67 | 94.17 | 84.25 | 78.38 | 72.50 | 78.00 | 78.75 | 77.50 | 77.88 | 75.90 | 70.67 | 72.10 | 78.81 |
| 1981 | 73.17 | 78.00 | 77.00 | 75.25 | 65.00 | 65.50 | 64.75 | 66.83 | 68.50 | 66.25 | 64.63 | 63.00 | 68.99 |
| 1982 | 73.17 | 78.00 | 77.00 | 75.25 | 65.00 | 65.50 | 64.75 | 66.83 | 68.50 | 66.25 | 64.63 | 63.00 | 68.99 |
| 1983 | 60.63 | 65.63 | 69.69 | 68.17 | 70.56 | 71.75 | 64.50 | 67.50 | 66.33 | 65.63 | 64.75 | 65.63 | 66.73 |
| 1984 | 66.50 | 64.83 | 71.00 | 68.13 | 65.13 | 64.69 | 64.83 | 64.50 | 60.08 | 64.13 | 66.65 | 65.00 | 65.46 |
| 1985 | 72.75 | 72.17 | 72.00 | 69.28 | 66.56 | 65.17 | 63.88 | 63.50 | 63.13 | 64.35 | 65.17 | 65.00 | 66.91 |
| 1986 | 62.50 | 65.28 | 64.38 | 60.88 | 60.20 | 62.38 | 66.50 | 68.08 | 71.00 | 68.15 | 66.00 | 68.67 | 65.34 |
| 1987 | 70.13 | 77.38 | 78.75 | 79.35 | 80.75 | 80.75 | 82.50 | 89.38 | 91.38 | 86.40 | 88.00 | 87.83 | 82.72 |
| 1988 | 92.25 | 96.25 | 96.30 | 97.75 | 93.31 | 86.88 | 89.63 | 87.50 | 92.60 | 93.20 | 86.25 | 88.95 | 91.74 |
| 1989 | 95.38 | 98.06 | 100.56 | 95.28 | 93.75 | 97.70 | 98.50 | 95.80 | 94.63 | 92.63 | 93.15 | 97.00 | 96.04 |
| 1990 | 99.06 | 101.13 | 105.15 | 102.25 | 99.20 | 89.75 | 100.92 | 102.00 | 100.00 | 100.88 | 101.50 | 103.83 | 100.47 |
| 1991 | 101.75 | 112.75 | 113.13 | 101.25 | 109.70 | 107.38 | 103.50 | 98.10 | 95.50 | 94.50 | 91.33 | 90.17 | 101.59 |
| 1992 | 91.57 | 98.44 | 100.32 | 95.23 | 91.65 | 87.69 | 90.69 | 92.25 | 89.88 | 88.01 | 79.71 | 89.92 | 91.28 |
| 1993 | 99.19 | 104.69 | 95.00 | 103.50 | 96.65 | 99.00 | 97.55 | 95.57 | 93.33 | 96.66 | 100.50 | 100.50 | 98.51 |
| 1994 | 99.50 | 98.50 | 103.40 | 95.50 | 84.08 | 80.83 | 82.06 | 82.94 | 80.15 | 76.06 | 81.10 | 78.58 | 86.48 |
| 1995 | 89.14 | 83.56 | 82.79 | 78.19 | 70.81 | 71.98 | 67.11 | 67.10 | 63.63 | 60.66 | 63.00 | 62.50 | 71.71 |

Sealy Feeder Steers, 400-500 lbs. Seasonal Price Index



NORTH EAST TEXAS FEEDER STEERS, 300-400 LBS.*

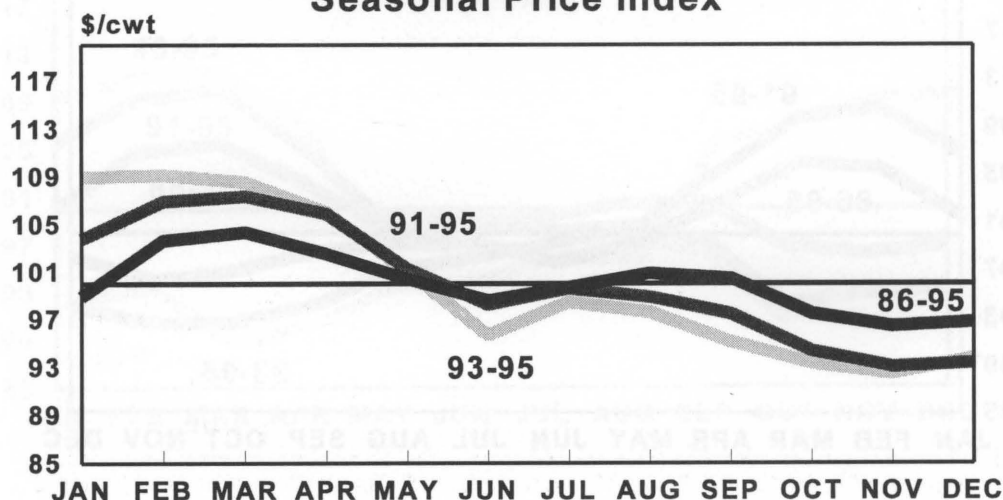
dollars per hundredweight

| YEAR | JAN | FEB | MAR | APR | MAY | JUN | JUL | AUG | SEP | OCT | NOV | DEC | AVG |
|------|--------|--------|--------|--------|--------|--------|--------|--------|--------|--------|--------|--------|--------|
| 1970 | 38.50 | 40.19 | 42.21 | 41.44 | 39.13 | 37.94 | 37.50 | 37.63 | 37.81 | 37.60 | 38.23 | 37.42 | 38.80 |
| 1971 | 38.25 | 39.63 | 39.13 | 38.94 | 38.15 | 40.23 | 38.95 | 40.66 | 40.91 | 41.65 | 41.76 | 44.51 | 40.23 |
| 1972 | 44.00 | 46.97 | 48.31 | 45.94 | 48.50 | 50.56 | 52.15 | 50.66 | 56.05 | 57.94 | 58.25 | 56.00 | 51.28 |
| 1973 | 59.06 | 63.00 | 72.65 | 73.88 | 76.81 | 71.50 | 72.13 | 80.81 | 73.45 | 68.50 | 63.44 | 57.56 | 69.40 |
| 1974 | 61.17 | 62.25 | 57.80 | 54.00 | 43.63 | 37.42 | 34.73 | 33.85 | 28.56 | 29.06 | 27.35 | 26.25 | 41.34 |
| 1975 | 24.42 | 24.19 | 27.33 | 30.55 | 31.65 | 32.73 | 30.66 | 30.20 | 32.25 | 29.88 | 33.25 | 36.75 | 30.32 |
| 1976 | 36.69 | 40.13 | 40.78 | 45.19 | 45.75 | 45.81 | 41.93 | 40.81 | 39.41 | 38.28 | 38.38 | 38.08 | 40.94 |
| 1977 | 39.25 | 43.88 | 44.20 | 43.25 | 45.75 | 42.45 | 42.94 | 43.88 | 45.00 | 42.81 | 44.50 | 46.33 | 43.69 |
| 1978 | 48.92 | 53.75 | 63.40 | 66.33 | 71.67 | 71.10 | 74.25 | 76.13 | 80.17 | 77.81 | 81.17 | 87.88 | 71.05 |
| 1979 | 91.75 | 100.75 | 122.75 | 130.00 | 122.00 | 107.69 | 104.63 | 109.90 | 110.38 | 96.00 | 104.83 | 105.67 | 108.86 |
| 1980 | 106.70 | 110.44 | 93.75 | 85.75 | 87.50 | 89.00 | 86.50 | 89.75 | 87.25 | 87.13 | 83.38 | 85.38 | 91.04 |
| 1981 | 83.63 | 84.00 | 83.75 | 83.63 | 74.75 | 69.13 | 72.75 | 76.25 | 72.50 | 75.38 | 71.38 | 66.13 | 76.11 |
| 1982 | 68.94 | 67.63 | 73.94 | 75.10 | 79.83 | 73.67 | 73.15 | 75.50 | 74.65 | 74.69 | 73.67 | 75.17 | 73.83 |
| 1983 | 77.25 | 80.38 | 85.40 | 83.88 | 82.13 | 79.97 | 74.88 | 74.17 | 73.25 | 72.31 | 74.17 | 76.83 | 77.89 |
| 1984 | 77.44 | 77.81 | 78.45 | 80.50 | 78.69 | 75.13 | 72.38 | 75.10 | 71.44 | 72.69 | 74.31 | 74.08 | 75.67 |
| 1985 | 78.95 | 79.69 | 81.31 | 79.25 | 78.85 | 75.88 | 73.38 | 74.20 | 72.25 | 75.35 | 78.63 | 75.75 | 76.96 |
| 1986 | 73.25 | 78.58 | 75.75 | 69.69 | 68.47 | 67.81 | 67.00 | 74.85 | 78.88 | 75.44 | 74.00 | 72.83 | 73.05 |
| 1987 | 76.00 | 86.88 | 89.25 | 87.75 | 92.45 | 93.50 | 96.56 | 97.35 | 101.81 | 97.70 | 96.19 | 96.92 | 92.70 |
| 1988 | 97.00 | 105.13 | 105.06 | 107.18 | 105.59 | 101.56 | 103.90 | 107.06 | 105.25 | 102.15 | 102.25 | 102.58 | 103.73 |
| 1989 | 104.44 | 107.50 | 109.69 | 105.20 | 102.94 | 105.90 | 106.88 | 105.60 | 103.31 | 99.75 | 98.20 | 99.06 | 104.04 |
| 1990 | 101.81 | 105.63 | 108.60 | 107.88 | 110.05 | 107.75 | 106.56 | 111.20 | 109.63 | 110.19 | 110.93 | 111.97 | 108.52 |
| 1991 | 109.90 | 117.69 | 119.56 | 120.88 | 117.50 | 117.50 | 115.50 | 113.05 | 112.63 | 109.75 | 104.50 | 103.25 | 113.48 |
| 1992 | 99.31 | 106.50 | 108.42 | 106.75 | 101.10 | 100.97 | 102.10 | 103.29 | 103.58 | 96.39 | 97.40 | 96.84 | 101.89 |
| 1993 | 98.12 | 100.34 | 103.77 | 102.41 | 102.45 | 101.30 | 103.92 | 102.81 | 102.82 | 103.76 | 100.81 | 100.23 | 101.90 |
| 1994 | 105.75 | 103.37 | 105.38 | 103.90 | 97.58 | 92.27 | 92.74 | 94.50 | 90.69 | 87.23 | 91.73 | 94.59 | 96.64 |
| 1995 | 97.42 | 98.13 | 91.04 | 86.91 | 79.35 | 71.08 | 75.57 | 72.60 | 69.55 | 67.10 | 63.27 | 64.47 | 78.04 |

* 1965-1971 Choice 300-550 lbs. & 1972-present 300-400 lbs.

North East Texas Feeder Steers, 300-400 lbs.

Seasonal Price Index



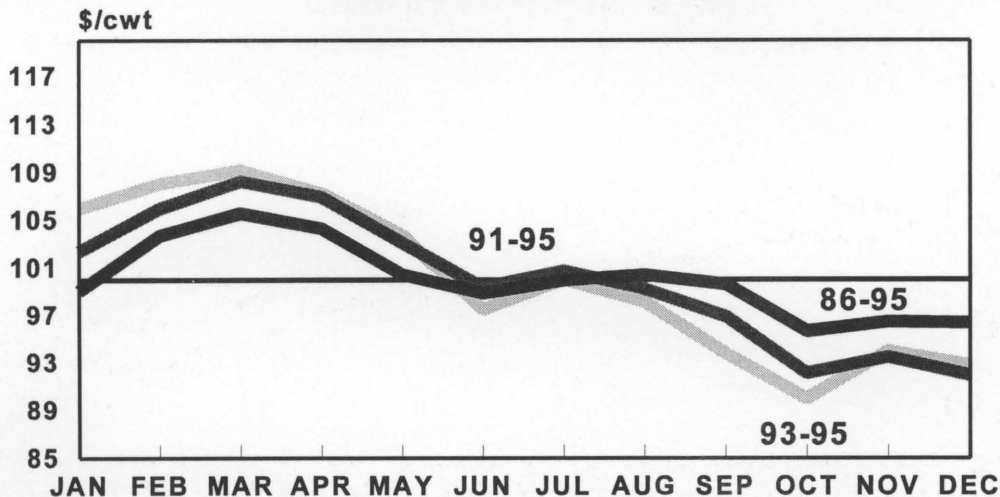
NORTH EAST TEXAS FEEDER STEERS, 500-600 LBS.*

dollars per hundredweight

| YEAR | JAN | FEB | MAR | APR | MAY | JUN | JUL | AUG | SEP | OCT | NOV | DEC | AVG |
|------|-------|-------|--------|--------|--------|-------|-------|-------|-------|-------|-------|-------|-------|
| 1970 | 33.32 | 34.94 | 35.77 | 35.91 | 34.48 | 33.63 | 33.83 | 33.26 | 33.60 | 33.71 | 32.73 | 32.58 | 33.98 |
| 1971 | 33.72 | 32.97 | 33.72 | 34.05 | 34.55 | 33.74 | 34.73 | 36.53 | 36.88 | 38.45 | 36.95 | 40.00 | 35.52 |
| 1972 | 41.47 | 40.88 | 42.31 | 41.88 | 41.91 | 44.19 | 46.15 | 43.94 | 46.50 | 47.78 | 48.06 | 47.88 | 44.41 |
| 1973 | 48.69 | 52.13 | 55.68 | 57.88 | 60.75 | 54.90 | 57.31 | 63.69 | 56.15 | 54.69 | 50.38 | 50.10 | 55.20 |
| 1974 | 52.42 | 52.19 | 48.75 | 45.53 | 35.56 | 31.45 | 30.00 | 33.05 | 26.63 | 27.72 | 26.55 | 25.67 | 36.29 |
| 1975 | 25.38 | 24.55 | 26.78 | 29.81 | 32.68 | 33.38 | 31.38 | 30.76 | 32.25 | 31.81 | 33.55 | 37.25 | 30.80 |
| 1976 | 35.50 | 39.78 | 40.86 | 44.03 | 45.30 | 43.94 | 39.67 | 37.75 | 37.03 | 34.43 | 36.15 | 35.92 | 39.20 |
| 1977 | 36.38 | 39.94 | 41.94 | 44.00 | 39.94 | 38.90 | 39.00 | 39.69 | 40.45 | 39.13 | 41.50 | 42.08 | 40.25 |
| 1978 | 45.50 | 50.00 | 56.45 | 59.50 | 63.83 | 61.55 | 63.94 | 64.38 | 69.17 | 68.88 | 72.17 | 77.13 | 62.71 |
| 1979 | 81.38 | 87.25 | 100.00 | 102.50 | 100.15 | 91.38 | 84.50 | 85.75 | 87.44 | 84.06 | 85.50 | 85.83 | 89.65 |
| 1980 | 84.88 | 89.50 | 85.00 | 77.25 | 75.13 | 75.50 | 75.38 | 74.75 | 74.38 | 74.63 | 74.00 | 74.00 | 77.87 |
| 1981 | 71.50 | 73.63 | 74.50 | 71.75 | 66.75 | 65.00 | 60.17 | 61.88 | 61.50 | 62.13 | 61.63 | 52.50 | 65.25 |
| 1982 | 59.63 | 62.00 | 63.06 | 64.90 | 66.19 | 62.58 | 61.55 | 64.17 | 64.15 | 63.44 | 62.75 | 63.17 | 63.13 |
| 1983 | 65.56 | 68.50 | 70.85 | 70.77 | 68.26 | 63.75 | 62.88 | 60.81 | 58.65 | 59.25 | 61.00 | 64.08 | 64.53 |
| 1984 | 63.94 | 64.69 | 65.40 | 66.25 | 62.88 | 62.06 | 64.19 | 62.10 | 61.56 | 62.88 | 63.69 | 63.83 | 63.62 |
| 1985 | 67.90 | 69.00 | 70.25 | 68.88 | 68.00 | 63.75 | 61.25 | 61.50 | 59.19 | 62.32 | 63.44 | 62.88 | 64.86 |
| 1986 | 61.97 | 62.67 | 63.35 | 57.88 | 57.80 | 56.00 | 57.38 | 60.25 | 63.50 | 60.50 | 59.85 | 61.17 | 60.19 |
| 1987 | 63.55 | 73.00 | 71.31 | 74.25 | 71.90 | 74.50 | 76.38 | 76.95 | 82.13 | 77.45 | 78.56 | 78.75 | 74.89 |
| 1988 | 80.94 | 87.44 | 88.13 | 87.90 | 81.00 | 80.06 | 81.60 | 82.00 | 82.50 | 80.63 | 80.94 | 82.40 | 82.96 |
| 1989 | 84.31 | 86.56 | 88.44 | 84.68 | 81.38 | 84.90 | 85.38 | 87.15 | 83.38 | 81.00 | 81.45 | 81.19 | 84.15 |
| 1990 | 83.44 | 86.94 | 91.10 | 92.75 | 90.35 | 89.42 | 87.38 | 91.35 | 89.56 | 89.25 | 88.78 | 91.60 | 89.33 |
| 1991 | 90.75 | 95.00 | 98.81 | 101.25 | 98.35 | 97.75 | 96.19 | 89.90 | 87.25 | 86.90 | 81.67 | 78.17 | 91.83 |
| 1992 | 78.54 | 83.94 | 86.78 | 83.57 | 79.06 | 79.01 | 80.25 | 84.92 | 88.03 | 77.79 | 79.38 | 79.30 | 81.71 |
| 1993 | 82.41 | 85.86 | 88.49 | 88.91 | 89.12 | 90.87 | 88.94 | 86.73 | 85.83 | 83.48 | 82.54 | 82.74 | 86.33 |
| 1994 | 85.12 | 85.89 | 88.89 | 87.52 | 86.50 | 77.62 | 82.06 | 82.93 | 74.38 | 71.26 | 75.17 | 77.32 | 81.22 |
| 1995 | 79.83 | 80.49 | 77.52 | 73.87 | 66.53 | 59.10 | 62.52 | 59.40 | 58.72 | 55.33 | 61.61 | 56.57 | 65.96 |

* 1965-1971 Choice 300-550 lbs. & 1972-present 500-600 lbs.

North East Texas Feeder Steers, 500-600 lbs. Seasonal Price Index



[Blank Page in Original Bulletin]

AMARILLO 900-1100 LBS., FED STEERS MINUS HEIFERS

dollars per hundredweight

| YEAR | JAN | FEB | MAR | APR | MAY | JUN | JUL | AUG | SEP | OCT | NOV | DEC | AVG |
|------|------|------|------|------|------|------|------|------|------|------|------|------|------|
| 1970 | 2.85 | 2.71 | 2.37 | 2.25 | 2.70 | 2.04 | 2.32 | 2.57 | 2.08 | 2.08 | 2.35 | 2.23 | 2.21 |
| 1971 | 2.84 | 2.87 | 2.78 | 2.82 | 2.18 | 2.65 | 2.56 | 2.66 | 2.38 | 2.52 | 2.81 | 2.59 | 2.51 |
| 1972 | 2.74 | 2.77 | 2.68 | 2.83 | 2.45 | 2.69 | 2.57 | 2.00 | 2.44 | 2.11 | 2.87 | 2.21 | 2.13 |
| 1973 | 2.73 | 2.41 | 2.92 | 2.45 | 2.39 | 2.44 | 2.45 | 2.70 | 2.08 | 2.49 | 2.48 | 2.66 | 2.28 |
| 1974 | 2.89 | 2.37 | 2.12 | 2.24 | 2.21 | 2.14 | 2.32 | 2.04 | 2.51 | 2.30 | 2.90 | 2.31 | 2.35 |
| 1975 | 2.38 | 2.53 | 2.38 | 2.07 | 2.64 | 2.34 | 2.61 | 2.38 | 2.25 | 2.28 | 2.61 | 2.78 | 2.64 |
| 1976 | 2.71 | 2.08 | 2.33 | 2.31 | 2.19 | 2.98 | 2.66 | 2.69 | 2.77 | 2.12 | 2.82 | 2.30 | 2.50 |
| 1977 | 2.55 | 2.68 | 2.88 | 2.87 | 2.04 | 2.14 | 2.87 | 2.18 | 2.44 | 2.79 | 2.85 | 2.77 | 2.40 |
| 1978 | 2.41 | 2.37 | 2.25 | 2.82 | 2.81 | 2.73 | 2.69 | 2.60 | 2.53 | 2.71 | 2.87 | 2.82 | 2.70 |
| 1979 | 2.56 | 2.09 | 2.07 | 2.31 | 2.22 | 2.42 | 2.11 | 2.58 | 2.02 | 2.00 | 2.26 | 2.60 | 2.10 |
| 1980 | 2.37 | 2.87 | 2.82 | 2.38 | 2.81 | 2.66 | 2.84 | 2.20 | 2.68 | 2.16 | 2.24 | 2.81 | 2.54 |
| 1981 | 2.98 | 2.99 | 2.86 | 2.45 | 2.49 | 2.11 | 2.75 | 2.78 | 2.86 | 2.27 | 2.68 | 2.63 | 2.31 |
| 1982 | 2.97 | 2.18 | 2.81 | 2.66 | 2.70 | 2.87 | 2.87 | 2.55 | 2.22 | 2.82 | 2.28 | 2.45 | 2.88 |
| 1983 | 2.29 | 2.37 | 2.88 | 2.10 | 2.12 | 2.87 | 2.53 | 2.48 | 2.32 | 2.16 | 2.85 | 2.79 | 2.40 |
| 1984 | 2.25 | 2.23 | 2.60 | 2.35 | 2.45 | 2.46 | 2.22 | 2.94 | 2.82 | 2.13 | 2.85 | 2.37 | 2.23 |
| 1985 | 2.84 | 2.72 | 2.82 | 2.84 | 2.80 | 2.54 | 2.69 | 2.54 | 2.88 | 2.23 | 2.22 | 2.38 | 2.58 |
| 1986 | 2.47 | 2.37 | 2.47 | 2.45 | 2.67 | 2.67 | 2.51 | 2.28 | 2.14 | 2.22 | 2.18 | 2.34 | 2.54 |
| 1987 | 2.46 | 2.18 | 2.51 | 2.58 | 2.22 | 2.63 | 2.22 | 2.81 | 2.26 | 2.44 | 2.23 | 2.70 | 2.54 |
| 1988 | 2.14 | 2.34 | 2.38 | 2.42 | 2.38 | 2.27 | 2.13 | 2.07 | 2.05 | 2.20 | 2.68 | 2.74 | 2.12 |
| 1989 | 2.37 | 2.44 | 2.55 | 2.71 | 2.56 | 2.67 | 2.79 | 2.51 | 2.26 | 2.65 | 2.84 | 2.89 | 2.43 |
| 1990 | 2.81 | 2.84 | 2.11 | 2.12 | 2.85 | 2.37 | 2.15 | 2.58 | 2.02 | 2.88 | 2.81 | 2.83 | 2.16 |
| 1991 | 2.88 | 2.89 | 2.88 | 2.81 | 2.88 | 2.88 | 2.81 | 2.13 | 2.02 | 2.88 | 2.81 | 2.83 | 2.81 |
| 1992 | 2.82 | 2.82 | 2.82 | 2.81 | 2.88 | 2.88 | 2.81 | 2.13 | 2.02 | 2.88 | 2.81 | 2.83 | 2.81 |
| 1993 | 2.82 | 2.82 | 2.81 | 2.81 | 2.81 | 2.81 | 2.82 | 2.81 | 2.82 | 2.88 | 2.83 | 2.83 | 2.81 |
| 1994 | 2.81 | 2.82 | 2.88 | 2.81 | 2.82 | 2.81 | 2.18 | 2.81 | 2.84 | 2.84 | 2.88 | 2.88 | 2.81 |
| 1995 | 2.81 | 2.82 | 2.81 | 2.83 | 2.88 | 2.81 | 2.82 | 2.88 | 2.82 | 2.82 | 2.88 | 2.88 | 2.81 |

C. Steer Minus Heifer Prices

[Blank Page in Original Bulletin]

AMARILLO 900-1100 LBS., FED STEERS MINUS HEIFERS

dollars per hundredweight

| YEAR | JAN | FEB | MAR | APR | MAY | JUN | JUL | AUG | SEP | OCT | NOV | DEC | AVG |
|------|-------|-------|-------|-------|-------|-------|-------|-------|-------|-------|-------|-------|-------|
| 1970 | 3.80 | 0.71 | 1.37 | 1.04 | 0.70 | 1.04 | 0.92 | 0.62 | 1.08 | 1.06 | 0.88 | 1.29 | 1.21 |
| 1971 | 1.04 | 1.67 | 1.06 | 1.62 | 2.18 | 1.55 | 1.50 | 1.95 | 1.38 | 1.62 | 1.31 | 1.29 | 1.51 |
| 1972 | 1.24 | 0.77 | 0.59 | 1.03 | 1.45 | 1.69 | 1.57 | 1.00 | 1.44 | 1.11 | 0.51 | 1.21 | 1.13 |
| 1973 | 1.73 | 1.41 | 1.92 | 1.45 | 1.39 | 1.44 | 1.48 | 0.70 | 1.08 | 1.49 | 0.48 | 0.46 | 1.25 |
| 1974 | 0.69 | 0.37 | 0.12 | -0.24 | 0.21 | 0.14 | 1.32 | 2.08 | 1.51 | 1.80 | 0.90 | 1.31 | 0.85 |
| 1975 | 1.34 | 1.08 | 1.38 | 3.01 | 3.64 | 3.94 | 2.61 | 2.86 | 3.21 | 3.25 | 2.61 | 2.75 | 2.64 |
| 1976 | 2.21 | 2.08 | 1.83 | 3.31 | 2.19 | 0.98 | 1.35 | 1.69 | 1.77 | 1.19 | 1.82 | 2.38 | 1.90 |
| 1977 | 2.08 | 2.09 | 1.95 | 2.67 | 3.04 | 2.14 | 2.07 | 2.16 | 2.44 | 2.71 | 2.65 | 2.77 | 2.40 |
| 1978 | 2.54 | 2.31 | 3.25 | 3.82 | 3.61 | 2.73 | 3.09 | 2.65 | 2.53 | 2.71 | 1.97 | 1.88 | 2.76 |
| 1979 | 2.06 | 2.04 | 2.07 | 2.31 | 2.22 | 2.42 | 2.17 | 1.98 | 2.02 | 2.00 | 2.29 | 1.59 | 2.10 |
| 1980 | 1.37 | 1.02 | 1.62 | 1.38 | 2.81 | 2.80 | 3.84 | 4.20 | 2.68 | 2.16 | 2.24 | 2.01 | 2.34 |
| 1981 | 1.95 | 2.09 | 1.96 | 2.18 | 2.49 | 3.11 | 2.75 | 2.78 | 2.88 | 2.22 | 1.68 | 1.66 | 2.31 |
| 1982 | 1.97 | 2.19 | 2.81 | 2.96 | 3.70 | 3.07 | 3.07 | 2.85 | 2.22 | 2.53 | 2.29 | 2.45 | 2.68 |
| 1983 | 2.29 | 2.37 | 2.68 | 3.10 | 3.12 | 2.97 | 2.53 | 2.49 | 2.32 | 1.16 | 1.65 | 2.09 | 2.40 |
| 1984 | 2.25 | 2.23 | 2.50 | 2.35 | 2.46 | 2.48 | 2.22 | 1.94 | 1.82 | 2.13 | 2.05 | 2.32 | 2.23 |
| 1985 | 1.84 | 1.73 | 1.92 | 1.84 | 1.80 | 1.54 | 1.85 | 1.64 | 1.08 | 1.23 | 1.22 | 1.38 | 1.59 |
| 1986 | 1.47 | 1.33 | 1.47 | 1.45 | 1.67 | 4.67 | 1.61 | 1.26 | 1.14 | 1.32 | 1.18 | 1.34 | 1.66 |
| 1987 | 1.44 | 1.15 | 1.51 | 3.28 | 2.22 | 1.53 | 1.22 | 0.81 | 0.96 | 1.41 | 1.23 | 1.70 | 1.54 |
| 1988 | 1.14 | 1.34 | 1.38 | 1.42 | 1.38 | 1.27 | 1.13 | 1.07 | 1.05 | 0.80 | 0.68 | 0.74 | 1.12 |
| 1989 | 0.57 | 0.44 | 0.55 | 0.71 | 0.56 | 0.57 | 0.70 | 0.51 | 0.20 | 0.05 | 0.04 | 0.09 | 0.42 |
| 1990 | 0.01 | 0.04 | 0.16 | 0.12 | 0.08 | 0.37 | 0.15 | 0.13 | 0.02 | 0.05 | 0.01 | 0.03 | 0.10 |
| 1991 | 0.00 | 0.00 | 0.02 | 0.01 | 0.04 | 0.00 | 0.00 | 0.04 | 0.00 | 0.01 | -0.03 | 0.03 | 0.01 |
| 1992 | -0.02 | -0.02 | -0.02 | 0.01 | 0.00 | 0.00 | 0.01 | -0.13 | -0.02 | -0.05 | -0.09 | -0.05 | -0.03 |
| 1993 | 0.00 | 0.02 | -0.01 | -0.01 | 0.01 | 0.01 | -0.02 | 0.00 | -0.02 | 0.00 | -0.03 | 0.00 | -0.00 |
| 1994 | -0.01 | 0.02 | 0.00 | -0.01 | -0.03 | -0.01 | 0.10 | -0.01 | -0.04 | -0.04 | 0.00 | -0.08 | -0.01 |
| 1995 | -0.03 | -0.02 | 0.01 | 0.03 | 0.00 | -0.01 | -0.02 | 0.00 | 0.02 | -0.02 | 0.00 | -0.10 | -0.01 |



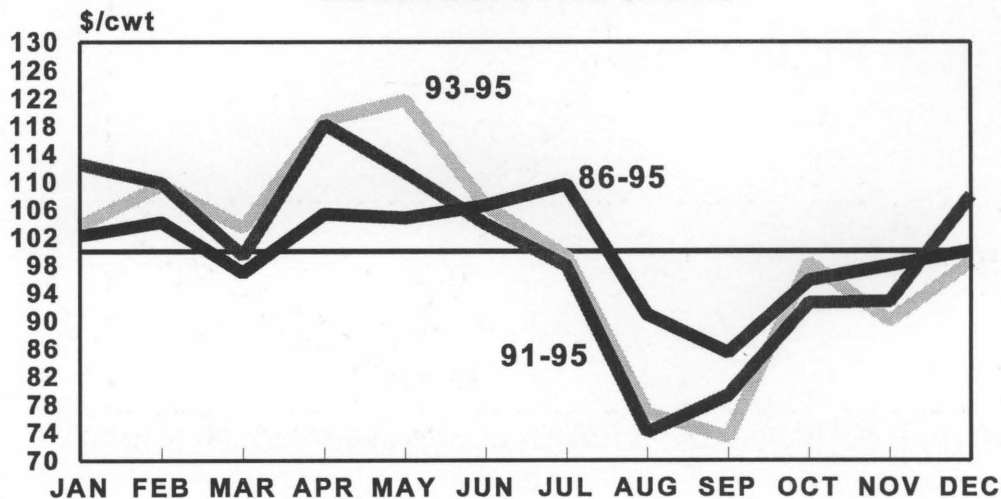
AMARILLO 300-400 LBS., FEEDER STEERS MINUS HEIFERS

dollars per hundredweight

| YEAR | JAN | FEB | MAR | APR | MAY | JUN | JUL | AUG | SEP | OCT | NOV | DEC | AVG |
|------|-------|-------|-------|-------|-------|-------|-------|-------|-------|-------|-------|-------|-------|
| 1965 | 2.50 | 2.51 | 2.83 | 3.47 | 3.59 | 2.92 | 2.92 | 3.23 | 3.14 | 3.18 | 3.57 | 3.15 | 3.08 |
| 1966 | 3.36 | 3.44 | 4.37 | 4.28 | 4.22 | 4.88 | 4.59 | 4.35 | 4.50 | 4.14 | 4.01 | 3.37 | 4.13 |
| 1967 | 3.23 | 4.00 | 4.22 | -2.43 | 5.20 | 4.68 | 4.31 | 4.04 | 4.26 | 3.87 | 3.73 | 4.09 | 3.60 |
| 1968 | 4.00 | 4.23 | 4.32 | 4.44 | 4.45 | 3.91 | 3.40 | 3.04 | 3.56 | 4.27 | 4.26 | 4.38 | 4.02 |
| 1969 | 4.32 | 4.47 | 5.03 | 5.48 | 4.95 | 4.94 | 5.25 | 4.84 | 5.32 | 5.18 | 5.41 | 5.18 | 5.03 |
| 1970 | 5.12 | 5.66 | 6.63 | 6.54 | 4.92 | 5.25 | 5.43 | 3.72 | 4.91 | 5.40 | 5.69 | 5.35 | 5.39 |
| 1971 | 4.17 | 3.98 | 3.67 | 3.85 | 4.71 | 5.51 | 5.13 | 5.50 | 5.10 | 4.81 | 5.16 | 4.92 | 4.71 |
| 1972 | 5.06 | 5.07 | 5.60 | 5.86 | 9.12 | 9.38 | 9.09 | 8.45 | 8.50 | 8.02 | 9.50 | 8.25 | 7.66 |
| 1973 | 9.10 | 9.90 | 11.83 | 11.96 | 12.40 | 14.63 | 9.75 | 10.85 | 12.13 | 9.70 | 7.62 | 4.75 | 10.39 |
| 1974 | 6.77 | 8.71 | 6.72 | 7.28 | 5.32 | 3.00 | 4.98 | 5.63 | 3.62 | 5.87 | 4.69 | 3.47 | 5.51 |
| 1975 | 3.63 | 5.41 | 6.68 | 7.10 | 6.62 | 7.72 | 7.69 | 7.87 | 7.00 | 8.80 | 9.37 | 9.25 | 7.26 |
| 1976 | 8.98 | 9.09 | 8.75 | 10.00 | 9.71 | 9.22 | 9.05 | 8.25 | 9.36 | 8.78 | 8.91 | 8.75 | 9.07 |
| 1977 | 9.50 | 9.25 | 9.79 | 10.17 | 10.71 | 9.80 | 10.17 | 10.60 | 9.90 | 10.55 | 10.67 | 10.46 | 10.13 |
| 1978 | 10.03 | 11.35 | 11.01 | 11.12 | 11.94 | 13.10 | 11.83 | 13.70 | 13.50 | 11.07 | 12.18 | 12.30 | 11.93 |
| 1979 | 10.93 | 15.06 | 17.53 | 20.11 | 16.75 | 6.25 | 14.16 | 14.05 | 11.83 | 21.42 | 17.06 | 17.33 | 15.21 |
| 1980 | 21.42 | 17.15 | 15.70 | 12.79 | 13.07 | 24.04 | 19.17 | 19.27 | 12.73 | 14.94 | 17.62 | 13.57 | 16.79 |
| 1981 | 13.07 | 11.80 | 12.64 | 16.95 | 13.19 | 10.75 | 9.07 | 11.08 | 12.10 | 12.87 | 12.50 | 11.06 | 12.26 |
| 1982 | 13.10 | 20.31 | 13.67 | 14.25 | 11.88 | 10.04 | 10.33 | 11.09 | 12.06 | 11.19 | 11.14 | 11.66 | 12.56 |
| 1983 | 12.94 | 10.46 | 12.83 | 13.08 | 14.14 | 11.63 | 10.41 | 17.96 | 12.00 | 11.74 | 13.83 | 11.10 | 12.68 |
| 1984 | 10.22 | 13.88 | 12.12 | 11.71 | 14.52 | 19.23 | 16.22 | 13.65 | 14.32 | 13.04 | 12.99 | 12.70 | 13.72 |
| 1985 | 12.40 | 18.54 | 16.41 | 16.25 | 15.23 | 15.70 | 17.26 | 15.70 | 9.58 | 11.63 | 15.76 | 14.06 | 14.88 |
| 1986 | 16.75 | 14.00 | 12.62 | 10.60 | 9.25 | 6.94 | 11.83 | 13.13 | 13.50 | 12.15 | 12.12 | 10.59 | 11.96 |
| 1987 | 7.50 | 11.25 | 9.92 | 13.50 | 15.50 | 20.29 | 22.64 | 15.75 | 9.45 | 12.96 | 14.98 | 16.12 | 14.16 |
| 1988 | 15.88 | 17.17 | 16.65 | 17.13 | 20.38 | 17.10 | 16.50 | 15.80 | 11.63 | 14.50 | 12.40 | 12.50 | 15.64 |
| 1989 | 13.25 | 14.75 | 20.90 | 17.13 | 15.90 | 20.17 | 19.83 | 16.10 | 14.50 | 12.00 | 15.50 | 9.83 | 15.82 |
| 1990 | 12.20 | 12.88 | 6.87 | 7.75 | 8.80 | 12.63 | 14.37 | 14.60 | 15.38 | 18.30 | 17.55 | 16.50 | 13.15 |
| 1991 | 15.00 | 14.38 | 9.00 | 14.50 | 14.13 | 13.09 | 12.51 | 7.31 | 9.63 | 11.35 | 11.19 | 17.50 | 12.47 |
| 1992 | 18.06 | 14.59 | 15.55 | 16.63 | 11.13 | 13.25 | 12.69 | 11.06 | 13.55 | 10.75 | 14.33 | 14.62 | 13.85 |
| 1993 | 8.62 | 11.26 | 11.90 | 15.69 | 16.81 | 13.50 | 9.42 | 7.81 | 7.07 | 13.00 | 9.35 | 15.42 | 11.65 |
| 1994 | 14.44 | 14.69 | 17.50 | 17.75 | 17.50 | 16.06 | 18.51 | 12.50 | 13.06 | 11.38 | 12.55 | 12.67 | 14.88 |
| 1995 | 17.60 | 17.00 | 11.13 | 13.13 | 13.40 | 12.20 | 11.00 | 9.80 | 8.63 | 14.17 | 13.37 | 10.50 | 12.66 |

Amarillo 300-400 lbs. Steers minus Heifers

Seasonal Price Index

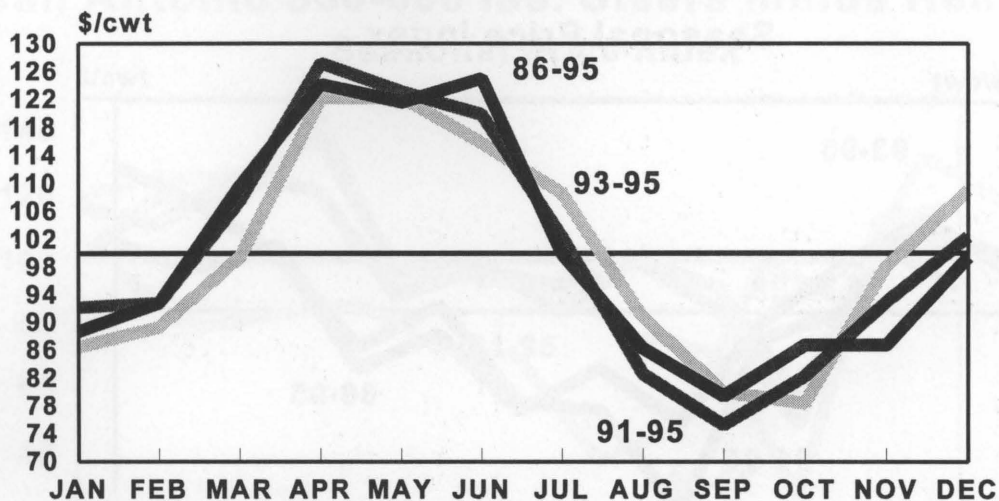


AMARILLO 500-600 LBS., FEEDER STEERS MINUS HEIFERS

dollars per hundredweight

| YEAR | JAN | FEB | MAR | APR | MAY | JUN | JUL | AUG | SEP | OCT | NOV | DEC | AVG |
|------|-------|-------|-------|-------|-------|-------|-------|-------|-------|-------|-------|-------|-------|
| 1965 | 1.93 | 1.78 | 2.35 | 2.80 | 3.08 | 2.55 | 2.26 | 2.67 | 2.09 | 2.29 | 3.25 | 2.89 | 2.50 |
| 1966 | 2.62 | 2.83 | 3.51 | 3.17 | 3.49 | 3.31 | 2.96 | 2.91 | 2.97 | 2.99 | 2.98 | 2.75 | 3.04 |
| 1967 | 3.16 | 3.23 | 3.08 | 3.45 | 3.41 | 3.14 | 3.12 | 2.50 | 2.44 | 2.64 | 2.94 | 2.96 | 3.01 |
| 1968 | 2.66 | 2.91 | 2.90 | 3.23 | 2.98 | 2.96 | 2.40 | 1.42 | 2.29 | 2.81 | 3.35 | 3.02 | 2.74 |
| 1969 | 3.27 | 3.27 | 3.56 | 4.04 | 4.04 | 3.28 | 3.96 | 4.56 | 4.03 | 4.07 | 3.90 | 4.14 | 3.84 |
| 1970 | 3.89 | 3.25 | 3.06 | 2.71 | 2.69 | 2.55 | 2.50 | 2.13 | 2.70 | 2.98 | 4.72 | 2.78 | 3.00 |
| 1971 | 2.57 | 3.19 | 3.39 | 2.45 | 2.92 | 3.48 | 4.29 | 4.62 | 3.95 | 3.94 | 4.65 | 3.92 | 3.61 |
| 1972 | 4.31 | 5.21 | 4.77 | 4.68 | 4.26 | 5.41 | 5.75 | 6.82 | 6.31 | 6.17 | 7.45 | 7.50 | 5.72 |
| 1973 | 7.85 | 6.92 | 7.40 | 7.28 | 6.05 | 7.42 | 7.17 | 9.78 | 10.07 | 6.96 | 5.88 | 5.83 | 7.38 |
| 1974 | 6.50 | 6.39 | 5.68 | 5.70 | 4.55 | 1.74 | 3.73 | 5.56 | 3.87 | 5.65 | 4.44 | 3.84 | 4.80 |
| 1975 | 3.43 | 3.56 | 4.50 | 5.39 | 5.42 | 5.62 | 6.34 | 7.19 | 6.81 | 6.55 | 7.44 | 7.57 | 5.82 |
| 1976 | 6.83 | 7.12 | 6.85 | 7.87 | 8.09 | 5.56 | 5.75 | 6.00 | 6.17 | 6.54 | 6.94 | 6.87 | 6.72 |
| 1977 | 7.53 | 6.21 | 6.14 | 7.62 | 7.96 | 7.18 | 6.75 | 6.90 | 6.10 | 7.62 | 7.72 | 7.17 | 7.08 |
| 1978 | 6.91 | 6.57 | 7.17 | 7.69 | 7.50 | 6.96 | 6.96 | 7.00 | 7.57 | 9.83 | 9.18 | 8.15 | 7.62 |
| 1979 | 8.66 | 13.55 | 13.57 | 11.73 | 12.26 | 4.57 | 15.50 | 10.62 | 12.06 | 10.51 | 10.70 | 11.66 | 11.28 |
| 1980 | 10.25 | 10.19 | 9.01 | 11.68 | 10.55 | 10.69 | 10.24 | 11.44 | 10.55 | 10.95 | 8.98 | 9.94 | 10.37 |
| 1981 | 10.79 | 8.69 | 9.73 | 9.09 | 8.25 | 8.97 | 8.39 | 8.53 | 8.27 | 9.56 | 11.21 | 8.83 | 9.19 |
| 1982 | 8.21 | 8.82 | 8.03 | 8.96 | 8.34 | 8.35 | 7.33 | 6.90 | 7.83 | 9.94 | 9.57 | 8.53 | 8.40 |
| 1983 | 8.90 | 8.84 | 9.03 | 7.85 | 9.70 | 7.99 | 8.71 | 8.71 | 9.57 | 11.00 | 9.85 | 9.00 | 9.10 |
| 1984 | 8.28 | 7.96 | 8.63 | 8.88 | 10.72 | 7.71 | 9.10 | 9.31 | 9.65 | 9.38 | 9.33 | 8.52 | 8.96 |
| 1985 | 9.31 | 8.66 | 8.12 | 8.73 | 9.05 | 9.21 | 9.68 | 7.24 | 6.19 | 9.18 | 9.18 | 7.21 | 8.48 |
| 1986 | 8.26 | 7.00 | 6.84 | 6.10 | 9.00 | 9.28 | 7.75 | 6.62 | 7.19 | 6.40 | 6.44 | 6.28 | 7.26 |
| 1987 | 5.32 | 5.97 | 6.44 | 7.68 | 9.63 | 7.63 | 7.23 | 8.12 | 8.25 | 6.68 | 9.79 | 6.50 | 7.44 |
| 1988 | 7.63 | 8.75 | 8.25 | 10.62 | 10.75 | 12.10 | 5.33 | 6.40 | 6.87 | 9.31 | 6.95 | 5.50 | 8.21 |
| 1989 | 6.63 | 8.13 | 9.55 | 10.75 | 11.20 | 12.50 | 12.00 | 7.70 | 7.87 | 7.37 | 6.00 | 7.75 | 8.95 |
| 1990 | 7.50 | 7.25 | 11.50 | 9.75 | 9.10 | 9.88 | 7.75 | 9.70 | 7.50 | 7.55 | 7.25 | 11.50 | 8.85 |
| 1991 | 7.00 | 8.75 | 10.00 | 9.80 | 9.56 | 8.87 | 7.93 | 5.25 | 5.68 | 6.60 | 7.44 | 9.17 | 8.00 |
| 1992 | 8.19 | 6.07 | 8.05 | 10.50 | 9.18 | 10.10 | 6.06 | 5.38 | 4.60 | 6.69 | 5.42 | 4.75 | 7.08 |
| 1993 | 2.88 | 6.38 | 6.60 | 8.69 | 9.82 | 9.75 | 9.34 | 8.06 | 6.25 | 6.00 | 6.35 | 8.09 | 7.35 |
| 1994 | 8.57 | 7.00 | 7.65 | 8.25 | 7.15 | 6.56 | 6.17 | 7.40 | 7.19 | 6.69 | 7.15 | 9.33 | 7.42 |
| 1995 | 8.05 | 6.75 | 8.18 | 10.63 | 10.60 | 9.80 | 9.00 | 5.00 | 4.62 | 5.00 | 8.62 | 7.17 | 7.79 |

Amarillo 500-600 lbs. Steers minus Heifers Seasonal Price Index

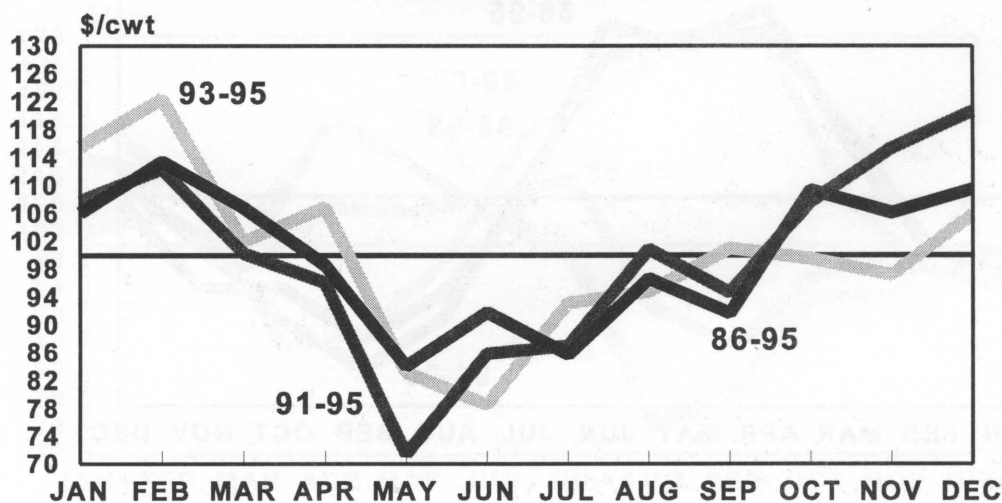


SAN ANTONIO 300-400 LBS., FEEDER STEERS MINUS HEIFERS

dollars per hundredweight

| YEAR | JAN | FEB | MAR | APR | MAY | JUN | JUL | AUG | SEP | OCT | NOV | DEC | AVG |
|------|-------|-------|-------|-------|-------|-------|-------|-------|-------|-------|-------|-------|-------|
| 1965 | 3.01 | 2.88 | 2.38 | 2.56 | 2.57 | 2.49 | 2.68 | 2.97 | 3.02 | 3.39 | 3.29 | 2.66 | 2.82 |
| 1966 | 2.98 | 2.78 | 4.08 | 3.74 | 3.68 | 4.08 | 3.71 | 3.78 | 3.72 | 3.41 | 3.34 | 3.97 | 3.61 |
| 1967 | 4.33 | 4.51 | 4.23 | 4.62 | 4.27 | 4.26 | 4.34 | 4.50 | 4.73 | 6.33 | 4.54 | 4.55 | 4.60 |
| 1968 | 4.20 | 4.12 | 3.67 | 3.85 | 3.98 | 3.45 | 3.00 | 3.12 | 3.58 | 3.59 | 3.88 | 4.00 | 3.70 |
| 1969 | 4.09 | 4.98 | 4.97 | 3.80 | 2.70 | 2.72 | 3.40 | 4.28 | 4.04 | 4.39 | 4.78 | 5.36 | 4.13 |
| 1970 | 5.75 | 5.98 | 4.91 | 4.78 | 3.53 | 5.45 | 5.74 | 5.76 | 5.31 | 5.32 | 5.82 | 3.88 | 5.19 |
| 1971 | 5.44 | 5.72 | 4.79 | 5.40 | 5.15 | 5.82 | 5.46 | 4.62 | 5.55 | 6.12 | 7.10 | 7.51 | 5.72 |
| 1972 | 6.88 | 7.01 | 7.83 | 7.85 | 8.62 | 9.70 | 9.42 | 9.58 | 10.83 | 10.10 | 9.14 | 8.69 | 8.80 |
| 1973 | 10.86 | 11.25 | 14.35 | 12.77 | 15.22 | 10.70 | 9.81 | 15.60 | 15.19 | 13.23 | 10.42 | 10.65 | 12.50 |
| 1974 | 10.11 | 10.30 | 7.05 | 6.13 | 3.63 | 2.62 | 9.75 | 2.95 | 2.55 | 2.88 | 4.67 | 4.16 | 5.57 |
| 1975 | 2.48 | 3.58 | 5.17 | 7.01 | 4.95 | 5.85 | 4.73 | 3.69 | 6.63 | 0.25 | 7.87 | 8.21 | 5.04 |
| 1976 | 7.30 | 9.00 | 10.22 | 11.60 | 9.32 | 8.30 | 5.68 | 8.84 | 7.95 | 9.76 | 9.88 | 9.09 | 8.91 |
| 1977 | 9.08 | 9.50 | 9.36 | 10.47 | 7.92 | 6.26 | 8.01 | 11.45 | 10.26 | 9.88 | 9.61 | 8.84 | 9.22 |
| 1978 | 12.82 | 10.13 | 13.81 | 13.53 | 15.90 | 11.32 | 12.19 | 13.57 | 15.12 | 11.67 | 15.90 | 8.24 | 12.85 |
| 1979 | 20.31 | 20.51 | 28.65 | 29.00 | 14.92 | 19.59 | 28.15 | 21.62 | 14.29 | 15.34 | 23.00 | 20.75 | 21.34 |
| 1980 | 14.30 | 20.32 | 8.58 | 15.47 | 13.86 | 13.82 | 16.52 | 15.51 | 12.31 | 17.09 | 12.47 | 11.80 | 14.34 |
| 1981 | 9.06 | 13.80 | 12.74 | 12.16 | 11.36 | 13.00 | 6.74 | 19.06 | 22.73 | 9.42 | 12.02 | 9.23 | 12.61 |
| 1982 | 9.70 | 13.30 | 13.36 | 12.55 | 14.33 | 9.85 | 13.90 | 15.34 | 11.72 | 14.00 | 13.64 | 11.69 | 12.78 |
| 1983 | 14.66 | 17.39 | 14.78 | 13.92 | 16.91 | 9.94 | 11.09 | 13.09 | 13.49 | 13.65 | 14.11 | 13.23 | 13.86 |
| 1984 | 15.97 | 15.05 | 15.75 | 14.94 | 18.34 | 20.50 | 15.00 | 15.53 | 13.73 | 10.77 | 11.18 | 12.70 | 14.96 |
| 1985 | 16.36 | 18.27 | 16.29 | 15.96 | 14.12 | 14.63 | 9.09 | 13.25 | 14.38 | 9.52 | 12.73 | 10.98 | 13.80 |
| 1986 | 8.70 | 12.49 | 19.74 | 20.06 | 11.35 | 14.63 | 9.81 | 15.18 | 10.37 | 17.23 | 12.94 | 10.01 | 13.54 |
| 1987 | 13.10 | 12.97 | 16.16 | 12.82 | 13.40 | 14.08 | 13.95 | 15.74 | 17.38 | 17.67 | 14.44 | 13.34 | 14.59 |
| 1988 | 14.97 | 18.88 | 15.31 | 14.77 | 18.75 | 14.09 | 16.07 | 12.25 | 13.44 | 16.00 | 17.50 | 15.50 | 15.63 |
| 1989 | 24.75 | 24.19 | 18.84 | 16.94 | 19.87 | 18.81 | 15.38 | 17.15 | 10.88 | 17.75 | 16.15 | 16.50 | 18.10 |
| 1990 | 18.08 | 18.62 | 16.06 | 12.25 | 9.88 | 12.68 | 9.23 | 10.24 | 15.62 | 15.90 | 13.00 | 19.92 | 14.29 |
| 1991 | 16.88 | 14.00 | 13.55 | 11.90 | 14.44 | 14.55 | 10.93 | 14.52 | 9.62 | 15.95 | 23.27 | 25.07 | 15.39 |
| 1992 | 12.28 | 15.56 | 15.93 | 12.44 | 2.08 | 14.44 | 12.63 | 18.39 | 16.21 | 19.93 | 19.23 | 17.60 | 14.73 |
| 1993 | 17.63 | 20.09 | 14.10 | 13.28 | 17.21 | 17.41 | 16.49 | 14.73 | 18.09 | 19.28 | 12.78 | 14.06 | 16.26 |
| 1994 | 15.83 | 17.07 | 14.88 | 10.82 | 9.99 | 7.10 | 13.51 | 14.98 | 14.47 | 12.09 | 15.78 | 15.54 | 13.50 |
| 1995 | 15.94 | 15.19 | 14.62 | 21.62 | 8.35 | 9.10 | 9.86 | 10.86 | 10.61 | 11.17 | 13.00 | 15.66 | 13.00 |

San Antonio 300-400 lbs. Steers minus Heifers Seasonal Price Index

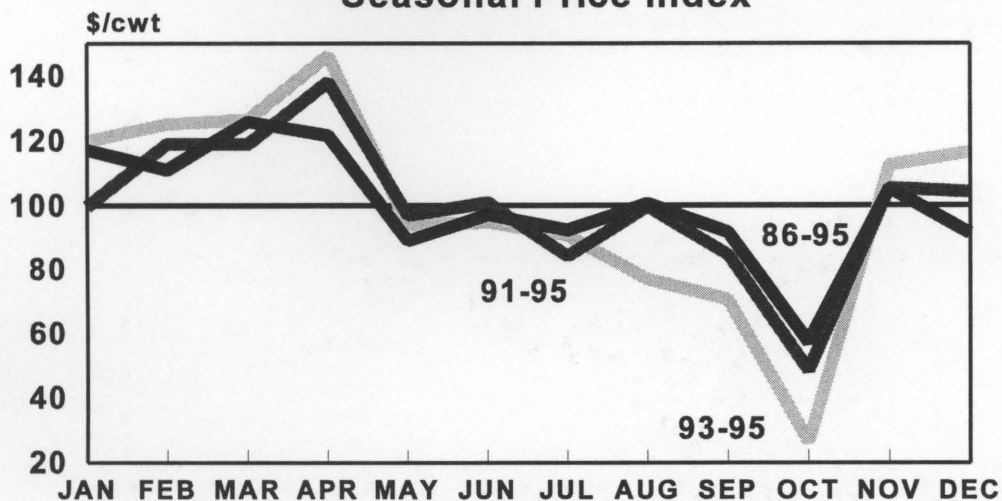


SAN ANTONIO 500-600 LBS., FEEDER STEERS MINUS HEIFERS

dollars per hundredweight

| YEAR | JAN | FEB | MAR | APR | MAY | JUN | JUL | AUG | SEP | OCT | NOV | DEC | AVG |
|------|-------|-------|-------|-------|--------|------|-------|-------|-------|-------|-------|------|------|
| 1965 | 1.99 | 2.21 | 1.61 | 1.36 | 2.14 | 1.38 | 1.29 | 1.87 | 2.00 | 2.11 | 2.19 | 2.26 | 1.87 |
| 1966 | 2.01 | 1.96 | 1.67 | 1.56 | 0.49 | 1.98 | 1.76 | 1.94 | 1.47 | 2.15 | 2.40 | 2.63 | 1.84 |
| 1967 | 2.50 | 2.29 | 2.17 | 2.06 | 2.04 | 1.98 | 2.21 | 2.60 | 2.47 | 2.53 | 3.04 | 3.04 | 2.41 |
| 1968 | 2.71 | 2.49 | 2.13 | 2.29 | 2.16 | 1.74 | 1.60 | 2.08 | 2.65 | 2.24 | 2.83 | 2.70 | 2.30 |
| 1969 | 2.57 | 2.44 | 2.80 | 3.20 | 2.99 | 3.30 | 3.28 | 3.43 | 3.75 | 4.84 | 4.68 | 4.84 | 3.51 |
| 1970 | 4.78 | 4.79 | 3.91 | 4.03 | 4.39 | 4.77 | 5.30 | 5.73 | 5.61 | 4.93 | 5.02 | 4.14 | 4.78 |
| 1971 | 3.99 | 4.21 | 3.52 | 4.43 | 4.31 | 3.90 | 4.18 | 3.80 | 4.87 | 5.53 | 6.45 | 6.56 | 4.65 |
| 1972 | 3.09 | 2.44 | 1.65 | 0.96 | 1.74 | 3.29 | 3.40 | 1.84 | 3.76 | 4.80 | 4.92 | 4.09 | 3.00 |
| 1973 | 7.35 | 8.77 | 10.20 | 8.79 | 7.39 | 6.47 | 6.37 | 12.05 | 9.36 | 8.99 | 8.62 | 5.57 | 8.33 |
| 1974 | 10.43 | 9.19 | 4.31 | 6.83 | -1.60 | 0.65 | 5.94 | 2.35 | -1.46 | 2.54 | 3.28 | 5.80 | 4.02 |
| 1975 | 0.59 | -0.33 | 1.16 | 0.45 | 3.82 | 2.41 | 1.45 | -0.37 | 2.44 | 1.92 | 3.79 | 3.55 | 1.74 |
| 1976 | 2.52 | 3.67 | 4.28 | 5.27 | 4.62 | 3.25 | 2.70 | 2.57 | 0.80 | 4.17 | 4.14 | 3.86 | 3.49 |
| 1977 | 6.33 | 7.07 | 4.69 | 6.60 | 4.88 | 3.53 | 2.73 | 5.03 | 7.20 | 5.63 | 6.83 | 6.33 | 5.57 |
| 1978 | 6.65 | 5.61 | 4.10 | 9.11 | 14.08 | 9.65 | 7.45 | 10.12 | 10.08 | 9.90 | 11.66 | 8.60 | 8.92 |
| 1979 | 10.66 | 8.32 | 12.74 | 13.25 | -18.83 | 9.67 | 6.38 | 7.57 | 10.31 | 11.44 | 12.26 | 8.33 | 7.67 |
| 1980 | 7.98 | 8.36 | 5.89 | 8.14 | 9.60 | 6.63 | 9.08 | 7.34 | 8.68 | 9.91 | 6.57 | 7.71 | 7.99 |
| 1981 | 6.92 | 11.22 | 8.23 | 8.15 | 5.51 | 6.22 | 2.96 | 3.58 | 5.64 | 7.64 | 6.44 | 5.58 | 6.51 |
| 1982 | 5.46 | 7.95 | 7.58 | 7.92 | 6.36 | 4.38 | 6.26 | 6.57 | 7.83 | 10.79 | 9.09 | 6.75 | 7.25 |
| 1983 | 7.50 | 5.95 | 6.20 | 4.49 | 7.26 | 4.49 | 4.68 | 5.88 | 6.17 | 7.63 | 9.25 | 7.67 | 6.43 |
| 1984 | 7.87 | 8.73 | 7.19 | 7.22 | 8.59 | 5.63 | 7.50 | 7.70 | 9.08 | 7.77 | 6.31 | 8.25 | 7.65 |
| 1985 | 9.46 | 8.26 | 7.29 | 6.14 | 8.07 | 5.10 | 5.77 | 7.41 | 7.10 | 9.35 | 9.41 | 7.81 | 7.60 |
| 1986 | 4.35 | 5.96 | 11.53 | 10.10 | 7.29 | 5.08 | 11.57 | 6.97 | 8.72 | 7.87 | 8.34 | 4.83 | 7.72 |
| 1987 | 9.21 | 8.25 | 9.19 | 6.07 | 8.73 | 8.50 | 5.88 | 6.55 | 8.67 | 9.57 | 9.48 | 6.11 | 8.02 |
| 1988 | 19.67 | 6.86 | 13.37 | 11.22 | 6.09 | 7.05 | 8.85 | 11.13 | 6.85 | 4.65 | 9.13 | 6.13 | 9.25 |
| 1989 | 7.29 | 12.04 | 8.23 | 7.44 | 6.40 | 8.06 | 8.36 | 5.75 | 5.37 | 9.38 | 7.06 | 7.88 | 7.77 |
| 1990 | 9.12 | 5.62 | 7.04 | 4.98 | 2.15 | 6.40 | 2.60 | 7.45 | 7.13 | -7.05 | 5.31 | 4.83 | 4.63 |
| 1991 | 5.06 | 8.21 | 8.79 | 6.50 | 6.36 | 8.14 | 4.63 | 12.22 | 8.14 | 5.60 | 6.11 | 4.75 | 7.04 |
| 1992 | 3.77 | 6.04 | 5.14 | 9.85 | 6.91 | 6.25 | 5.01 | 5.58 | 5.83 | 5.33 | 6.17 | 6.32 | 6.02 |
| 1993 | 8.21 | 9.29 | 9.12 | 7.42 | 5.87 | 6.38 | 5.36 | 4.24 | 5.16 | -7.49 | 6.70 | 7.10 | 5.61 |
| 1994 | 8.48 | 7.40 | 7.59 | 7.22 | 5.18 | 6.14 | 7.65 | 6.98 | 4.68 | 6.34 | 7.76 | 8.04 | 6.95 |
| 1995 | 8.21 | 9.34 | 9.61 | 15.78 | 8.53 | 7.20 | 5.88 | 4.75 | 4.86 | 6.67 | 8.91 | 9.04 | 8.23 |

San Antonio 500-600 lbs. Steers minus Heifers Seasonal Price Index



[Blank Page in Original Bulletin]

AMARILLO COWS, UTILITY 2-3


(Index per hundred lbs)

| YEAR | JAN | FEB | MAR | APR | MAY | JUN | JUL | AUG | SEP | OCT | NOV | DEC | AVG |
|------|-------|-------|-------|-------|-------|-------|-------|-------|-------|-------|-------|-------|-------|
| 1968 | 12.37 | 12.78 | 13.04 | 13.24 | 14.02 | 14.72 | 14.16 | 13.56 | 14.22 | 14.89 | 14.93 | 15.18 | 13.68 |
| 1969 | 16.74 | 17.55 | 18.65 | 18.81 | 19.31 | 17.56 | 16.40 | 17.55 | 17.94 | 16.24 | 15.25 | 17.25 | 17.51 |
| 1970 | 16.62 | 17.66 | 17.66 | 17.76 | 17.45 | 17.45 | 17.37 | 17.07 | 16.65 | 16.45 | 15.73 | 16.77 | 17.05 |
| 1971 | 16.85 | 17.35 | 18.15 | 17.78 | 17.83 | 18.67 | 17.74 | 17.80 | 17.25 | 16.84 | 16.85 | 16.57 | 17.44 |
| 1972 | 17.26 | 18.20 | 20.06 | 20.43 | 20.72 | 20.71 | 20.25 | 19.74 | 20.28 | 18.82 | 18.22 | 18.14 | 19.71 |
| 1973 | 21.10 | 21.41 | 22.33 | 22.72 | 23.45 | 23.28 | 23.14 | 22.78 | 24.73 | 24.21 | 24.14 | 24.07 | 24.21 |
| 1974 | 20.48 | 21.42 | 21.55 | 20.23 | 20.60 | 20.43 | 20.45 | 20.87 | 20.85 | 20.76 | 21.43 | 21.28 | 20.59 |
| 1975 | 22.75 | 23.75 | 24.55 | 24.33 | 24.25 | 24.21 | 24.05 | 24.00 | 24.50 | 24.54 | 24.78 | 24.37 | 24.51 |
| 1976 | 27.00 | 27.00 | 24.53 | 24.33 | 24.08 | 22.45 | 24.53 | 27.35 | 24.21 | 31.40 | 29.89 | 30.14 | 27.46 |
| 1977 | 35.85 | 34.42 | 33.29 | 32.81 | 29.38 | 28.38 | 28.48 | 24.78 | 25.44 | 19.25 | 18.65 | 19.82 | 28.34 |
| 1978 | 17.66 | 18.14 | 18.77 | 21.87 | 22.00 | 23.40 | 22.07 | 21.69 | 21.34 | 20.95 | 21.01 | 22.34 | 21.20 |
| 1979 | 24.58 | 27.78 | 27.82 | 29.88 | 30.41 | 27.23 | 25.73 | 24.05 | 23.28 | 21.69 | 21.27 | 21.27 | 25.77 |
| 1980 | 23.52 | 24.29 | 23.33 | 21.84 | 25.03 | 26.71 | 22.42 | 23.35 | 23.53 | 23.85 | 27.03 | 23.56 | 24.30 |
| 1981 | 27.51 | 31.19 | 31.40 | 33.12 | 37.43 | 38.52 | 34.64 | 37.03 | 37.44 | 37.55 | 39.80 | 44.10 | 34.87 |
| 1982 | 45.74 | 52.40 | 54.82 | 56.17 | 58.88 | 49.97 | 48.53 | 46.15 | 45.53 | 45.47 | 44.22 | 44.31 | 45.88 |
| 1983 | 47.31 | 51.78 | 49.82 | 47.17 | 45.20 | 43.25 | 41.05 | 44.52 | 43.55 | 44.05 | 40.47 | 41.55 | 43.70 |
| 1984 | 47.81 | 45.82 | 43.57 | 43.45 | 42.12 | 42.55 | 41.38 | 44.26 | 43.23 | 34.33 | 36.75 | 38.50 | 41.54 |
| 1985 | 37.69 | 38.34 | 39.53 | 40.71 | 41.35 | 41.82 | 40.53 | 41.30 | 38.13 | 35.81 | 37.43 | 37.32 | 38.51 |
| 1986 | 38.34 | 39.82 | 41.35 | 44.25 | 42.82 | 41.13 | 39.21 | 39.61 | 39.13 | 34.82 | 34.35 | 34.35 | 39.83 |
| 1987 | 37.34 | 42.27 | 41.81 | 42.41 | 40.50 | 38.87 | 37.72 | 38.34 | 35.19 | 35.39 | 35.63 | 35.27 | 38.32 |
| 1988 | 38.80 | 41.58 | 41.58 | 41.70 | 41.70 | 41.34 | 37.82 | 38.13 | 38.13 | 32.75 | 34.78 | 35.65 | 38.14 |
| 1989 | 35.82 | 37.00 | 37.00 | 37.00 | 37.00 | 37.00 | 37.00 | 37.00 | 37.00 | 37.00 | 37.00 | 37.00 | 37.00 |
| 1990 | 39.38 | 42.74 | 44.54 | 44.54 | 43.53 | 43.97 | 44.30 | 44.80 | 45.70 | 43.81 | 43.63 | 43.50 | 44.01 |
| 1991 | 42.83 | 43.70 | 46.30 | 51.23 | 49.26 | 44.88 | 45.58 | 45.70 | 47.33 | 44.50 | 44.02 | 43.25 | 47.68 |
| 1992 | 47.78 | 51.35 | 49.33 | 48.25 | 50.50 | 51.20 | 50.82 | 51.70 | 51.53 | 49.74 | 48.26 | 48.67 | 50.23 |
| 1993 | 51.20 | 52.00 | 52.25 | 48.18 | 53.00 | 53.75 | 53.35 | 51.50 | 54.75 | 49.82 | 48.73 | 50.54 | 53.70 |
| 1994 | 50.23 | 52.00 | 52.00 | 53.50 | 52.00 | 52.00 | 51.23 | 51.23 | 51.17 | 48.00 | 50.00 | 50.00 | 51.13 |
| 1995 | 49.75 | 49.00 | 50.20 | 50.38 | 48.13 | 48.95 | 47.75 | 50.00 | 49.15 | 47.25 | 48.87 | 48.14 | 48.91 |
| 1996 | 49.25 | 48.88 | 49.45 | 48.00 | 49.25 | 49.25 | 50.17 | 50.50 | 48.67 | 48.63 | 48.25 | 48.21 | 48.20 |
| 1997 | 48.75 | 49.38 | 49.50 | 48.83 | 48.80 | 48.13 | 48.50 | 44.52 | 42.50 | 38.30 | 37.00 | 38.17 | 44.82 |
| 1998 | 39.75 | 43.23 | 43.00 | 41.00 | 38.00 | 38.14 | 38.37 | 34.80 | 37.50 | 37.50 | 37.50 | 33.17 | 38.53 |

D. Slaughter Cow and Bull Prices

Amarillo Cows, Utility 2-3

Seasonal Price Index



[Blank Page in Original Bulletin]

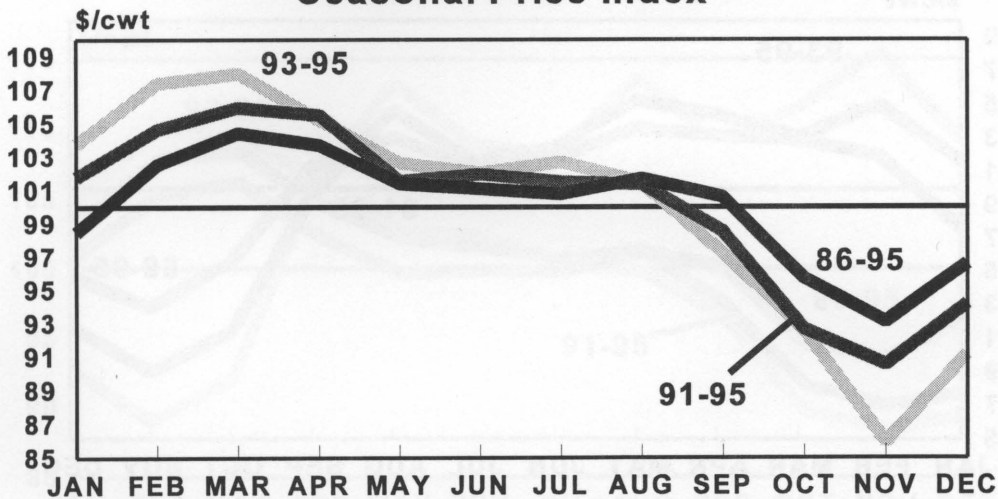
AMARILLO COWS, UTILITY 2-3

dollars per hundredweight

| YEAR | JAN | FEB | MAR | APR | MAY | JUN | JUL | AUG | SEP | OCT | NOV | DEC | AVG |
|------|-------|-------|-------|-------|-------|-------|-------|-------|-------|-------|-------|-------|-------|
| 1965 | 12.37 | 12.78 | 13.04 | 13.55 | 14.02 | 14.72 | 14.14 | 13.86 | 14.35 | 13.81 | 12.82 | 14.16 | 13.64 |
| 1966 | 15.74 | 17.58 | 19.05 | 18.61 | 18.41 | 17.56 | 16.40 | 17.56 | 17.84 | 18.58 | 15.92 | 17.25 | 17.54 |
| 1967 | 16.62 | 17.66 | 17.60 | 17.20 | 17.40 | 17.45 | 17.87 | 17.07 | 16.68 | 16.45 | 15.78 | 16.77 | 17.05 |
| 1968 | 16.65 | 17.35 | 18.15 | 17.70 | 17.84 | 18.47 | 17.74 | 17.80 | 17.25 | 16.84 | 16.53 | 16.97 | 17.44 |
| 1969 | 17.36 | 18.86 | 20.05 | 20.45 | 20.78 | 20.72 | 20.25 | 19.76 | 20.88 | 18.92 | 18.36 | 20.15 | 19.71 |
| 1970 | 21.10 | 21.31 | 22.33 | 22.15 | 20.46 | 20.39 | 19.14 | 19.78 | 24.78 | 19.82 | 19.12 | 19.37 | 20.81 |
| 1971 | 20.48 | 21.40 | 21.65 | 20.23 | 20.60 | 20.43 | 20.46 | 20.88 | 20.85 | 20.78 | 21.19 | 21.55 | 20.88 |
| 1972 | 22.78 | 23.75 | 24.30 | 24.33 | 24.55 | 24.92 | 25.08 | 25.50 | 25.90 | 25.66 | 25.75 | 26.35 | 24.91 |
| 1973 | 27.00 | 32.00 | 34.08 | 33.38 | 32.08 | 32.48 | 34.68 | 37.30 | 34.25 | 31.40 | 30.09 | 30.54 | 32.44 |
| 1974 | 33.68 | 34.48 | 33.29 | 32.81 | 29.30 | 26.38 | 25.46 | 25.78 | 21.44 | 19.35 | 18.66 | 19.00 | 26.64 |
| 1975 | 17.66 | 19.14 | 19.77 | 21.87 | 22.98 | 23.40 | 22.53 | 21.50 | 21.38 | 20.95 | 21.31 | 22.64 | 21.26 |
| 1976 | 24.98 | 27.75 | 27.82 | 30.86 | 30.81 | 27.25 | 26.13 | 24.88 | 23.25 | 21.69 | 21.97 | 21.87 | 25.77 |
| 1977 | 23.52 | 24.29 | 26.30 | 27.56 | 26.40 | 24.11 | 23.42 | 23.35 | 23.63 | 22.90 | 23.04 | 23.08 | 24.30 |
| 1978 | 27.31 | 31.19 | 33.40 | 35.12 | 37.43 | 35.62 | 34.64 | 37.00 | 37.44 | 37.58 | 39.60 | 44.10 | 35.87 |
| 1979 | 48.74 | 52.46 | 54.52 | 56.12 | 56.65 | 48.67 | 46.63 | 48.10 | 48.00 | 45.17 | 46.22 | 46.31 | 49.80 |
| 1980 | 47.31 | 51.79 | 49.56 | 47.69 | 45.20 | 43.95 | 41.06 | 44.62 | 43.06 | 44.98 | 40.47 | 41.46 | 45.10 |
| 1981 | 42.81 | 43.59 | 43.57 | 43.49 | 42.12 | 42.56 | 41.38 | 44.06 | 43.20 | 39.59 | 36.75 | 36.56 | 41.64 |
| 1982 | 37.09 | 38.34 | 39.63 | 40.71 | 41.38 | 41.61 | 40.83 | 41.30 | 39.10 | 36.91 | 32.25 | 33.02 | 38.51 |
| 1983 | 36.94 | 39.62 | 42.25 | 44.25 | 42.62 | 41.19 | 39.21 | 39.61 | 37.18 | 34.82 | 35.05 | 35.66 | 39.03 |
| 1984 | 37.94 | 40.27 | 41.81 | 42.41 | 40.50 | 38.67 | 37.72 | 38.35 | 35.19 | 35.38 | 34.69 | 36.97 | 38.33 |
| 1985 | 39.80 | 41.88 | 42.06 | 42.00 | 41.70 | 38.34 | 37.90 | 35.38 | 34.53 | 33.71 | 34.75 | 35.62 | 38.14 |
| 1986 | 35.60 | 37.00 | 37.66 | 35.25 | 36.06 | 37.78 | 36.67 | 36.81 | 38.19 | 39.25 | 38.34 | 37.43 | 37.17 |
| 1987 | 38.28 | 42.78 | 44.94 | 44.90 | 43.63 | 45.07 | 44.30 | 44.00 | 45.70 | 43.91 | 45.05 | 45.50 | 44.01 |
| 1988 | 47.63 | 49.10 | 50.30 | 51.22 | 49.56 | 44.60 | 46.58 | 48.30 | 47.38 | 46.00 | 44.90 | 45.33 | 47.58 |
| 1989 | 47.75 | 51.75 | 49.30 | 49.56 | 50.30 | 51.00 | 50.83 | 51.70 | 51.88 | 49.75 | 48.60 | 50.67 | 50.26 |
| 1990 | 51.30 | 52.00 | 56.25 | 55.19 | 55.00 | 53.75 | 53.38 | 55.60 | 54.75 | 49.88 | 44.75 | 50.50 | 52.70 |
| 1991 | 50.38 | 52.00 | 53.00 | 55.50 | 52.00 | 52.00 | 51.20 | 51.25 | 51.17 | 45.00 | 50.00 | 50.00 | 51.13 |
| 1992 | 48.75 | 49.00 | 50.30 | 50.38 | 48.13 | 49.90 | 48.75 | 50.00 | 49.10 | 47.75 | 46.67 | 48.13 | 48.91 |
| 1993 | 48.25 | 48.88 | 49.40 | 49.00 | 49.25 | 49.20 | 50.17 | 50.60 | 48.63 | 45.63 | 44.50 | 46.83 | 48.36 |
| 1994 | 48.75 | 49.38 | 49.90 | 48.63 | 46.40 | 46.13 | 46.50 | 44.50 | 42.00 | 38.88 | 37.00 | 40.17 | 44.85 |
| 1995 | 39.75 | 43.25 | 43.00 | 41.00 | 39.60 | 39.14 | 38.67 | 38.60 | 37.50 | 37.50 | 31.75 | 33.17 | 38.58 |

Amarillo Cows, Utility 2-3

Seasonal Price Index



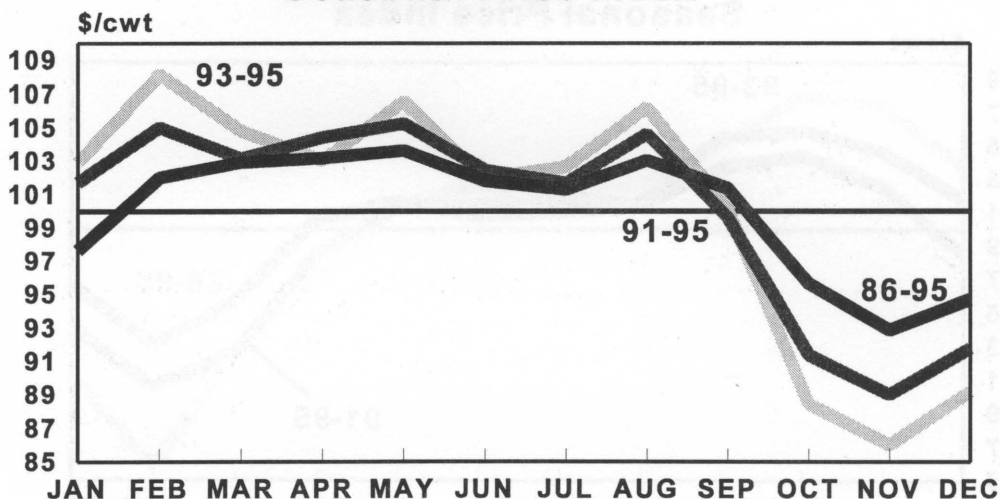
AMARILLO COWS, CUTTER 1-2

dollars per hundredweight

| YEAR | JAN | FEB | MAR | APR | MAY | JUN | JUL | AUG | SEP | OCT | NOV | DEC | AVG |
|------|-------|-------|-------|-------|-------|-------|-------|-------|-------|-------|-------|-------|-------|
| 1965 | 11.92 | 11.89 | 12.28 | 12.41 | 12.00 | 11.68 | 10.84 | 10.25 | 10.76 | 11.05 | 10.49 | 11.25 | 11.40 |
| 1966 | 15.93 | 15.49 | 15.78 | 16.50 | 16.62 | 16.95 | 16.62 | 16.45 | 17.34 | 16.76 | 17.17 | 17.95 | 16.63 |
| 1967 | 15.85 | 16.87 | 16.76 | 16.90 | 16.73 | 16.83 | 17.17 | 16.27 | 15.56 | 15.43 | 14.79 | 15.77 | 16.24 |
| 1968 | 15.75 | 16.16 | 16.44 | 16.06 | 16.10 | 16.75 | 16.32 | 16.40 | 16.02 | 15.27 | 15.00 | 15.38 | 15.97 |
| 1969 | 15.75 | 16.81 | 17.48 | 18.26 | 19.24 | 19.06 | 18.09 | 17.30 | 18.00 | 17.15 | 16.69 | 17.94 | 17.65 |
| 1970 | 18.94 | 19.38 | 19.90 | 19.85 | 18.96 | 18.62 | 18.19 | 18.75 | 18.33 | 18.06 | 17.25 | 17.96 | 18.68 |
| 1971 | 19.04 | 19.60 | 19.80 | 18.58 | 19.19 | 19.45 | 18.68 | 19.75 | 20.00 | 19.62 | 19.50 | 19.90 | 19.43 |
| 1972 | 21.06 | 21.90 | 22.60 | 22.82 | 23.75 | 23.75 | 23.25 | 23.05 | 24.44 | 24.00 | 23.60 | 24.67 | 23.24 |
| 1973 | 25.10 | 28.88 | 31.09 | 30.69 | 29.68 | 30.27 | 32.14 | 34.67 | 31.38 | 28.95 | 28.28 | 28.04 | 29.93 |
| 1974 | 29.15 | 30.23 | 30.14 | 29.75 | 27.20 | 24.25 | 22.79 | 23.56 | 19.75 | 17.50 | 17.12 | 17.12 | 24.05 |
| 1975 | 15.42 | 16.59 | 17.94 | 20.04 | 20.95 | 21.78 | 19.62 | 18.81 | 18.78 | 18.05 | 18.88 | 19.82 | 18.89 |
| 1976 | 20.47 | 23.94 | 24.77 | 27.88 | 28.12 | 24.75 | 23.38 | 22.44 | 21.10 | 19.51 | 19.28 | 18.98 | 22.89 |
| 1977 | 20.81 | 21.44 | 24.55 | 25.75 | 24.50 | 22.62 | 21.75 | 21.80 | 21.72 | 20.19 | 20.47 | 20.83 | 22.20 |
| 1978 | 23.78 | 28.50 | 30.70 | 31.75 | 35.20 | 33.44 | 32.72 | 33.70 | 33.25 | 33.42 | 35.54 | 38.27 | 32.52 |
| 1979 | 43.72 | 48.38 | 50.10 | 49.75 | 52.66 | 44.73 | 44.83 | 43.79 | 46.17 | 42.10 | 44.00 | 42.06 | 46.02 |
| 1980 | 44.38 | 45.17 | 46.75 | 42.72 | 41.77 | 40.52 | 39.25 | 41.25 | 39.25 | 41.79 | 37.53 | 37.27 | 41.47 |
| 1981 | 38.90 | 40.67 | 40.42 | 41.28 | 39.44 | 38.31 | 37.69 | 41.44 | 40.79 | 35.90 | 34.78 | 33.94 | 38.63 |
| 1982 | 34.55 | 35.50 | 35.50 | 36.24 | 37.33 | 36.62 | 37.17 | 37.72 | 35.75 | 33.75 | 29.19 | 29.47 | 34.90 |
| 1983 | 33.50 | 35.12 | 36.50 | 37.88 | 38.47 | 37.81 | 36.04 | 36.03 | 34.44 | 32.56 | 32.59 | 32.69 | 35.30 |
| 1984 | 33.44 | 37.00 | 37.88 | 37.94 | 36.86 | 35.41 | 34.66 | 36.50 | 32.94 | 32.12 | 31.81 | 34.08 | 35.05 |
| 1985 | 36.50 | 38.29 | 38.80 | 38.88 | 38.00 | 36.94 | 35.95 | 34.81 | 33.34 | 32.67 | 32.12 | 33.56 | 35.82 |
| 1986 | 33.10 | 34.00 | 35.12 | 32.60 | 33.12 | 34.91 | 34.50 | 33.75 | 35.50 | 35.65 | 35.00 | 34.93 | 34.35 |
| 1987 | 35.66 | 39.94 | 42.91 | 42.05 | 41.94 | 43.00 | 42.55 | 41.69 | 43.55 | 42.88 | 43.00 | 42.13 | 41.78 |
| 1988 | 42.66 | 45.47 | 46.40 | 48.63 | 47.25 | 43.00 | 44.33 | 45.45 | 44.88 | 43.31 | 42.30 | 42.50 | 44.68 |
| 1989 | 45.00 | 47.88 | 46.50 | 46.75 | 46.80 | 48.17 | 48.50 | 47.95 | 49.44 | 46.00 | 44.20 | 45.00 | 46.85 |
| 1990 | 46.40 | 47.00 | 51.25 | 50.63 | 51.70 | 49.88 | 48.63 | 50.70 | 49.63 | 48.00 | 44.63 | 46.50 | 48.75 |
| 1991 | 46.13 | 48.00 | 48.25 | 51.50 | 51.00 | 49.88 | 48.00 | 48.00 | 46.38 | 43.80 | 42.63 | 43.83 | 47.28 |
| 1992 | 45.25 | 44.13 | 43.90 | 45.50 | 43.50 | 44.20 | 43.63 | 45.63 | 44.00 | 43.13 | 42.17 | 43.00 | 44.00 |
| 1993 | 44.13 | 44.25 | 44.00 | 44.50 | 49.25 | 43.60 | 45.17 | 45.13 | 43.88 | 40.50 | 39.20 | 41.33 | 43.75 |
| 1994 | 43.50 | 44.25 | 44.00 | 43.38 | 42.40 | 42.13 | 41.00 | 45.50 | 41.13 | 35.25 | 34.70 | 34.17 | 40.95 |
| 1995 | 34.85 | 40.25 | 36.75 | 34.75 | 35.20 | 35.60 | 36.00 | 35.80 | 34.13 | 29.54 | 28.50 | 30.67 | 34.34 |

Amarillo Cows, Cutter 1-2

Seasonal Price Index

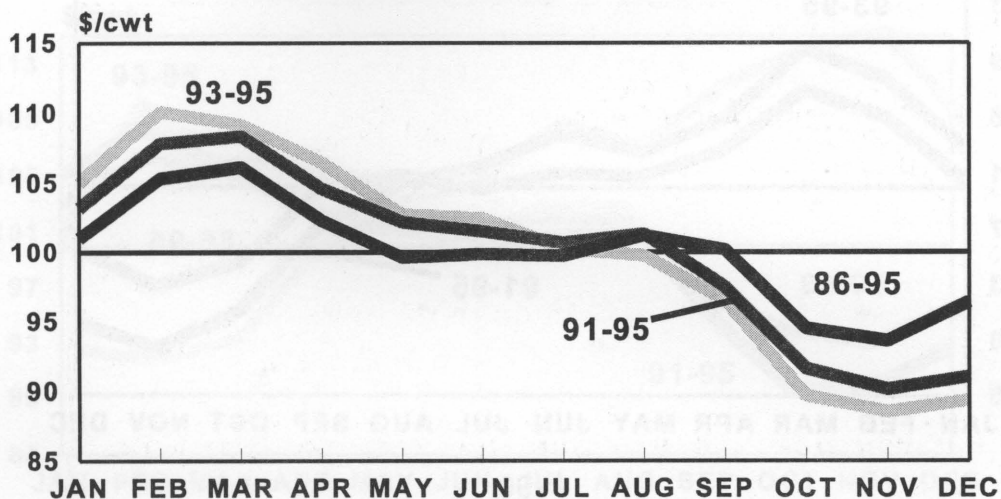


SAN ANGELO COWS, UTILITY 2-3

dollars per hundredweight

| YEAR | JAN | FEB | MAR | APR | MAY | JUN | JUL | AUG | SEP | OCT | NOV | DEC | AVG |
|------|-------|-------|-------|-------|-------|-------|-------|-------|-------|-------|-------|-------|-------|
| 1966 | 15.81 | 17.00 | 18.12 | 17.75 | 17.50 | 16.62 | 16.00 | 16.68 | 17.30 | 16.06 | 15.50 | 16.00 | 16.70 |
| 1967 | 16.43 | 17.31 | 17.10 | 17.00 | 16.18 | 16.10 | 16.75 | 16.56 | 17.19 | 15.88 | 15.88 | 16.25 | 16.55 |
| 1968 | 16.62 | 17.75 | 18.38 | 18.75 | 17.75 | 17.50 | 17.75 | 17.50 | 17.25 | 17.00 | 16.38 | 17.63 | 17.52 |
| 1969 | 17.75 | 18.44 | 19.19 | 19.30 | 19.08 | 19.12 | 18.94 | 19.19 | 19.56 | 18.55 | 18.69 | 19.67 | 18.96 |
| 1970 | 19.75 | 21.44 | 22.75 | 21.95 | 19.62 | 20.00 | 19.35 | 19.62 | 19.70 | 19.00 | 17.94 | 18.94 | 20.01 |
| 1971 | 19.62 | 20.44 | 20.35 | 19.94 | 20.75 | 20.70 | 20.38 | 22.12 | 22.50 | 21.75 | 21.19 | 22.62 | 21.03 |
| 1972 | 22.50 | 23.62 | 23.90 | 23.94 | 24.60 | 24.75 | 25.31 | 26.00 | 25.69 | 26.25 | 25.50 | 26.42 | 24.87 |
| 1973 | 28.80 | 34.31 | 34.31 | 32.81 | 32.25 | 32.62 | 34.31 | 36.85 | 34.38 | 33.20 | 31.50 | 31.83 | 33.10 |
| 1974 | 33.50 | 35.00 | 33.12 | 31.12 | 27.35 | 25.06 | 23.44 | 24.56 | 22.06 | 19.00 | 16.83 | 18.58 | 25.80 |
| 1975 | 16.95 | 19.50 | 19.88 | 21.15 | 22.44 | 21.75 | 21.56 | 21.38 | 20.81 | 21.35 | 21.58 | 23.00 | 20.95 |
| 1976 | 24.50 | 27.38 | 28.40 | 30.06 | 29.56 | 27.00 | 26.88 | 25.38 | 23.75 | 22.94 | 21.58 | 23.50 | 25.91 |
| 1977 | 27.96 | 26.31 | 27.20 | 27.62 | 25.62 | 25.95 | 23.92 | 24.50 | 23.81 | 22.88 | 23.94 | 25.50 | 25.43 |
| 1978 | 28.69 | 32.19 | 34.65 | 36.25 | 36.49 | 35.50 | 35.83 | 38.00 | 39.44 | 39.50 | 40.75 | 45.83 | 36.93 |
| 1979 | 51.10 | 56.50 | 58.50 | 61.12 | 54.00 | 50.25 | 45.08 | 48.10 | 49.88 | 47.50 | 48.17 | 48.67 | 51.57 |
| 1980 | 49.85 | 54.88 | 51.62 | 46.50 | 44.00 | 44.62 | 42.06 | 45.62 | 45.00 | 44.35 | 43.92 | 44.50 | 46.41 |
| 1981 | 45.19 | 47.50 | 45.75 | 45.40 | 43.62 | 44.25 | 44.00 | 45.56 | 42.70 | 42.38 | 40.00 | 38.25 | 43.72 |
| 1982 | 39.75 | 44.38 | 44.40 | 43.38 | 45.00 | 43.12 | 42.38 | 41.25 | 39.30 | 39.25 | 38.67 | 39.12 | 41.67 |
| 1983 | 40.25 | 45.75 | 47.00 | 45.00 | 43.12 | 42.62 | 40.75 | 39.65 | 38.00 | 37.75 | 38.06 | 41.67 | 41.64 |
| 1984 | 39.62 | 43.70 | 44.88 | 44.12 | 38.00 | 37.75 | 37.00 | 38.40 | 37.25 | 39.40 | 37.25 | 38.00 | 39.61 |
| 1985 | 42.85 | 45.88 | 44.44 | 43.81 | 41.72 | 40.34 | 38.25 | 39.62 | 38.38 | 40.15 | 40.17 | 39.08 | 41.22 |
| 1986 | 39.53 | 41.09 | 40.88 | 36.25 | 37.60 | 41.16 | 39.03 | 38.50 | 40.06 | 39.50 | 39.21 | 39.88 | 39.39 |
| 1987 | 43.47 | 46.28 | 47.60 | 46.40 | 44.31 | 46.60 | 45.31 | 45.94 | 47.82 | 45.40 | 44.21 | 49.13 | 46.04 |
| 1988 | 50.69 | 52.13 | 52.15 | 50.60 | 47.31 | 45.08 | 51.08 | 50.23 | 49.91 | 48.72 | 48.10 | 49.46 | 49.62 |
| 1989 | 51.91 | 54.07 | 52.68 | 52.04 | 50.85 | 51.47 | 51.21 | 52.15 | 53.53 | 49.82 | 50.78 | 53.09 | 51.97 |
| 1990 | 54.05 | 55.78 | 58.53 | 57.22 | 55.28 | 53.72 | 52.67 | 58.05 | 57.57 | 52.20 | 52.59 | 54.42 | 55.17 |
| 1991 | 54.43 | 56.85 | 58.22 | 55.50 | 57.07 | 55.72 | 56.56 | 56.55 | 55.31 | 52.05 | 50.00 | 50.75 | 54.92 |
| 1992 | 50.71 | 52.46 | 53.53 | 50.98 | 48.65 | 48.75 | 48.84 | 50.97 | 47.33 | 45.81 | 45.83 | 46.20 | 49.17 |
| 1993 | 47.68 | 51.08 | 50.90 | 50.00 | 49.88 | 49.94 | 50.10 | 48.58 | 47.61 | 44.17 | 42.40 | 43.22 | 47.96 |
| 1994 | 45.50 | 46.70 | 49.50 | 46.39 | 44.05 | 43.60 | 43.33 | 43.14 | 41.97 | 38.25 | 38.75 | 40.58 | 43.48 |
| 1995 | 40.61 | 42.50 | 38.67 | 39.25 | 36.95 | 37.03 | 34.33 | 35.38 | 33.42 | 31.82 | 31.67 | 30.05 | 35.97 |

San Angelo Cows, Utility 2-3 Seasonal Price Index

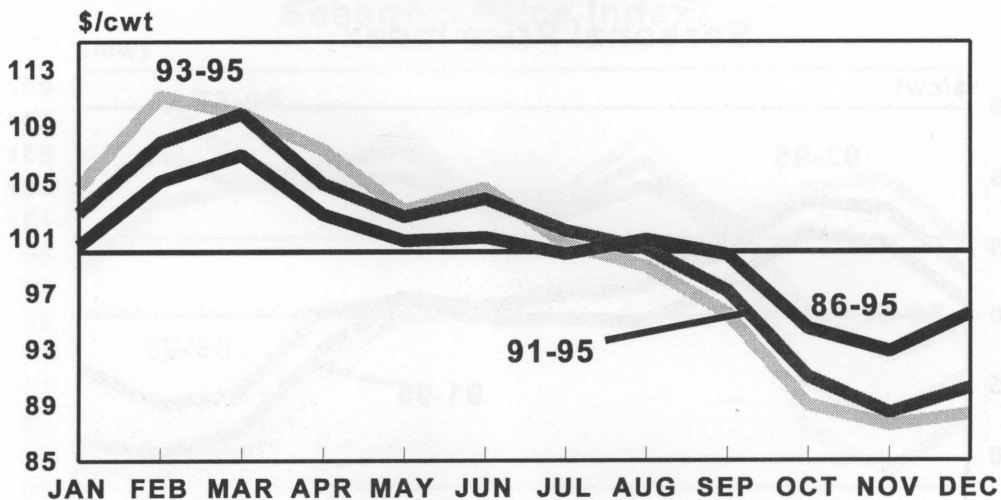


SAN ANGELO COWS, CUTTER 1-2

dollars per hundredweight

| YEAR | JAN | FEB | MAR | APR | MAY | JUN | JUL | AUG | SEP | OCT | NOV | DEC | AVG |
|------|-------|-------|-------|-------|-------|-------|-------|-------|-------|-------|-------|-------|-------|
| 1966 | 14.63 | 16.00 | 17.25 | 16.75 | 17.00 | 15.87 | 15.06 | 15.25 | 16.30 | 15.13 | 14.56 | 15.13 | 15.74 |
| 1967 | 15.69 | 17.06 | 16.35 | 16.43 | 15.31 | 14.80 | 15.75 | 15.50 | 16.19 | 15.38 | 15.13 | 15.43 | 15.75 |
| 1968 | 19.75 | 20.38 | 20.44 | 20.19 | 19.85 | 19.75 | 19.88 | 19.94 | 19.94 | 19.85 | 19.38 | 20.13 | 19.96 |
| 1969 | 16.75 | 17.75 | 18.06 | 18.15 | 18.00 | 18.00 | 17.62 | 18.19 | 18.38 | 17.70 | 17.94 | 18.67 | 17.93 |
| 1970 | 18.75 | 20.19 | 21.19 | 20.45 | 18.62 | 19.25 | 18.80 | 18.81 | 18.90 | 18.25 | 17.25 | 18.12 | 19.05 |
| 1971 | 18.75 | 20.00 | 19.80 | 19.12 | 19.75 | 19.90 | 19.81 | 21.12 | 21.25 | 20.50 | 19.75 | 21.00 | 20.06 |
| 1972 | 20.94 | 22.38 | 22.70 | 22.88 | 23.45 | 23.50 | 24.00 | 24.25 | 24.12 | 24.50 | 24.00 | 25.00 | 23.48 |
| 1973 | 26.30 | 31.75 | 32.00 | 30.44 | 30.20 | 30.31 | 32.31 | 33.25 | 31.56 | 30.70 | 29.33 | 29.58 | 30.64 |
| 1974 | 31.00 | 32.56 | 31.12 | 29.75 | 26.00 | 22.94 | 21.25 | 22.12 | 20.12 | 16.85 | 14.83 | 16.33 | 23.74 |
| 1975 | 15.35 | 17.56 | 17.75 | 18.90 | 19.69 | 19.81 | 19.44 | 19.69 | 19.00 | 18.60 | 19.66 | 20.38 | 18.82 |
| 1976 | 21.38 | 24.38 | 25.75 | 27.62 | 27.12 | 24.62 | 25.38 | 24.06 | 21.60 | 20.75 | 20.00 | 21.50 | 23.68 |
| 1977 | 26.50 | 24.38 | 25.15 | 26.31 | 24.56 | 23.20 | 23.33 | 24.05 | 23.12 | 21.94 | 21.81 | 23.33 | 23.97 |
| 1978 | 26.25 | 28.88 | 31.40 | 33.25 | 34.50 | 34.12 | 34.17 | 35.60 | 36.19 | 37.12 | 38.12 | 42.67 | 34.36 |
| 1979 | 47.20 | 52.38 | 53.88 | 57.12 | 52.30 | 49.25 | 43.17 | 46.90 | 48.62 | 46.50 | 46.33 | 47.33 | 49.25 |
| 1980 | 48.70 | 51.88 | 48.88 | 44.60 | 42.19 | 43.50 | 41.56 | 45.00 | 44.06 | 43.20 | 41.13 | 40.83 | 44.63 |
| 1981 | 42.81 | 44.06 | 44.25 | 44.30 | 42.88 | 43.38 | 42.12 | 44.00 | 40.85 | 40.25 | 37.17 | 36.75 | 41.90 |
| 1982 | 37.62 | 41.00 | 40.60 | 40.75 | 42.12 | 40.62 | 39.75 | 38.88 | 36.70 | 35.62 | 35.42 | 36.88 | 38.83 |
| 1983 | 37.00 | 41.75 | 42.40 | 41.00 | 39.38 | 40.38 | 37.12 | 37.50 | 36.38 | 36.00 | 35.62 | 38.17 | 38.56 |
| 1984 | 37.88 | 41.30 | 42.25 | 40.62 | 35.60 | 34.62 | 33.33 | 35.00 | 34.12 | 36.98 | 34.83 | 35.50 | 36.84 |
| 1985 | 39.30 | 41.62 | 40.38 | 39.94 | 39.88 | 38.50 | 37.50 | 36.33 | 36.03 | 36.70 | 37.33 | 37.67 | 38.43 |
| 1986 | 37.28 | 38.62 | 39.52 | 33.67 | 35.75 | 38.09 | 36.49 | 36.75 | 38.78 | 38.53 | 37.54 | 37.67 | 37.39 |
| 1987 | 41.47 | 42.94 | 43.97 | 43.58 | 42.97 | 46.22 | 44.59 | 44.72 | 46.25 | 44.28 | 45.08 | 48.29 | 44.53 |
| 1988 | 48.78 | 51.53 | 50.90 | 50.47 | 48.50 | 44.65 | 48.33 | 48.90 | 47.75 | 45.97 | 45.44 | 46.34 | 48.13 |
| 1989 | 50.38 | 52.01 | 50.15 | 50.07 | 49.00 | 48.69 | 48.13 | 50.55 | 51.03 | 47.63 | 47.53 | 49.71 | 49.57 |
| 1990 | 51.20 | 53.88 | 58.41 | 56.97 | 55.08 | 51.82 | 51.58 | 55.88 | 54.78 | 51.70 | 50.88 | 52.63 | 53.73 |
| 1991 | 52.65 | 55.38 | 57.66 | 58.00 | 54.98 | 55.50 | 55.06 | 53.63 | 53.31 | 49.80 | 46.00 | 49.25 | 53.44 |
| 1992 | 48.29 | 48.83 | 52.68 | 44.15 | 47.40 | 47.75 | 48.06 | 48.56 | 46.25 | 43.95 | 43.83 | 43.60 | 46.95 |
| 1993 | 46.36 | 50.08 | 49.20 | 49.13 | 47.94 | 48.50 | 48.79 | 48.13 | 45.93 | 43.17 | 40.50 | 40.81 | 46.55 |
| 1994 | 44.21 | 47.38 | 48.57 | 45.89 | 43.60 | 43.75 | 40.83 | 40.07 | 39.94 | 36.57 | 37.75 | 39.08 | 42.30 |
| 1995 | 38.46 | 39.56 | 37.71 | 37.31 | 35.40 | 36.65 | 34.33 | 33.75 | 31.88 | 30.00 | 29.67 | 29.00 | 34.48 |

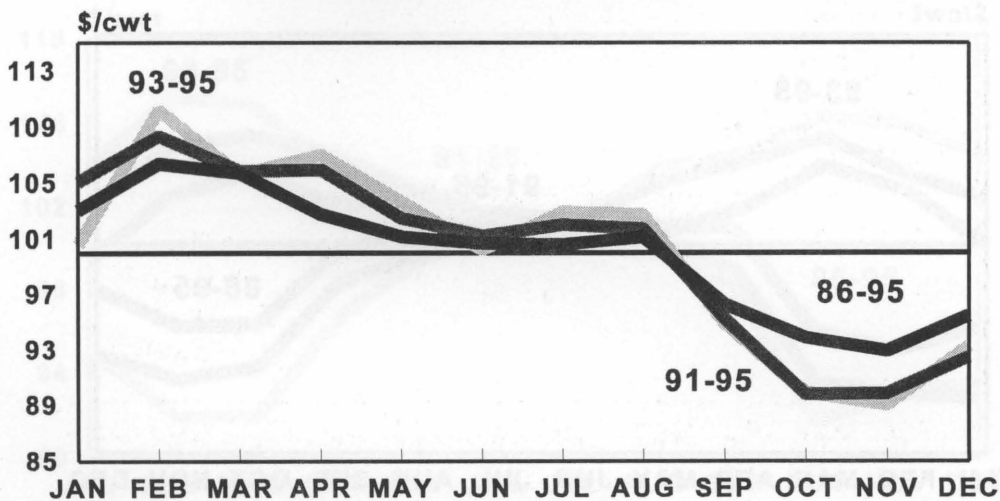
San Angelo Cows, Cutter 1-2 Seasonal Price Index



SAN ANTONIO COWS,
UTILITY 2-3 (1965-1993), Utility 1-3 (1994-present)
 dollars per hundredweight

| YEAR | JAN | FEB | MAR | APR | MAY | JUN | JUL | AUG | SEP | OCT | NOV | DEC | AVG |
|------|-------|-------|-------|-------|-------|-------|-------|-------|-------|-------|-------|-------|-------|
| 1965 | 13.70 | 14.34 | 14.27 | 14.19 | 14.10 | 14.45 | 14.38 | 14.35 | 14.40 | 14.70 | 14.51 | 15.34 | 14.39 |
| 1966 | 16.33 | 17.70 | 18.40 | 18.22 | 18.55 | 17.16 | 17.20 | 17.56 | 18.11 | 17.09 | 16.78 | 17.15 | 17.52 |
| 1967 | 18.19 | 18.27 | 17.89 | 17.69 | 17.12 | 16.92 | 17.19 | 17.01 | 18.41 | 17.00 | 16.33 | 16.88 | 17.41 |
| 1968 | 17.60 | 19.09 | 19.42 | 19.27 | 17.85 | 18.10 | 17.98 | 18.02 | 18.37 | 17.80 | 17.12 | 18.11 | 18.23 |
| 1969 | 19.12 | 20.24 | 20.91 | 20.92 | 20.75 | 20.80 | 20.19 | 20.55 | 20.14 | 19.98 | 19.75 | 21.55 | 20.41 |
| 1970 | 22.62 | 23.57 | 24.26 | 22.38 | 20.92 | 20.75 | 20.67 | 20.07 | 20.53 | 20.20 | 19.23 | 20.80 | 21.33 |
| 1971 | 20.93 | 21.74 | 22.27 | 20.82 | 21.76 | 20.95 | 21.32 | 22.74 | 22.87 | 23.08 | 22.12 | 23.78 | 22.03 |
| 1972 | 24.23 | 25.75 | 26.03 | 24.90 | 26.11 | 25.24 | 25.42 | 25.78 | 26.71 | 26.72 | 26.70 | 28.45 | 26.00 |
| 1973 | 29.67 | 35.29 | 36.66 | 33.98 | 31.94 | 32.44 | 35.23 | 38.27 | 35.84 | 34.93 | 31.44 | 32.42 | 34.01 |
| 1974 | 33.99 | 35.31 | 33.53 | 32.11 | 28.70 | 25.79 | 26.70 | 24.65 | 22.21 | 18.92 | 17.95 | 18.85 | 26.56 |
| 1975 | 18.05 | 19.52 | 19.84 | 20.74 | 21.75 | 21.76 | 21.01 | 20.17 | 20.66 | 20.36 | 21.31 | 23.13 | 20.69 |
| 1976 | 24.05 | 27.16 | 28.02 | 31.14 | 30.03 | 27.16 | 26.85 | 25.59 | 23.10 | 21.96 | 21.42 | 23.39 | 25.82 |
| 1977 | 26.12 | 27.33 | 28.61 | 27.87 | 25.61 | 24.29 | 23.88 | 23.21 | 22.82 | 22.74 | 24.30 | 26.62 | 25.28 |
| 1978 | 28.92 | 32.56 | 34.34 | 36.40 | 36.67 | 36.00 | 35.71 | 36.89 | 39.20 | 41.37 | 41.09 | 45.30 | 37.04 |
| 1979 | 49.68 | 55.30 | 55.75 | 60.40 | 55.59 | 51.18 | 50.44 | 51.43 | 48.66 | 45.92 | 48.23 | 49.24 | 51.82 |
| 1980 | 51.54 | 55.23 | 52.47 | 47.97 | 45.33 | 43.37 | 43.18 | 47.23 | 45.68 | 44.89 | 44.98 | 45.17 | 47.25 |
| 1981 | 45.08 | 48.63 | 46.63 | 44.93 | 43.45 | 43.75 | 44.17 | 43.21 | 43.39 | 41.18 | 38.07 | 39.62 | 43.51 |
| 1982 | 39.62 | 46.34 | 43.24 | 42.32 | 40.62 | 41.03 | 40.16 | 39.26 | 37.80 | 36.10 | 37.11 | 38.03 | 40.14 |
| 1983 | 38.72 | 42.89 | 46.04 | 43.24 | 42.50 | 41.98 | 41.22 | 39.10 | 38.22 | 35.30 | 35.08 | 36.08 | 40.03 |
| 1984 | 38.10 | 41.43 | 44.80 | 42.75 | 37.33 | 37.16 | 34.72 | 35.56 | 33.44 | 36.25 | 36.08 | 35.58 | 37.77 |
| 1985 | 40.05 | 42.94 | 45.25 | 42.06 | 38.62 | 38.06 | 38.62 | 37.16 | 35.22 | 35.77 | 35.72 | 37.06 | 38.88 |
| 1986 | 37.12 | 40.17 | 41.47 | 35.25 | 36.56 | 38.50 | 37.02 | 36.34 | 37.00 | 37.70 | 36.53 | 38.24 | 37.66 |
| 1987 | 40.00 | 43.12 | 45.03 | 43.18 | 41.59 | 45.62 | 45.75 | 45.97 | 46.85 | 45.95 | 44.88 | 45.98 | 44.49 |
| 1988 | 50.66 | 52.03 | 51.00 | 51.20 | 48.97 | 45.69 | 47.15 | 49.47 | 43.25 | 46.13 | 45.96 | 46.72 | 48.19 |
| 1989 | 48.16 | 48.25 | 50.50 | 46.50 | 48.63 | 45.75 | 47.75 | 47.94 | 45.22 | 42.50 | 42.00 | 44.00 | 46.43 |
| 1990 | 55.00 | 55.00 | 53.25 | 51.50 | 52.41 | 53.31 | 49.00 | 50.00 | 50.00 | 51.50 | 50.00 | 50.00 | 51.75 |
| 1991 | 50.00 | 52.50 | 54.00 | 54.58 | 52.00 | 54.44 | 53.00 | 52.40 | 52.00 | 46.50 | 48.86 | 49.07 | 51.61 |
| 1992 | 49.14 | 51.89 | 49.58 | 48.56 | 47.04 | 45.84 | 49.72 | 50.42 | 46.50 | 45.36 | 40.50 | 41.47 | 47.17 |
| 1993 | 51.50 | 51.50 | 47.50 | 51.00 | 48.35 | 49.00 | 47.75 | 48.50 | 43.00 | 41.67 | 44.33 | 44.67 | 47.40 |
| 1994 | 46.44 | 48.86 | 48.75 | 48.25 | 47.83 | 43.56 | 44.71 | 43.00 | 41.64 | 37.19 | 38.19 | 42.67 | 44.26 |
| 1995 | 41.00 | 40.75 | 40.00 | 37.69 | 37.00 | 36.50 | 36.00 | 36.22 | 32.75 | 32.72 | 31.71 | 31.75 | 48.87 |

San Antonio Cows, Utility
Seasonal Price Index



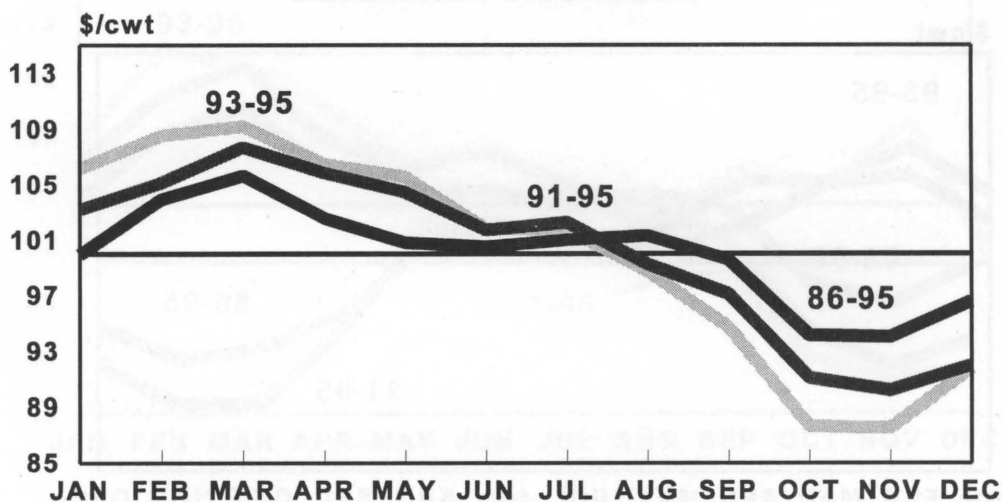
SAN ANTONIO COWS, CUTTER 1-2

dollars per hundredweight

| YEAR | JAN | FEB | MAR | APR | MAY | JUN | JUL | AUG | SEP | OCT | NOV | DEC | AVG |
|------|-------|-------|-------|-------|-------|-------|-------|-------|-------|-------|-------|-------|-------|
| 1965 | 12.39 | 13.24 | 13.16 | 13.16 | 12.76 | 13.15 | 12.97 | 13.43 | 13.21 | 13.21 | 13.44 | 14.27 | 13.20 |
| 1966 | 14.83 | 15.92 | 16.51 | 16.71 | 17.08 | 16.09 | 16.10 | 16.60 | 16.94 | 16.00 | 15.34 | 15.75 | 16.16 |
| 1967 | 16.71 | 16.89 | 16.30 | 16.35 | 15.97 | 15.94 | 16.37 | 15.58 | 16.61 | 16.13 | 15.33 | 15.73 | 16.16 |
| 1968 | 16.37 | 17.55 | 18.29 | 18.45 | 17.39 | 17.60 | 17.55 | 17.15 | 17.47 | 16.93 | 16.24 | 16.96 | 17.33 |
| 1969 | 17.95 | 18.84 | 19.20 | 18.92 | 19.18 | 19.23 | 19.01 | 19.76 | 20.12 | 18.71 | 18.61 | 19.99 | 19.13 |
| 1970 | 20.71 | 22.06 | 22.71 | 20.92 | 19.68 | 19.61 | 19.50 | 19.20 | 19.40 | 18.91 | 17.78 | 19.14 | 19.97 |
| 1971 | 19.55 | 20.20 | 20.82 | 19.10 | 20.05 | 19.99 | 20.08 | 21.09 | 21.37 | 21.59 | 20.74 | 22.36 | 20.58 |
| 1972 | 22.62 | 24.12 | 24.75 | 24.30 | 24.74 | 24.17 | 24.73 | 24.72 | 24.40 | 25.77 | 24.66 | 26.04 | 24.59 |
| 1973 | 27.32 | 32.35 | 33.89 | 31.46 | 30.28 | 29.86 | 32.35 | 34.95 | 33.04 | 32.38 | 29.47 | 29.92 | 31.44 |
| 1974 | 31.19 | 32.75 | 31.06 | 30.42 | 27.62 | 24.83 | 27.67 | 23.54 | 20.61 | 19.69 | 16.81 | 16.78 | 25.25 |
| 1975 | 16.40 | 18.33 | 17.95 | 19.45 | 19.48 | 19.50 | 19.21 | 17.70 | 17.94 | 17.42 | 18.82 | 20.03 | 18.52 |
| 1976 | 21.34 | 24.01 | 25.69 | 28.23 | 27.02 | 24.91 | 25.24 | 24.02 | 21.28 | 20.22 | 19.24 | 21.74 | 23.58 |
| 1977 | 23.88 | 25.21 | 26.24 | 26.08 | 23.89 | 22.58 | 22.42 | 21.50 | 21.08 | 20.59 | 22.17 | 24.38 | 23.34 |
| 1978 | 26.68 | 30.15 | 31.80 | 33.81 | 33.51 | 33.00 | 32.66 | 34.19 | 36.38 | 38.97 | 39.58 | 43.54 | 34.52 |
| 1979 | 47.22 | 53.03 | 54.79 | 57.66 | 53.74 | 50.61 | 49.12 | 49.49 | 47.06 | 45.30 | 47.11 | 46.85 | 50.17 |
| 1980 | 50.11 | 53.64 | 50.22 | 45.20 | 42.83 | 40.77 | 40.85 | 44.99 | 43.75 | 43.02 | 42.63 | 42.82 | 45.07 |
| 1981 | 42.66 | 45.90 | 44.77 | 43.64 | 41.90 | 42.09 | 42.80 | 41.78 | 41.41 | 37.95 | 34.84 | 36.58 | 41.36 |
| 1982 | 37.43 | 39.27 | 40.37 | 39.75 | 38.49 | 37.78 | 35.27 | 36.55 | 34.40 | 33.78 | 34.93 | 34.92 | 36.91 |
| 1983 | 35.22 | 39.68 | 42.62 | 39.64 | 38.89 | 39.41 | 39.22 | 36.75 | 35.65 | 32.59 | 32.59 | 32.94 | 37.10 |
| 1984 | 35.38 | 39.24 | 41.75 | 38.91 | 32.59 | 31.97 | 30.34 | 32.52 | 31.56 | 31.78 | 30.34 | 31.13 | 33.96 |
| 1985 | 35.46 | 38.75 | 37.97 | 36.50 | 34.12 | 35.19 | 34.70 | 32.92 | 32.85 | 32.58 | 32.08 | 33.19 | 34.69 |
| 1986 | 33.48 | 36.48 | 34.75 | 32.10 | 33.42 | 34.92 | 34.12 | 33.84 | 34.50 | 34.00 | 33.94 | 34.45 | 34.17 |
| 1987 | 36.94 | 37.94 | 40.81 | 41.06 | 38.50 | 42.83 | 41.75 | 43.42 | 41.59 | 40.62 | 41.41 | 45.85 | 41.06 |
| 1988 | 44.09 | 47.13 | 48.42 | 47.03 | 44.34 | 40.97 | 42.10 | 44.75 | 42.75 | 42.43 | 43.21 | 42.72 | 44.16 |
| 1989 | 43.32 | 47.97 | 47.25 | 44.57 | 42.38 | 42.89 | 45.94 | 46.53 | 47.13 | 42.66 | 43.30 | 45.04 | 44.92 |
| 1990 | 46.19 | 47.33 | 47.50 | 44.88 | 46.56 | 47.89 | 46.60 | 49.50 | 49.00 | 45.08 | 44.31 | 45.00 | 46.65 |
| 1991 | 45.90 | 45.17 | 48.50 | 48.00 | 45.00 | 48.18 | 48.83 | 46.21 | 46.50 | 44.50 | 46.67 | 44.63 | 46.51 |
| 1992 | 44.38 | 46.38 | 47.50 | 47.38 | 48.54 | 44.06 | 44.60 | 44.40 | 44.35 | 42.10 | 38.20 | 39.13 | 44.25 |
| 1993 | 44.92 | 44.88 | 46.40 | 45.85 | 45.68 | 45.19 | 44.78 | 43.00 | 40.40 | 39.00 | 37.78 | 38.72 | 43.05 |
| 1994 | 39.63 | 42.93 | 43.19 | 42.25 | 41.78 | 38.06 | 38.50 | 37.15 | 36.50 | 31.69 | 33.56 | 37.83 | 38.59 |
| 1995 | 36.00 | 35.44 | 34.44 | 32.81 | 32.40 | 32.33 | 32.25 | 31.94 | 30.64 | 28.83 | 28.07 | 27.67 | 31.90 |

San Antonio Cows, Cutter 1-2

Seasonal Price Index



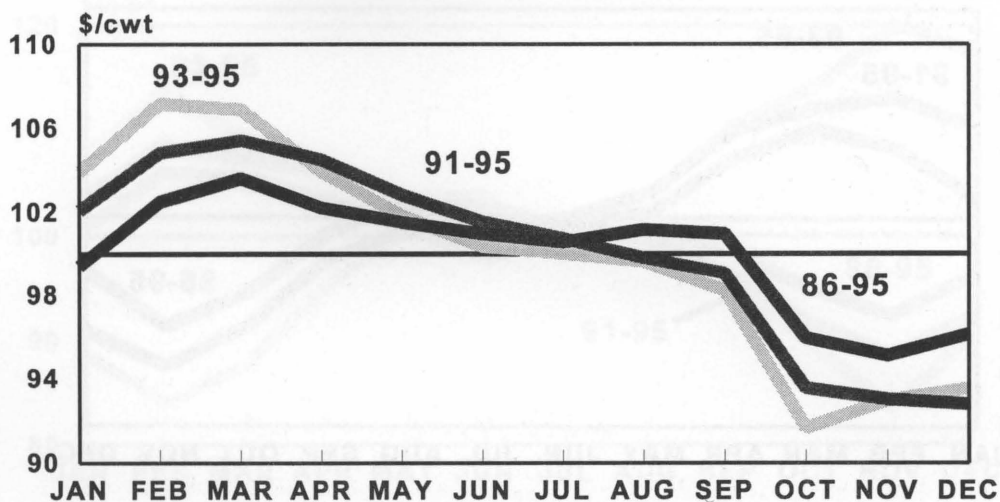
SAN ANTONIO BULLS*

dollars per hundredweight

| YEAR | JAN | FEB | MAR | APR | MAY | JUN | JUL | AUG | SEP | OCT | NOV | DEC | AVG |
|------|-------|-------|-------|-------|-------|-------|-------|-------|-------|-------|-------|-------|-------|
| 1965 | 17.11 | 17.31 | 16.95 | 17.35 | 17.03 | 16.97 | 16.56 | 17.24 | 17.82 | 17.94 | 17.88 | 18.45 | 17.38 |
| 1966 | 20.12 | 20.75 | 21.08 | 20.98 | 21.84 | 21.42 | 21.18 | 21.41 | 22.44 | 22.06 | 21.25 | 22.05 | 21.38 |
| 1967 | 21.11 | 22.29 | 22.15 | 22.15 | 22.75 | 21.87 | 21.27 | 21.25 | 22.56 | 22.25 | 22.01 | 22.16 | 21.99 |
| 1968 | 23.21 | 23.00 | 23.00 | 23.03 | 22.20 | 21.55 | 22.50 | 22.00 | 22.90 | 23.00 | 22.77 | 22.51 | 22.64 |
| 1969 | 23.30 | 23.62 | 23.75 | 24.29 | 24.50 | 24.37 | 24.50 | 24.95 | 25.54 | 25.20 | 24.72 | 26.22 | 24.58 |
| 1970 | 26.62 | 26.93 | 27.94 | 27.04 | 26.13 | 26.83 | 26.98 | 27.00 | 26.62 | 27.47 | 26.12 | 26.20 | 26.82 |
| 1971 | 27.00 | 27.17 | 27.00 | 26.72 | 27.00 | 25.75 | 26.25 | 27.93 | 28.00 | 27.94 | 27.92 | 28.56 | 27.27 |
| 1972 | 24.23 | 25.75 | 26.03 | 24.90 | 26.11 | 25.24 | 25.42 | 25.78 | 26.71 | 26.72 | 26.70 | 28.45 | 26.00 |
| 1973 | 35.86 | 38.34 | 41.74 | 41.95 | 40.37 | 38.98 | 40.13 | 44.55 | 43.30 | 41.43 | 40.35 | 40.99 | 40.67 |
| 1974 | 41.15 | 40.69 | 40.50 | 39.36 | 38.66 | 31.19 | 31.20 | 31.20 | 28.21 | 25.22 | 24.00 | 23.45 | 32.90 |
| 1975 | 20.98 | 21.96 | 22.75 | 23.46 | 22.61 | 24.83 | 23.89 | 23.73 | 24.31 | 24.49 | 24.37 | 26.71 | 23.67 |
| 1976 | 28.00 | 30.17 | 30.52 | 34.28 | 34.42 | 31.37 | 33.00 | 31.86 | 29.94 | 27.77 | 18.18 | 28.64 | 29.85 |
| 1977 | 30.43 | 31.34 | 33.31 | 33.48 | 30.99 | 28.66 | 27.68 | 27.26 | 27.73 | 27.68 | 27.81 | 33.28 | 29.97 |
| 1978 | 34.56 | 37.20 | 40.71 | 41.36 | 43.38 | 43.35 | 42.21 | 43.81 | 47.58 | 48.83 | 48.20 | 52.21 | 43.62 |
| 1979 | 59.35 | 65.36 | 69.06 | 70.38 | 67.52 | 62.68 | 62.50 | 61.98 | 65.87 | 59.03 | 61.18 | 64.13 | 64.09 |
| 1980 | 65.15 | 68.22 | 64.38 | 58.37 | 52.96 | 55.06 | 51.94 | 58.58 | 58.81 | 56.99 | 54.17 | 55.59 | 58.35 |
| 1981 | 58.33 | 59.20 | 58.43 | 58.40 | 55.98 | 54.67 | 54.90 | 53.14 | 55.35 | 52.29 | 49.44 | 48.35 | 54.87 |
| 1982 | 52.03 | 49.69 | 53.23 | 50.15 | 49.68 | 50.90 | 48.07 | 48.49 | 45.50 | 43.84 | 47.56 | 51.08 | 49.19 |
| 1983 | 49.03 | 49.93 | 52.70 | 52.67 | 50.43 | 53.17 | 51.00 | 49.69 | 48.50 | 48.19 | 46.57 | 49.87 | 50.15 |
| 1984 | 51.88 | 47.88 | 54.41 | 51.11 | 46.79 | 46.50 | 44.08 | 43.42 | 40.50 | 47.00 | 51.00 | 46.88 | 47.62 |
| 1985 | 51.03 | 50.00 | 53.56 | 48.67 | 51.04 | 48.50 | 49.92 | 48.38 | 46.96 | 48.44 | 49.88 | 49.44 | 49.65 |
| 1986 | 48.80 | 49.16 | 48.62 | 44.00 | 46.88 | 50.00 | 48.59 | 47.12 | 46.92 | 46.08 | 46.19 | 45.04 | 47.28 |
| 1987 | 48.50 | 51.44 | 55.88 | 54.65 | 54.84 | 56.75 | 56.42 | 54.81 | 55.40 | 54.53 | 52.78 | 56.11 | 54.34 |
| 1988 | 56.63 | 57.46 | 58.88 | 60.23 | 60.44 | 55.06 | 56.43 | 60.72 | 59.69 | 55.72 | 55.42 | 57.07 | 57.81 |
| 1989 | 56.19 | 59.56 | 59.25 | 58.25 | 56.75 | 57.63 | 60.17 | 61.00 | 63.83 | 59.25 | 58.33 | 61.08 | 59.27 |
| 1990 | 61.50 | 63.69 | 63.19 | 63.50 | 62.55 | 62.49 | 60.33 | 64.25 | 63.06 | 60.56 | 60.13 | 60.00 | 62.10 |
| 1991 | 58.88 | 60.50 | 62.13 | 65.08 | 63.07 | 63.25 | 62.28 | 61.36 | 62.00 | 59.25 | 57.33 | 56.50 | 60.97 |
| 1992 | 59.94 | 60.75 | 61.21 | 60.50 | 61.21 | 59.83 | 59.07 | 58.00 | 57.50 | 55.40 | 53.75 | 53.00 | 58.35 |
| 1993 | 57.63 | 60.17 | 59.81 | 58.75 | 58.79 | 59.75 | 59.63 | 59.21 | 57.70 | 55.50 | 57.83 | 56.43 | 58.43 |
| 1994 | 55.88 | 59.60 | 60.13 | 60.24 | 59.17 | 56.63 | 57.08 | 55.35 | 55.63 | 51.10 | 50.33 | 52.08 | 56.12 |
| 1995 | 54.10 | 53.13 | 52.33 | 48.63 | 46.31 | 45.48 | 44.64 | 46.14 | 45.13 | 41.29 | 41.79 | 42.38 | 46.78 |

*1965-1979 Utility 1100-1400 lbs. YG 1-2 & 1978-present YG 1 1000-1500 lbs.

San Antonio Bulls Seasonal Price Index



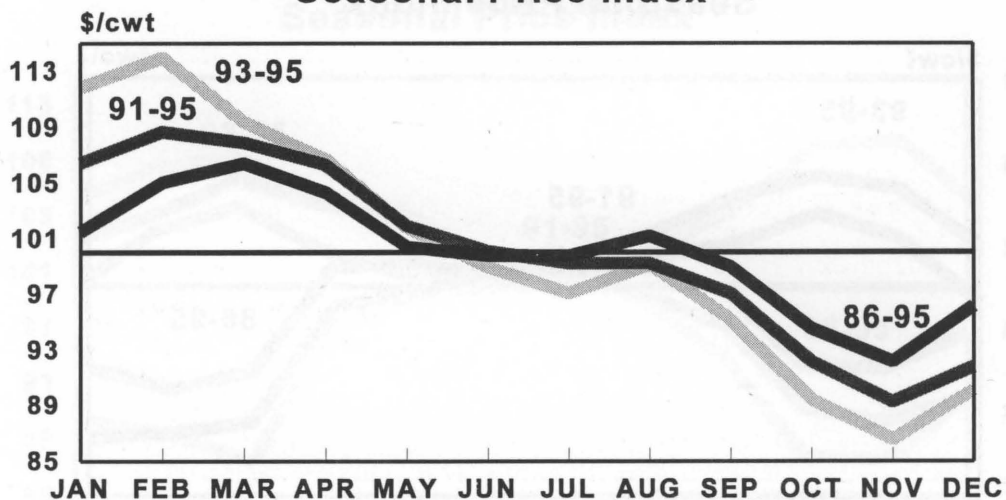
SEALY COWS, UTILITY 1-3

dollars per hundredweight

| YEAR | JAN | FEB | MAR | APR | MAY | JUN | JUL | AUG | SEP | OCT | NOV | DEC | AVG |
|------|-------|-------|-------|-------|-------|-------|-------|-------|-------|-------|-------|-------|-------|
| 1977 | 25.29 | 27.82 | 28.78 | 28.42 | 25.95 | 24.63 | 23.39 | 23.43 | 22.86 | 21.00 | 23.38 | 25.00 | 25.00 |
| 1978 | 29.78 | 32.16 | 34.51 | 36.03 | 35.86 | 35.13 | 35.14 | 36.42 | 39.20 | 40.78 | 42.00 | 44.09 | 36.76 |
| 1979 | 50.44 | 57.45 | 58.52 | 61.15 | 55.19 | 52.07 | 49.48 | 51.78 | 51.02 | 47.17 | 48.33 | 49.38 | 52.67 |
| 1980 | 51.38 | 54.16 | 51.94 | 49.25 | 45.60 | 46.00 | 44.35 | 45.81 | 45.81 | 46.45 | 45.17 | 44.38 | 47.53 |
| 1981 | 45.50 | 48.69 | 47.56 | 46.69 | 45.50 | 44.69 | 44.40 | 45.75 | 42.75 | 40.88 | 37.75 | 39.08 | 44.10 |
| 1982 | 39.31 | 43.56 | 45.38 | 43.88 | 41.88 | 40.69 | 41.30 | 40.33 | 38.20 | 37.00 | 37.33 | 38.17 | 40.59 |
| 1983 | 39.38 | 43.69 | 45.95 | 43.81 | 42.94 | 41.95 | 40.38 | 40.63 | 38.48 | 36.63 | 36.34 | 38.13 | 40.69 |
| 1984 | 38.69 | 42.75 | 44.70 | 41.88 | 38.80 | 40.00 | 36.13 | 38.65 | 35.81 | 38.38 | 36.95 | 36.50 | 39.10 |
| 1985 | 40.75 | 42.56 | 43.69 | 42.44 | 41.50 | 38.81 | 37.63 | 37.30 | 35.50 | 33.40 | 33.92 | 37.25 | 38.73 |
| 1986 | 37.19 | 40.44 | 40.56 | 35.75 | 37.25 | 39.06 | 37.55 | 38.06 | 38.69 | 39.05 | 38.08 | 38.58 | 38.36 |
| 1987 | 41.81 | 42.56 | 45.06 | 45.15 | 43.25 | 46.19 | 46.00 | 46.25 | 46.56 | 45.50 | 44.00 | 48.42 | 45.06 |
| 1988 | 50.25 | 53.69 | 54.25 | 55.88 | 48.92 | 45.85 | 49.31 | 51.00 | 47.32 | 44.73 | 44.72 | 45.58 | 49.29 |
| 1989 | 49.10 | 52.56 | 52.69 | 51.65 | 50.38 | 50.56 | 51.25 | 52.69 | 52.00 | 48.53 | 47.53 | 52.75 | 50.97 |
| 1990 | 52.75 | 53.25 | 58.40 | 56.31 | 56.63 | 56.28 | 55.50 | 58.50 | 56.63 | 53.63 | 52.73 | 54.59 | 55.43 |
| 1991 | 53.61 | 55.13 | 56.60 | 57.56 | 55.55 | 56.13 | 55.06 | 53.05 | 54.38 | 52.30 | 49.13 | 49.13 | 53.97 |
| 1992 | 50.85 | 51.81 | 54.41 | 53.18 | 51.31 | 50.06 | 51.68 | 50.88 | 49.56 | 47.75 | 47.75 | 49.09 | 50.69 |
| 1993 | 52.25 | 55.00 | 53.00 | 52.20 | 51.44 | 51.63 | 51.75 | 51.88 | 46.15 | 44.31 | 41.67 | 43.58 | 49.57 |
| 1994 | 49.00 | 47.50 | 46.50 | 44.91 | 41.43 | 37.00 | 38.16 | 40.00 | 42.68 | 38.12 | 39.50 | 41.58 | 42.20 |
| 1995 | 43.52 | 45.06 | 42.15 | 41.06 | 38.94 | 39.50 | 35.72 | 36.45 | 34.38 | 33.31 | 30.90 | 31.50 | 37.71 |

Sealy Cows, Utility 1-3

Seasonal Price Index



SEALY COWS, CUTTER 1-2

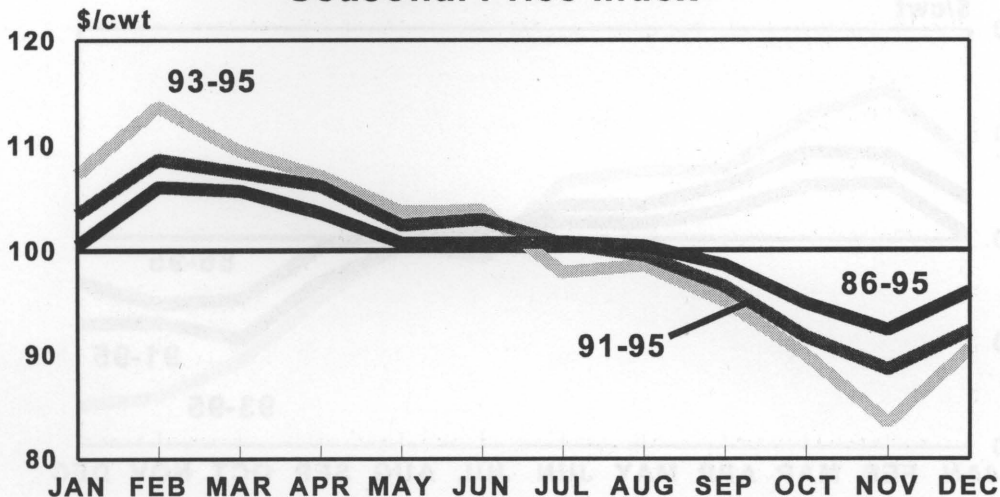
dollars per hundredweight

| YEAR | JAN | FEB | MAR | APR | MAY | JUN | JUL | AUG | SEP | OCT | NOV | DEC | AVG |
|------|-------|-------|-------|-------|-------|-------|-------|-------|-------|-------|-------|-------|-------|
| 1977 | 23.49 | 25.80 | 26.14 | 25.64 | 24.06 | 22.75 | 21.36 | 21.96 | 20.63 | 19.18 | 21.00 | 22.65 | 22.89 |
| 1978 | 26.84 | 29.30 | 30.94 | 33.59 | 33.19 | 32.14 | 32.19 | 33.64 | 36.46 | 37.66 | 39.40 | 40.64 | 33.83 |
| 1979 | 47.39 | 51.11 | 52.13 | 57.47 | 53.88 | 49.15 | 46.39 | 49.29 | 47.41 | 45.17 | 45.88 | 46.58 | 49.32 |
| 1980 | 47.63 | 51.25 | 48.00 | 47.06 | 43.98 | 43.33 | 41.35 | 43.19 | 42.06 | 42.15 | 41.33 | 40.75 | 44.34 |
| 1981 | 41.83 | 45.50 | 44.38 | 44.58 | 43.47 | 40.44 | 41.10 | 41.92 | 38.42 | 37.50 | 34.00 | 36.25 | 40.78 |
| 1982 | 36.13 | 39.56 | 40.81 | 39.88 | 39.06 | 37.63 | 37.95 | 36.75 | 35.05 | 33.75 | 34.67 | 34.83 | 37.17 |
| 1983 | 35.25 | 39.13 | 41.80 | 39.56 | 39.19 | 38.45 | 37.38 | 37.31 | 35.95 | 33.69 | 32.88 | 35.08 | 37.14 |
| 1984 | 34.50 | 38.38 | 39.80 | 38.09 | 34.60 | 35.56 | 32.81 | 34.47 | 31.75 | 33.63 | 32.90 | 32.54 | 34.92 |
| 1985 | 37.03 | 38.44 | 38.91 | 37.63 | 37.50 | 34.75 | 34.44 | 34.10 | 32.48 | 30.50 | 30.88 | 33.42 | 35.01 |
| 1986 | 33.81 | 36.58 | 37.00 | 32.69 | 34.83 | 35.08 | 34.66 | 34.81 | 35.25 | 36.44 | 34.50 | 35.58 | 35.10 |
| 1987 | 38.00 | 38.31 | 41.17 | 40.65 | 40.13 | 42.56 | 42.81 | 42.13 | 43.00 | 42.17 | 42.50 | 43.50 | 41.41 |
| 1988 | 47.69 | 49.56 | 48.56 | 49.50 | 45.25 | 42.31 | 47.00 | 47.45 | 46.15 | 44.73 | 44.72 | 43.85 | 46.40 |
| 1989 | 46.56 | 51.18 | 47.00 | 46.05 | 44.94 | 45.56 | 46.58 | 46.69 | 46.25 | 43.28 | 42.22 | 46.88 | 46.10 |
| 1990 | 46.31 | 49.56 | 52.60 | 50.94 | 50.50 | 48.91 | 48.69 | 49.50 | 48.50 | 46.81 | 45.30 | 47.25 | 48.74 |
| 1991 | 47.60 | 49.50 | 51.13 | 50.88 | 49.60 | 50.19 | 50.78 | 48.20 | 48.13 | 46.40 | 45.16 | 44.50 | 48.51 |
| 1992 | 45.20 | 46.63 | 47.53 | 47.95 | 45.31 | 45.75 | 47.43 | 46.63 | 44.44 | 42.10 | 44.53 | 44.54 | 45.67 |
| 1993 | 46.88 | 49.63 | 48.69 | 47.85 | 48.00 | 48.06 | 47.50 | 47.38 | 46.15 | 44.31 | 41.67 | 43.58 | 46.64 |
| 1994 | 44.81 | 49.67 | 48.25 | 47.31 | 45.25 | 41.25 | 40.25 | 40.81 | 39.65 | 37.13 | 32.47 | 37.08 | 41.99 |
| 1995 | 40.05 | 40.38 | 37.55 | 36.38 | 34.13 | 38.25 | 32.50 | 32.85 | 31.00 | 29.00 | 28.35 | 30.50 | 34.25 |

B. Sheep, Goat, Wool and Mohair Prices

Sealy Cows, Cutter 1-2

Seasonal Price Index



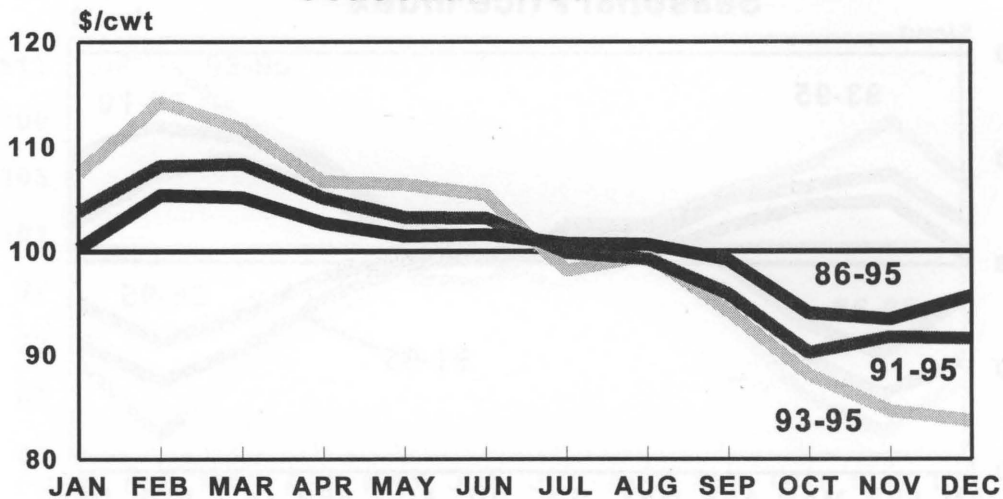
SEALY COWS, CANNER

dollars per hundredweight

| YEAR | JAN | FEB | MAR | APR | MAY | JUN | JUL | AUG | SEP | OCT | NOV | DEC | AVG |
|------|-------|-------|-------|-------|-------|-------|-------|-------|-------|-------|-------|-------|-------|
| 1977 | 20.14 | 22.60 | 22.97 | 22.63 | 22.09 | 20.28 | 18.91 | 18.91 | 18.75 | 16.94 | 18.46 | 20.45 | 20.26 |
| 1978 | 23.94 | 26.43 | 28.03 | 30.67 | 30.41 | 28.98 | 29.59 | 31.01 | 33.63 | 34.63 | 36.38 | 36.07 | 30.81 |
| 1979 | 43.07 | 47.00 | 49.03 | 53.71 | 49.20 | 47.14 | 43.56 | 45.64 | 44.14 | 42.19 | 43.41 | 42.46 | 45.88 |
| 1980 | 44.38 | 47.56 | 44.38 | 42.75 | 39.80 | 40.75 | 38.05 | 39.38 | 38.63 | 39.35 | 36.75 | 36.63 | 40.70 |
| 1981 | 37.75 | 40.63 | 40.63 | 40.75 | 38.88 | 38.06 | 38.06 | 38.42 | 36.88 | 33.06 | 30.33 | 31.50 | 37.08 |
| 1982 | 32.19 | 34.75 | 36.50 | 36.19 | 35.50 | 34.00 | 34.05 | 31.75 | 31.05 | 29.50 | 29.83 | 30.83 | 33.01 |
| 1983 | 32.06 | 35.44 | 38.15 | 37.25 | 36.56 | 35.80 | 33.84 | 34.38 | 32.50 | 29.78 | 29.69 | 30.50 | 33.83 |
| 1984 | 30.63 | 34.13 | 35.30 | 34.06 | 30.55 | 31.19 | 29.38 | 31.43 | 27.81 | 29.69 | 29.45 | 28.67 | 31.02 |
| 1985 | 33.38 | 34.13 | 34.13 | 33.06 | 33.10 | 31.25 | 30.69 | 31.35 | 29.25 | 28.25 | 29.25 | 29.58 | 31.45 |
| 1986 | 30.50 | 32.75 | 32.69 | 29.13 | 31.30 | 32.19 | 31.55 | 31.83 | 32.19 | 32.55 | 31.42 | 31.83 | 31.66 |
| 1987 | 33.88 | 33.69 | 35.81 | 36.10 | 36.56 | 39.19 | 40.10 | 39.13 | 39.94 | 38.80 | 38.08 | 40.58 | 37.66 |
| 1988 | 42.50 | 45.06 | 44.20 | 45.38 | 42.31 | 39.55 | 42.25 | 42.00 | 41.80 | 40.03 | 37.81 | 39.28 | 41.85 |
| 1989 | 42.31 | 46.25 | 43.13 | 42.80 | 42.38 | 43.23 | 42.75 | 43.45 | 44.44 | 39.69 | 40.28 | 43.25 | 42.83 |
| 1990 | 43.69 | 46.69 | 47.45 | 46.56 | 46.10 | 45.33 | 45.88 | 46.85 | 45.75 | 43.83 | 42.08 | 43.75 | 45.33 |
| 1991 | 44.13 | 45.31 | 46.13 | 47.13 | 45.45 | 45.38 | 46.08 | 44.42 | 45.00 | 42.85 | 42.42 | 40.08 | 44.53 |
| 1992 | 42.56 | 42.44 | 44.75 | 42.95 | 41.25 | 42.31 | 43.06 | 41.88 | 40.50 | 38.25 | 45.42 | 48.50 | 42.82 |
| 1993 | 42.81 | 44.81 | 45.81 | 43.60 | 44.63 | 43.58 | 43.20 | 43.00 | 40.60 | 40.00 | 39.13 | 41.25 | 42.70 |
| 1994 | 40.39 | 47.50 | 45.40 | 43.87 | 44.56 | 42.05 | 36.93 | 37.68 | 37.00 | 33.62 | 28.75 | 29.33 | 38.92 |
| 1995 | 34.38 | 32.75 | 31.10 | 29.25 | 27.25 | 29.70 | 27.25 | 28.30 | 25.50 | 22.75 | 24.75 | 21.00 | 27.83 |

Sealy Cows, Canner 1-2

Seasonal Price Index



SAN ANGELO CHOICE SLAUGHTER LAMBS, 90-115 LBS.*

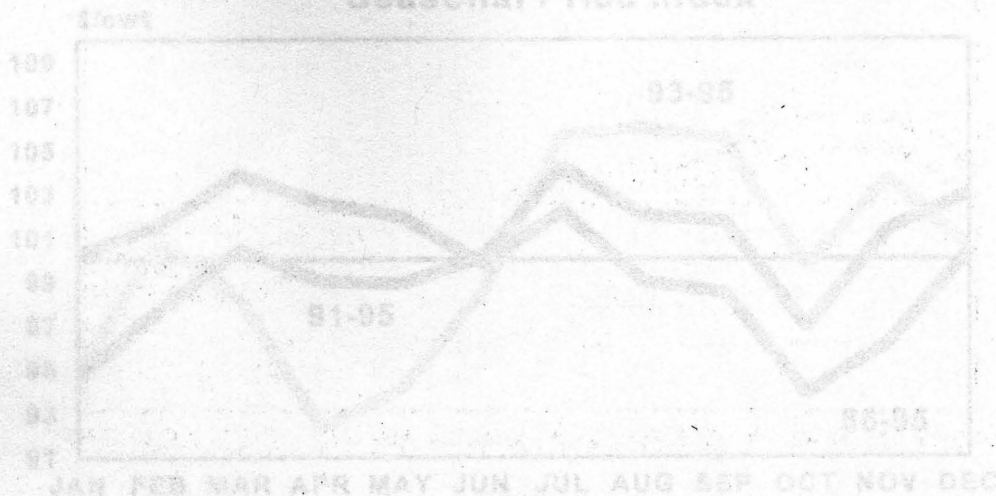
Dollars per hundred pounds

| YEAR | JAN | FEB | MAR | APR | MAY | JUN | JUL | AUG | SEP | OCT | NOV | DEC | AVG |
|------|-------|-------|-------|-------|-------|-------|-------|-------|-------|-------|-------|-------|-------|
| 1966 | 20.87 | 24.75 | 22.82 | 21.74 | 18.74 | 15.63 | 18.67 | 21.33 | 21.97 | 22.18 | 21.37 | 21.55 | 22.05 |
| 1967 | 20.38 | 24.21 | 19.59 | 20.50 | 22.85 | 24.84 | 24.18 | 27.20 | 22.90 | 22.99 | 24.75 | 24.10 | 24.81 |
| 1968 | 23.33 | 24.00 | 20.75 | 20.40 | 23.75 | 22.71 | 26.71 | 28.12 | 25.25 | 25.09 | 24.37 | 25.25 | 24.77 |
| 1969 | 20.50 | 28.00 | 26.19 | 27.00 | 24.37 | 28.33 | 23.42 | 28.06 | 28.78 | 26.05 | 24.82 | 25.00 | 27.59 |
| 1970 | 22.83 | 28.00 | 27.19 | 26.85 | 24.31 | 24.52 | 27.61 | 24.00 | 27.43 | 27.28 | 27.78 | 24.94 | 26.59 |
| 1971 | 24.94 | 25.00 | 25.33 | 26.28 | 24.77 | 23.45 | 29.31 | 21.59 | 26.87 | 27.26 | 27.31 | 27.00 | 27.16 |
| 1972 | 20.44 | 24.75 | 25.00 | 25.38 | 24.25 | 22.57 | 17.06 | 23.55 | 20.00 | 25.28 | 24.60 | 24.49 | 24.29 |
| 1973 | 25.20 | 25.31 | 28.00 | 25.82 | 24.00 | 24.25 | 27.31 | 28.49 | 27.71 | 26.00 | 24.31 | 25.25 | 27.16 |
| 1974 | 42.20 | 41.52 | 35.00 | 32.00 | 28.75 | 28.24 | 28.24 | 42.50 | 28.71 | 19.12 | 40.21 | 40.21 | 40.27 |
| 1975 | 41.50 | 41.19 | 42.25 | 43.05 | 40.47 | 40.25 | 45.35 | 42.70 | 42.50 | 40.06 | 42.20 | 40.82 | 44.32 |
| 1976 | 30.00 | 30.72 | 30.30 | 30.20 | 29.25 | 28.71 | 47.51 | 38.22 | 42.00 | 45.50 | 45.50 | 27.85 | 43.35 |
| 1977 | 52.00 | 50.52 | 50.53 | 54.75 | 55.75 | 51.50 | 51.50 | 51.45 | 53.75 | 55.75 | 55.04 | 54.12 | 53.38 |
| 1978 | 61.44 | 64.55 | 70.00 | 67.30 | 67.25 | 63.82 | 60.62 | 59.75 | 62.88 | 60.82 | 59.00 | 52.55 | 64.43 |
| 1979 | 73.90 | 68.50 | 64.00 | 74.25 | 74.25 | 70.00 | 68.82 | 68.25 | 67.75 | 68.80 | 67.40 | 74.42 | 69.92 |
| 1980 | 67.40 | 68.31 | 64.00 | 61.22 | 61.25 | 65.20 | 65.75 | 70.50 | 62.82 | 66.82 | 68.24 | 64.75 | 68.72 |
| 1981 | 67.60 | 67.75 | 58.75 | 67.50 | 67.25 | 67.75 | 64.58 | 64.00 | 62.20 | 64.25 | 60.87 | 54.00 | 67.52 |
| 1982 | 61.60 | 62.20 | 60.70 | 61.20 | 60.25 | 61.57 | 60.50 | 64.75 | 62.80 | 66.25 | 67.54 | 61.42 | 65.77 |
| 1983 | 66.41 | 66.20 | 63.20 | 64.00 | 60.25 | 62.92 | 62.00 | 61.00 | 67.25 | 64.24 | 67.04 | 64.50 | 66.47 |
| 1984 | 62.82 | 65.75 | 68.00 | 69.20 | 62.25 | 65.75 | 60.38 | 61.00 | 64.58 | 64.75 | 62.75 | 65.25 | 61.52 |
| 1985 | 65.72 | 67.00 | 70.12 | 64.12 | 66.12 | 63.82 | 71.50 | 71.50 | 60.75 | 67.25 | 64.25 | 69.20 | 66.72 |
| 1986 | 65.21 | 65.25 | 67.25 | 67.25 | 67.25 | 67.25 | 67.25 | 67.25 | 67.25 | 67.25 | 67.25 | 67.25 | 67.25 |
| 1987 | 75.50 | 75.50 | 75.50 | 75.50 | 75.50 | 75.50 | 75.50 | 75.50 | 75.50 | 75.50 | 75.50 | 75.50 | 75.50 |
| 1988 | 81.25 | 81.25 | 81.25 | 81.25 | 81.25 | 81.25 | 81.25 | 81.25 | 81.25 | 81.25 | 81.25 | 81.25 | 81.25 |
| 1989 | 66.17 | 66.73 | 70.90 | 72.75 | 68.24 | 63.97 | 67.75 | 67.25 | 62.21 | 64.33 | 65.25 | 60.85 | 68.15 |
| 1990 | 64.20 | 63.37 | 60.50 | 64.75 | 63.75 | 60.00 | 62.25 | 61.25 | 58.00 | 61.00 | 60.25 | 49.10 | 63.65 |
| 1991 | 62.57 | 61.87 | 60.00 | 62.00 | 61.40 | 62.50 | 60.00 | 64.24 | 63.25 | 60.50 | 62.00 | 64.12 | 61.00 |
| 1992 | 60.87 | 61.20 | 63.00 | 73.70 | 67.25 | 62.00 | 66.43 | 62.25 | 64.61 | 62.01 | 67.22 | 67.25 | 61.00 |
| 1993 | 70.20 | 70.40 | 72.40 | 67.00 | 69.75 | 67.50 | 67.75 | 68.27 | 66.00 | 64.75 | 67.25 | 70.10 | 69.57 |
| 1994 | 61.51 | 62.63 | 61.19 | 64.93 | 60.54 | 60.25 | 73.73 | 75.50 | 76.00 | 76.21 | 73.60 | 64.50 | 67.55 |
| 1995 | 67.54 | 75.29 | 78.75 | 76.54 | 75.65 | 61.63 | 69.00 | 65.20 | 62.44 | 75.25 | 77.20 | 73.50 | 77.55 |

E. Sheep, Goat, Wool and Mohair Prices

San Angelo Choice Slaughter Lambs, 90-115 lbs.

Seasonal Price Index



[Blank Page in Original Bulletin]

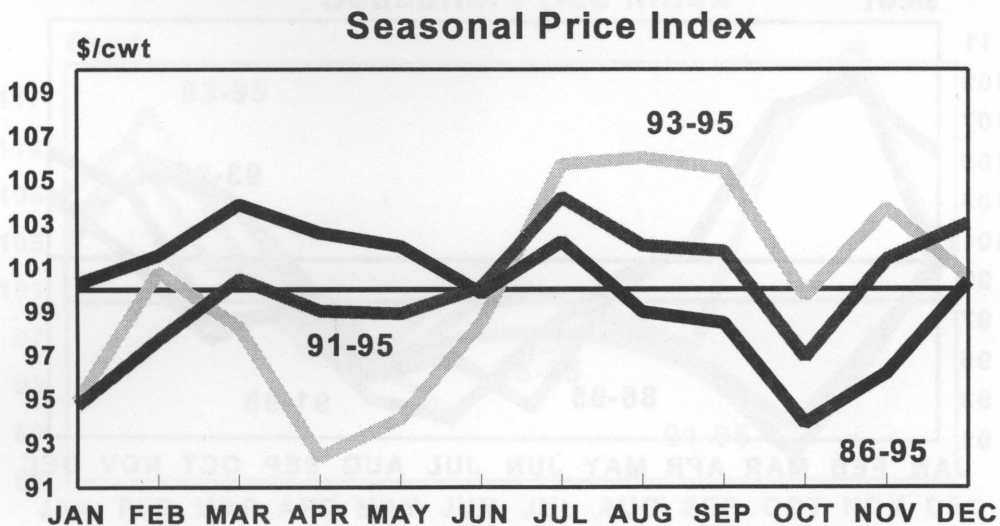
SAN ANGELO CHOICE SLAUGHTER LAMBS, 90-115 LBS.*

dollars per hundredweight

| YEAR | JAN | FEB | MAR | APR | MAY | JUN | JUL | AUG | SEP | OCT | NOV | DEC | AVG |
|------|-------|-------|-------|-------|-------|-------|-------|-------|-------|-------|-------|-------|-------|
| 1966 | 26.81 | 26.75 | 23.62 | 21.00 | 19.75 | 18.62 | 18.87 | 21.33 | 21.87 | 22.19 | 21.87 | 21.88 | 22.05 |
| 1967 | 20.38 | 19.31 | 19.50 | 20.56 | 22.25 | 21.88 | 23.16 | 22.20 | 22.00 | 22.19 | 22.75 | 23.13 | 21.61 |
| 1968 | 23.00 | 24.00 | 25.25 | 25.50 | 23.75 | 22.81 | 26.13 | 24.12 | 25.25 | 25.75 | 26.37 | 25.25 | 24.77 |
| 1969 | 26.56 | 28.00 | 28.19 | 27.90 | 26.37 | 25.38 | 28.12 | 28.06 | 28.25 | 28.35 | 28.62 | 28.50 | 27.69 |
| 1970 | 28.88 | 28.06 | 27.19 | 24.85 | 24.31 | 24.92 | 27.51 | 27.06 | 27.00 | 27.25 | 26.75 | 24.88 | 26.56 |
| 1971 | 24.94 | 25.00 | 26.35 | 26.88 | 26.81 | 29.45 | 29.31 | 28.69 | 26.80 | 27.56 | 27.31 | 27.00 | 27.18 |
| 1972 | 28.44 | 29.75 | 29.60 | 28.38 | 29.85 | 32.67 | 33.06 | 31.55 | 30.69 | 29.50 | 29.60 | 30.42 | 30.29 |
| 1973 | 35.30 | 39.31 | 38.88 | 34.62 | 36.50 | 34.25 | 37.31 | 39.42 | 37.71 | 36.00 | 38.33 | 38.33 | 37.16 |
| 1974 | 42.20 | 41.62 | 35.06 | 38.50 | 42.81 | 46.25 | 37.94 | 42.50 | 36.12 | 39.12 | 40.25 | 40.92 | 40.27 |
| 1975 | 41.50 | 41.19 | 42.25 | 43.85 | 45.67 | 46.06 | 45.25 | 40.75 | 43.50 | 46.06 | 48.50 | 49.62 | 44.52 |
| 1976 | 50.00 | 50.12 | 53.00 | 56.38 | 62.12 | 50.81 | 47.81 | 39.92 | 42.88 | 46.00 | 45.50 | 47.69 | 49.35 |
| 1977 | 52.00 | 52.00 | 50.55 | 54.75 | 53.75 | 51.90 | 51.50 | 51.46 | 53.75 | 55.75 | 55.06 | 58.12 | 53.38 |
| 1978 | 61.44 | 64.88 | 70.05 | 67.38 | 69.31 | 61.83 | 60.62 | 59.70 | 62.88 | 62.62 | 63.00 | 65.83 | 64.13 |
| 1979 | 73.80 | 66.50 | 64.00 | 74.38 | 69.00 | 68.83 | 65.83 | 62.65 | 67.75 | 66.50 | 67.46 | 68.42 | 67.93 |
| 1980 | 67.40 | 66.31 | 64.50 | 61.12 | 61.75 | 65.50 | 69.75 | 70.50 | 69.50 | 66.92 | 64.34 | 61.75 | 65.78 |
| 1981 | 57.50 | 57.75 | 56.75 | 57.80 | 62.38 | 67.76 | 64.38 | 61.06 | 52.30 | 54.25 | 50.67 | 51.09 | 57.81 |
| 1982 | 51.50 | 53.50 | 60.70 | 63.25 | 65.33 | 61.31 | 56.50 | 54.75 | 52.90 | 50.38 | 47.50 | 51.62 | 55.77 |
| 1983 | 55.81 | 60.88 | 63.30 | 61.69 | 59.53 | 54.62 | 52.00 | 49.00 | 47.88 | 54.44 | 57.94 | 60.50 | 56.47 |
| 1984 | 60.62 | 58.75 | 58.50 | 60.00 | 60.60 | 58.75 | 60.38 | 61.00 | 64.69 | 64.75 | 65.75 | 65.25 | 61.59 |
| 1985 | 65.12 | 67.50 | 70.12 | 64.12 | 66.18 | 63.88 | 71.50 | 71.69 | 69.75 | 67.25 | 64.17 | 59.33 | 66.72 |
| 1986 | 65.81 | 67.50 | 63.58 | 67.57 | 72.16 | 67.50 | 73.84 | 68.12 | 66.38 | 59.65 | 65.42 | 73.33 | 67.57 |
| 1987 | 78.56 | 75.75 | 79.38 | 84.50 | 86.19 | 86.75 | 76.83 | 71.83 | 70.05 | 66.25 | 65.00 | 73.83 | 76.24 |
| 1988 | 83.53 | 77.25 | 78.33 | 72.50 | 67.50 | 59.25 | 61.00 | 60.25 | 64.00 | 63.94 | 65.56 | 67.50 | 68.38 |
| 1989 | 68.13 | 68.83 | 70.90 | 72.75 | 68.81 | 68.97 | 67.79 | 67.28 | 63.81 | 59.63 | 56.06 | 60.83 | 66.15 |
| 1990 | 54.80 | 60.38 | 63.69 | 54.75 | 53.70 | 48.00 | 53.25 | 51.20 | 52.00 | 52.50 | 50.38 | 49.13 | 53.65 |
| 1991 | 47.63 | 45.81 | 49.00 | 52.00 | 54.45 | 52.88 | 56.00 | 54.31 | 53.25 | 50.63 | 52.08 | 54.13 | 51.85 |
| 1992 | 58.81 | 57.88 | 69.06 | 73.70 | 67.25 | 63.50 | 58.43 | 52.38 | 53.61 | 52.81 | 57.33 | 67.25 | 61.00 |
| 1993 | 70.38 | 73.83 | 72.40 | 67.08 | 60.78 | 57.69 | 57.75 | 58.97 | 66.08 | 64.75 | 67.00 | 70.13 | 65.57 |
| 1994 | 61.94 | 62.63 | 61.19 | 54.93 | 60.94 | 68.50 | 75.33 | 79.50 | 76.08 | 70.21 | 74.50 | 68.50 | 67.85 |
| 1995 | 67.95 | 76.25 | 73.75 | 72.94 | 76.85 | 81.63 | 89.96 | 85.20 | 80.44 | 75.35 | 77.33 | 73.50 | 77.60 |

* 1966-1968 80-110 lbs., 1969-1983 80-105 lbs., & 1984-present 90-115 lbs.

San Angelo Choice Slaughter Lambs, 90-115 lbs.



SAN ANGELO CHOICE FEEDER LAMBS, 55-90 LBS.*

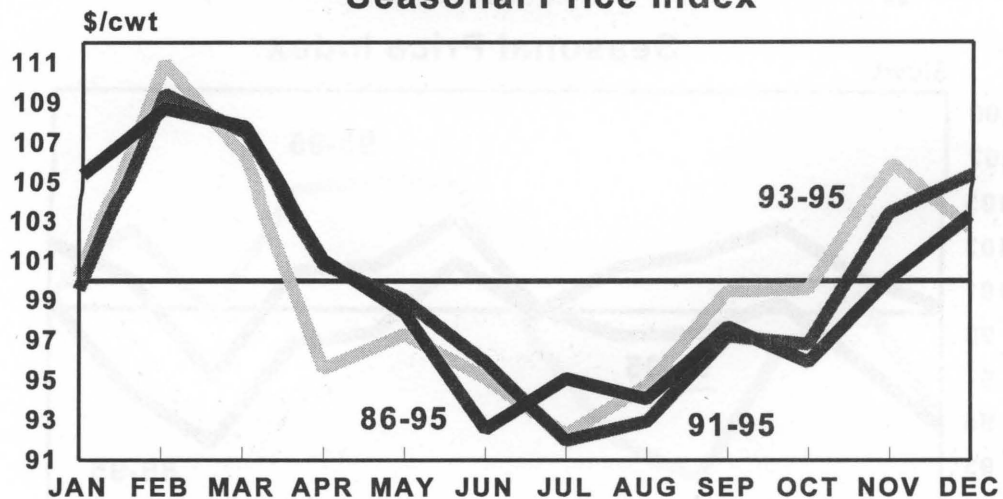
dollars per hundredweight

| YEAR | JAN | FEB | MAR | APR | MAY | JUN | JUL | AUG | SEP | OCT | NOV | DEC | AVG |
|------|--------|-------|-------|-------|-------|-------|-------|-------|-------|-------|-------|-------|-------|
| 1966 | 26.00 | 26.00 | 24.00 | 20.75 | 19.25 | 17.81 | 17.87 | 19.68 | 21.31 | 21.19 | 20.50 | 20.94 | 21.28 |
| 1967 | 20.13 | 19.06 | 19.00 | 18.56 | 19.00 | 18.50 | 19.50 | 19.80 | 20.31 | 20.25 | 20.75 | 22.12 | 19.75 |
| 1968 | 21.75 | 23.37 | 24.00 | 23.94 | 22.12 | 21.00 | 22.50 | 22.00 | 23.00 | 23.37 | 24.00 | 24.75 | 22.98 |
| 1969 | 25.38 | 26.63 | 27.00 | 25.90 | 23.69 | 22.81 | 25.32 | 25.75 | 27.81 | 27.95 | 29.31 | 29.00 | 26.38 |
| 1970 | 29.19 | 28.81 | 27.56 | 25.00 | 24.00 | 26.25 | 25.31 | 25.44 | 25.50 | 25.48 | 24.19 | 23.00 | 25.81 |
| 1971 | 23.69 | 24.38 | 24.60 | 24.75 | 24.92 | 24.90 | 24.69 | 25.42 | 24.45 | 24.81 | 26.00 | 26.19 | 24.90 |
| 1972 | 27.62 | 28.38 | 27.95 | 27.38 | 27.55 | 26.62 | 27.25 | 29.70 | 29.56 | 29.38 | 30.25 | 31.08 | 28.56 |
| 1973 | 34.05 | 39.12 | 38.50 | 34.62 | 29.40 | 30.00 | 34.50 | 38.40 | 34.81 | 34.50 | 36.08 | 37.08 | 35.09 |
| 1974 | 38.65 | 37.38 | 33.81 | 36.12 | 35.00 | 30.83 | 31.25 | 32.58 | 30.75 | 32.75 | 36.25 | 36.00 | 34.28 |
| 1975 | 34.25 | 35.31 | 37.44 | 40.30 | 42.75 | 39.69 | 40.25 | 38.75 | 41.25 | 42.17 | 45.75 | 48.38 | 40.52 |
| 1976 | 48.38 | 49.68 | 52.00 | 55.50 | 54.38 | 43.50 | 49.38 | 45.94 | 46.65 | 48.50 | 49.67 | 50.12 | 49.48 |
| 1977 | 53.08 | 54.81 | 53.05 | 51.62 | 46.75 | 45.50 | 47.33 | 50.75 | 54.31 | 55.75 | 63.19 | 68.88 | 53.75 |
| 1978 | 67.00 | 76.31 | 75.95 | 63.31 | 64.75 | 68.75 | 69.33 | 76.10 | 80.38 | 78.00 | 81.00 | 82.33 | 73.60 |
| 1979 | 86.30 | 82.50 | 81.38 | 82.50 | 76.15 | 71.12 | 68.33 | 71.80 | 74.25 | 70.00 | 73.00 | 79.50 | 76.40 |
| 1980 | 77.88 | 79.00 | 61.50 | 56.30 | 57.42 | 56.00 | 60.75 | 65.44 | 67.62 | 69.75 | 68.67 | 69.33 | 65.81 |
| 1981 | 61.75 | 62.00 | 59.00 | 59.20 | 59.00 | 60.67 | 56.62 | 54.56 | 51.40 | 51.62 | 49.33 | 50.94 | 56.34 |
| 1982 | 50.44 | 53.25 | 57.65 | 58.75 | 56.75 | 47.50 | 51.31 | 48.50 | 47.35 | 46.67 | 46.67 | 52.44 | 51.44 |
| 1983 | 58.31 | 64.06 | 60.50 | 57.19 | 47.58 | 43.75 | 38.25 | 38.20 | 36.50 | 43.25 | 59.25 | 60.00 | 50.57 |
| 1984 | 59.50 | 60.15 | 59.25 | 58.38 | 51.88 | 53.12 | 54.25 | 57.81 | 59.06 | 65.25 | 71.00 | 69.00 | 59.89 |
| 1985 | 68.88 | 70.61 | 70.67 | 65.50 | 66.50 | 70.69 | 72.40 | 73.03 | 72.53 | 75.35 | 79.63 | 75.00 | 71.73 |
| 1986 | 72.97 | 72.81 | 66.31 | 68.37 | 72.50 | 65.25 | 75.90 | 74.25 | 74.34 | 69.65 | 76.63 | 81.42 | 72.53 |
| 1987 | 87.10 | 89.50 | 92.17 | 91.05 | 91.06 | 89.00 | 89.38 | 81.56 | 89.70 | 86.69 | 86.08 | 94.00 | 88.94 |
| 1988 | 103.38 | 95.63 | 94.00 | 79.88 | 72.17 | 62.50 | 68.25 | 65.70 | 70.25 | 73.81 | 78.19 | 79.67 | 78.62 |
| 1989 | 81.75 | 79.94 | 80.95 | 78.16 | 69.63 | 67.47 | 72.42 | 73.33 | 73.50 | 70.94 | 68.44 | 70.83 | 73.95 |
| 1990 | 67.25 | 70.56 | 73.19 | 58.50 | 54.60 | 46.17 | 52.63 | 54.15 | 55.75 | 53.15 | 54.25 | 52.83 | 57.75 |
| 1991 | 51.50 | 51.25 | 52.00 | 54.00 | 56.30 | 53.38 | 54.13 | 53.88 | 52.75 | 50.83 | 52.33 | 54.42 | 53.06 |
| 1992 | 60.38 | 64.50 | 69.43 | 74.05 | 65.16 | 61.22 | 56.43 | 53.69 | 55.43 | 54.00 | 58.75 | 71.13 | 62.01 |
| 1993 | 73.63 | 88.42 | 84.10 | 71.45 | 63.19 | 59.63 | 58.58 | 63.17 | 68.75 | 69.96 | 71.81 | 72.00 | 70.39 |
| 1994 | 69.85 | 74.00 | 68.20 | 58.81 | 64.70 | 65.82 | 70.75 | 70.08 | 67.94 | 67.08 | 78.45 | 76.81 | 69.37 |
| 1995 | 75.60 | 80.31 | 80.06 | 78.81 | 84.95 | 82.63 | 72.50 | 74.00 | 80.84 | 80.78 | 81.33 | 75.83 | 78.97 |

* 1966-1968 60-80 lbs., 1969-1983 55-90 lbs., & 1984-present 50-70 lbs.

San Angelo Choice Feeder Lambs, 55-90 lbs.

Seasonal Price Index

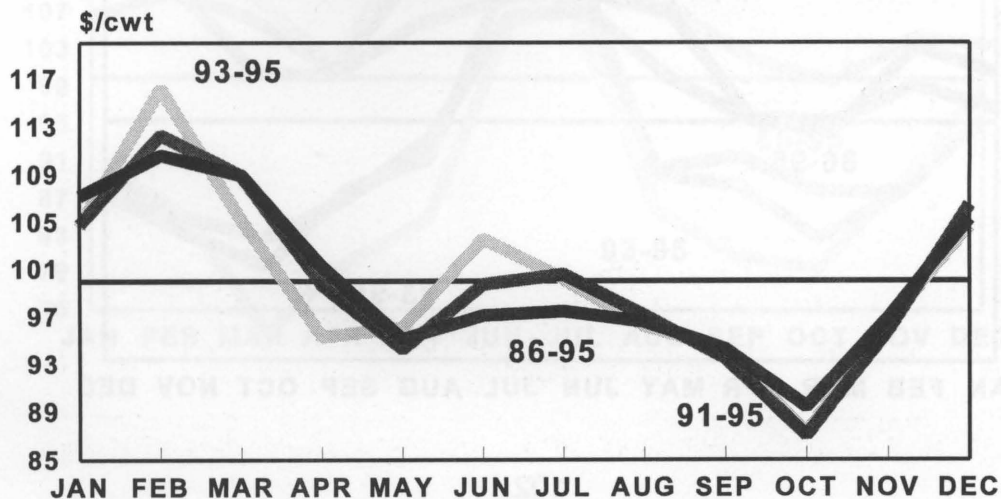


SAN ANGELO GOOD SLAUGHTER EWES, 80-130 LBS.*

dollars per hundredweight

| YEAR | JAN | FEB | MAR | APR | MAY | JUN | JUL | AUG | SEP | OCT | NOV | DEC | AVG |
|------|-------|-------|-------|-------|-------|-------|-------|-------|-------|-------|-------|-------|-------|
| 1966 | 10.06 | 10.25 | 10.75 | 9.00 | 7.75 | 7.37 | 7.52 | 7.75 | 8.80 | 7.75 | 8.06 | 8.44 | 8.63 |
| 1967 | 8.68 | 8.75 | 8.12 | 8.37 | 7.15 | 7.31 | 7.69 | 6.85 | 7.38 | 7.00 | 7.38 | 9.25 | 7.83 |
| 1968 | 9.25 | 9.75 | 10.12 | 10.62 | 8.00 | 8.00 | 8.50 | 8.25 | 8.50 | 8.87 | 8.87 | 9.00 | 8.98 |
| 1969 | 10.50 | 11.56 | 11.50 | 11.45 | 9.75 | 8.08 | 9.00 | 10.37 | 11.62 | 10.40 | 10.31 | 10.42 | 10.41 |
| 1970 | 10.31 | 11.25 | 11.17 | 10.40 | 7.75 | 8.75 | 9.55 | 8.62 | 8.70 | 9.38 | 9.44 | 9.12 | 9.54 |
| 1971 | 9.25 | 9.69 | 9.85 | 8.75 | 8.31 | 6.06 | 7.00 | 9.00 | 8.20 | 7.62 | 8.44 | 8.81 | 8.42 |
| 1972 | 8.94 | 11.56 | 11.45 | 10.38 | 9.60 | 9.12 | 8.75 | 9.80 | 10.12 | 10.19 | 11.90 | 12.75 | 10.38 |
| 1973 | 13.90 | 17.69 | 16.75 | 17.44 | 12.90 | 14.44 | 16.25 | 19.40 | 16.88 | 16.80 | 17.25 | 17.42 | 16.43 |
| 1974 | 20.80 | 22.38 | 19.00 | 16.50 | 16.65 | 12.25 | 12.75 | 14.06 | 13.25 | 10.40 | 13.50 | 13.33 | 15.41 |
| 1975 | 14.12 | 15.56 | 17.25 | 18.40 | 15.44 | 15.38 | 17.00 | 13.44 | 12.94 | 12.35 | 14.83 | 17.44 | 15.35 |
| 1976 | 17.75 | 16.12 | 18.90 | 18.44 | 19.75 | 17.56 | 19.44 | 17.69 | 15.90 | 16.12 | 16.50 | 16.88 | 17.59 |
| 1977 | 20.75 | 20.12 | 21.50 | 18.19 | 16.62 | 16.00 | 14.58 | 16.75 | 19.62 | 19.69 | 20.88 | 25.75 | 19.20 |
| 1978 | 26.19 | 26.94 | 28.40 | 23.81 | 24.15 | 25.50 | 27.33 | 28.80 | 31.88 | 33.25 | 36.00 | 36.67 | 29.08 |
| 1979 | 36.25 | 41.50 | 44.88 | 46.50 | 32.85 | 28.88 | 31.83 | 29.60 | 28.56 | 25.55 | 27.00 | 27.17 | 33.38 |
| 1980 | 26.50 | 30.62 | 31.00 | 27.90 | 25.00 | 22.00 | 17.62 | 19.00 | 20.12 | 21.90 | 24.00 | 24.33 | 24.17 |
| 1981 | 30.50 | 34.12 | 34.00 | 26.70 | 21.81 | 23.12 | 26.75 | 21.12 | 21.00 | 24.50 | 24.88 | 25.25 | 26.15 |
| 1982 | 28.50 | 26.50 | 31.80 | 26.12 | 21.44 | 24.38 | 26.88 | 21.00 | 16.65 | 12.06 | 11.83 | 14.44 | 21.80 |
| 1983 | 20.25 | 19.25 | 21.10 | 20.50 | 14.94 | 14.50 | 17.00 | 14.45 | 11.62 | 13.12 | 17.50 | 18.33 | 16.88 |
| 1984 | 22.75 | 30.40 | 31.50 | 22.25 | 13.45 | 15.56 | 18.00 | 17.70 | 18.31 | 20.30 | 21.83 | 30.17 | 21.85 |
| 1985 | 37.25 | 35.12 | 37.12 | 31.91 | 30.10 | 32.88 | 37.94 | 32.50 | 33.62 | 30.25 | 32.83 | 36.67 | 34.02 |
| 1986 | 34.69 | 31.88 | 33.12 | 32.20 | 33.94 | 35.88 | 35.31 | 34.88 | 36.81 | 36.85 | 37.58 | 38.00 | 35.10 |
| 1987 | 39.81 | 41.25 | 42.50 | 39.05 | 36.25 | 34.62 | 36.62 | 38.67 | 39.81 | 37.12 | 37.83 | 39.88 | 38.62 |
| 1988 | 43.19 | 38.25 | 41.17 | 41.17 | 36.38 | 36.30 | 37.83 | 38.20 | 37.38 | 36.88 | 38.00 | 42.08 | 38.90 |
| 1989 | 48.13 | 53.28 | 47.55 | 42.44 | 38.95 | 37.10 | 31.92 | 30.65 | 30.31 | 28.00 | 35.25 | 39.42 | 38.58 |
| 1990 | 38.30 | 38.47 | 38.81 | 36.50 | 33.25 | 32.38 | 34.38 | 36.60 | 32.88 | 32.00 | 33.83 | 34.67 | 35.17 |
| 1991 | 31.94 | 30.38 | 34.88 | 35.50 | 29.90 | 33.38 | 34.63 | 31.06 | 29.63 | 28.80 | 31.38 | 32.92 | 32.03 |
| 1992 | 38.88 | 40.88 | 42.63 | 36.50 | 31.63 | 29.44 | 33.57 | 35.38 | 32.39 | 29.56 | 32.42 | 40.75 | 35.34 |
| 1993 | 39.94 | 41.92 | 46.80 | 31.95 | 35.88 | 37.88 | 38.17 | 35.39 | 34.94 | 30.82 | 34.69 | 39.06 | 37.29 |
| 1994 | 41.55 | 44.88 | 39.70 | 39.43 | 39.00 | 43.00 | 39.50 | 39.00 | 38.44 | 37.04 | 42.45 | 43.25 | 40.60 |
| 1995 | 35.60 | 43.31 | 31.25 | 35.31 | 32.65 | 35.06 | 34.40 | 33.29 | 32.13 | 29.80 | 30.83 | 34.83 | 34.04 |

San Angelo Good Slaughter Ewes 80-130 lbs. Seasonal Price Index



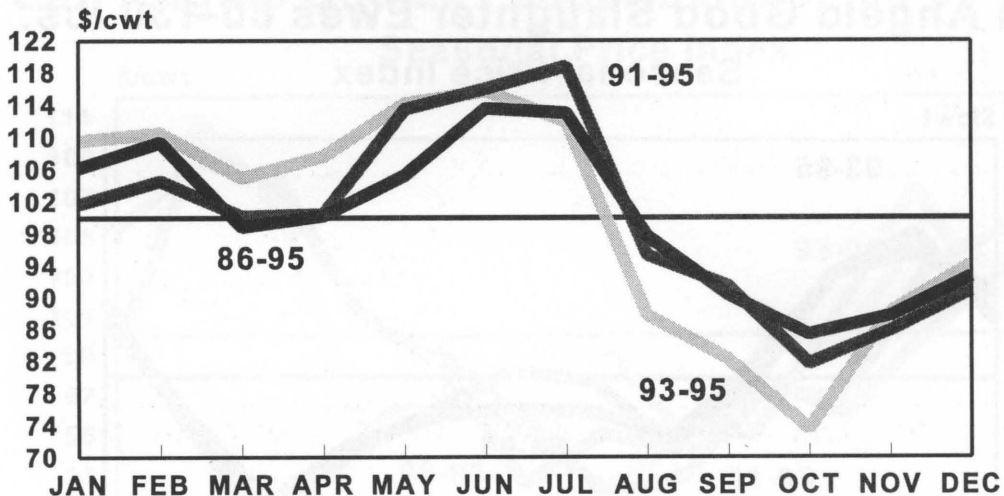
ANGORA GOATS, CHOICE YOUNG MUTTON ¹

per head

| YEAR | JAN | FEB | MAR | APR | MAY | JUN | JUL | AUG | SEP | OCT | NOV | DEC | AVG |
|------|-------|-------|-------|-------|-------|-------|-------|-------|-------|-------|-------|-------|-------|
| 1980 | 57.00 | 63.00 | 70.00 | 47.50 | 51.00 | 57.50 | 45.70 | 51.50 | 44.75 | 45.50 | 50.00 | 52.50 | 53.00 |
| 1981 | 56.50 | 50.00 | 55.50 | 64.00 | 62.00 | 54.00 | 65.00 | 52.50 | 50.50 | 42.50 | 50.00 | 55.00 | 54.79 |
| 1982 | 52.50 | 57.50 | 47.50 | 48.75 | 52.50 | 52.50 | 48.75 | 45.00 | 42.00 | 35.00 | 35.00 | 35.00 | 46.00 |
| 1983 | 42.50 | 47.50 | 51.50 | 47.00 | 57.25 | 57.50 | 54.00 | 70.00 | 48.50 | 52.50 | 50.00 | 55.00 | 52.77 |
| 1984 | 64.25 | 78.50 | 71.50 | 53.50 | 50.25 | 56.50 | 50.00 | 57.50 | 53.00 | 48.50 | 52.75 | 51.50 | 57.31 |
| 1985 | 65.00 | 61.00 | 45.00 | 60.00 | 55.00 | 52.00 | 51.00 | 55.00 | 48.75 | 46.25 | 50.00 | 50.00 | 53.25 |
| 1986 | 55.50 | 56.25 | 47.50 | 41.00 | 41.00 | 49.50 | 51.50 | 49.50 | 41.50 | 41.25 | 49.50 | 50.00 | 47.83 |
| 1987 | 53.00 | 56.00 | 47.00 | 56.00 | 63.00 | 74.00 | 68.50 | 73.50 | 57.50 | 61.50 | 50.00 | 54.75 | 59.56 |
| 1988 | 55.00 | 56.00 | 43.50 | 50.00 | 47.00 | 56.00 | 47.50 | 42.25 | 42.50 | 42.50 | 42.00 | 44.00 | 47.35 |
| 1989 | 46.50 | 53.75 | 43.50 | 47.25 | 43.00 | 44.00 | 47.50 | 37.00 | 40.50 | 34.00 | 35.25 | 38.50 | 42.56 |
| 1990 | 44.00 | 40.00 | 45.00 | 37.50 | 35.00 | 35.00 | 36.00 | 28.25 | 25.25 | 25.25 | 29.75 | 30.50 | 34.29 |
| 1991 | 30.00 | 33.75 | 31.50 | 31.50 | 45.00 | 45.00 | 50.00 | 46.50 | 44.25 | 42.00 | 32.50 | 37.00 | 39.08 |
| 1992 | 40.50 | 41.00 | 41.00 | 38.75 | 42.00 | 45.00 | 49.00 | 35.00 | 36.00 | 29.50 | 31.50 | 30.00 | 38.27 |
| 1993 | 41.50 | 37.00 | 32.50 | 34.00 | 36.00 | 36.88 | 34.50 | 26.50 | 25.00 | 17.00 | 25.00 | 23.00 | 30.74 |
| 1994 | 26.00 | 32.50 | 31.50 | 33.00 | 39.25 | 41.50 | 41.50 | 33.00 | 30.50 | 30.50 | 36.00 | 41.50 | 34.73 |
| 1995 | 46.00 | 45.00 | 44.75 | 44.50 | 43.00 | 41.50 | 40.00 | 31.40 | 29.67 | 28.69 | 30.33 | 33.00 | 31.72 |

¹ Source: *Ranch Magazine* 1980-1993
Livestock Weekly 1994-1995

Angora Goats, Choice Young Mutton Seasonal Price Index



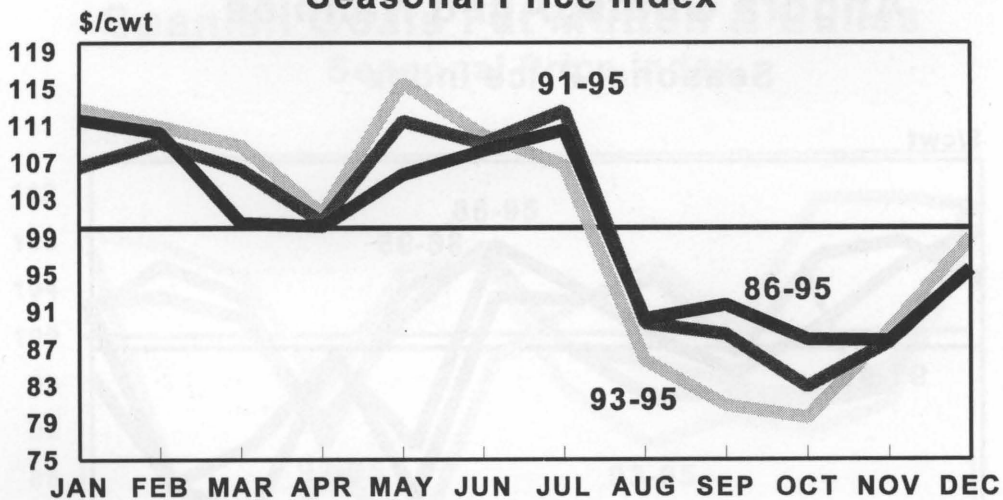
ANGORA GOATS, AGED MUTTON ¹

per head

| YEAR | JAN | FEB | MAR | APR | MAY | JUN | JUL | AUG | SEP | OCT | NOV | DEC | AVG |
|------|-------|-------|-------|-------|-------|-------|-------|-------|-------|-------|-------|-------|-------|
| 1985 | 45.00 | 47.00 | 44.13 | 41.25 | 41.50 | 42.50 | 43.50 | 40.00 | 35.00 | 40.00 | 37.25 | 45.00 | 41.84 |
| 1986 | 43.00 | 41.00 | 40.00 | 35.50 | 36.00 | 36.50 | 41.50 | 44.50 | 37.50 | 41.50 | 35.00 | 35.50 | 38.96 |
| 1987 | 45.00 | 49.50 | 40.00 | 47.00 | 45.00 | 50.00 | 50.00 | 40.00 | 45.00 | 42.50 | 37.50 | 44.50 | 44.67 |
| 1988 | 42.50 | 40.50 | 32.50 | 35.00 | 38.50 | 46.00 | 41.50 | 35.00 | 38.50 | 34.00 | 40.00 | 38.50 | 38.54 |
| 1989 | 49.00 | 48.50 | 35.00 | 38.50 | 41.00 | 41.50 | 44.00 | 27.50 | 33.25 | 39.00 | 35.25 | 39.50 | 39.33 |
| 1990 | 49.00 | 39.00 | 40.00 | 40.00 | 37.00 | 37.50 | 36.50 | 31.00 | 31.50 | 25.00 | 25.25 | 29.50 | 35.10 |
| 1991 | 30.00 | 32.00 | 27.00 | 28.00 | 36.50 | 33.75 | 45.00 | 36.00 | 38.50 | 33.50 | 32.00 | 31.50 | 33.65 |
| 1992 | 37.75 | 42.50 | 44.50 | 41.50 | 37.00 | 41.50 | 40.00 | 31.00 | 31.50 | 28.00 | 28.00 | 31.83 | 36.26 |
| 1993 | 46.00 | 35.50 | 43.00 | 33.50 | 41.00 | 35.00 | 31.50 | 29.00 | 24.00 | 21.50 | 28.00 | 23.50 | 32.63 |
| 1994 | 27.50 | 36.00 | 27.50 | 30.50 | 39.00 | 40.00 | 40.00 | 30.00 | 32.00 | 34.00 | 37.75 | 41.50 | 34.65 |
| 1995 | 46.00 | 46.00 | 44.75 | 43.50 | 42.50 | 41.50 | 41.50 | 31.80 | 29.67 | 28.69 | 28.42 | 39.75 | 38.67 |

¹ Source: *Ranch Magazine* 1980-1993
Livestock Weekly 1994-1995

Angora Goats, Aged Mutton Seasonal Price Index



ANGORA GOATS, AGED NANNIES ¹

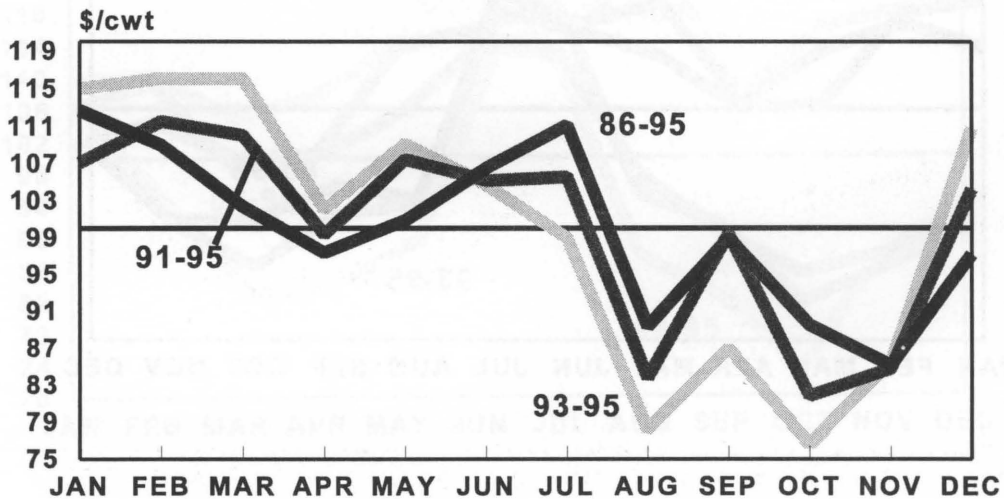
per head

| YEAR | JAN | FEB | MAR | APR | MAY | JUN | JUL | AUG | SEP | OCT | NOV | DEC | AVG |
|------|-------|-------|-------|-------|-------|-------|-------|-------|-------|-------|-------|-------|-------|
| 1985 | 50.00 | 55.00 | 48.13 | 41.25 | 38.13 | 35.00 | 34.00 | 42.50 | 35.45 | 42.50 | 42.50 | 51.00 | 42.96 |
| 1986 | 50.00 | 41.00 | 40.00 | 35.50 | 36.00 | 36.50 | 41.50 | 44.50 | 37.50 | 41.50 | 35.00 | 40.00 | 39.92 |
| 1987 | 58.75 | 49.50 | 42.50 | 47.00 | 45.00 | 62.50 | 62.00 | 42.50 | 55.00 | 52.50 | 42.50 | 44.50 | 50.35 |
| 1988 | 42.50 | 40.50 | 32.50 | 46.00 | 47.00 | 54.00 | 50.00 | 42.50 | 45.00 | 40.00 | 40.00 | 38.50 | 43.21 |
| 1989 | 49.00 | 48.50 | 35.00 | 38.50 | 41.00 | 39.50 | 50.00 | 34.00 | 36.50 | 39.00 | 35.25 | 39.50 | 40.48 |
| 1990 | 43.00 | 44.00 | 52.00 | 33.00 | 31.50 | 31.50 | 36.50 | 31.00 | 31.50 | 25.00 | 25.25 | 29.50 | 34.48 |
| 1991 | 30.00 | 37.63 | 27.50 | 28.00 | 32.75 | 33.75 | 39.50 | 30.50 | 38.50 | 33.50 | 32.00 | 31.50 | 32.93 |
| 1992 | 27.50 | 25.50 | 33.41 | 29.50 | 30.50 | 30.00 | 30.00 | 25.00 | 32.50 | 20.50 | 18.50 | 25.50 | 27.37 |
| 1993 | 36.00 | 31.00 | 31.00 | 25.50 | 28.25 | 29.88 | 24.75 | 17.00 | 20.00 | 15.50 | 19.75 | 23.00 | 25.14 |
| 1994 | 21.50 | 29.50 | 29.00 | 21.50 | 31.00 | 31.50 | 33.50 | 25.00 | 28.75 | 28.75 | 32.50 | 37.50 | 29.17 |
| 1995 | 44.50 | 42.50 | 43.00 | 43.50 | 37.50 | 31.50 | 29.50 | 27.30 | 28.38 | 23.67 | 23.58 | 37.75 | 34.39 |

¹ Source: *Ranch Magazine* 1980-1993
Livestock Weekly 1994-1995

Angora Goats, Aged Nannies

Seasonal Price Index



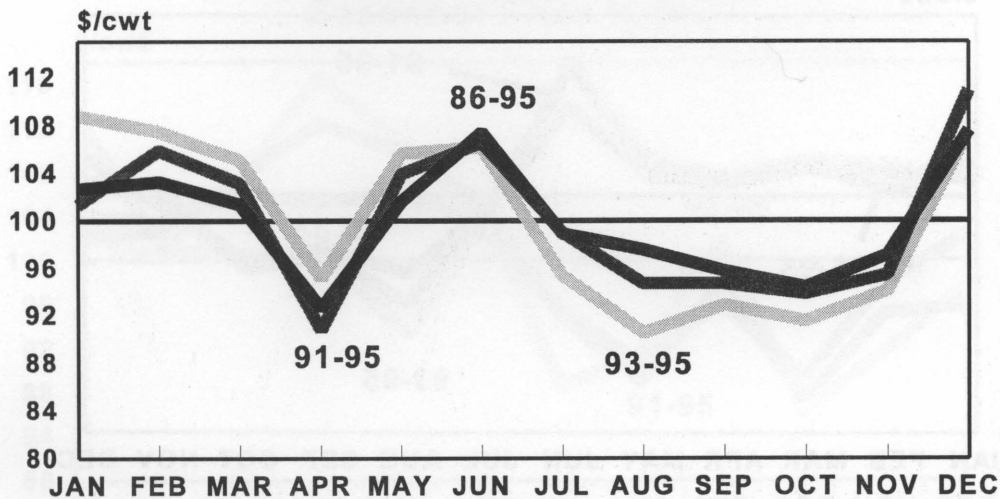
SPANISH GOATS, FAT MUTTON & BILLIES ¹

per head

| YEAR | JAN | FEB | MAR | APR | MAY | JUN | JUL | AUG | SEP | OCT | NOV | DEC | AVG |
|------|--------|-------|-------|-------|-------|-------|-------|-------|-------|-------|-------|--------|-------|
| 1985 | 32.50 | 42.50 | 35.00 | 44.50 | 42.50 | 38.50 | 42.50 | 41.00 | 37.50 | 36.00 | 32.00 | 43.75 | 39.02 |
| 1986 | 45.00 | 40.00 | 26.25 | 41.00 | 38.50 | 50.00 | 50.00 | 47.50 | 46.00 | 50.00 | 50.00 | 50.00 | 44.52 |
| 1987 | 55.00 | 50.00 | 50.00 | 45.00 | 52.50 | 51.00 | 46.50 | 46.00 | 46.00 | 45.00 | 50.00 | 57.50 | 49.54 |
| 1988 | 60.00 | 52.50 | 53.50 | 50.00 | 54.00 | 60.00 | 55.00 | 57.50 | 55.00 | 50.00 | 57.00 | 56.50 | 55.08 |
| 1989 | 60.00 | 66.00 | 65.00 | 61.00 | 63.50 | 62.50 | 55.00 | 60.00 | 62.50 | 64.00 | 62.50 | 66.25 | 62.35 |
| 1990 | 70.00 | 68.50 | 80.00 | 66.50 | 65.00 | 77.50 | 67.50 | 70.00 | 60.00 | 55.00 | 56.00 | 56.25 | 66.02 |
| 1991 | 54.75 | 62.00 | 62.50 | 57.00 | 76.50 | 67.50 | 72.50 | 70.50 | 62.50 | 70.00 | 60.00 | 77.50 | 66.10 |
| 1992 | 62.50 | 75.00 | 70.00 | 53.50 | 57.50 | 75.00 | 67.50 | 65.00 | 67.50 | 60.00 | 70.00 | 77.50 | 66.75 |
| 1993 | 80.00 | 72.50 | 80.00 | 70.00 | 78.00 | 73.00 | 72.50 | 62.50 | 70.00 | 85.00 | 65.00 | 70.00 | 73.21 |
| 1994 | 71.50 | 86.00 | 78.00 | 70.00 | 80.00 | 80.00 | 69.00 | 73.50 | 62.25 | 51.00 | 84.00 | 100.00 | 75.44 |
| 1995 | 100.00 | 90.00 | 85.00 | 80.00 | 86.25 | 92.50 | 79.00 | 73.25 | 82.38 | 75.50 | 68.42 | 78.75 | 82.59 |

¹ Source: *Ranch Magazine* 1980-1993
Livestock Weekly 1994-1995

Spanish Goats Fat Mutton & Billies Seasonal Price Index



SPANISH GOATS, YEARLING MUTTON ¹

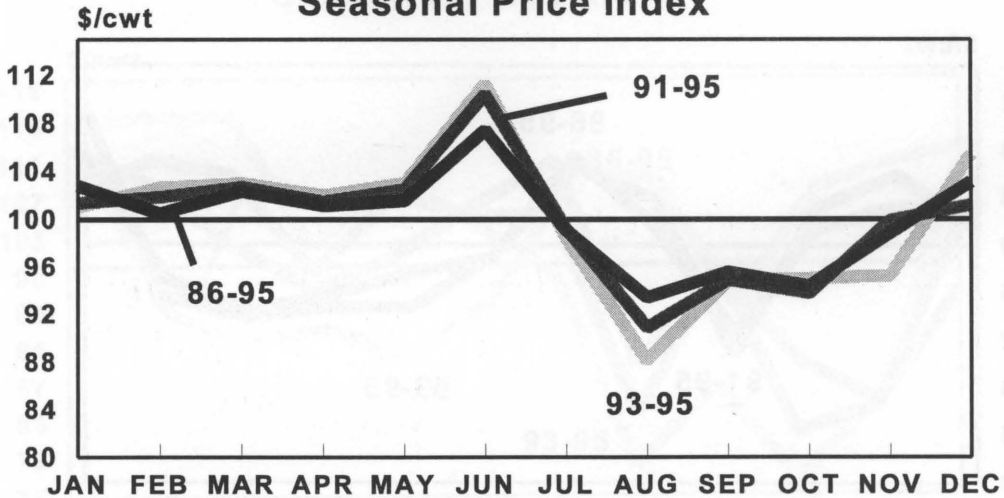
per head

| YEAR | JAN | FEB | MAR | APR | MAY | JUN | JUL | AUG | SEP | OCT | NOV | DEC | AVG |
|------|-------|-------|-------|-------|-------|-------|-------|-------|-------|-------|-------|-------|-------|
| 1985 | 35.00 | 41.25 | 34.13 | 27.00 | 26.00 | 25.00 | 26.50 | 27.50 | 28.50 | 29.25 | 30.00 | 36.25 | 30.53 |
| 1986 | 37.00 | 34.50 | 34.00 | 32.00 | 33.50 | 39.00 | 37.00 | 39.00 | 39.50 | 37.50 | 38.75 | 40.00 | 36.81 |
| 1987 | 41.00 | 40.00 | 41.00 | 38.50 | 41.00 | 41.50 | 40.00 | 40.00 | 38.50 | 38.50 | 40.00 | 42.00 | 40.17 |
| 1988 | 45.00 | 40.00 | 42.50 | 40.50 | 38.50 | 40.00 | 40.00 | 40.00 | 36.00 | 39.00 | 37.50 | 42.75 | 40.15 |
| 1989 | 47.50 | 50.00 | 51.00 | 50.00 | 50.00 | 47.50 | 45.00 | 42.50 | 47.50 | 46.25 | 50.00 | 55.00 | 48.52 |
| 1990 | 53.50 | 47.50 | 50.00 | 55.00 | 52.50 | 55.00 | 50.00 | 45.00 | 45.00 | 42.50 | 43.25 | 46.00 | 48.77 |
| 1991 | 45.75 | 39.00 | 40.50 | 41.00 | 47.50 | 47.50 | 47.00 | 40.00 | 40.50 | 36.50 | 43.50 | 48.50 | 43.10 |
| 1992 | 45.00 | 50.50 | 50.50 | 48.50 | 43.00 | 49.50 | 42.50 | 45.00 | 44.00 | 45.00 | 52.50 | 35.00 | 45.92 |
| 1993 | 47.00 | 50.00 | 56.00 | 50.00 | 52.50 | 49.75 | 48.50 | 42.50 | 47.50 | 46.75 | 41.50 | 46.50 | 48.21 |
| 1994 | 46.00 | 47.50 | 42.50 | 47.50 | 51.75 | 56.00 | 47.50 | 42.50 | 45.00 | 47.50 | 55.25 | 62.00 | 49.25 |
| 1995 | 62.00 | 60.00 | 59.50 | 59.00 | 53.75 | 65.00 | 55.00 | 50.20 | 53.00 | 51.50 | 49.33 | 53.25 | 55.96 |

¹ Source: *Ranch Magazine* 1980-1993
Livestock Weekly 1994-1995

Spanish Goats Yearling Mutton

Seasonal Price Index



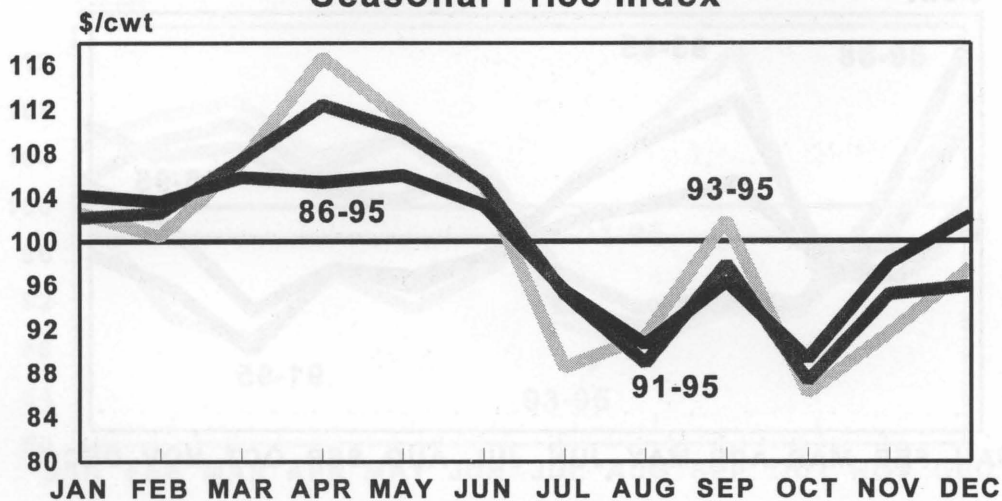
SPANISH GOATS, FAT NANNIES ¹

per head

| YEAR | JAN | FEB | MAR | APR | MAY | JUN | JUL | AUG | SEP | OCT | NOV | DEC | AVG |
|------|-------|-------|-------|-------|-------|-------|-------|-------|-------|-------|-------|-------|-------|
| 1985 | 25.00 | 26.00 | 38.00 | 25.50 | 25.00 | 25.00 | 24.50 | 26.00 | 27.50 | 26.00 | 32.00 | 36.50 | 28.08 |
| 1986 | 37.50 | 29.50 | 31.50 | 27.50 | 27.50 | 31.75 | 29.00 | 27.50 | 27.50 | 29.00 | 34.00 | 34.00 | 30.52 |
| 1987 | 33.50 | 34.00 | 33.00 | 33.50 | 35.00 | 34.00 | 32.50 | 29.00 | 29.50 | 29.50 | 29.50 | 36.00 | 32.42 |
| 1988 | 41.00 | 35.00 | 35.00 | 31.00 | 33.75 | 36.00 | 34.00 | 36.00 | 36.00 | 35.00 | 42.50 | 48.50 | 36.98 |
| 1989 | 48.50 | 55.50 | 49.50 | 42.50 | 50.00 | 41.50 | 45.00 | 41.00 | 45.00 | 39.00 | 42.50 | 48.00 | 45.67 |
| 1990 | 46.00 | 49.00 | 52.50 | 54.00 | 50.00 | 52.50 | 45.00 | 46.00 | 45.00 | 45.00 | 47.75 | 46.00 | 48.23 |
| 1991 | 48.00 | 48.00 | 48.00 | 45.00 | 47.50 | 52.50 | 46.50 | 32.50 | 42.50 | 40.00 | 41.00 | 37.00 | 44.04 |
| 1992 | 38.50 | 42.50 | 44.00 | 45.00 | 45.00 | 37.50 | 44.00 | 40.00 | 35.50 | 36.00 | 45.00 | 42.50 | 41.29 |
| 1993 | 51.00 | 44.00 | 46.50 | 43.00 | 46.50 | 42.00 | 45.00 | 38.25 | 52.50 | 32.50 | 37.50 | 37.00 | 42.98 |
| 1994 | 41.00 | 42.50 | 50.00 | 67.50 | 57.50 | 55.00 | 38.50 | 46.00 | 44.50 | 43.00 | 46.50 | 50.00 | 48.50 |
| 1995 | 50.00 | 52.50 | 51.75 | 51.00 | 49.75 | 48.50 | 39.00 | 42.10 | 44.00 | 43.75 | 42.83 | 48.00 | 46.93 |

¹ Source: *Ranch Magazine* 1980-1993
Livestock Weekly 1994-1995

Spanish Goats Fat Nannies Seasonal Price Index



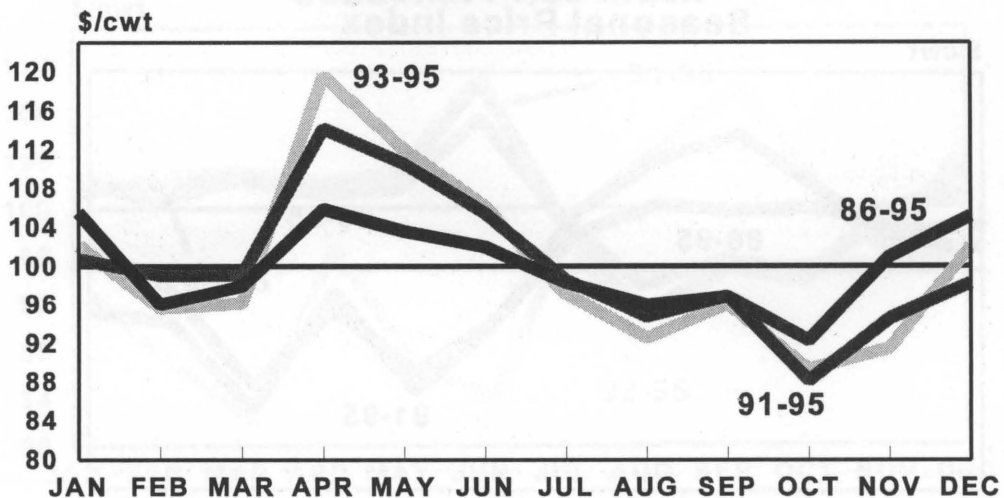
SPANISH GOATS, STOCKER NANNIES ¹

per head

| YEAR | JAN | FEB | MAR | APR | MAY | JUN | JUL | AUG | SEP | OCT | NOV | DEC | AVG |
|------|-------|-------|-------|-------|-------|-------|-------|-------|-------|-------|-------|-------|-------|
| 1985 | 17.50 | 20.00 | 20.00 | 20.50 | 21.50 | 19.00 | 20.00 | 20.25 | 20.50 | 21.00 | 23.50 | 26.25 | 20.83 |
| 1986 | 32.00 | 21.50 | 26.25 | 22.50 | 24.50 | 25.50 | 26.50 | 27.50 | 26.00 | 28.00 | 29.00 | 30.50 | 26.65 |
| 1987 | 29.50 | 29.50 | 29.25 | 28.50 | 25.50 | 31.00 | 29.50 | 30.00 | 27.50 | 28.75 | 30.10 | 32.50 | 29.30 |
| 1988 | 45.00 | 29.50 | 28.00 | 28.50 | 27.00 | 30.00 | 30.00 | 30.00 | 28.50 | 30.00 | 38.00 | 38.50 | 31.92 |
| 1989 | 37.50 | 37.50 | 34.00 | 34.00 | 37.00 | 34.00 | 35.00 | 31.00 | 36.00 | 32.50 | 40.50 | 41.50 | 35.88 |
| 1990 | 41.00 | 35.00 | 42.50 | 45.00 | 43.50 | 41.50 | 41.50 | 43.00 | 42.50 | 42.50 | 43.25 | 46.00 | 42.27 |
| 1991 | 45.75 | 43.50 | 45.00 | 46.00 | 46.50 | 45.00 | 42.25 | 40.00 | 40.50 | 36.50 | 39.50 | 35.75 | 42.19 |
| 1992 | 33.00 | 40.00 | 38.00 | 38.50 | 40.00 | 38.50 | 38.50 | 38.50 | 38.00 | 32.50 | 40.00 | 38.00 | 37.79 |
| 1993 | 40.00 | 40.00 | 40.50 | 42.00 | 38.50 | 37.00 | 37.00 | 32.00 | 40.00 | 36.50 | 32.25 | 38.25 | 37.83 |
| 1994 | 41.00 | 38.00 | 38.75 | 67.50 | 59.00 | 50.50 | 45.56 | 44.87 | 41.56 | 38.25 | 45.50 | 48.00 | 46.54 |
| 1995 | 48.00 | 42.75 | 42.13 | 41.50 | 44.00 | 46.50 | 40.00 | 40.00 | 39.67 | 38.00 | 37.75 | 42.50 | 41.90 |

¹ Source: *Ranch Magazine* 1980-1993
Livestock Weekly 1994-1995

Spanish Goats Stocker Nannies Seasonal Price Index



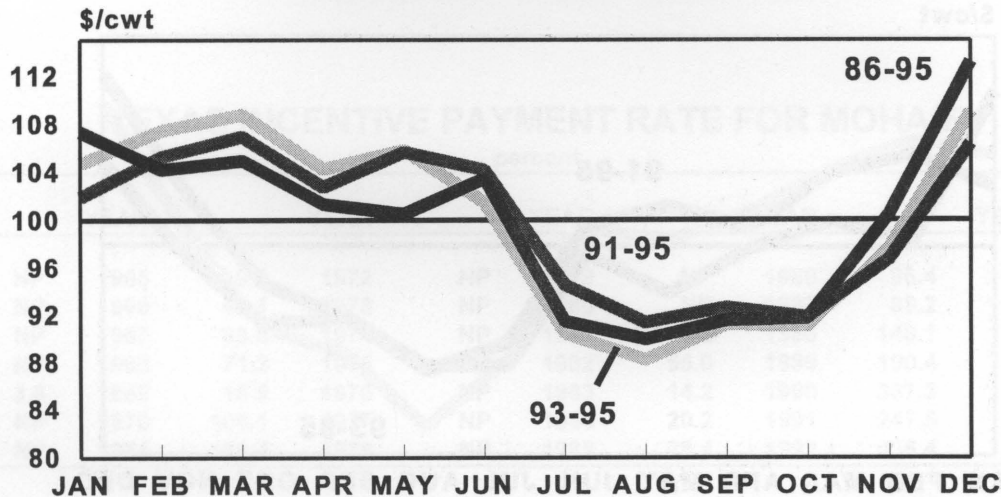
SPANISH GOATS, BIG KIDS ^{1/1}

per head

| YEAR | JAN | FEB | MAR | APR | MAY | JUN | JUL | AUG | SEP | OCT | NOV | DEC | AVG |
|------|-------|-------|-------|-------|-------|-------|-------|-------|-------|-------|-------|-------|-------|
| 1985 | 22.50 | 25.00 | 20.00 | 21.50 | 21.50 | 26.00 | 18.50 | 21.00 | 21.25 | 25.00 | 31.00 | 30.00 | 23.60 |
| 1986 | 34.00 | 24.00 | 27.00 | 25.50 | 25.00 | 29.50 | 23.50 | 22.50 | 24.50 | 25.25 | 28.50 | 32.25 | 26.79 |
| 1987 | 30.00 | 31.50 | 30.00 | 27.50 | 26.00 | 31.00 | 26.50 | 26.00 | 26.50 | 26.50 | 29.50 | 37.25 | 29.02 |
| 1988 | 38.50 | 31.00 | 29.00 | 31.00 | 28.50 | 27.50 | 25.50 | 28.50 | 28.50 | 27.50 | 32.25 | 39.25 | 30.58 |
| 1989 | 40.00 | 40.00 | 37.00 | 34.50 | 33.00 | 33.50 | 30.25 | 28.00 | 27.50 | 29.75 | 31.75 | 38.50 | 33.65 |
| 1990 | 32.50 | 32.00 | 35.00 | 35.00 | 33.00 | 36.50 | 29.50 | 31.00 | 32.00 | 32.00 | 39.38 | 39.00 | 33.91 |
| 1991 | 34.00 | 31.50 | 34.50 | 32.50 | 35.50 | 35.50 | 37.50 | 34.00 | 32.00 | 30.50 | 31.00 | 34.75 | 33.60 |
| 1992 | 32.50 | 38.00 | 36.50 | 36.00 | 36.50 | 38.50 | 31.50 | 31.75 | 32.75 | 33.00 | 34.00 | 35.00 | 34.67 |
| 1993 | 35.00 | 38.00 | 39.50 | 37.50 | 38.50 | 33.00 | 32.50 | 30.00 | 31.50 | 32.00 | 32.50 | 31.25 | 34.27 |
| 1994 | 32.50 | 34.00 | 35.50 | 34.00 | 35.00 | 36.00 | 32.00 | 31.75 | 31.63 | 31.50 | 39.00 | 46.50 | 34.95 |
| 1995 | 46.50 | 45.00 | 43.50 | 42.00 | 41.75 | 41.50 | 34.00 | 34.30 | 36.17 | 35.63 | 34.83 | 41.00 | 39.68 |

^{1/1} Source: *Ranch Magazine* 1980-1993
Livestock Weekly 1994-1995

Spanish Goats, Big Kids Seasonal Price Index



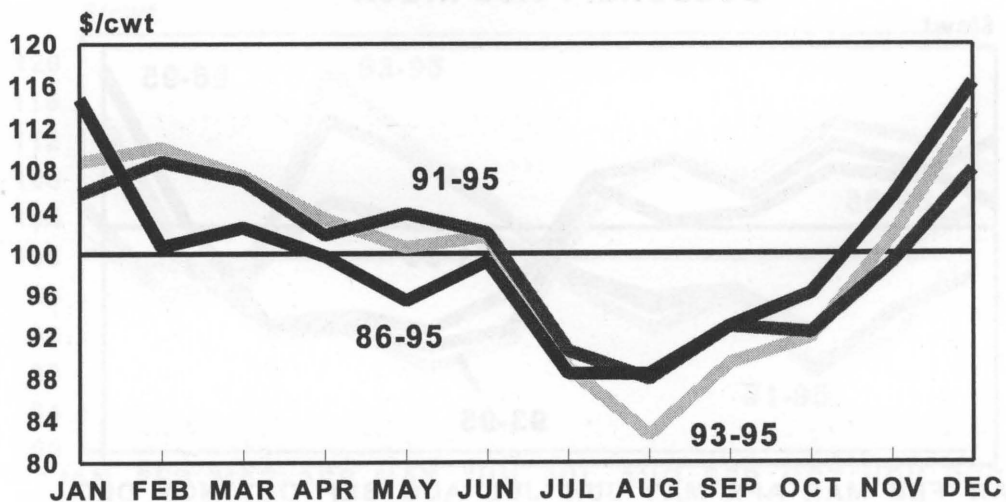
SPANISH GOATS, SMALL & MEDIUM KIDS ¹

per head

| YEAR | JAN | FEB | MAR | APR | MAY | JUN | JUL | AUG | SEP | OCT | NOV | DEC | AVG |
|------|-------|-------|-------|-------|-------|-------|-------|-------|-------|-------|-------|-------|-------|
| 1985 | 19.50 | 21.00 | 17.00 | 16.00 | 14.00 | 14.00 | 14.00 | 16.00 | 17.50 | 18.50 | 20.50 | 23.75 | 17.65 |
| 1986 | 34.00 | 17.00 | 20.00 | 18.00 | 13.00 | 21.00 | 18.00 | 17.50 | 18.00 | 19.00 | 21.00 | 22.50 | 19.92 |
| 1987 | 22.50 | 21.50 | 22.00 | 18.00 | 19.00 | 20.50 | 19.50 | 19.00 | 20.75 | 21.00 | 22.00 | 26.00 | 20.98 |
| 1988 | 26.00 | 17.00 | 18.50 | 22.50 | 17.50 | 19.00 | 16.50 | 20.50 | 19.75 | 18.50 | 26.75 | 29.00 | 20.96 |
| 1989 | 29.50 | 25.00 | 22.50 | 24.00 | 24.00 | 23.00 | 20.00 | 19.50 | 20.50 | 19.50 | 21.50 | 28.75 | 23.15 |
| 1990 | 25.00 | 20.00 | 24.00 | 24.50 | 21.00 | 22.00 | 20.50 | 21.00 | 23.00 | 32.00 | 31.88 | 31.50 | 24.70 |
| 1991 | 25.50 | 22.00 | 23.00 | 21.50 | 26.00 | 24.00 | 24.00 | 25.00 | 28.00 | 20.50 | 20.50 | 22.50 | 23.54 |
| 1992 | 22.75 | 29.07 | 27.82 | 26.00 | 26.00 | 25.00 | 20.50 | 21.00 | 19.00 | 24.00 | 25.00 | 25.00 | 24.26 |
| 1993 | 22.50 | 26.00 | 27.75 | 25.00 | 22.25 | 22.25 | 22.00 | 20.00 | 22.00 | 22.00 | 22.00 | 22.00 | 22.98 |
| 1994 | 24.00 | 23.50 | 22.75 | 25.50 | 25.75 | 26.00 | 20.50 | 19.00 | 21.00 | 23.00 | 28.25 | 33.50 | 24.40 |
| 1995 | 33.50 | 31.50 | 28.50 | 25.50 | 26.00 | 26.50 | 23.00 | 21.75 | 22.83 | 22.63 | 24.50 | 28.00 | 26.18 |

¹ Source: *Ranch Magazine* 1980-1993
Livestock Weekly 1994-1995

Spanish Goats, Small & Medium Kids Seasonal Price Index



ORIGINAL BAG TEXAS MOHAIR - YEARLING/YOUNG GOAT AVERAGE PRICES RECEIVED BY FARMERS & RANCHERS

dollars per hundredweight

| YEAR | JAN | FEB | MAR | APR | MAY | JUN | JUL | AUG | SEP | OCT | NOV | DEC | AVG |
|------|------|------|------|------|------|------|------|------|------|------|------|------|------|
| 1985 | | | | | | 3.75 | | | | | | | 3.75 |
| 1986 | | | | 2.75 | 2.75 | | | | 2.75 | 2.70 | 3.33 | | 2.86 |
| 1987 | | | | 4.35 | 4.35 | 4.00 | | | | | | 2.00 | 3.68 |
| 1988 | | | 3.00 | | | | | | | 2.20 | | | 2.60 |
| 1989 | | | | | | | | | 1.65 | | | | 1.65 |
| 1990 | 1.75 | | | | | | | | | | | .70 | 1.23 |
| 1991 | .70 | | | | 1.68 | 1.68 | | 1.90 | | | | 1.43 | 1.59 |
| 1992 | 1.40 | | | | | | 1.35 | | | .75 | | .87 | 1.11 |
| 1993 | | | | .85 | .80 | .74 | .73 | .73 | .78 | .98 | 1.03 | 1.05 | .89 |
| 1994 | | | 1.43 | 1.43 | 1.78 | 2.17 | | | | 2.68 | 3.24 | 3.20 | 2.47 |
| 1995 | | 3.25 | | | | | | | | | | | 3.25 |

ORIGINAL BAG TEXAS MOHAIR - ADULT AVERAGE PRICES RECEIVED BY FARMERS & RANCHERS

dollars per hundredweight

| YEAR | JAN | FEB | MAR | APR | MAY | JUN | JUL | AUG | SEP | OCT | NOV | DEC | AVG |
|------|------|------|------|------|------|------|------|------|------|------|------|------|------|
| 1985 | | | | | 3.46 | 3.36 | | 3.10 | 3.27 | 3.23 | | | 3.28 |
| 1986 | | | | 2.43 | 2.45 | | | | 2.05 | 2.00 | 2.09 | | 2.20 |
| 1987 | | | 2.06 | 2.30 | 2.24 | 2.10 | | 1.80 | 1.89 | 1.90 | 1.75 | 1.73 | 1.97 |
| 1988 | 1.79 | 1.55 | 1.71 | 1.75 | | | | | 1.33 | 1.45 | 1.80 | 1.80 | 1.50 |
| 1989 | | | 1.40 | 1.38 | 1.35 | 1.25 | | | 1.07 | 2.14 | | 1.10 | 1.38 |
| 1990 | 1.17 | | | | .95 | .93 | .80 | .74 | .68 | .66 | .65 | .59 | .80 |
| 1991 | .67 | | .75 | .84 | 1.55 | 1.53 | | 1.52 | 1.66 | | 1.38 | 1.25 | 1.20 |
| 1992 | 1.25 | | 1.26 | 1.25 | 1.05 | 1.08 | 1.13 | | .98 | .68 | .72 | .72 | 1.02 |
| 1993 | .71 | | .70 | .70 | .65 | .67 | .68 | .69 | .81 | .93 | .95 | .95 | .78 |
| 1994 | | | 1.30 | 1.44 | 1.59 | 1.97 | 2.15 | 2.15 | 2.45 | 2.71 | 3.10 | 3.08 | 2.21 |
| 1995 | | 3.10 | | | | | 2.40 | 2.40 | 1.50 | 1.50 | 1.66 | 1.68 | 1.87 |

TEXAS INCENTIVE PAYMENT RATE FOR MOHAIR

percent

| YEAR | YEAR | YEAR | YEAR | YEAR | YEAR |
|------|------|------|-------|------|-------|
| 1958 | NP | 1965 | 9.9 | 1972 | NP |
| 1959 | NP | 1966 | 42.1 | 1973 | NP |
| 1960 | NP | 1967 | 86.8 | 1974 | NP |
| 1961 | NP | 1968 | 71.2 | 1975 | NP |
| 1962 | 3.6 | 1969 | 18.9 | 1976 | NP |
| 1963 | NP | 1970 | 105.1 | 1977 | NP |
| 1964 | NP | 1971 | 166.4 | 1978 | NP |
| | | | | 1979 | NP |
| | | | | 1980 | NP |
| | | | | 1981 | 6.2 |
| | | | | 1982 | 56.0 |
| | | | | 1983 | 14.2 |
| | | | | 1984 | 20.2 |
| | | | | 1985 | 28.4 |
| | | | | 1986 | 96.4 |
| | | | | 1987 | 88.2 |
| | | | | 1988 | 148.1 |
| | | | | 1989 | 190.4 |
| | | | | 1990 | 387.3 |
| | | | | 1991 | 247.5 |
| | | | | 1992 | 436.4 |
| | | | | 1993 | 477.8 |
| | | | | 1994 | 85.1 |
| | | | | 1995 | 153.1 |

**ORIGINAL BAG TEXAS WOOL,
AVERAGE PRICES RECEIVED BY FARMERS & RANCHERS**

dollars per hundredweight

| YEAR | JAN | FEB | MAR | APR | MAY | JUN | JUL | AUG | SEP | OCT | NOV | DEC | AVG |
|------|------|------|------|------|------|------|------|------|------|------|------|------|------|
| 1985 | 2.04 | 1.94 | 1.83 | 1.93 | 1.95 | 1.98 | 1.98 | 1.98 | 1.98 | 1.98 | 1.98 | 1.98 | 1.96 |
| 1986 | 1.98 | 1.94 | 1.83 | 1.92 | 1.99 | 2.00 | 2.00 | 1.98 | 1.95 | 1.95 | 1.95 | 1.95 | 1.95 |
| 1987 | 1.95 | 2.02 | 2.16 | 2.68 | 2.79 | 2.85 | 2.85 | 3.15 | 3.19 | 3.20 | 3.25 | 3.25 | 2.77 |
| 1988 | 3.31 | 3.97 | 4.35 | 4.79 | 4.88 | 4.83 | 4.63 | 4.63 | 4.63 | 4.75 | 4.88 | 4.63 | 4.52 |
| 1989 | 4.69 | 4.63 | 4.23 | 3.78 | 3.75 | 3.65 | 3.50 | 3.50 | 3.50 | 3.50 | 3.40 | 3.00 | 3.76 |
| 1990 | 3.00 | 3.00 | 2.91 | 2.78 | 2.75 | 2.58 | 2.46 | 2.35 | 2.35 | 2.35 | 2.23 | 2.24 | 2.58 |
| 1991 | 2.17 | | | 1.66 | 2.03 | 2.30 | 2.30 | 2.17 | 2.03 | 1.80 | 1.38 | 1.86 | 2.01 |
| 1992 | 1.93 | 2.04 | 2.30 | 2.25 | 2.23 | 2.18 | 2.10 | 2.10 | 2.10 | 1.90 | 1.68 | 1.68 | 2.03 |
| 1993 | 1.60 | 1.48 | 1.33 | 1.27 | 1.35 | 1.40 | 1.38 | 1.39 | 1.31 | 1.28 | 1.33 | 1.33 | 1.36 |
| 1994 | 1.38 | 1.50 | 1.70 | 2.01 | 2.26 | 2.30 | 2.30 | 2.33 | 2.48 | 2.37 | 2.38 | 2.38 | 2.12 |
| 1995 | 2.49 | 2.53 | 2.66 | 2.85 | 2.93 | 2.86 | 2.68 | 2.49 | 2.34 | 2.14 | 2.08 | 1.86 | 2.49 |

**ORIGINAL BAG TERRITORY WOOL,
AVERAGE PRICES RECEIVED BY FARMERS & RANCHERS**

dollars per hundredweight

| YEAR | JAN | FEB | MAR | APR | MAY | JUN | JUL | AUG | SEP | OCT | NOV | DEC | AVG |
|------|------|------|------|------|------|------|------|------|------|------|------|------|------|
| 1985 | 2.00 | 1.91 | 1.78 | 1.75 | 1.80 | 1.83 | 1.83 | 1.83 | 1.83 | 1.85 | 1.85 | 1.85 | 1.84 |
| 1986 | 1.85 | 1.82 | 1.73 | 1.82 | 1.90 | 1.90 | 1.88 | 1.85 | 1.85 | 1.85 | 1.85 | 1.85 | 1.85 |
| 1987 | 1.85 | 1.95 | 2.09 | 2.55 | 2.65 | 2.63 | 2.63 | 2.81 | 2.87 | 2.85 | 2.85 | 2.85 | 2.55 |
| 1988 | 2.92 | 3.81 | 4.10 | 4.38 | 4.38 | 4.38 | 4.38 | 4.38 | 4.38 | 4.38 | 4.50 | 4.50 | 4.21 |
| 1989 | 4.50 | 4.38 | 3.98 | 3.53 | 3.50 | 3.45 | 3.38 | 3.38 | 3.38 | 3.38 | 3.28 | 2.87 | 3.58 |
| 1990 | 2.86 | 2.63 | 2.63 | 2.65 | 2.63 | 2.45 | 2.34 | 2.23 | 2.23 | 2.23 | 2.15 | 2.15 | 2.43 |
| 1991 | 2.07 | | 1.58 | 1.58 | 1.88 | 2.10 | 2.10 | 2.05 | 1.91 | 1.70 | 1.70 | 1.75 | 1.85 |
| 1992 | 1.82 | 1.93 | 2.18 | 2.15 | 2.18 | 2.13 | 2.00 | 2.00 | 2.00 | 1.80 | 1.58 | 1.58 | 1.94 |
| 1993 | 1.50 | 1.44 | 1.28 | 1.20 | 1.28 | 1.33 | 1.28 | 1.31 | 1.26 | 1.23 | 1.29 | 1.30 | 1.30 |
| 1994 | 1.33 | 1.41 | 1.59 | 1.89 | 2.14 | 2.18 | 2.18 | 2.21 | 2.38 | 2.28 | 2.28 | 2.28 | 2.02 |
| 1995 | 2.41 | 2.45 | 2.56 | 2.71 | 2.80 | 2.72 | 2.58 | 2.41 | 2.24 | 2.03 | 1.95 | 1.73 | 2.38 |

TEXAS INCENTIVE PAYMENT RATE FOR WOOL

percent

| YEAR | YEAR | YEAR | YEAR | YEAR | YEAR |
|------|------|------|-------|------|-------|
| 1958 | 70.3 | 1965 | 31.6 | 1972 | 105.7 |
| 1959 | 43.2 | 1966 | 24.8 | 1973 | NP |
| 1960 | 47.6 | 1967 | 65.8 | 1974 | 21.8 |
| 1961 | 44.5 | 1968 | 65.4 | 1975 | 61.1 |
| 1962 | 30.0 | 1969 | 65.1 | 1976 | 9.6 |
| 1963 | 27.8 | 1970 | 102.8 | 1977 | 37.5 |
| 1964 | 16.5 | 1971 | 271.1 | 1978 | 45.0 |
| | | | | 1979 | 33.3 |
| | | | | 1980 | 39.6 |
| | | | | 1981 | 42.9 |
| | | | | 1982 | 100.3 |
| | | | | 1983 | 149.6 |
| | | | | 1984 | 107.5 |
| | | | | 1985 | 160.7 |
| | | | | 1986 | 166.5 |
| | | | | 1987 | 97.4 |
| | | | | 1988 | 29.0 |
| | | | | 1989 | 42.7 |
| | | | | 1990 | 127.5 |
| | | | | 1991 | 241.8 |
| | | | | 1992 | 166.2 |
| | | | | 1993 | 300.0 |
| | | | | 1994 | 167.9 |
| | | | | 1995 | 103.8 |

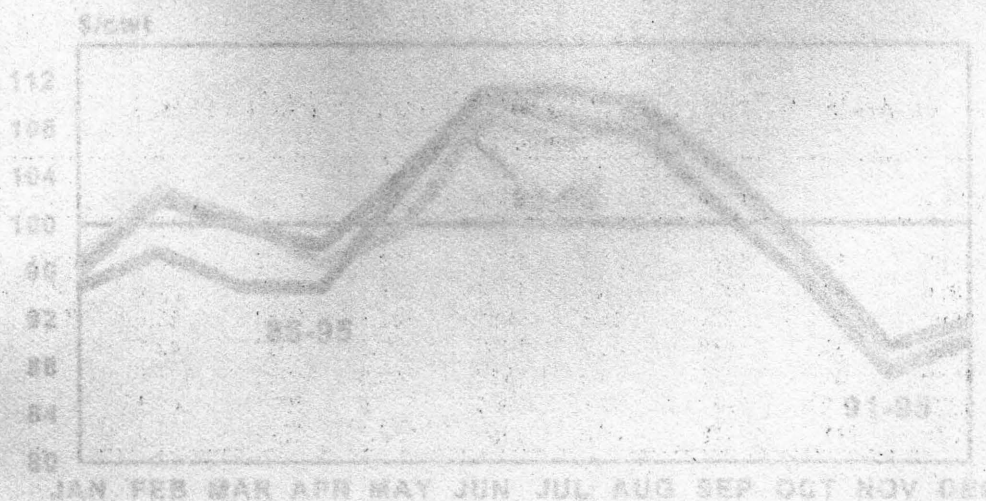
SAN ANTONIO BARRONS AND GILTS

(Dollars per hundredweight)

| YEAR | JAN | FEB | MAR | APR | MAY | JUN | JUL | AUG | SEP | OCT | NOV | DEC |
|------|-------|-------|-------|-------|-------|-------|-------|-------|-------|-------|-------|-------|
| 1954 | 28.71 | 29.24 | 28.72 | 27.88 | 28.27 | 28.81 | 29.34 | 29.28 | 27.55 | 27.81 | 28.28 | 28.28 |
| 1955 | 29.55 | 28.12 | 28.72 | 27.88 | 28.57 | 29.09 | 29.21 | 28.50 | 27.08 | 27.88 | 28.47 | 28.94 |
| 1956 | 28.30 | 28.74 | 28.68 | 27.75 | 28.54 | 29.59 | 27.75 | 28.85 | 28.53 | 28.31 | 27.74 | 27.83 |
| 1957 | 28.57 | 28.87 | 28.58 | 28.22 | 28.87 | 28.38 | 27.67 | 28.07 | 28.01 | 27.00 | 27.28 | 28.58 |
| 1958 | 28.67 | 28.40 | 28.78 | 28.38 | 28.92 | 28.82 | 28.57 | 28.27 | 28.41 | 28.87 | 28.80 | 28.71 |
| 1959 | 28.88 | 28.82 | 28.78 | 28.78 | 28.83 | 28.82 | 28.98 | 28.14 | 28.82 | 27.78 | 28.22 | 28.83 |
| 1960 | 28.34 | 28.24 | 28.78 | 28.88 | 27.88 | 28.24 | 28.87 | 28.88 | 27.88 | 28.18 | 28.18 | 28.18 |
| 1961 | 28.84 | 28.78 | 28.88 | 28.88 | 28.28 | 28.78 | 28.40 | 27.87 | 27.82 | 27.43 | 27.24 | 28.58 |
| 1962 | 27.88 | 28.78 | 28.82 | 28.88 | 28.28 | 28.72 | 27.88 | 28.58 | 28.87 | 28.87 | 27.44 | 28.58 |
| 1963 | 28.72 | 27.12 | 28.87 | 28.88 | 28.58 | 28.10 | 28.78 | 28.82 | 28.82 | 28.88 | 27.84 | 28.74 |
| 1964 | 28.18 | 28.88 | 28.88 | 28.22 | 28.88 | 27.87 | 28.88 | 27.88 | 28.72 | 28.78 | 28.82 | 28.87 |
| 1965 | 28.27 | 28.34 | 28.42 | 28.88 | 28.88 | 28.88 | 28.88 | 28.18 | 28.77 | 28.28 | 28.82 | 28.74 |
| 1966 | 28.88 | 28.88 | 28.82 | 28.22 | 28.81 | 28.88 | 28.88 | 28.88 | 28.88 | 28.88 | 28.88 | 28.88 |
| 1967 | 28.22 | 28.88 | 28.48 | 28.88 | 28.48 | 28.12 | 27.88 | 28.78 | 28.88 | 28.72 | 28.88 | 28.88 |
| 1968 | 28.22 | 28.88 | 27.42 | 28.88 | 28.88 | 28.88 | 28.18 | 28.88 | 28.88 | 28.88 | 28.88 | 28.88 |
| 1969 | 28.48 | 28.42 | 28.81 | 28.22 | 28.88 | 28.22 | 28.42 | 28.82 | 28.88 | 28.88 | 28.88 | 28.78 |
| 1970 | 28.88 | 28.48 | 28.88 | 28.74 | 28.22 | 28.88 | 28.48 | 28.88 | 28.88 | 28.88 | 28.88 | 28.88 |
| 1971 | 28.88 | 28.78 | 28.88 | 28.88 | 28.88 | 28.88 | 28.88 | 28.88 | 28.88 | 28.88 | 28.88 | 28.88 |
| 1972 | 28.88 | 28.88 | 28.88 | 28.88 | 28.88 | 28.88 | 28.88 | 28.88 | 28.88 | 28.88 | 28.88 | 28.88 |
| 1973 | 28.88 | 28.88 | 28.88 | 28.88 | 28.88 | 28.88 | 28.88 | 28.88 | 28.88 | 28.88 | 28.88 | 28.88 |
| 1974 | 28.88 | 28.88 | 28.88 | 28.88 | 28.88 | 28.88 | 28.88 | 28.88 | 28.88 | 28.88 | 28.88 | 28.88 |
| 1975 | 28.88 | 28.88 | 28.88 | 28.88 | 28.88 | 28.88 | 28.88 | 28.88 | 28.88 | 28.88 | 28.88 | 28.88 |
| 1976 | 28.88 | 28.88 | 28.88 | 28.88 | 28.88 | 28.88 | 28.88 | 28.88 | 28.88 | 28.88 | 28.88 | 28.88 |
| 1977 | 28.88 | 28.88 | 28.88 | 28.88 | 28.88 | 28.88 | 28.88 | 28.88 | 28.88 | 28.88 | 28.88 | 28.88 |
| 1978 | 28.88 | 28.88 | 28.88 | 28.88 | 28.88 | 28.88 | 28.88 | 28.88 | 28.88 | 28.88 | 28.88 | 28.88 |
| 1979 | 28.88 | 28.88 | 28.88 | 28.88 | 28.88 | 28.88 | 28.88 | 28.88 | 28.88 | 28.88 | 28.88 | 28.88 |
| 1980 | 28.88 | 28.88 | 28.88 | 28.88 | 28.88 | 28.88 | 28.88 | 28.88 | 28.88 | 28.88 | 28.88 | 28.88 |
| 1981 | 28.88 | 28.88 | 28.88 | 28.88 | 28.88 | 28.88 | 28.88 | 28.88 | 28.88 | 28.88 | 28.88 | 28.88 |
| 1982 | 28.88 | 28.88 | 28.88 | 28.88 | 28.88 | 28.88 | 28.88 | 28.88 | 28.88 | 28.88 | 28.88 | 28.88 |
| 1983 | 28.88 | 28.88 | 28.88 | 28.88 | 28.88 | 28.88 | 28.88 | 28.88 | 28.88 | 28.88 | 28.88 | 28.88 |
| 1984 | 28.88 | 28.88 | 28.88 | 28.88 | 28.88 | 28.88 | 28.88 | 28.88 | 28.88 | 28.88 | 28.88 | 28.88 |
| 1985 | 28.88 | 28.88 | 28.88 | 28.88 | 28.88 | 28.88 | 28.88 | 28.88 | 28.88 | 28.88 | 28.88 | 28.88 |
| 1986 | 28.88 | 28.88 | 28.88 | 28.88 | 28.88 | 28.88 | 28.88 | 28.88 | 28.88 | 28.88 | 28.88 | 28.88 |
| 1987 | 28.88 | 28.88 | 28.88 | 28.88 | 28.88 | 28.88 | 28.88 | 28.88 | 28.88 | 28.88 | 28.88 | 28.88 |
| 1988 | 28.88 | 28.88 | 28.88 | 28.88 | 28.88 | 28.88 | 28.88 | 28.88 | 28.88 | 28.88 | 28.88 | 28.88 |
| 1989 | 28.88 | 28.88 | 28.88 | 28.88 | 28.88 | 28.88 | 28.88 | 28.88 | 28.88 | 28.88 | 28.88 | 28.88 |
| 1990 | 28.88 | 28.88 | 28.88 | 28.88 | 28.88 | 28.88 | 28.88 | 28.88 | 28.88 | 28.88 | 28.88 | 28.88 |
| 1991 | 28.88 | 28.88 | 28.88 | 28.88 | 28.88 | 28.88 | 28.88 | 28.88 | 28.88 | 28.88 | 28.88 | 28.88 |
| 1992 | 28.88 | 28.88 | 28.88 | 28.88 | 28.88 | 28.88 | 28.88 | 28.88 | 28.88 | 28.88 | 28.88 | 28.88 |
| 1993 | 28.88 | 28.88 | 28.88 | 28.88 | 28.88 | 28.88 | 28.88 | 28.88 | 28.88 | 28.88 | 28.88 | 28.88 |
| 1994 | 28.88 | 28.88 | 28.88 | 28.88 | 28.88 | 28.88 | 28.88 | 28.88 | 28.88 | 28.88 | 28.88 | 28.88 |
| 1995 | 28.88 | 28.88 | 28.88 | 28.88 | 28.88 | 28.88 | 28.88 | 28.88 | 28.88 | 28.88 | 28.88 | 28.88 |

F. Hogs and Pigs Prices

San Antonio Barrows and Gilts Seasonal Price Index



[Blank Page in Original Bulletin]

SAN ANTONIO BARROWS AND GILTS*

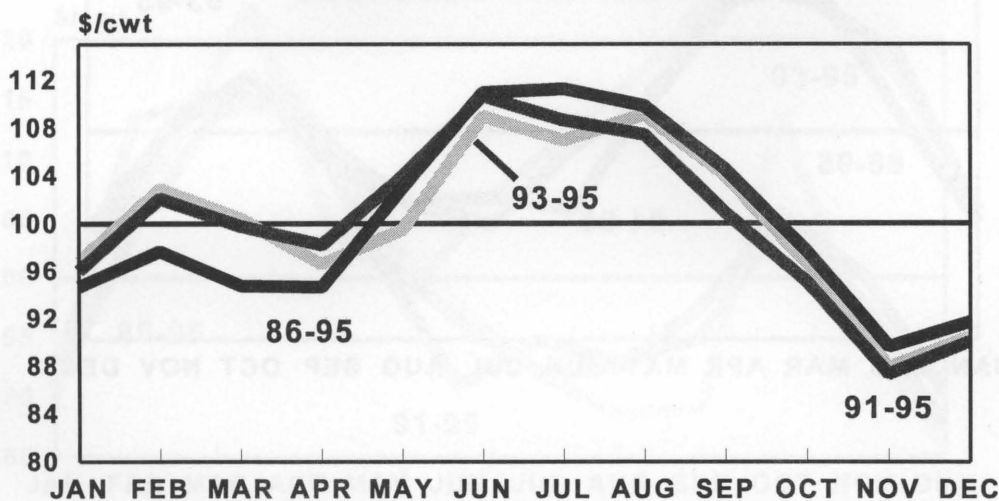
dollars per hundredweight

| YEAR | JAN | FEB | MAR | APR | MAY | JUN | JUL | AUG | SEP | OCT | NOV | DEC | AVG |
|------|-------|-------|-------|-------|-------|-------|-------|-------|-------|-------|-------|-------|-------|
| 1965 | 16.77 | 17.32 | 17.21 | 17.49 | 20.27 | 23.01 | 24.54 | 24.26 | 22.55 | 23.51 | 23.88 | 27.58 | 21.53 |
| 1966 | 28.53 | 28.10 | 24.88 | 22.28 | 22.67 | 24.49 | 24.81 | 25.50 | 23.09 | 21.86 | 20.47 | 20.81 | 23.96 |
| 1967 | 20.32 | 19.72 | 19.66 | 17.19 | 20.64 | 21.59 | 21.76 | 20.89 | 19.03 | 18.31 | 17.75 | 17.99 | 19.57 |
| 1968 | 18.57 | 18.87 | 19.44 | 19.02 | 19.07 | 20.38 | 21.47 | 20.07 | 20.01 | 17.80 | 17.29 | 18.64 | 19.22 |
| 1969 | 19.67 | 20.10 | 20.92 | 20.29 | 22.62 | 24.62 | 25.57 | 26.27 | 25.42 | 25.97 | 26.97 | 27.97 | 23.87 |
| 1970 | 28.09 | 28.52 | 26.50 | 24.25 | 24.43 | 24.65 | 25.08 | 22.13 | 19.62 | 17.79 | 16.12 | 16.08 | 22.77 |
| 1971 | 16.34 | 19.24 | 16.78 | 16.06 | 17.39 | 18.24 | 19.37 | 18.85 | 17.56 | 19.15 | 19.18 | 21.18 | 18.28 |
| 1972 | 23.54 | 25.70 | 23.59 | 22.60 | 25.28 | 26.70 | 28.40 | 28.07 | 27.92 | 27.43 | 27.24 | 30.50 | 26.41 |
| 1973 | 31.50 | 34.75 | 38.62 | 36.66 | 36.22 | 38.72 | 41.38 | 56.55 | 44.37 | 41.59 | 41.46 | 40.33 | 40.18 |
| 1974 | 40.72 | 41.12 | 36.37 | 31.69 | 28.53 | 29.10 | 38.75 | 38.60 | 34.42 | 38.03 | 37.84 | 40.71 | 36.32 |
| 1975 | 35.18 | 38.86 | 39.09 | 40.22 | 45.60 | 47.97 | 55.86 | 57.06 | 60.13 | 58.75 | 49.62 | 49.67 | 48.17 |
| 1976 | 49.27 | 48.34 | 45.42 | 45.88 | 49.08 | 50.56 | 49.00 | 43.16 | 40.77 | 33.29 | 32.62 | 37.13 | 43.71 |
| 1977 | 38.88 | 39.88 | 36.82 | 36.25 | 41.81 | 44.06 | 44.58 | 43.68 | 39.58 | 39.92 | 38.96 | 43.31 | 40.64 |
| 1978 | 44.22 | 46.00 | 46.48 | 45.99 | 48.48 | 49.12 | 47.50 | 48.79 | 49.40 | 51.72 | 48.89 | 50.54 | 48.09 |
| 1979 | 51.73 | 52.69 | 47.42 | 45.04 | 44.95 | 41.83 | 41.16 | 38.92 | 39.81 | 35.65 | 36.89 | 40.75 | 43.07 |
| 1980 | 38.46 | 38.43 | 35.61 | 29.82 | 31.33 | 35.22 | 43.47 | 49.52 | 46.41 | 47.61 | 46.98 | 45.98 | 40.74 |
| 1981 | 42.53 | 43.40 | 41.06 | 43.34 | 50.28 | 51.56 | 51.45 | 49.51 | 49.51 | 45.28 | 43.80 | 41.78 | 46.13 |
| 1982 | 46.88 | 50.29 | 49.55 | 52.50 | 58.38 | 60.41 | 60.91 | 64.35 | 63.16 | 56.66 | 54.24 | 56.47 | 56.15 |
| 1983 | 56.41 | 58.18 | 51.90 | 48.13 | 47.91 | 47.25 | 46.94 | 49.07 | 45.65 | 41.72 | 39.85 | 46.12 | 48.26 |
| 1984 | 50.71 | 49.25 | 46.72 | 47.81 | 47.70 | 50.12 | 54.92 | 53.28 | 47.69 | 43.67 | 49.75 | 50.42 | 49.34 |
| 1985 | 50.15 | 47.50 | 43.31 | 41.65 | 41.58 | 45.74 | 47.92 | 44.75 | 40.69 | 44.09 | 44.99 | 48.23 | 45.05 |
| 1986 | 47.96 | 44.05 | 41.05 | 40.98 | 46.37 | 53.72 | 60.58 | 62.13 | 58.41 | 52.11 | 52.04 | 51.50 | 50.91 |
| 1987 | 47.35 | 48.58 | 46.21 | 50.60 | 54.19 | 60.62 | 61.12 | 59.75 | 64.50 | 49.00 | 41.31 | 41.33 | 52.05 |
| 1988 | 43.47 | 46.63 | 42.47 | 42.05 | 45.75 | 48.69 | 44.77 | 46.00 | 41.83 | 38.95 | 36.25 | 37.50 | 42.86 |
| 1989 | 41.75 | 40.06 | 39.75 | 36.75 | 42.09 | 46.01 | 47.13 | 46.30 | 42.47 | 46.11 | 43.80 | 46.46 | 43.22 |
| 1990 | 44.42 | 46.50 | 48.06 | 49.94 | 57.44 | 58.50 | 59.50 | 55.00 | 51.91 | 54.06 | 47.00 | 47.25 | 51.63 |
| 1991 | 48.17 | 50.17 | 49.13 | 48.80 | 52.75 | 53.31 | 53.40 | 49.44 | 44.58 | 41.41 | 36.58 | 37.69 | 47.12 |
| 1992 | 34.44 | 37.71 | 36.81 | 38.55 | 43.00 | 44.94 | 43.06 | 41.90 | 39.44 | 39.38 | 38.75 | 40.13 | 39.84 |
| 1993 | 39.00 | 41.75 | 44.25 | 42.00 | 43.75 | 49.38 | 42.84 | 45.16 | 45.45 | 43.75 | 41.63 | 37.66 | 43.05 |
| 1994 | 41.98 | 45.25 | 41.31 | 40.50 | 40.10 | 41.34 | 40.96 | 40.30 | 32.88 | 29.94 | 26.69 | 29.33 | 37.55 |
| 1995 | 35.4 | 36.72 | 35.22 | 33.66 | 35.80 | 40.32 | 44.84 | 45.78 | 46.71 | 42.53 | 37.38 | 41.83 | 39.68 |

* 1965-1972 220-240 lbs. U.S. 1-3 & 1985-present 210-250 lbs. U.S. 1-2

San Antonio Barrows and Gilts

Seasonal Price Index



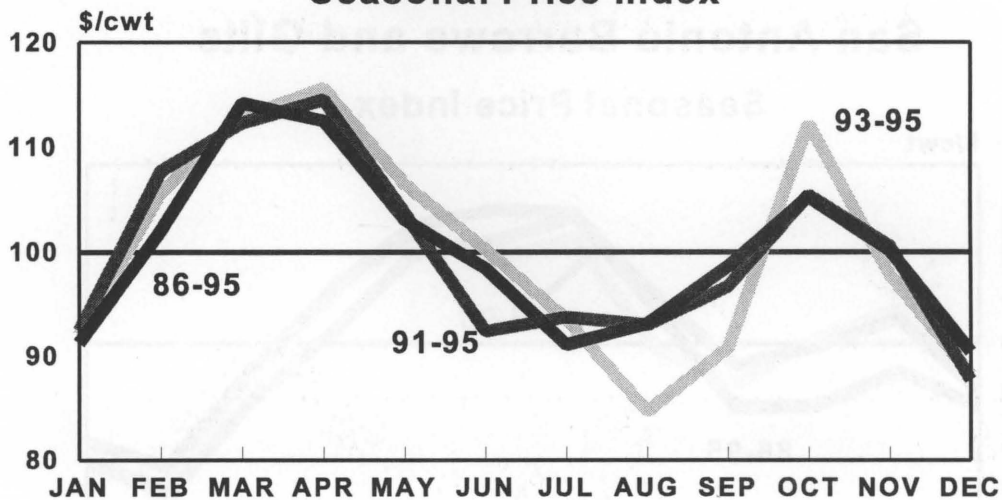
BRENHAM FEEDER PIGS, GRADE 2

dollars per hundredweight

| YEAR | JAN | FEB | MAR | APR | MAY | JUN | JUL | AUG | SEP | OCT | NOV | DEC | AVG |
|------|--------|--------|--------|--------|--------|--------|-------|-------|--------|--------|--------|--------|-------|
| 1973 | 0.00 | 0.00 | 0.00 | 50.56 | 52.36 | 54.23 | 64.05 | 89.35 | 74.64 | 70.66 | 65.56 | 58.08 | 64.39 |
| 1974 | 60.23 | 69.07 | 67.96 | 58.00 | 39.10 | 30.31 | 51.52 | 35.76 | 32.79 | 40.18 | 49.68 | 37.93 | 47.71 |
| 1975 | 54.19 | 59.46 | 68.53 | 72.14 | 83.56 | 70.74 | 79.51 | 83.53 | 92.73 | 124.75 | 78.66 | 82.28 | 79.17 |
| 1976 | 76.13 | 85.13 | 79.61 | 90.74 | 84.33 | 66.69 | 64.38 | 60.04 | 66.74 | 48.22 | 34.51 | 38.83 | 66.28 |
| 1977 | 47.48 | 55.67 | 64.90 | 73.00 | 59.40 | 54.56 | 62.40 | 65.96 | 63.94 | 68.59 | 60.60 | 55.58 | 61.01 |
| 1978 | 65.83 | 68.19 | 89.11 | 97.43 | 85.12 | 96.28 | 77.05 | 90.36 | 93.71 | 110.29 | 99.85 | 85.95 | 88.26 |
| 1979 | 80.18 | 97.95 | 114.49 | 86.70 | 82.43 | 55.37 | 47.74 | 44.21 | 58.21 | 48.05 | 43.23 | 49.57 | 67.34 |
| 1980 | 46.18 | 51.92 | 54.19 | 34.12 | 35.87 | 31.47 | 46.88 | 47.79 | 62.39 | 66.27 | 58.12 | 51.66 | 48.91 |
| 1981 | 53.30 | 54.13 | 65.20 | 68.42 | 51.87 | 54.73 | 57.29 | 74.54 | 74.42 | 93.48 | 60.49 | 59.99 | 63.99 |
| 1982 | 70.89 | 80.86 | 88.50 | 104.97 | 102.52 | 71.71 | 80.96 | 93.18 | 115.22 | 105.86 | 110.44 | 116.21 | 95.11 |
| 1983 | 101.47 | 112.87 | 98.87 | 91.50 | 65.95 | 58.82 | 60.29 | 54.40 | 51.46 | 47.12 | 51.38 | 54.42 | 70.71 |
| 1984 | 61.90 | 90.78 | 100.44 | 84.69 | 78.78 | 79.05 | 70.07 | 67.81 | 71.84 | 79.22 | 77.96 | 80.97 | 78.63 |
| 1985 | 76.17 | 71.55 | 87.05 | 74.71 | 79.61 | 62.97 | 53.40 | 60.71 | 64.02 | 70.07 | 76.83 | 73.39 | 70.87 |
| 1986 | 69.58 | 77.19 | 74.70 | 73.63 | 61.52 | 71.40 | 83.35 | 94.97 | 102.68 | 111.13 | 103.18 | 94.60 | 84.83 |
| 1987 | 100.45 | 98.34 | 113.28 | 107.08 | 95.00 | 113.28 | 80.52 | 87.44 | 98.02 | 96.77 | 75.20 | 75.84 | 95.10 |
| 1988 | 58.12 | 82.15 | 91.31 | 86.25 | 77.53 | 73.07 | 53.89 | 48.86 | 50.76 | 41.74 | 57.80 | 51.28 | 64.40 |
| 1989 | 49.36 | 46.51 | 70.53 | 64.67 | 49.63 | 52.88 | 56.80 | 54.91 | 56.71 | 69.80 | 75.86 | 65.04 | 59.39 |
| 1990 | 70.40 | 71.79 | 96.04 | 95.62 | 111.57 | 87.17 | 68.00 | 72.76 | 77.37 | 85.54 | 72.61 | 69.72 | 81.55 |
| 1991 | 77.50 | 96.38 | 90.25 | 88.14 | 78.15 | 71.24 | 69.50 | 83.61 | 78.17 | 79.06 | 68.72 | 63.34 | 78.67 |
| 1992 | 44.70 | 48.67 | 56.36 | 60.41 | 53.22 | 36.23 | 53.93 | 53.18 | 59.09 | 47.35 | 68.36 | 50.94 | 52.70 |
| 1993 | 50.38 | 55.34 | 67.68 | 78.71 | 67.88 | 61.05 | 65.27 | 53.08 | 57.77 | 89.75 | 75.24 | 68.99 | 65.93 |
| 1994 | 53.35 | 68.05 | 76.50 | 78.48 | 72.92 | 68.59 | 52.03 | 48.08 | 48.08 | 47.62 | 40.71 | 34.17 | 57.38 |
| 1995 | | 61.44 | | 45.18 | | 45.76 | | 46.98 | | 59.11 | | 51.17 | 51.61 |

* 1995 Data Only Available Every Other Month

Brenham Feeder Pigs, Grade 2 Seasonal Price Index



BRENHAM FEEDER PIGS, GRADE 3

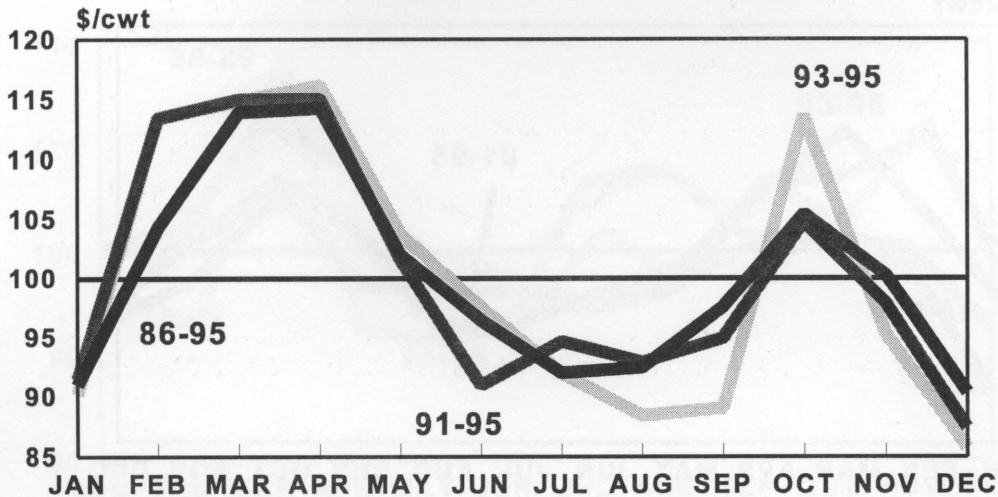
dollars per hundredweight

| YEAR | JAN | FEB | MAR | APR | MAY | JUN | JUL | AUG | SEP | OCT | NOV | DEC | AVG |
|------|--------|--------|--------|--------|--------|--------|-------|--------|--------|--------|--------|--------|--------|
| 1973 | 0.00 | 0.00 | 0.00 | 50.33 | 52.88 | 52.68 | 59.19 | 85.06 | 68.26 | 70.93 | 67.82 | 57.78 | 62.77 |
| 1974 | 53.57 | 69.54 | 55.88 | 56.96 | 37.50 | 29.01 | 47.39 | 31.97 | 31.20 | 36.54 | 50.09 | 36.93 | 44.72 |
| 1975 | 44.54 | 43.31 | 62.88 | 64.70 | 76.78 | 56.38 | 76.66 | 81.42 | 83.46 | 89.34 | 64.65 | 72.34 | 68.04 |
| 1976 | 69.03 | 74.62 | 76.35 | 90.59 | 81.13 | 64.19 | 68.87 | 54.87 | 66.26 | 47.66 | 33.72 | 37.82 | 63.76 |
| 1977 | 44.24 | 51.32 | 60.98 | 69.83 | 54.61 | 50.13 | 66.81 | 58.62 | 57.17 | 62.59 | 50.94 | 52.76 | 56.67 |
| 1978 | 58.19 | 53.25 | 81.05 | 90.76 | 80.88 | 100.00 | 70.06 | 81.16 | 90.93 | 98.53 | 92.35 | 79.97 | 81.43 |
| 1979 | 72.31 | 94.85 | 117.14 | 81.64 | 75.50 | 47.33 | 44.91 | 39.85 | 58.21 | 46.39 | 37.66 | 43.81 | 63.30 |
| 1980 | 43.01 | 48.14 | 53.70 | 32.55 | 35.33 | 29.69 | 44.39 | 42.77 | 60.11 | 64.13 | 52.90 | 49.93 | 46.39 |
| 1981 | 52.19 | 54.69 | 63.11 | 67.13 | 46.99 | 57.57 | 55.38 | 73.49 | 78.22 | 89.72 | 64.83 | 59.66 | 63.58 |
| 1982 | 79.45 | 89.43 | 101.80 | 112.96 | 105.40 | 72.77 | 79.67 | 102.26 | 123.96 | 111.83 | 114.62 | 127.91 | 101.84 |
| 1983 | 100.67 | 123.50 | 111.59 | 95.53 | 65.04 | 56.16 | 62.37 | 58.77 | 51.05 | 52.32 | 52.06 | 58.05 | 73.93 |
| 1984 | 63.60 | 95.49 | 110.17 | 83.00 | 81.31 | 82.90 | 73.69 | 73.72 | 72.05 | 79.63 | 85.20 | 75.78 | 81.38 |
| 1985 | 77.89 | 72.70 | 90.64 | 73.83 | 84.79 | 60.14 | 51.62 | 59.11 | 71.99 | 75.65 | 77.75 | 76.27 | 72.70 |
| 1986 | 72.98 | 80.98 | 74.16 | 78.80 | 60.49 | 72.17 | 87.97 | 97.59 | 104.34 | 113.48 | 102.56 | 93.59 | 86.59 |
| 1987 | 95.73 | 98.06 | 103.22 | 102.93 | 96.69 | 103.22 | 85.08 | 84.19 | 97.25 | 101.00 | 83.91 | 78.63 | 94.16 |
| 1988 | 64.22 | 77.46 | 92.69 | 89.78 | 75.89 | 74.80 | 52.10 | 52.89 | 52.44 | 39.17 | 57.11 | 50.26 | 64.90 |
| 1989 | 46.61 | 44.09 | 68.87 | 63.48 | 47.08 | 50.60 | 52.18 | 49.10 | 56.62 | 69.80 | 71.92 | 62.80 | 56.93 |
| 1990 | 67.65 | 72.25 | 94.64 | 100.9 | 112.11 | 84.74 | 67.61 | 69.38 | 71.04 | 82.56 | 75.68 | 69.72 | 80.69 |
| 1991 | 74.55 | 96.79 | 91.44 | 85.55 | 77.67 | 70.59 | 69.32 | 73.07 | 75.53 | 73.95 | 63.49 | 62.57 | 76.21 |
| 1992 | 43.96 | 47.70 | 55.27 | 59.07 | 48.10 | 34.30 | 55.70 | 52.82 | 55.23 | 44.59 | 65.47 | 51.48 | 51.14 |
| 1993 | 47.49 | 56.02 | 67.68 | 75.00 | 65.17 | 56.34 | 61.67 | 55.89 | 51.78 | 91.26 | 70.19 | 65.10 | 63.63 |
| 1994 | 48.93 | 73.52 | 73.00 | 76.66 | 65.43 | 63.61 | 48.64 | 48.12 | 48.12 | 44.57 | 39.12 | 32.48 | 55.18 |
| 1995 | | 60.52 | | 43.01 | | 43.47 | | 44.10 | | 54.54 | | 46.14 | 48.63 |

* 1995 Data Only Available Every Other Month

Brenham Feeder Pigs, Grade 3

Seasonal Price Index



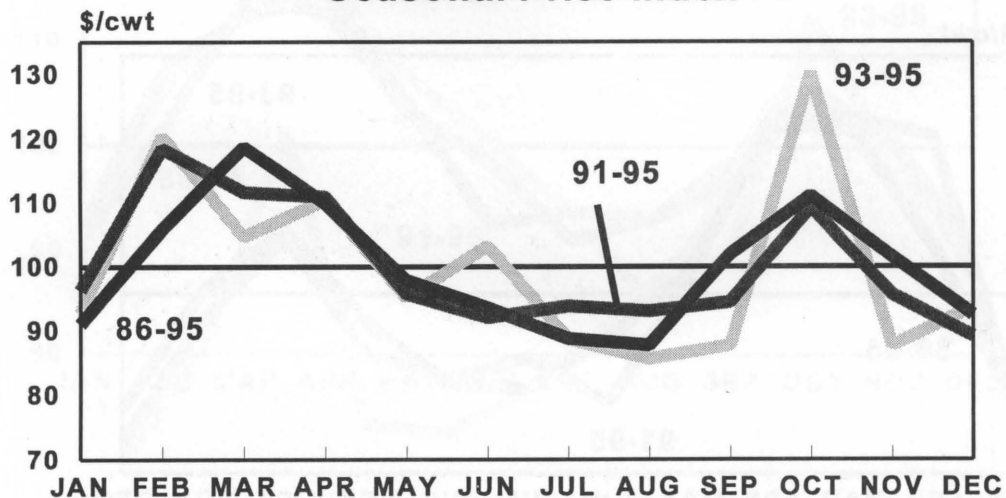
BRENHAM FEEDER PIGS, GRADE 4

dollars per hundredweight

| YEAR | JAN | FEB | MAR | APR | MAY | JUN | JUL | AUG | SEP | OCT | NOV | DEC | AVG |
|------|-------|--------|--------|--------|-------|-------|-------|-------|--------|--------|--------|--------|-------|
| 1973 | 0.00 | 0.00 | 0.00 | 51.20 | 43.00 | 50.64 | 60.06 | 65.31 | 61.00 | 51.55 | 53.19 | 50.10 | 54.01 |
| 1974 | 40.28 | 46.03 | 46.03 | 0.00 | 0.00 | 29.01 | 40.42 | 26.17 | 26.00 | 33.15 | 37.49 | 34.00 | 29.88 |
| 1975 | 30.00 | 0.00 | 62.00 | 43.80 | 0.00 | 0.00 | 0.00 | 0.00 | 0.00 | 0.00 | 56.91 | 37.32 | 19.17 |
| 1976 | 0.00 | 52.87 | 63.68 | 0.00 | 79.69 | 61.80 | 59.44 | 48.59 | 64.37 | 38.70 | 26.57 | 30.34 | 43.84 |
| 1977 | 33.50 | 36.59 | 46.79 | 50.63 | 38.65 | 47.06 | 51.43 | 41.94 | 46.90 | 40.46 | 41.34 | 40.32 | 42.97 |
| 1978 | 38.10 | 45.17 | 78.52 | 68.29 | 60.45 | 75.02 | 41.91 | 70.09 | 87.13 | 88.48 | 80.24 | 61.80 | 66.27 |
| 1979 | 40.31 | 86.94 | 91.51 | 65.22 | 66.82 | 38.93 | 40.52 | 41.48 | 53.02 | 31.40 | 36.33 | 33.16 | 52.14 |
| 1980 | 28.17 | 36.65 | 30.47 | 24.16 | 27.98 | 20.62 | 28.44 | 35.94 | 57.00 | 49.62 | 33.61 | 28.01 | 33.39 |
| 1981 | 37.57 | 34.37 | 60.07 | 48.40 | 38.05 | 41.68 | 35.27 | 56.83 | 53.20 | 71.89 | 43.25 | 45.91 | 47.21 |
| 1982 | 53.93 | 84.42 | 88.06 | 101.00 | 65.02 | 49.53 | 61.84 | 93.16 | 124.88 | 100.30 | 110.15 | 112.43 | 87.06 |
| 1983 | 76.78 | 108.20 | 100.78 | 78.46 | 58.30 | 47.45 | 59.75 | 42.69 | 43.88 | 45.93 | 50.89 | 56.58 | 64.14 |
| 1984 | 52.02 | 89.52 | 75.83 | 64.61 | 73.84 | 62.77 | 60.72 | 62.11 | 57.23 | 70.02 | 58.09 | 61.77 | 65.71 |
| 1985 | 51.62 | 58.77 | 79.22 | 71.67 | 59.60 | 46.93 | 44.15 | 48.41 | 61.20 | 66.44 | 69.74 | 64.44 | 60.18 |
| 1986 | 52.14 | 67.40 | 72.84 | 68.12 | 46.15 | 56.06 | 55.75 | 75.99 | 88.73 | 90.07 | 82.26 | 74.94 | 69.20 |
| 1987 | 76.55 | 79.83 | 93.70 | 83.24 | 70.54 | 69.22 | 70.34 | 57.95 | 85.00 | 82.43 | 79.83 | 69.29 | 76.49 |
| 1988 | 47.81 | 65.29 | 72.48 | 81.64 | 67.55 | 66.55 | 44.46 | 35.48 | 39.90 | 30.04 | 44.96 | 39.41 | 52.96 |
| 1989 | 37.93 | 34.39 | 62.88 | 52.11 | 45.32 | 35.12 | 35.46 | 32.04 | 55.76 | 69.11 | 66.67 | 48.72 | 47.96 |
| 1990 | 56.13 | 52.19 | 84.27 | 54.21 | 80.10 | 67.52 | 57.90 | 58.86 | 65.85 | 77.96 | 56.57 | 63.09 | 64.55 |
| 1991 | 67.82 | 85.69 | 84.96 | 69.92 | 67.83 | 59.28 | 63.36 | 65.90 | 68.47 | 58.19 | 57.80 | 56.63 | 67.15 |
| 1992 | 41.10 | 40.32 | 45.24 | 51.13 | 36.59 | 25.72 | 45.21 | 44.82 | 42.70 | 32.84 | 56.16 | 34.03 | 41.32 |
| 1993 | 43.50 | 45.93 | 46.64 | 66.37 | 45.72 | 45.65 | 46.15 | 41.93 | 37.47 | 84.62 | 43.75 | 53.35 | 50.09 |
| 1994 | 29.12 | 58.64 | 47.08 | 44.64 | 43.87 | 53.26 | 33.27 | 33.16 | 33.16 | 34.82 | 23.37 | 25.42 | 38.32 |
| 1995 | | 54.12 | | 34.51 | | 37.23 | | 37.73 | | 52.29 | | 44.68 | 43.43 |

* 1995 Data Only Available Every Other Month

Brenham Feeder Pigs, Grade 4 Seasonal Price Index

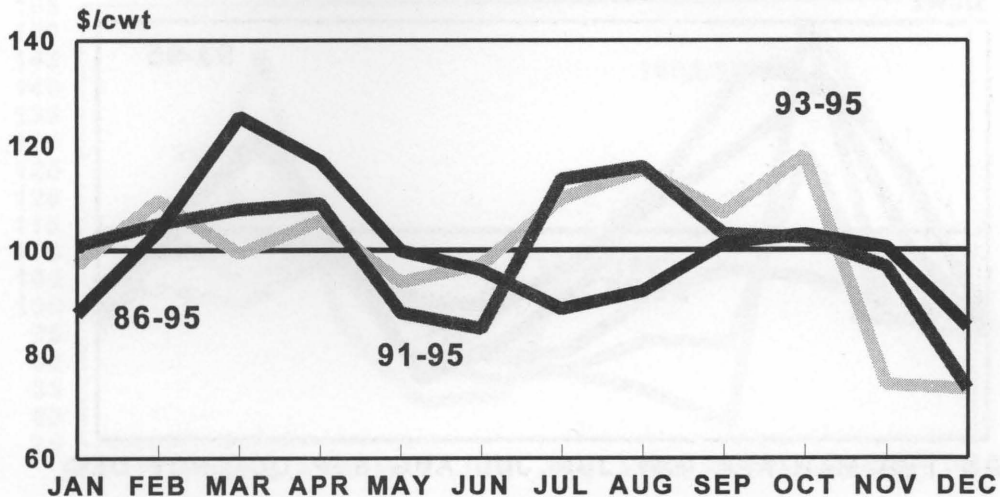


BRENHAM FEEDER PIGS, GRADE LIGHT

dollars per hundredweight

| YEAR | JAN | FEB | MAR | APR | MAY | JUN | JUL | AUG | SEP | OCT | NOV | DEC | AVG |
|------|--------|--------|--------|--------|--------|--------|--------|--------|--------|--------|--------|--------|--------|
| 1973 | 0.00 | 0.00 | 0.00 | 0.00 | 0.00 | 51.00 | 41.00 | 0.00 | 0.00 | 0.00 | 0.00 | 50.00 | 15.78 |
| 1974 | 0.00 | 0.00 | 0.00 | 56.00 | 50.00 | 33.00 | 46.00 | 30.50 | 30.00 | 31.50 | 42.00 | 39.50 | 29.88 |
| 1975 | 0.00 | 40.00 | 28.25 | 67.00 | 71.00 | 65.25 | 49.75 | 97.50 | 112.00 | 155.00 | 79.00 | 71.00 | 69.65 |
| 1976 | 62.00 | 86.00 | 97.00 | 98.00 | 99.25 | 57.50 | 76.00 | 71.25 | 81.00 | 49.00 | 34.25 | 37.25 | 70.71 |
| 1977 | 31.00 | 44.75 | 54.50 | 89.75 | 58.00 | 42.00 | 54.00 | 46.50 | 70.25 | 73.75 | 40.50 | 71.25 | 56.35 |
| 1978 | 66.00 | 60.00 | 95.00 | 130.50 | 55.50 | 105.75 | 48.50 | 93.75 | 117.00 | 112.25 | 104.25 | 100.25 | 90.73 |
| 1979 | 76.00 | 100.75 | 140.00 | 92.75 | 77.75 | 55.75 | 54.00 | 57.75 | 58.75 | 44.75 | 44.25 | 37.25 | 69.98 |
| 1980 | 38.75 | 63.25 | 38.50 | 27.25 | 48.00 | 18.50 | 29.00 | 36.75 | 63.50 | 66.50 | 43.50 | 35.00 | 42.38 |
| 1981 | 46.75 | 47.75 | 70.25 | 68.75 | 42.25 | 52.75 | 39.25 | 81.75 | 68.75 | 98.50 | 75.25 | 56.50 | 62.38 |
| 1982 | 89.75 | 76.00 | 123.50 | 118.00 | 75.25 | 68.75 | 72.00 | 115.00 | 159.00 | 120.25 | 140.00 | 150.25 | 108.98 |
| 1983 | 82.00 | 105.25 | 169.00 | 134.25 | 77.25 | 42.00 | 80.00 | 45.25 | 64.00 | 60.25 | 70.50 | 81.50 | 84.27 |
| 1984 | 70.00 | 124.25 | 131.25 | 94.00 | 105.75 | 106.25 | 77.25 | 68.25 | 84.50 | 103.50 | 97.50 | 100.50 | 96.92 |
| 1985 | 87.25 | 60.00 | 132.50 | 94.00 | 112.00 | 82.00 | 67.00 | 75.75 | 86.50 | 99.00 | 97.50 | 95.00 | 90.71 |
| 1986 | 75.50 | 99.25 | 122.75 | 102.75 | 75.50 | 96.25 | 103.50 | 116.50 | 150.25 | 141.75 | 134.25 | 116.00 | 111.19 |
| 1987 | 118.00 | 135.75 | 144.50 | 134.00 | 132.75 | 144.50 | 91.50 | 98.50 | 109.00 | 127.75 | 119.25 | 123.75 | 123.27 |
| 1988 | 79.75 | 92.75 | 133.25 | 140.00 | 81.00 | 86.75 | 55.25 | 48.75 | 52.50 | 38.75 | 50.00 | 47.00 | 75.48 |
| 1989 | 45.00 | 53.25 | 85.75 | 80.25 | 57.00 | 45.00 | 39.25 | 40.50 | 73.50 | 84.00 | 84.25 | 57.75 | 62.13 |
| 1990 | 48.00 | 68.50 | 99.25 | 91.75 | 110.50 | 87.50 | 69.75 | 66.75 | 74.50 | 87.00 | 78.75 | 70.00 | 79.35 |
| 1991 | 75.25 | 100.50 | 118.00 | 90.75 | 99.00 | 74.75 | 63.50 | 71.75 | 77.00 | 70.75 | 76.50 | 62.25 | 81.67 |
| 1992 | 52.25 | 41.75 | 62.50 | 55.25 | 31.75 | 20.50 | 58.00 | 54.50 | 41.50 | 23.75 | 79.25 | 33.75 | 46.23 |
| 1993 | 45.00 | 50.50 | 58.00 | 66.50 | 63.75 | 55.75 | 57.25 | 31.25 | 40.50 | 66.29 | 47.75 | 47.25 | 52.48 |
| 1994 | 51.00 | 63.75 | 50.00 | 60.25 | 40.75 | 50.00 | 31.75 | 30.00 | 34.25 | 50.75 | 14.00 | 24.50 | 41.75 |
| 1995 | | 51.75 | | 33.50 | | 41.50 | | 113.50 | | 61.75 | | 39.25 | 56.88 |

Brenham Feeder Pigs, Grade Light Seasonal Price Index



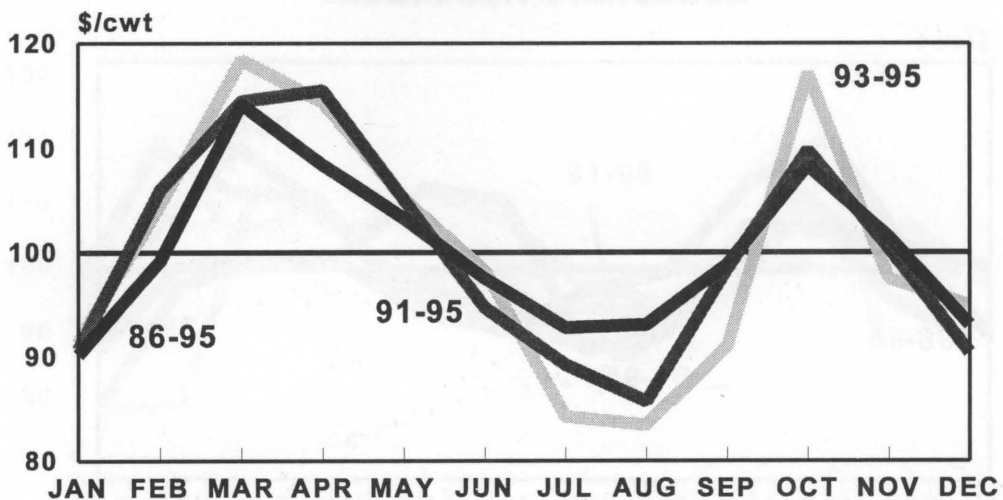
BRENHAM FEEDER PIGS, GRADE HEAVY

dollars per hundredweight

| YEAR | JAN | FEB | MAR | APR | MAY | JUN | JUL | AUG | SEP | OCT | NOV | DEC | AVG |
|------|-------|-------|-------|-------|-------|-------|-------|-------|-------|-------|-------|-------|-------|
| 1973 | 0.00 | 0.00 | 0.00 | 0.00 | 0.00 | 46.00 | 50.00 | 0.00 | 0.00 | 0.00 | 0.00 | 50.00 | 16.22 |
| 1974 | 45.00 | 51.00 | 60.00 | 40.00 | 33.00 | 29.11 | 43.68 | 35.50 | 36.00 | 34.00 | 40.00 | 39.25 | 40.55 |
| 1975 | 47.00 | 55.00 | 61.75 | 53.00 | 59.00 | 55.00 | 62.00 | 69.00 | 69.00 | 90.00 | 65.00 | 66.00 | 62.65 |
| 1976 | 63.00 | 69.75 | 62.00 | 63.00 | 69.00 | 53.75 | 55.50 | 52.75 | 55.00 | 43.25 | 31.00 | 39.25 | 54.77 |
| 1977 | 44.00 | 46.00 | 48.75 | 62.25 | 44.50 | 46.00 | 50.25 | 49.50 | 49.50 | 46.00 | 51.50 | 45.25 | 48.63 |
| 1978 | 53.50 | 57.00 | 65.00 | 73.25 | 61.25 | 73.25 | 52.25 | 65.50 | 76.00 | 74.00 | 70.25 | 66.75 | 65.67 |
| 1979 | 57.25 | 74.75 | 80.50 | 68.75 | 70.00 | 46.50 | 40.25 | 45.00 | 52.25 | 35.75 | 36.25 | 39.25 | 53.88 |
| 1980 | 35.25 | 42.75 | 41.50 | 28.75 | 32.75 | 36.75 | 38.25 | 46.75 | 59.25 | 47.75 | 55.50 | 46.50 | 42.65 |
| 1981 | 47.75 | 44.75 | 58.25 | 55.25 | 36.50 | 51.25 | 55.25 | 59.75 | 68.00 | 72.00 | 54.75 | 60.25 | 55.31 |
| 1982 | 69.25 | 71.50 | 73.50 | 77.50 | 72.00 | 53.50 | 68.50 | 80.75 | 97.50 | 81.25 | 89.00 | 89.75 | 77.00 |
| 1983 | 81.00 | 84.75 | 80.50 | 68.50 | 61.25 | 57.75 | 51.75 | 51.50 | 44.75 | 46.50 | 44.75 | 47.50 | 60.04 |
| 1984 | 56.75 | 65.75 | 66.50 | 57.75 | 62.50 | 64.00 | 60.75 | 55.50 | 61.75 | 64.50 | 69.25 | 69.50 | 62.88 |
| 1985 | 58.50 | 60.00 | 66.75 | 52.75 | 64.50 | 57.75 | 49.50 | 51.75 | 57.25 | 56.00 | 65.50 | 67.50 | 58.98 |
| 1986 | 55.75 | 62.00 | 60.25 | 59.00 | 58.75 | 61.50 | 66.25 | 82.25 | 82.50 | 82.50 | 82.00 | 75.25 | 69.00 |
| 1987 | 67.23 | 62.75 | 80.25 | 64.25 | 71.50 | 80.25 | 72.00 | 67.25 | 73.00 | 78.25 | 62.75 | 61.00 | 70.04 |
| 1988 | 45.50 | 63.25 | 69.25 | 65.50 | 57.75 | 60.75 | 50.00 | 49.50 | 49.00 | 39.50 | 50.25 | 44.50 | 53.73 |
| 1989 | 45.50 | 41.25 | 65.25 | 47.00 | 40.00 | 39.00 | 42.00 | 40.00 | 43.75 | 58.75 | 64.50 | 49.09 | 48.01 |
| 1990 | 60.25 | 56.75 | 73.50 | 77.75 | 83.00 | 63.50 | 62.00 | 63.75 | 54.84 | 67.92 | 53.25 | 61.00 | 64.79 |
| 1991 | 60.00 | 70.25 | 72.00 | 71.25 | 64.25 | 55.00 | 55.00 | 51.50 | 64.50 | 59.75 | 59.25 | 49.50 | 61.02 |
| 1992 | 32.75 | 41.25 | 40.50 | 49.75 | 44.25 | 37.50 | 44.50 | 40.25 | 48.00 | 43.00 | 48.75 | 37.25 | 42.31 |
| 1993 | 38.50 | 47.50 | 64.50 | 64.50 | 59.50 | 48.50 | 49.75 | 44.00 | 48.25 | 77.00 | 54.00 | 57.50 | 54.46 |
| 1994 | 45.75 | 52.00 | 64.25 | 67.25 | 56.75 | 55.75 | 33.75 | 38.25 | 40.00 | 44.50 | 39.50 | 33.25 | 47.58 |
| 1995 | | 54.00 | | 36.25 | | 40.00 | | 40.25 | | 50.50 | | 46.50 | 44.58 |

Brenham Feeder Pigs, Grade Heavy

Seasonal Price Index




BRENHAM FEEDER PIGS, UNGRADED

dollars per hundredweight

| YEAR | JAN | FEB | MAR | APR | MAY | JUN | JUL | AUG | SEP | OCT | NOV | DEC | AVG |
|------|-------|-------|-------|-------|-------|-------|-------|-------|--------|-------|-------|-------|-------|
| 1973 | 0.00 | 0.00 | 0.00 | 0.00 | 0.00 | 0.00 | 0.00 | 0.00 | 0.00 | 71.00 | 62.80 | 0.00 | 14.87 |
| 1974 | 0.00 | 0.00 | 0.00 | 0.00 | 0.00 | 0.00 | 0.00 | 33.40 | 0.00 | 30.75 | 0.00 | 38.25 | 8.53 |
| 1975 | 41.50 | 0.00 | 33.00 | 29.75 | 0.00 | 55.25 | 41.00 | 59.00 | 76.50 | 76.75 | 65.25 | 48.25 | 43.85 |
| 1976 | 51.50 | 64.00 | 53.00 | 88.00 | 66.25 | 37.25 | 51.75 | 46.75 | 48.00 | 37.50 | 23.75 | 35.50 | 50.27 |
| 1977 | 30.25 | 36.00 | 41.75 | 50.00 | 39.50 | 41.00 | 44.50 | 47.50 | 50.50 | 37.25 | 33.25 | 38.25 | 40.81 |
| 1978 | 48.75 | 46.50 | 49.50 | 76.00 | 59.25 | 42.00 | 42.00 | 57.75 | 47.75 | 63.75 | 49.00 | 56.75 | 53.25 |
| 1979 | 68.25 | 73.75 | 72.25 | 61.25 | 59.00 | 34.00 | 29.50 | 34.75 | 40.50 | 22.25 | 30.75 | 31.50 | 46.48 |
| 1980 | 26.00 | 36.25 | 29.00 | 20.50 | 25.25 | 14.25 | 23.00 | 36.00 | 39.75 | 45.25 | 30.50 | 24.00 | 29.15 |
| 1981 | 42.25 | 33.75 | 60.00 | 49.25 | 26.75 | 21.75 | 27.00 | 44.00 | 50.25 | 63.75 | 42.50 | 38.50 | 41.65 |
| 1982 | 60.50 | 60.25 | 42.00 | 60.00 | 50.25 | 42.00 | 61.50 | 84.64 | 101.00 | 75.50 | 62.25 | 73.50 | 64.45 |
| 1983 | 43.75 | 68.75 | 47.25 | 62.75 | 32.75 | 43.75 | 46.25 | 34.75 | 39.75 | 25.50 | 35.50 | 55.25 | 44.67 |
| 1984 | 57.25 | 55.75 | 70.25 | 46.50 | 64.75 | 51.25 | 41.00 | 49.25 | 49.75 | 47.00 | 59.00 | 37.25 | 52.42 |
| 1985 | 46.00 | 38.25 | 56.50 | 44.75 | 53.75 | 37.25 | 43.50 | 45.25 | 47.50 | 36.00 | 40.00 | 39.00 | 43.98 |
| 1986 | 52.00 | 45.25 | 37.75 | 39.25 | 42.00 | 51.75 | 52.00 | 61.25 | 62.75 | 51.50 | 57.00 | 65.25 | 51.48 |
| 1987 | 65.75 | 50.00 | 38.75 | 79.25 | 83.75 | 38.75 | 40.50 | 65.75 | 78.25 | 40.75 | 44.75 | 46.50 | 56.06 |
| 1988 | 37.50 | 44.25 | 53.50 | 49.50 | 33.75 | 35.38 | 37.00 | 30.25 | 30.50 | 22.00 | 26.50 | 25.00 | 35.43 |
| 1989 | 26.50 | 31.25 | 19.00 | 24.00 | 26.50 | 30.50 | 24.75 | 24.00 | 29.00 | 27.25 | 47.50 | 40.00 | 29.19 |
| 1990 | 34.50 | 40.25 | 43.75 | 40.00 | 43.50 | 45.75 | 48.75 | 51.25 | 54.50 | 42.50 | 45.75 | 44.75 | 44.60 |
| 1991 | 58.00 | 55.25 | 54.00 | 49.00 | 43.00 | 42.75 | 41.00 | 46.00 | 50.75 | 47.25 | 39.00 | 35.75 | 46.81 |
| 1992 | 20.75 | 23.25 | 41.75 | 31.75 | 27.50 | 17.75 | 25.50 | 33.75 | 34.50 | 22.25 | 34.50 | 28.75 | 28.50 |
| 1993 | 35.00 | 44.75 | 41.50 | 44.75 | 33.25 | 30.00 | 37.00 | 26.25 | 31.25 | 81.00 | 37.00 | 36.00 | 39.81 |
| 1994 | 29.50 | 27.25 | 36.00 | 56.75 | 39.00 | 36.50 | 25.75 | 32.00 | 19.00 | 46.50 | 24.50 | 23.25 | 33.00 |
| 1995 | | 48.25 | | 17.25 | | 29.25 | | 30.75 | | 33.50 | | 45.75 | 34.13 |

* 1995 Data Only Available Every Other Month

Brenham Feeder Pigs, Ungraded Seasonal Price Index



[Blank Page in Original Bulletin]

[Blank Page in Original Bulletin]

355528 45

For Sale Only \$24

Educational programs conducted by the Texas Agricultural Extension Service are open to all citizens without regard to race, color, sex, disability, religion, age or national origin.

Issued in furtherance of Cooperative Extension Work in Agriculture and Home Economics, Acts of Congress of May 8, 1914, as amended, and June 30, 1914, in cooperation with the United States Department of Agriculture. Zerle L. Carpenter, Director, Texas Agricultural Extension Service, The Texas A&M University System.

500—7-96, Revision

AS, ECO8