

DAFTAR PUSTAKA

1. Setiati S, Idrus A, Sudoyo A., Setiyohadi B, editors. Buku Ajar Ilmu Penyakit Dalam. Edisi Keen. Jakarta: Internapublishing; 2014. 2021 p.
2. Longo D, Fauci A, Kasper D, Hauser S, Jameson J, Loscalzo J. Harrison ' s Principles of Internal Medicine. 18th ed. New York: Mc Graw Hill; 2012. 1-3610 p.
3. Marschall H-U, Einarsson C. Gallstone disease. J Intern Med [Internet]. 2007;261(6):529–42. Available from: <http://doi.wiley.com/10.1111/j.1365-2796.2007.01783.x>
4. Network SIG. SIGN 104 • Antibiotic prophylaxis in surgery. NHS - SIGN Clin Guidel. 2014;104(April):1–67.
5. Bratzler DW, Dellinger EP, Olsen KM, Perl TM, Auwaerter PG, Bolon MK, et al. Clinical practice guidelines for antimicrobial prophylaxis in surgery. Am J Heal Pharm [Internet]. 2013;70(3):195–283. Available from: <http://www.ajhp.org/cgi/doi/10.2146/ajhp120568>
6. Aga E, Keinan-Boker L, Eithan A, Mais T, Rabinovich A, Nassar F. Surgical site infections after abdominal surgery: incidence and risk factors. A prospective cohort study. Infect Dis (London, England). England;

2015;47(11):761–7.

7. Lippert H, Gastinger J. Antimicrobial Prophylaxis in Laparoscopic and Conventional Cholecystectomy. *KARGER* [Internet]. 1998;44:1. Available from: <http://www.karger.com/Article/Abstract/7135>
8. Gaur A, Pujahari A. Role of prophylactic antibiotics in laparoscopic cholecystectomy. *Med J Armed Forces India* [Internet]. 2010;66(3):228–30. Available from: <http://linkinghub.elsevier.com/retrieve/pii/S0377123710800437>
9. Kumar A, Patodia M, Pandove PK, Sharda VK, Pahwa S. Role of Antibiotic Prophylaxis in Laparoscopic Cholecystectomy : A Randomized Prospective Study . *Jimsa*. 2013;26(4):209–12.
10. Al-Qahtani HH. The Impact of Antibiotics Prophylaxis in Elective Laparoscopic Cholecystectomy: A Prospective Randomized Study. *J Taibah Univ Med Sci* [Internet]. Elsevier; 2011;6(2):132–8. Available from: <http://www.sciencedirect.com/science/article/pii/S1658361211701743>
11. Syarif A, Estuningtyas A. *Farmakologi dan Terapi*. 5th ed. Jakarta: Balai Penerbit FKUI; 2013. 585 p.
12. Brooks G, Carrol K, Butel J, Morse S, Mietzner T. *Mikrobiologi Kedokteran* Jawetz, Melnick, & Adelberg. 25th ed. Jakarta: Penerbit Buku Kedokteran

EGC; 2013.

13. Redhuan NY. Intraoperative Irrigation With Ceftriaxone In Neurosurgical Patients. *Internet J Neurosurg* [Internet]. 2005;2(2):27–8. Available from: <http://www.ispub.com/doi/10.5580/1c08>
14. Penyusun T. *Buku Pedoman Penggunaan Antibiotik (PPAB) RSUP Dr. KARIADI*. 3rd ed. Semarang: Rumah Sakit Umum Pusat Dr. KARIADI; 2015.
15. Hospital NY presbyterian. *Surgical Prophylaxis Antibiotic Recommendations for Adult Patiens*. *J Chem Inf Model*. 2011;
16. Brunicardi FC, Andersen DK, Billiar TR, Dunn DL. *Schwartz's Principles of Surgery*. 10th ed. New York: Mc Graw Hill Education; 2013.
17. Mangram AJ, Horan TC, Pearson ML, Silver LC, Jarvis WR. *Guideline for Prevention of Surgical Site Infection, 1999*. Centers for Disease Control and Prevention (CDC) Hospital Infection Control Practices Advisory Committee. *Am J Infect Control* [Internet]. 1999;27(2):97–132; quiz 133–4; discussion 96. Available from: <http://www.ncbi.nlm.nih.gov/pubmed/10196487>
18. AICA. *Surgical Site Infection Definition*. *J Chem Inf Model*. 2003;53(September):160.
19. James Valentine R, Weigelt JA, Dryer D, Rodgers C. *Effect of remote infections on clean wound infection rates*. *Am J Infect Control* [Internet]. 1986



Apr;14(2):64–7. Available from:

<http://linkinghub.elsevier.com/retrieve/pii/019665538690057X>


20. Fahrner R, Malinka T, Klasen J, Candinas D, Beldi G. Additional surgical procedure is a risk factor for surgical site infections after laparoscopic cholecystectomy. *Langenbecks Arch Surg. Germany*; 2014 Jun;399(5):595–9.
21. Garg P, Thakur JD, Garg M, Menon GR. Single-Incision Laparoscopic Cholecystectomy vs. Conventional Laparoscopic Cholecystectomy: a Meta-analysis of Randomized Controlled Trials. *J Gastrointest Surg [Internet]*. 2012 Aug 12;16(8):1618–28. Available from:
<http://link.springer.com/10.1007/s11605-012-1906-6>
22. El-Fellah N, Rogdakis A, Giannakakis P, Karambas V, Gratsias G, Bouras P, et al. Cost of laparoscopic and open cholecystectomy in a general hospital from the point of view of health care budgeting. *Hell J Surg [Internet]*. 2011 Jun 20;83(3):139–47. Available from: <http://link.springer.com/10.1007/s13126-011-0028-z>
23. McAneny D. Open cholecystectomy. *Surg Clin North Am. United States*; 2008 Dec;88(6):1273–94, ix.
24. Bass G, Gilani SNS, Walsh TN. Validating the 5Fs mnemonic for cholelithiasis: time to include family history. *Postgrad Med J. England*; 2013 Nov;89(1057):638–41.

25. Medeiros AC, Aires-neto T. Surgical Site Infection in a University Hospital in Northeast Brazil. 2005;9:310–4.
26. Jain N, Neogi S, Bali RS, Harsh N. Relationship of Gallbladder Perforation and Bacteriobilia with Occurrence of Surgical Site Infections following Laparoscopic Cholecystectomy. Hindawi Publishing Corporation; 2015;2015:4–7.
27. Ismat U, Khan A, Nawaz A, Mansoor R, Amjad A, Sher F, et al. Surgical Site Infection in Diabetic and Non-Diabetic Patients. 2016;26(2):100–2.
28. Gertner J, Goldstein FW, Pe Y. Resistance to Ceftriaxone and Other ⁿ - Lactams in Bacteria Isolated in the Community. 1995;39(11):2516–9.


Lampiran 1. Ethical Clearance

	<p>KOMISI ETIK PENELITIAN KESEHATAN (KEPK) FAKULTAS KEDOKTERAN UNIVERSITAS DIPONEGORO DAN RSUP dr KARIADI SEMARANG Sekretariat : Kantor Dekanat FK Undip Lt.3 Jl. Dr. Soetomo 18. Semarang Telp/Fax. 024-8318350</p>	
<p>ETHICAL CLEARANCE No. 464/EC/FK-RSDK/2016</p>		
<p>Komisi Etik Penelitian Kesehatan Fakultas Kedokteran Universitas Diponegoro-RSUP, Dr. Kariadi Semarang, setelah membaca dan menelaah Usulan Penelitian dengan judul :</p>		
<p>"PERBANDINGAN PEMBERIAN ANTIBIOTIK PROFILAKSIS CEFTRIAXON DAN NON-CEFTRIAXON TERHADAP KEJADIAN SURGICAL SITE INFECTION PASCA KOLESISTEKTOMI"</p>		
<p>Peneliti Utama : <i>Alexander Lim</i></p>		
<p>Pembimbing : 1. dr. Sigit Adi Prasetyo, M.Si.Med, Sp.B-KBD 2. dr. Rebrarina Hapsari, M.Sc, Sp.MK</p>		
<p>Penelitian : Dilaksanakan di Instalasi Rekam Medik RSUP, Dr. Kariadi Semarang</p>		
<p>Setuju untuk dilaksanakan, dengan memperhatikan prinsip-prinsip yang dinyatakan dalam Deklarasi Helsinki 1975, yang diamended di Seoul 2008 dan Pedoman Nasional Etik Penelitian Kesehatan (PNEPK) Departemen Kesehatan RI 2011</p>		
<p>Penelitian ini adalah Rekam Medik, jadi tidak memerlukan Informed Consent. Peneliti diwajibkan menyerahkan :</p>		
<ul style="list-style-type: none"> - Laporan kemajuan penelitian (<i>clinical trial</i>) - Laporan kejadian efek samping jika ada <input checked="" type="checkbox"/> - Laporan ke KEPK jika penelitian sudah selesai & dilampiri Abstrak Penelitian 		
<p>Semarang, 18 APR 2016</p> <p>Komisi Etik Penelitian Kesehatan Fakultas Kedokteran Undip-RS, Dr. Kariadi</p> <p>KEPK</p> <p>Profransiska Suprihati, M.Sc, Sp.THT-KL(K) NIP. 19500621 197703 2 001</p>		

Lampiran 2. Surat Izin Penelitian



KEMENTERIAN KESEHATAN RI
DIREKTORAT JENDERAL BINA UPAYA KESEHATAN
RUMAH SAKIT UMUM PUSAT DOKTER KARIADI
 Jl. Dr. Sutomo No. 16 Semarang, PO Box 1104
 Telepon : (024) 8413476 Fax : (024) 8318617
 Website : <http://www.rskariadi.co.id> email : humas_rskariadi@yahoo.co.id, info@rskariadi.co.id



SURAT IZIN
MELAKSANAKAN PENELITIAN
 DL.00.02 / I.II / 1562 / 2016

Yang bertanda tangan di bawah ini :

Nama : dr. Darwito, SH, Sp.B, Sp.B(K)Onk
 NIP : 19600203 198803 1 003
 Jabatan : Direktur Medik dan Keperawatan RSUP Dr. Kariadi

Memberikan izin melakukan penelitian untuk :


Ketua peneliti : Alexander Lim
 Institusi : Prodi Sarjana Kedokteran FK UNDIP
 Judul penelitian : Perbandingan Pemberian Antibiotik Profilaksis Ceftriaxon dan Non-Ceftriaxon Terhadap Kejadian *Surgical Site Infection* Pasca Kolesis Tektomi
 Lokasi penelitian : Instalasi Rekam Medis

Untuk melaksanakan kegiatan penelitian selama 2 Bulan, terhitung mulai sejak diterbitkannya surat izin penelitian ini.

Peneliti wajib :

1. Melampirkan *Informed Consent* pada rekam medis responden
2. Melaporkan monitoring evaluasi penelitian secara periodik ke Bagian Diklit
3. Mengumpulkan Laporan selasai penelitian dengan menyerahkan monitoring evaluasi penelitian ke Bagian Diklit
4. Menyerahkan laporan hasil akhir penelitian (1 berkas)

Semarang, 26 APR 2018



dr. Darwito, SH, Sp.B, Sp.B(K)Onk
 19600203 198803 1 003

Lampiran 3. Hasil Analisis Data

Crosstab

			SSI		Total
			Ya	Tidak	
Umur_1	>=55	Count	0	23	23
		Expected Count	2.1	20.9	23.0
		% within Umur_1	0.0%	100.0%	100.0%
	<55	Count	6	38	44
		Expected Count	3.9	40.1	44.0
		% within Umur_1	13.6%	86.4%	100.0%
Total	Count	6	61	67	
	Expected Count	6.0	61.0	67.0	
	% within Umur_1	9.0%	91.0%	100.0%	

Crosstab

			SSI		Total
			Ya	Tidak	
Gender	Perempuan	Count	6	31	37
		Expected Count	3.3	33.7	37.0
		% within Gender	16.2%	83.8%	100.0%
	Laki-laki	Count	0	30	30
		Expected Count	2.7	27.3	30.0
		% within Gender	0.0%	100.0%	100.0%
Total	Count	6	61	67	
	Expected Count	6.0	61.0	67.0	
	% within Gender	9.0%	91.0%	100.0%	

Crosstab

			SSI		Total
			Ya	Tidak	
Jenis Antibiotik	Non Ceftriaxone	Count	1	9	10
		Expected Count	.9	9.1	10.0
		% within Jenis Antibiotik	10.0%	90.0%	100.0%
	Ceftriaxone	Count	5	52	57
		Expected Count	5.1	51.9	57.0
		% within Jenis Antibiotik	8.8%	91.2%	100.0%
Total	Count	6	61	67	
	Expected Count	6.0	61.0	67.0	
	% within Jenis Antibiotik	9.0%	91.0%	100.0%	

Crosstab

			SSI		Total
			Ya	Tidak	
Lama Operasi (menit)	≥60 menit	Count	5	49	54
		Expected Count	4.8	49.2	54.0
		% within Lama Operasi (menit)	9.3%	90.7%	100.0%
	<60 menit	Count	1	12	13
		Expected Count	1.2	11.8	13.0
		% within Lama Operasi (menit)	7.7%	92.3%	100.0%
Total	Count	6	61	67	
	Expected Count	6.0	61.0	67.0	
	% within Lama Operasi (menit)	9.0%	91.0%	100.0%	

Crosstab

			SSI		Total
			Ya	Tidak	
Tindakan	Laparotomi	Count	3	9	12
		Expected Count	1.1	10.9	12.0
		% within Tindakan	25.0%	75.0%	100.0%
	Laparoskopi	Count	3	52	55
		Expected Count	4.9	50.1	55.0
		% within Tindakan	5.5%	94.5%	100.0%
Total		Count	6	61	67
		Expected Count	6.0	61.0	67.0
		% within Tindakan	9.0%	91.0%	100.0%

Variables in the Equation

		B	S.E.	Wald	df	Sig.	Exp(B)	95% C.I. for EXP(B)	
								Lower	Upper
Step 1 ^a	Umur_1(1)	-18.887	7467.973	.000	1	.998	.000	.000	.
	Gender(1)	19.217	6756.218	.000	1	.998	221711493.086	.000	.
	Constant	-20.470	6756.218	.000	1	.998	.000		

a. Variable(s) entered on step 1: Umur_1, Gender.