



UNIVERSITÀ
DEGLI STUDI
DI PADOVA

Università degli Studi di Padova

Padua Research Archive - Institutional Repository

Supported Gold Nanoparticles for Alcohols Oxidation in Continuous-Flow Heterogeneous Systems

Original Citation:

Availability:

This version is available at: 11577/3226806 since: 2017-04-27T13:20:54Z

Publisher:

Published version:

DOI: 10.1021/acssuschemeng.7b00133

Terms of use:

Open Access

This article is made available under terms and conditions applicable to Open Access Guidelines, as described at <http://www.unipd.it/download/file/fid/55401> (Italian only)

(Article begins on next page)

Supported Gold Nanoparticles for Alcohols Oxidation in Continuous-Flow Heterogeneous Systems

Barbara Ballarin, Elisa Boanini, Maria Cristina Cassani, Paolo Dambruoso, Alessandro Massi, Adriana Mignani, Daniele Nanni, Chiara Parise, Anna Zaghi, and DAVIDE BARRECA

ACS Sustainable Chem. Eng., **Just Accepted Manuscript** • Publication Date (Web): 26 Apr 2017

Downloaded from <http://pubs.acs.org> on April 27, 2017

Just Accepted

“Just Accepted” manuscripts have been peer-reviewed and accepted for publication. They are posted online prior to technical editing, formatting for publication and author proofing. The American Chemical Society provides “Just Accepted” as a free service to the research community to expedite the dissemination of scientific material as soon as possible after acceptance. “Just Accepted” manuscripts appear in full in PDF format accompanied by an HTML abstract. “Just Accepted” manuscripts have been fully peer reviewed, but should not be considered the official version of record. They are accessible to all readers and citable by the Digital Object Identifier (DOI®). “Just Accepted” is an optional service offered to authors. Therefore, the “Just Accepted” Web site may not include all articles that will be published in the journal. After a manuscript is technically edited and formatted, it will be removed from the “Just Accepted” Web site and published as an ASAP article. Note that technical editing may introduce minor changes to the manuscript text and/or graphics which could affect content, and all legal disclaimers and ethical guidelines that apply to the journal pertain. ACS cannot be held responsible for errors or consequences arising from the use of information contained in these “Just Accepted” manuscripts.



Supported Gold Nanoparticles for Alcohols Oxidation in Continuous-Flow Heterogeneous Systems

*Barbara Ballarin,^a Davide Barreca,^b Elisa Boanini,^c Maria Cristina
Cassani,^{a*} Paolo Dambruoso,^d Alessandro Massi,^e Adriana Mignani,^a
Daniele Nanni,^{a*} Chiara Parise,^a and Anna Zaghi^e*

*^aDipartimento di Chimica Industriale "Toso Montanari", Università di Bologna, Via Risorgimento
4, I-40136, Bologna, Italy; ^bCNR-ICMATE and INSTM, Department of Chemistry, Padova
University, Via F. Marzolo, 1, I-35131, Padova, Italy; ^cDipartimento di Chimica "Giacomo
Ciamician", Università di Bologna, Via Selmi 2, I-40126, Bologna, Italy; ^dIstituto per la Sintesi
Organica e la Fotoreattività, Consiglio Nazionale delle Ricerche, Via P. Gobetti, 101, I-40129,
Bologna, Italy; ^eDipartimento di Scienze Chimiche e Farmaceutiche, Università di Ferrara, Via
Fossato di Mortara 17, I-44121, Ferrara, Italy.*

*To whom correspondence should be addressed. E-mail: maria.cassani@unibo.it (M.C.C.), fax: +39
051 2093690; tel: +39 051 2093700; daniele.nanni@unibo.it (D.N.), fax: +39 051 2093654; tel: +39
051 2093623.

Abstract

Gold nanoparticles (Au_{NPs}) were anchored on alkynyl carbamate-functionalized support materials having the suitable features for application as catalysts in continuous-flow packed bed reactors. The functionalization step was carried out by grafting with the di-functional organosilane [3-(2-propynylcarbamate)propyl]triethoxysilane (PTEOS) three commercial micrometer-sized oxide supports, i.e. silica, alumina, and titania. The alkynyl-carbamate moieties were capable to straightforwardly reduce the gold precursor HAuCl_4 yielding the supported Au_{NPs} systems **Au/SiO₂@Yne**, **Au/Al₂O₃@Yne**, and **Au/TiO₂@Yne**. A comparison among the three materials revealed that silica allowed the highest organic functionalization (12 wt%) as well as the highest gold loading (3.7 wt%). Moreover, TEM investigation showed only for **Au/SiO₂@Yne** the presence of homogeneously distributed, spherically shaped Au_{NPs} (av. diameter 15 nm). **Au/SiO₂@Yne** is an efficient catalyst, both in batch and flow conditions, in the oxidation of a large variety of alcohols, using H_2O_2 as oxidizing agent, at a temperature of 90 °C. Furthermore, under flow conditions, the catalyst worked for over 50 h without any significant decrease in the catalytic activity. The catalytic activity of the three catalysts was evaluated and compared in the oxidation of 1-phenylethanol as a model substrate. We found that the flow approach plays a strategic role in preserving the physical and chemical integrity of the solid catalysts during its use, with remarkable consequences for the reaction conversion (from 2% in batch to 80 % in flow) in the case of **Au/TiO₂@Yne**.

Keywords: gold nanoparticles, alkynyl carbamate functionalized oxide supports, heterogeneous catalysis, alcohol oxidation, continuous-flow packed bed reactors.

Introduction

Alcohol oxidation of is one of the most important transformation in industrial organic chemistry and a challenging one in terms of green chemistry.^{1,2} Traditional methods involve the use of toxic, expensive stoichiometric metal oxidants and harmful organic solvents, and they often require vigorous reaction conditions.^{3,4} On the other hand, gold nanoparticles (Au_{NPs}), especially supported gold nanoparticles, can successfully oxidize alcohols in aqueous media by means of air, O₂, or H₂O₂.⁵⁻²³

Flow chemistry is another emerging topic of current widespread interest that has been recognized by the Green Chemistry Institute (GCI) as a key area for research activities, with the aim of developing sustainable manufacturing.²⁴⁻²⁷ The main advantages of a flow reactor are: i) the use of small volumes, which allows a perfect control of exothermic processes by preventing accumulation of intermediates; ii) the fast heating and mass transfer, which provide an instantaneous and homogenous mixing; iii) the very efficient thermal management, which makes the flow systems really safe by preventing thermal runaways and hot spots; iv) the high pressure stability, enabling to run reactions at lower temperature; v) the possibility of reducing the quantity of solvents and even to carry out solvent-free reactions. In the flow nanocatalysis approach the advantages of both nanocatalysis and flow chemistry are exploited and boosted.²⁸⁻³⁰

In our previous works we have presented the preparation, without any need of additional reducing and/or stabilizing agents, of a variety of stable silica-supported Au_{NPs} by using different functionalized-silica supports and a chloroauric acid (HAuCl₄) aqueous solution as the only reactants.³¹⁻³⁴ We started using commercial polyethyleneimine-functionalized silica beads³⁰ and we went on preparing silica nanoparticles with alkynyl carbamate moieties synthesized by co-condensation of the di-functional organosilane [3-(2-propynylcarbamate)propyl]triethoxysilane (PPTEOS) with tetraethoxysilane (TEOS) in alkaline medium. By this method, spherical and monodispersed functionalized silica nanoparticles with a porous structure and an average size distribution of 45 nm could be obtained. The synergistic effect of the carbamate and alkynyl

1
2
3 functionalities present on the silica surface was exploited for the smooth reduction of HAuCl_4 and
4
5 successive stabilization of the resulting silica-supported Au_{NPs} .^{31,32} PPTEOS, through its
6
7 derivatization by radical thiol-yne chemistry, was subsequently used to fabricate a novel amino-
8
9 sulfide branched silica support suitable for the preparation of analogous Au_{NPs} -based catalytic
10
11 systems.³⁴
12

13
14 In the present work we have anchored Au_{NPs} on some alkyne-modified support materials
15
16 having the right features for the application as catalysts in continuous-flow packed bed
17
18 reactors.^{23,35,36} Indeed the functionalization step was carried out by grafting with PPTEOS three
19
20 commercial micrometer-sized oxide supports (abbreviated **OS**), *i.e.* silica, alumina, and titania. We
21
22 first investigated the catalytic activity of **Au/SiO₂@Yne** in the oxidation of primary and secondary
23
24 alcohols, then the oxidation of 1-phenylethanol was taken as a model reaction to examine and
25
26 compare the catalytic activities of **Au/SiO₂@Yne**, **Au/Al₂O₃@Yne**, and **Au/TiO₂@Yne** (hereafter
27
28 generically named as **Au/OS@Yne**). The catalytic tests were carried out both in batch and under
29
30 continuous-flow conditions at a temperature of 90°C using, depending on the substrate, water or a
31
32 $\text{H}_2\text{O}/^t\text{BuOH}$ (6:4 v/v) mixture as the reaction medium and H_2O_2 as the oxidizing agent.
33
34
35
36

37 **Experimental Section**

38
39 **Materials.** Triethylamine (TEA, 99%), hydrogen peroxide (H_2O_2 , 35 wt% in H_2O), sodium
40
41 hydroxide (NaOH), benzyl alcohol, 4-nitrobenzyl alcohol, 4-methylbenzyl alcohol, 4-
42
43 methoxybenzyl alcohol, 1-octanol, 2-octanol, 1-phenylethanol, diphenylmethanol, cyclohexanol, 1-
44
45 (4-chlorophenyl)ethanol, 1-(4-fluorophenyl)ethanol, 1-(p-tolyl)ethanol, 4-methoxy- α -methylbenzyl
46
47 alcohol, α -methyl-2-naphthalenemethanol, 1,7-heptanediol, ethanol (99%), dichloromethane (DCM,
48
49 99%), tert-butanol ($^t\text{BuOH}$, 99%), ethyl acetate (EtOAc), and deuterated chloroform (CDCl_3) were
50
51 of analytical grade and were used as purchased from Sigma-Aldrich. Toluene was dried over Na/K
52
53 alloy and distilled under nitrogen prior to use. Ultrapure water purified with the Milli-Q plus system
54
55 (Millipore Co, resistivity over 18 $\text{M}\Omega$ cm) was used in all cases. $\text{HAuCl}_4 \cdot 3\text{H}_2\text{O}$ was prepared
56
57
58
59
60

1
2
3 according to a literature procedure,³⁷ [3-(2-propynylcarbamate)propyl]triethoxysilane (PPTEOS)
4 was prepared as previously reported.³¹ Commercial silica gel for column chromatography (particle
5 size 70-230 mesh, pore volume c.a. 0.8 cm³/g, surface area 550 m²/g, Sigma-Aldrich) and
6 aluminum oxide 90 active neutral (particle size 70-230 mesh, pore volume ca. 0.27 cm³/g, surface
7 area ca. 120 m²/g, Merck) were dried prior to use by heating at 180 °C in a quartz tube under a slow
8 stream of dry nitrogen and then stored under nitrogen.³⁸ Titanium oxide (Cristal ACTIV DT-51,
9 100% anatase, surface area ca. 90 m²/g), purchased from Cristal (www.cristal.com), was first
10 pelletized into a 30 mm diameter disk. The pellets were subsequently gently crumbled and sieved,
11 first on a 60 mesh stainless steel sieve (Filtru Vibracions S.L.) and then on a 80 mesh sieve. Only
12 the powder that remained on the 80 mesh sieve was used in the grafting process. The commercial
13 Au/TiO₂ catalyst AUROLite™ (Gold 1 wt% on titanium dioxide extrudates purchased from Strem)
14 was mildly ground in an agate mortar and then passed on a 80 mesh stainless steel sieve. Only the
15 material with particle size higher than 80 mesh was employed in the catalytic tests.

16
17
18
19
20
21
22
23
24
25
26
27
28
29
30
31 **Preparation of OS@Yne.** The grafting of the PPTEOS on the silica surface was performed under
32 N₂ atmosphere at 60 °C. A 100 mL three-necked dry round-bottomed flask was charged with SiO₂
33 (4.73 g), TEA (98 μL, 0.70 mmol) and toluene (17 mL). An excess of PPTEOS (2.29 g, 7.58
34 mmol), previously dissolved in toluene (12 mL), was added to the vigorously stirred mixture. The
35 reaction mixture was stirred for 23 h at 60 °C, then the temperature was raised to 100 °C and the
36 nitrogen flow was increased in order to remove ethanol, formed as a co-product, and to reduce the
37 mixture volume. The obtained SiO₂@Yne was isolated by centrifugation (5600 rpm, 15 min) and
38 re-dispersed in EtOH. The re-dispersion/centrifugation procedure was repeated three times while
39 the excess of PPTEOS was recovered from the supernatant solution. The samples were dried in
40 oven at 50 °C for 3 h and kept under a nitrogen stream to remove the residual solvent, finally
41 yielding a white powder.
42
43
44
45
46
47
48
49
50
51
52
53
54
55
56
57
58
59
60

1
2
3 The grafting of aluminum oxide ($\text{Al}_2\text{O}_3@\text{Yne}$) was performed following the same
4 procedure. A solution of PPTEOS (2.67 g, 8.84 mmol) in 18 mL of toluene was added to a
5 suspension of Al_2O_3 (6.99 g) and TEA (115 μL , 0.83 mmol) in 20 mL of toluene.
6
7

8
9 The functionalization of titanium oxide (60-80 mesh, prepared as described in the previous
10 paragraph) was carried out as follows. A dry round-bottomed flask kept under a nitrogen
11 atmosphere was charged with TiO_2 (2.05 g), TEA (42 μL , 0.30 mmol), and toluene (10 mL), then a
12 solution of PPTEOS (0.99 g, 3.29 mmol) in toluene (5 mL) was added. The flask was then
13 connected to a rotary evaporator, heated at 60 $^\circ\text{C}$, and left under stirring at 60 rpm for 9 h. At the
14 end of the reaction the obtained $\text{TiO}_2@\text{Yne}$ was isolated by centrifugation, washed three times with
15 ethanol, and dried under a nitrogen stream.
16
17
18
19
20
21
22
23

24 Preparation of $\text{Au}/\text{OS}@\text{Yne}$.

25
26 **$\text{Au}/\text{SiO}_2@\text{Yne}$.** The preparation of $\text{Au}/\text{SiO}_2@\text{Yne}$ was carried out in a 500 mL three-necked dry
27 round-bottomed flask under a N_2 atmosphere. The flask was first charged with 1.0 g of $\text{SiO}_2@\text{Yne}$
28 and 100 mL of H_2O and the suspension was heated to 90 $^\circ\text{C}$. After reaching the desired
29 temperature, $\text{HAuCl}_4\cdot 3\text{H}_2\text{O}$ (0.0980 g, 0.25 mmol), previously dissolved in 150 mL of H_2O , was
30 added in order to have a 1.00 mM of $\text{HAuCl}_4\cdot 3\text{H}_2\text{O}$ as the final concentration; the reaction mixture
31 was left under stirring for 1 h.
32
33
34
35
36
37
38

39 **$\text{Au}/\text{Al}_2\text{O}_3@\text{Yne}$.** The synthesis was performed following the same procedure of $\text{Au}/\text{SiO}_2@\text{Yne}$,
40 starting with a suspension of 1.033 g of $\text{Al}_2\text{O}_3@\text{Yne}$ in 100 mL of H_2O , and then adding a solution
41 of 0.0994 g of HAuCl_4 previously dissolved in 150 mL of H_2O .
42
43
44
45

46 **$\text{Au}/\text{TiO}_2@\text{Yne}$.** This synthesis was carried out in a rotary evaporator, without the use of a magnetic
47 stirrer. A two-necked flask was charged with 0.972 g of $\text{TiO}_2@\text{Yne}$ and 100 mL of H_2O and heated
48 to 90 $^\circ\text{C}$. When the desired temperature was reached, a solution of 0.0995 g of HAuCl_4 dissolved in
49 150 mL of H_2O was rapidly added and the reaction mixture was left under stirring at 60 rpm for 1 h.
50
51
52
53

54 In all the three procedures, after the addition of the gold precursor a rapid change in the
55 colour of the solution from pale-yellow to red-purple was observed. At the end of the reaction the
56
57
58
59
60

1
2
3 obtained solid material was separated from the supernatant solution by centrifugation (5600 rpm, 15
4 min) and re-dispersed twice in water and twice in EtOH, then it was dried under a nitrogen flow.
5
6
7 Successively, **Au/TiO₂@Yne** was passed again on a 80 mesh stainless steel sieve (Filtru Vibracions
8 S.L.) and only the powder with particle size higher than 80 mesh (ca. 50%) was used in the catalytic
9 tests.
10
11
12

13 Detailed information regarding instruments and methods employed for material
14 characterization (TGA, TEM, ATR-FTIR, AAS, NMR, GC) are reported in the Supplementary
15 Information. Solid State NMR spectra (SS NMR) were recorded using adamantane as reference on
16 an Agilent NMR system, consisting of a 54-mm bore, 11.7 Tesla Premium Shielded
17 superconducting magnet, a DD2 Performa IV NMR console equipped with 100 W highband and
18 300 W lowband amplifiers, and a NB Agilent 3.2 mm T3 MAS HXY Solid Probe 500 MHz.
19
20
21
22
23
24
25

26 X-ray photoelectron spectroscopy (XPS) analyses were conducted on a Perkin-Elmer Φ
27 5600ci spectrometer using a standard AlK α excitation source ($h\nu = 1486.6$ eV), at a working
28 pressure $< 10^{-8}$ mbar. The reported binding energies (BEs; uncertainty = ± 0.1 eV) were corrected
29 for charging effects by assigning a BE of 284.8 eV to the C1s line of adventitious carbon.^{39,40} After
30 a Shirley-type background subtraction,⁴¹ atomic percentages (at. %) were calculated by signal
31 integration using sensitivity factors supplied by Perkin-Elmer. Peak fitting was performed adopting
32 Gaussian-Lorentzian peak shapes by means of the XPS Peak software (version 4.1;
33 <http://xpspeak.software.informer.com/4.1/>).
34
35
36
37
38
39
40
41
42
43

44 The system used for continuous-flow reactions was composed of an HPLC pump (Agilent
45 1100 micro series), an in-line pressure transducer, a thermostated microreactor holder (Peltier unit),
46 a system to collect fractions, and a data acquisition system (Agilent ChemStation). The units were
47 connected by peek tubing (internal diameter 0.01 inch from Upchurch Scientific). The system hold-
48 up volume was smaller than 80 μ L. The temperature was controlled by inserting a thermometer
49 inside the Peltier unit (temperature measurement error: ± 0.5 °C).
50
51
52
53
54
55
56
57
58
59
60

Catalytic tests.

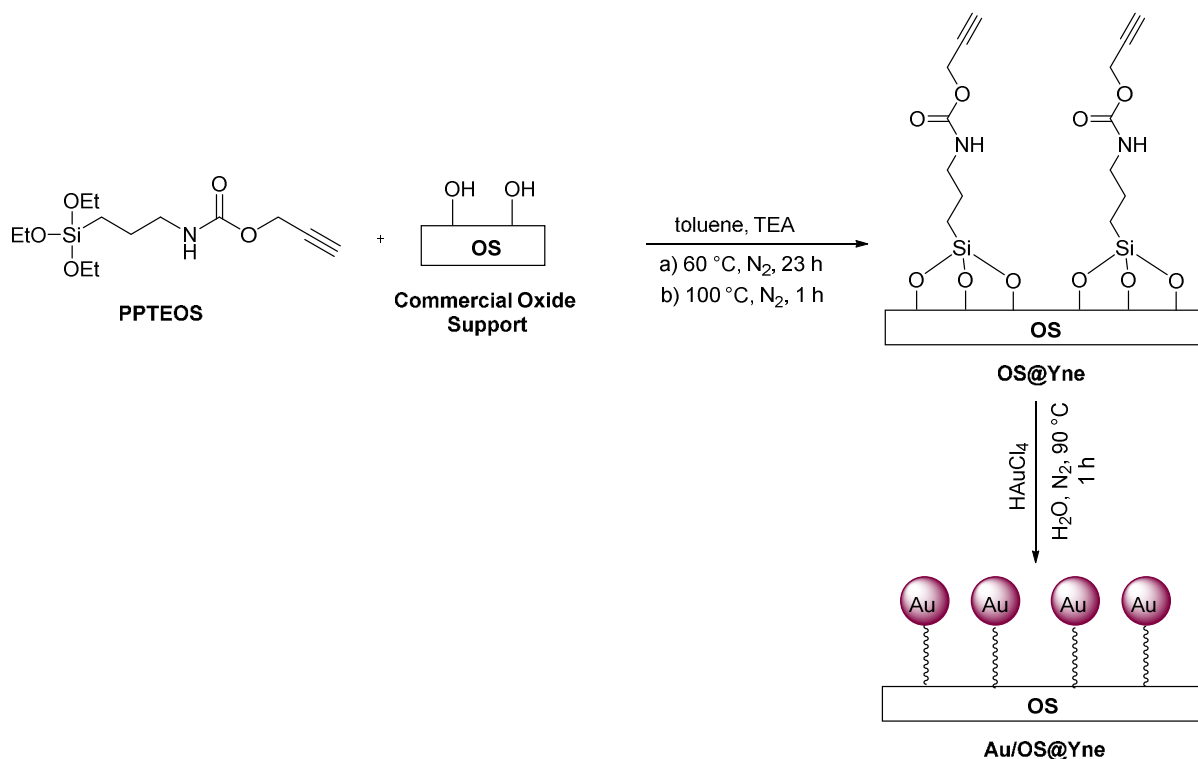
Batch experiments. In a typical procedure a 0.1 M solution of the starting alcohol in the appropriate solvent medium and 1 % mol Au catalyst were charged in a flask and stirred for a few minutes at 90 °C, then 2.5 molar equivalents of H₂O₂ were added. At the end of the reaction the solid catalyst was separated from the mixture by centrifugation and washed once with water and once with DCM, then the reactants and the products were recovered from the aqueous phase by extraction with DCM and analyzed by ¹H-NMR to evaluate the yield of the carbonyl compounds. A comparison between the conversion determined by ¹H-NMR analysis and GC analysis was also carried out in the case of the benzyl alcohol substrate. For the GC analysis the aqueous phase isolated at the end of the reaction was directly analyzed. Calibration lines for benzyl alcohol, benzoic acid, and benzaldehyde were obtained after injection of four aqueous solutions at a known concentration, employing 1,7-heptanediol as internal standard. For recycling tests, the catalyst was recovered by centrifugation and washed first with H₂O and then three times with ethyl acetate before being reused in the next cycle. With the TiO₂-supported catalyst vertical agitation was performed with the FirstMateTM synthesizer, Argonaut Technology.

Continuous-Flow experiments. The microreactors used for the continuous-flow experiments were prepared by gravity packing a 10 cm long column (internal diameter 2.1 mm, Figure S7) with **Au/OS@Yne** (300 ÷ 400 mg depending on the Au wt. % content). In a typical procedure, the continuous-flow system was fed with a 0.1 M solution of the alcohol at 30 °C and operated at a flow rate of 0.1 mL min⁻¹, with the packed microreactor heated to 90 °C. Hydrogen peroxide was added to the reagent mixture just before running. The eluate was collected in several fractions and analyzed by ¹H-NMR after extractions with DCM.

Results and Discussion

Preparation and characterization of Au/OS@Yne. The first step was the modification of the support with the alkynyl carbamate-terminated organosilane PPTEOS. The condensation reaction

between the organosilane and the hydroxyl groups present on the surface was carried out in toluene, under nitrogen, in the presence of TEA (Scheme 1).



Scheme 1. Preparation of **Au/OS@Yne** [OS = SiO₂ and Al₂O₃ (70-230 mesh), TiO₂ (60-80 mesh)].

In the second step the preparation of **Au/OS@Yne** was carried out in an aqueous medium at 90 °C under nitrogen. The formation of the Au_{NPs} was obtained by simply adding an aqueous solution of HAuCl₄ to a dispersion of **OS@Yne**. Within the first minutes of the reaction the colour rapidly changed from pale-yellow to violet. After 1 h, the suspension was centrifugated to remove the supernatant solution, which was colourless, suggesting the absence of free Au_{NPs}. The solid **Au/OS@Yne** was washed by means of centrifugation/re-dispersion in water and EtOH, and finally dried to obtain a purple powder.^{42,43}

The **Au/OS@Yne** samples were characterized by TGA analyses, AAS, ATR-FTIR, XPS spectroscopy and TEM microscopy; the most important data are summarized in Table 1.

Table 1. TGA, AAS, and TEM data for **Au/OS@Yne**

Sample	Yne (wt %) ^a	Au (wt%) ^b	Au _{NPs} d _{TEM} (nm)
Au/SiO₂@Yne	12 ± 1	3.7 ± 0.1	15 ± 4
Au/Al₂O₃@Yne	6 ± 1	2.0 ± 0.1	18 ± 7
Au/TiO₂@Yne	2 ± 1	1.7 ± 0.1	large distribution

^aweight loss by TGA; ^bdetermined by AAS.

The TGA analyses, used to evaluate the efficiency of the grafting process, showed for **Au/SiO₂@Yne** (Figure S1a) three regions of mass loss associated to evaporation of adsorbed water and ethanol (30 – 150 °C), degradation of organic material (150 – 500 °C), and dehydration of SiOH groups (500 – 705 °C). The weight loss of the organic material was 12 wt %, in keeping with the expected organic moieties incorporation. Analogue thermograms were obtained from the analysis of **Au/Al₂O₃@Yne** (Figure S1b) and **Au/TiO₂@Yne** (Figure S1c) samples, with a mass loss in the region of organic material degradation of 6 wt% and 2 wt%, respectively.

The exact content of gold in the catalyst was determined by AAS after each synthesis. The results of the AAS analyses indicated that the average value of gold loading is related to the degree of functionalization of the starting support. The silica-supported catalyst showed the highest loading of gold (average value 3.7 wt %), while in the case of alumina and titania lower loadings were found (2.0 wt % and 1.7 wt % respectively).

The morphology of **Au/OS@Yne** samples was investigated by TEM microscopy. The gold nanoparticles presented a spherical shape and were found to be attached on the support surface. **Au/SiO₂@Yne** showed quite a uniform distribution of Au_{NPs} with an average diameter of 15 ± 4 nm (Figure 1), whereas in the case of **Au/Al₂O₃@Yne** the nanoparticles seemed to form more aggregates and were on average larger (18 ± 7 nm) compared to the silica-supported catalyst

(Figure S2a). The TEM images of **Au/TiO₂@Yne** presented a more random size distribution: the most part of particles shows a diameter ranging from 10 to 20 nm, but some very large particles (up to 70 nm) were observed (Figure S2b).




Figure 1. TEM image and particles size distribution of **Au/SiO₂@Yne** (15 ± 4 nm).

The ATR-FTIR spectra of **Au/OS@Yne** were also recorded and in all cases the presence of the carbamate moiety was evidenced by the appearance of two bands at ca. 1700 and 1530 cm^{-1} , associated to the C=O stretching and the N-H bending vibrations, respectively (Figure S3).⁴⁴

The surface functionalization and the corresponding chemical modification along the synthetic pathway were also monitored, in the case of SiO₂-immobilized Au_{NPs}, by observing ¹³C by SS NMR (both directly and via Cross Polarization experiments). Figure 2 shows a comparison between the ¹³C CP/MAS NMR spectra of the commercial silica support, the functionalized SiO₂@Yne microspheres, and the corresponding **Au/SiO₂@Yne**.

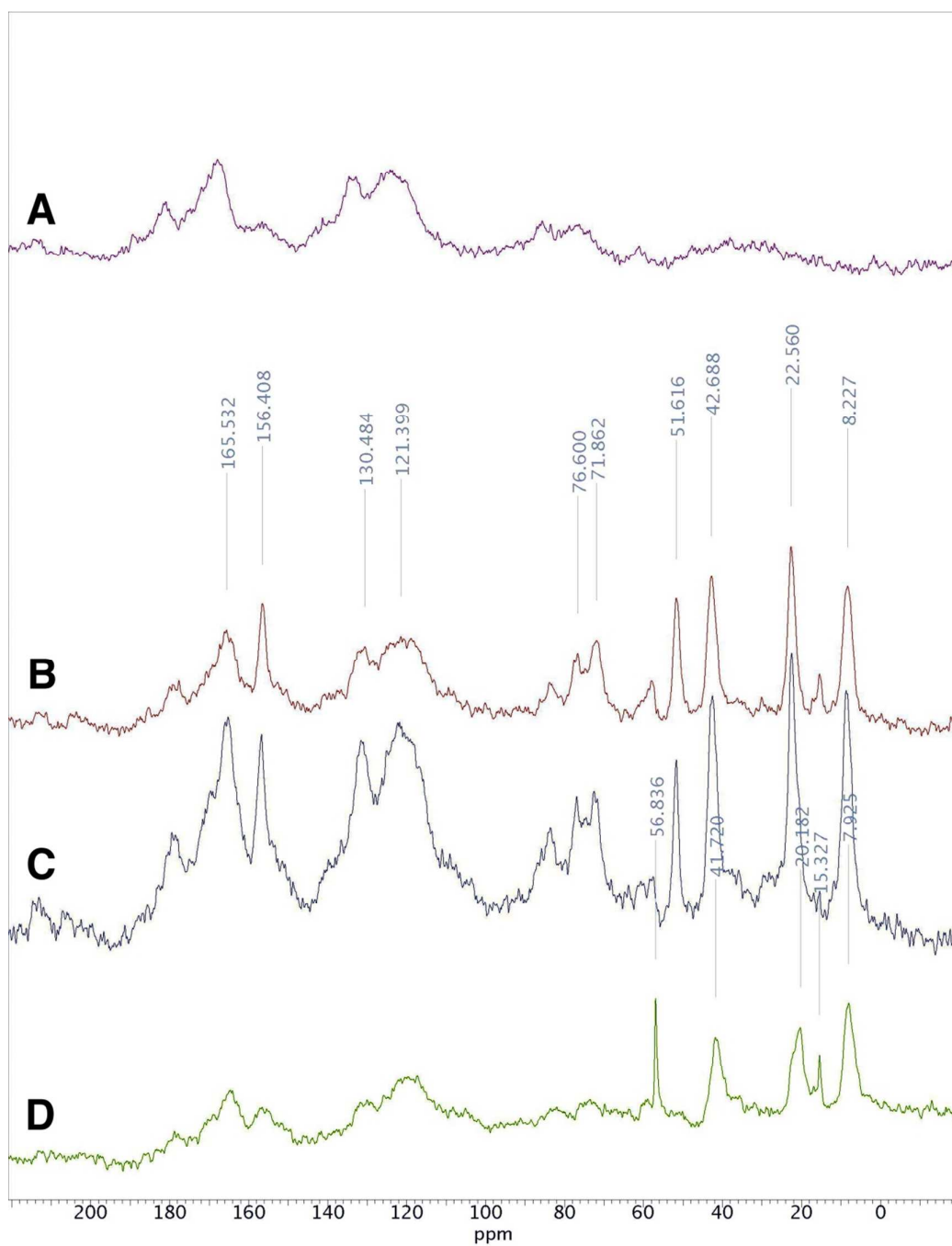


Figure 2. ^{13}C CP/MAS NMR spectra recorded at 500 MHz. (A) the top spectrum corresponds to bare silica; (B) $\text{SiO}_2\text{@Yne}$; (C) $\text{Au/SiO}_2\text{@Yne}$ (Au = 3.7 wt%); (D) $\text{Au/SiO}_2\text{@Yne}$ (Au = 13 wt%).

1
2
3 Apart from the very large signals (in the following spectrum regions: 70-90 ppm, 110-140
4 ppm, and 160-180 ppm) belonging to the commercial silica sample, the **SiO₂@Yne** microspheres
5 clearly evidenced all the relevant signals of the pendant: the aminopropylsilane linker (signals at
6 8.23, 22.56, and 42.69 ppm), the propargyl methylene (51.62 ppm), both alkyne carbons (76.60 and
7 83.45 ppm), and the carbamic carbonyl at 156.41 ppm.³¹ At the same time, **Au/SiO₂@Yne** (Figure
8 2C) containing 3.7 wt% of gold showed no relevant modification of the organic functionalization,
9 as confirmed by the ATR-FTIR spectra. Therefore, in order to investigate the effect of the Au(III) to
10 Au(0) reduction on the carbamate branch, a sample containing 13 wt% of gold was appositely
11 prepared.⁴⁵ The corresponding CP/MAS NMR spectrum (Figure 2D) showed a significant decrease
12 in the signals of the alkynyl and carbonyl carbons of the starting pendant but three quite strong
13 signals (at 7.92, 20.18, and 41.72 ppm) ascribable again to an aminopropylsilane linker. This
14 suggests that gold reduction led to some modification of the starting pendant likely involving the
15 degradation of the propynylcarbamate moiety and likely resulting in an aminopropyl chain,
16 responsible in turn for the eventual stabilization of the gold nanoparticles.³⁰

17
18
19
20
21
22
23
24
25
26
27
28
29
30
31
32
33 The other strong two singlets at 15.33 and 56.84 ppm could be tentatively assigned to the
34 methyl and methylene carbon atoms, respectively, of surface-bound ethoxy groups, deriving from
35 condensation of the ethanol produced during the silica modification with the silica silanols, a
36 process much more evident upon using larger amounts of chloroauric acid.⁴⁶

37
38
39
40
41
42 The surface chemical composition of the target systems was analyzed by XPS. Wide-scan
43 spectra (Figure 3a) displayed the presence of C, O, N and Au lines, as well as photopeaks related to
44 the used oxide supports (silica, alumina, and titania; see also Figure S3), indicating that the organic
45 functionalization was successfully obtained. This was further confirmed by the analysis of the main
46 carbon peak. In fact, irrespective of the analyzed specimen, the C1s signal (Figure 3b) displayed a
47 tailing towards the high BE side and was deconvoluted by means of three different bands, centered
48 at mean BE values of 284.8 (I; 52-57% of the total C signal), 286.4 (II; 29-39% of the total C
49 signal), and 289.2 eV (III; 9-14% of the total C signal). These components could be attributed to

1
2
3 C–C, C–H, and/or C–Si (**I**), C–N and/or C–O (**II**), and O–C=O (**III**) bonds, respectively.^{32,34,40}
4
5 More detailed calculations to estimate the different number of carbon atoms present on the species
6
7 anchored to the substrate surface were avoided due to the fact that band **I** also contains
8
9 contributions from adventitious carbon, whose occurrence is ubiquitous on the surface of air-
10
11 exposed samples. Despite the contributions due to oxygen atoms in the ligand chains could not be
12
13 resolved (see Supporting Information and Figure S3), being overlapped with the other more intense
14
15 oxygen bands,^{32,34} the successful anchoring of the target species to the substrates was confirmed by
16
17 the analysis of the N1s photopeaks (Figure 3c), which resulted from the contributions of a main
18
19 component (**IV**, BE = 399.5 eV, 36-50% of the total nitrogen), due to N in amino-groups⁴⁰ and an
20
21 additional band (**V**, BE = 401.1 eV) related to NH-COO- groups.³⁴ This is in line with the presence
22
23 of an aminopropylsilane linker evidenced by the ¹³C CP/MAS NMR analysis (see above). Figure 3d
24
25 displays the surface Au4f signals for the different specimens. Irrespective of the used substrate, no
26
27 signals related to Au(I) and Au(III) species could be clearly identified, enabling thus to highlight the
28
29 presence of pure Au aggregates, in agreement with previous studies. Typical surface at.% values for
30
31 gold were 0.7 at.% for **Au/SiO₂@Yne**^{32,34} and **Au/TiO₂@Yne**, and slightly higher for
32
33 **Au/Al₂O₃@Yne** (0.8 at.%). This clearly shows that the presence of the carbamate group in the
34
35 alkynyl moiety is essential to trigger reduction of Au(III) to Au(0) with respect to other
36
37 alkyne/Au(III)-Au(I) complexes.⁴⁷⁻⁴⁹
38
39
40

41
42 Interestingly, the analysis of Au4f_{7/2} BE evidenced a progressive downward shift upon going
43
44 from SiO₂ to TiO₂-supported specimens [BE(Au4f_{7/2}) = 84.3, 84.0 and 83.4 eV for **Au/SiO₂@Yne**,
45
46 **Au/Al₂O₃@Yne** and **Au/TiO₂@Yne** samples, respectively]. In general, gold nanoparticles can be
47
48 either slightly positive or negative, depending on the adopted support, synthesis method and
49
50 processing conditions.^{50,51} For alumina and titania-supported samples, the peak position was in
51
52 good agreement with previously reported data for homologous systems.⁵²⁻⁵⁴ A comparison of the
53
54 present BE data with the reference position for bulk metallic gold [BE(Au4f_{7/2}) = 84.0 eV]³⁹
55
56 revealed a downward shift of Au peak position for **Au/TiO₂@Yne**, suggesting the occurrence of
57
58
59
60

1
2
3 electron donation from titania support to the metal and the consequent formation of an electron-
4 reach ($\text{Au}^{\delta-}$) phase in this case.⁵⁴⁻⁵⁶ In a different way, the BE increase with respect to bulk Au
5
6 observed for **Au/SiO₂@Yne** might suggest the presence of core-level shifts, caused by an
7
8 incomplete screening of the core-hole typical for nanostructured gold on poorly conducting
9
10 substrates, such as SiO₂.⁵⁷
11
12
13
14
15
16
17
18
19
20
21
22
23
24
25
26
27
28
29
30
31
32
33
34
35
36
37
38
39
40
41
42
43
44
45
46
47
48
49
50
51
52
53
54
55
56
57
58
59
60

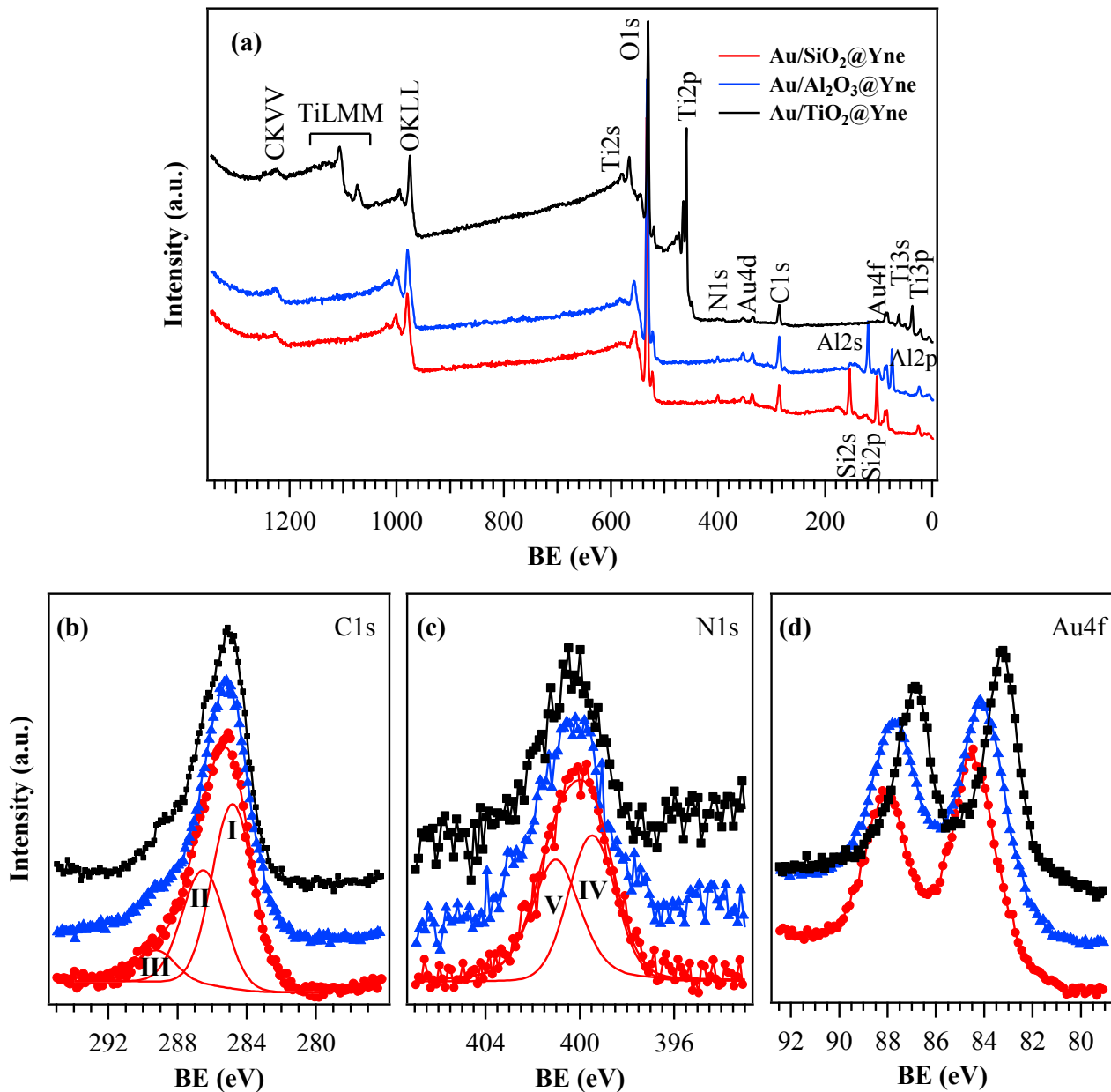


Figure 3. Surface wide-scan XPS spectra (a) and representative C1s (b), N1s (c) and Au4f (d) photoelectron peaks for the as-prepared specimens.

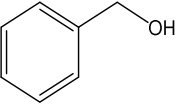
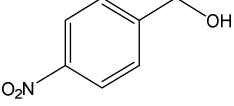
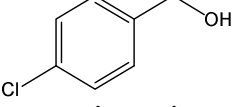
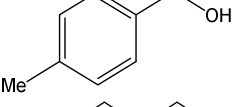
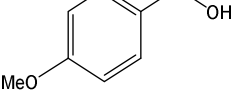
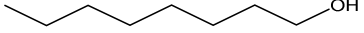
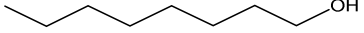
Catalytic activity of Au/OS@Yne in alcohol oxidation. The catalytic activity of Au/SiO₂@Yne was initially studied in the oxidation of a series of benzylic alcohols in a batch system, employing H₂O₂ as oxidizing agent and water as the reaction medium (Table 2). Under these conditions the

1
2
3 main product of the oxidation reaction was the corresponding carboxylic acid, while the formation
4
5 of the aldehyde was observed to a lesser extent.
6

7 As shown in Table 2 (entry 1), oxidation of benzyl alcohol occurred with a 74% selectivity
8
9 in benzoic acid and a 26% selectivity in benzaldehyde. The presence of substituents on the aromatic
10
11 ring was found to affect the alcohol reactivity (Table 2, entries 2-5): the alcohols bearing electron-
12
13 donating groups (OMe and Me) were completely oxidized in 3 h, whereas 4-chlorobenzyl alcohol
14
15 was found to be less reactive and in the case of 4-nitrobenzyl alcohol no conversion was observed.
16

17
18 A low conversion was also observed with aliphatic alcohols such as 1-octanol (Table 2,
19
20 entry 6). In order to attain a comparison with literature data, we also performed the oxidation of 1-
21
22 octanol with the commercial available AUROLiteTM gold catalyst (Au/Mintek) presenting a gold
23
24 loading of 1 wt%. Before testing, AUROLite was simply ground and sieved to obtain a powder with
25
26 a granulometry between 60 and 80 mesh, without any further thermal treatment.¹⁴ As shown in
27
28 Table 2, entry 7, in our hands with this catalyst we obtained a 16% conversion after 1 h, thus
29
30 confirming the lower activity of this kind of substrates.
31
32
33
34
35
36
37
38
39
40
41
42
43
44
45
46
47
48
49
50
51
52
53
54
55
56
57
58
59
60

Table 2. Oxidation of primary alcohols with **Au/SiO₂@Yne** under batch conditions^a

Entry	Substrate	t (h)	Conversion (%) ^b	Φ acid (%) ^b	Φ aldehyde (%) ^b
1 ^c		3	86 (84)	74 (70)	26 (30)
2		3	0	-	-
3		5	18	67	33
4		3	>99	>99	-
5		3	>99	61	39
6 ^d		5	30	>99	-
7 ^e		1	16	>99	-

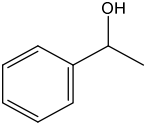
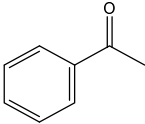
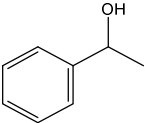
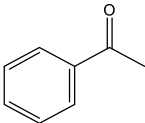
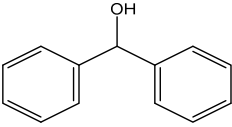
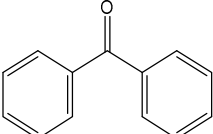
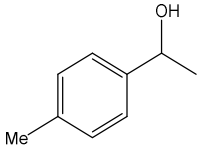
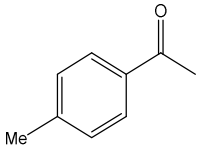
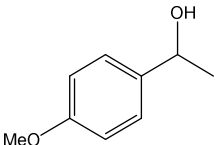
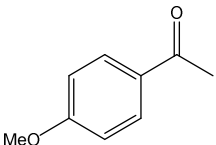
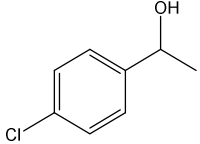
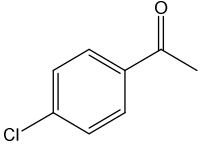
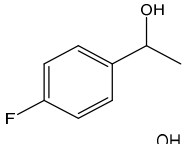
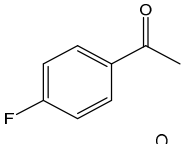
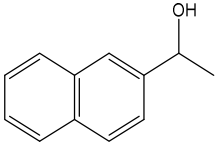
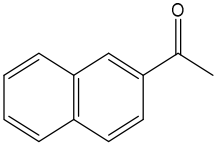
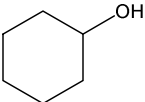
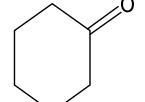
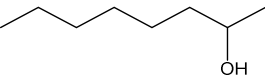
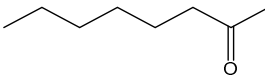
^aReaction conditions: starting alcohol solution 0.05 M, solvent: H₂O, 2.5 mol equiv. H₂O₂, T = 90 °C; ^bconversion and selectivity determined by ¹H-NMR; ^cdata in parenthesis referred to GC analysis; ^dstarting alcohol solution 0.1 M; ^ereaction performed with the catalyst AUROLite™, with a 1.0 M alcohol solution and vertical agitation FirstMate™ synthesizer, Argonaut Technology.

This study was then extended to secondary alcohols though using the solvent system H₂O/^tBuOH (6:4 v/v). The use of this solvent mixture instead of just water was dictated by the low solubility in water of some secondary alcohols such as diphenylmethanol as well as the carbonyl products. This problem is mostly stringent when working under continuous-flow conditions (*vide infra*) where the presence of insoluble material must be avoided. The use of water-alcohol mixtures is greener than the use of other common organic solvents;⁵⁸ furthermore ^tBuOH has been classified by the Food and Drug Administration as a class 3 solvent.⁵⁹

The results of the experiments, summarized in Table 3, indicated that **Au/SiO₂@Yne** efficiently catalyzed oxidation of 1-phenylethanol and diphenylmethanol (Table 3, entries 1 and 5).⁶⁰ The oxidation of 1-phenylethanol was also performed at a lower temperature (Table 3, entry 4)

1
2
3 leading to a lower conversion value. Therefore, we performed all the subsequent reactions at the
4
5 temperature of 90 °C. In keeping with what observed with the primary alcohols, the presence of
6
7 substituents influenced the alcohol reactivity: 1-(p-tolyl)ethanol and 1-(4-methoxyphenyl)ethanol
8
9 were successfully oxidized in only 1 h (Table 3, entries 6 and 7), while 1-(4-chlorophenyl)ethanol
10
11 and 1-(4-fluorophenyl)ethanol were found to be less reactive, although a high conversion could still
12
13 be obtained by increasing the amount of oxidizing agent (Table 3, entries 8 and 9). The catalytic
14
15 activity of **Au/SiO₂@Yne** was also tested in the oxidation of an alicyclic and an aliphatic alcohol,
16
17 i.e. cyclohexanol and 2-octanol, using only water as the reaction medium: however, a lower activity
18
19 was observed with both substrates (Table 3, entries 11 and 12).
20
21
22
23
24
25
26
27
28
29
30
31
32
33
34
35
36
37
38
39
40
41
42
43
44
45
46
47
48
49
50
51
52
53
54
55
56
57
58
59
60

Table 3. Oxidation of secondary alcohols with **Au/SiO₂@Yne** under batch conditions.^a

Entry	Substrate	Product	t (h)	Conversion (%) ^b
1			4.50	74
2	reuse 1 ^c		4.50	69
3	reuse 2 ^c		4.50	73
4 ^d			4.50	47
5			2	>99
6			1	>99
7			1	>99
8 ^e			6	82
9 ^e			6	55
10			3	90
11 ^{f,g}			5	46
12 ^f			5	12

^aReactions conditions: starting alcohol solution 0.1 M, solvent: H₂O/^tBuOH 6:4 v/v, 2.5 mol equiv. H₂O₂, 1 % mol Au, T = 90 °C; ^bconversion determined by ¹H-NMR; ^cthe catalyst was washed three times with EtOAc before reuse;

^dreaction performed at T = 70 °C; ^eadditional 2.5 mol equiv. of H₂O₂ were added after 5 h; ^freaction performed in water; ^gadditional 2.5 mol equiv. of H₂O₂ were added after 2 h.

Recycling experiments were also performed in the oxidation of 1-phenylethanol. After a reaction run the catalyst was recovered by centrifugation, thoroughly washed first with water and then with DCM, dried under vacuum, and reused. With this procedure a decrease of about 50% in the conversion took place already in the second cycle. Conversely, when the catalyst was washed with EtOAc before being reused, the conversion remained essentially the same even after three cycles of reaction (Table 3, entries 2 and 3).³³ The AAS analysis on the recycled catalyst showed that the gold loading after three cycles of reaction was the same of the fresh one. Furthermore, TEM analysis on the reused catalyst indicated that the nanoparticles size distribution remained almost unchanged, though a few larger aggregates were found (Figure S8).

XPS analyses on a representative SiO₂-supported catalyst after use (Figure S4) yielded analytical data almost identical with respect to the pristine **Au/SiO₂@Yne** sample, with no significant variations in the relative weight of the different species contributing to C1s and N1s photopeaks. Indeed, the presence of the starting alcohol and the corresponding acid as oxidation product could not be completely ruled out, since they would give raise to signals completely overlapped with components **I** and **II** in the C1s signal, and indistinguishable from the main O1s photopeak. Taken together, these results enabled to rule out the occurrence of significant chemical changes in the nature and chemical state of the observed species.

Subsequently, basing on the above results, we chose to perform the oxidation of alcohols catalyzed by **Au/SiO₂@Yne** in a continuous flow system (Table 4). The flow reactor was packed with the catalyst, heated to 90 °C and fed with the reagent mixture at the constant flow rate of 0.1 mL min⁻¹.⁶¹ Under these conditions, 1-phenylethanol was converted to acetophenone with a 85 % yield, with the system achieving the steady-state regime after 2 h (Table 4, entry 1).

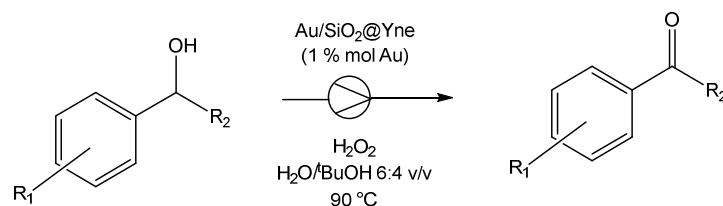
In order to enhance the conversion of the substrate, a catalytic test at a lower flow rate was also performed (Table 4, entry 2); however no significant differences were observed.

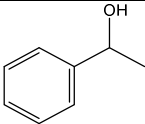
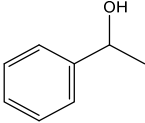
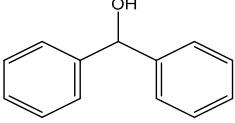
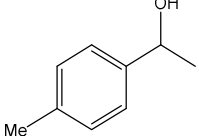
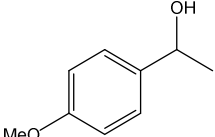
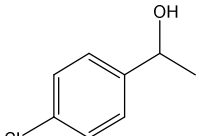
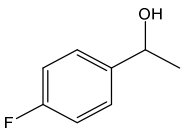
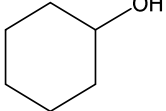
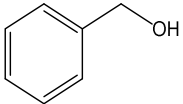
1
2
3 The long-term stability of **Au/SiO₂@Yne** was also investigated and it was found that the
4 catalyst could work for over 50 h without observing any significant decreasing in the catalytic
5 activity.
6
7

8
9 The improvement in the catalyst performances under these conditions was particularly
10 evident in the oxidation of the less reactive substrates. Indeed, in the case 1-(4-chlorophenyl)ethanol
11 and 1-(4-fluorophenyl)ethanol the conversions achieved in the flow system after 1 h (Table 4,
12 entries 6-7) were comparable to those achieved in the batch system in 6 h (Table 3, entries 8 and 9).
13
14
15
16
17

18 Moreover, the oxidation of benzyl alcohol was successfully carried out in the continuous-flow
19 system (Table 4, entry 9), giving an almost complete conversion with a 100 % selectivity in the
20 corresponding carboxylic acid.
21
22
23
24
25
26
27
28
29
30
31
32
33
34
35
36
37
38
39
40
41
42

43 **Table 4.** Oxidation of alcohols with **Au/SiO₂@Yne** in continuous-flow system.^a



Entry	Substrate	t (h) ^b	Conversion (%) ^c
1		2	85
2 ^d		2	90
3		3	96
4		1	>99
5		1	>99
6		1	77
7 ^e		1	68
8 ^f		2	15
9 ^g		2	>99 ^h

^aReactions conditions: starting alcohol solution 0.1 M, solvent: H₂O/BuOH 6:4, 2.5 mol equiv. H₂O₂, T_{solution} = 30 °C, T_{reactor} = 90 °C; flow rate: 0.1 mL min⁻¹; ^btime needed to achieve the steady-state regime; ^csteady-state conversion determined by ¹H-NMR; ^dreaction performed at a flow rate of 0.075 mL min⁻¹; ^ethe reaction was performed at 80 °C, ^freaction performed in water, with 5 equivalents of H₂O₂, at a flow rate of 0.05 mL min⁻¹; ^greaction performed in water at a flow rate of 0.3 mL min⁻¹ with a starting alcohol concentration of 0.025 M; ^hcomplete selectivity in the corresponding carboxylic acid.

The catalytic activity of **Au/Al₂O₃@Yne** and **Au/TiO₂@Yne** in the oxidation of 1-phenylethanol in batch and flow conditions was also evaluated and compared to the catalytic activity of the silica-supported catalyst (Table 5). In batch experiments **Au/SiO₂@Yne** was found to be the most active of the tested catalysts, leading to a 74% conversion of the substrate after 4.50 h (entry 1 of Tables 4 and 5), while with **Au/Al₂O₃@Yne** a final conversion of only 28% was achieved in the same amount of time (Table 5, entry 2). The titania-supported catalyst showed almost no catalytic activity in the target reaction (Table 5, entry 3). These results could be explained by the different Au_{NPs} size dimension and distribution of the three catalysts.^{14,62-65} However, in the case of **Au/TiO₂@Yne**, the very low conversion was mainly due to the fact that, under batch conditions, the starting size (60 ÷ 80 mesh) of the support was completely lost: this gives a very fine powder, difficult to separate from the supernatant at the end of the reaction, where all Au_{NPs} are probably not exposed any longer on the catalyst surface. Indeed, no significant improvements were observed by carrying out the reaction with the FirstMateTM synthesizer that provides a milder vertical agitation. On the other hand, when the reaction was performed in the flow system, significant improvements were observed. Upon using the **Au/Al₂O₃@Yne** catalyst, the conversion increased from 28% to 85% (Table 5, entry 2), hence becoming comparable to **Au/SiO₂@Yne**, whilst for **Au/TiO₂@Yne** a dramatic increase from 2 % to 80% occurred (Table 5, entry 3).⁶⁶

Table 5. Oxidation of 1-phenylethanol with the synthesized catalysts in batch^a and flow.^b

Entry	Catalyst	BATCH	FLOW	
		Conversion (%) ^c	Conversion (%) ^c	Productivity (h ⁻¹) ^d
1	Au/SiO₂@Yne	74	85	12.8
2	Au/Al₂O₃@Yne	28	85	10.2
3	Au/TiO₂@Yne	2 ^e	80 ^f	19.2

^aReactions conditions: starting alcohol solution 0.1 M, solvent: H₂O/^tBuOH 6:4 v/v, 2.5 mol equiv. H₂O₂, 1 % mol Au, T = 90°C, 4.50 h; ^breactions conditions: starting alcohol solution 0.1 M, solvent: H₂O/^tBuOH 6:4 v/v, 2.5 mol equiv. H₂O₂, T_{solution} = 30 °C, T_{reactor} = 90 °C; flow rate: 0.1 mL min⁻¹, steady-state achieved after 2 h; ^cconversion

determined by ¹H-NMR; ^dcalculated as mole of product per mole of Au per time. ^evertical agitation was performed with the FirstMateTM synthesizer, Argonaut Technology; ^f steady-state achieved after 4 h.

These results clearly demonstrate that for our systems the flow approach also plays a strategic role in preserving the physical and chemical integrity of the solid catalyst during its use.

Conclusions

This paper reports the synthesis of systems based on *in-situ* formed Au_{NPs} tethered on alkynyl carbamate-modified commercial, micrometer-sized silica, aluminium oxide and titanium oxide (**Au/SiO₂@Yne**, **Au/Al₂O₃@Yne**, **Au/TiO₂@Yne**) suitable for being employed as catalysts in the oxidation of alcohols in continuous-flow packed bed reactors.

From a comparison between the results obtained from the three catalytic systems the following conclusions can be drawn.

Silica allowed the highest organic functionalization (12 wt%) as well as the highest gold loading (3.7 wt%). Moreover, TEM microscopy investigation showed only for **Au/SiO₂@Yne** the presence of homogeneously distributed, spherically shaped Au_{NPs} (av. diameter 15 nm). XPS analyses carried out on the three different specimens revealed that their surfaces were decorated with pure Au nanoparticles, and no signals related to Au(I) and Au(III) species could be identified.

Au/SiO₂@Yne efficiently catalyzed, both in batch and flow conditions, the oxidation of a large variety of alcohols. Furthermore, under flow conditions, the catalyst could work for over 50 h at 90 °C without observing any significant decrease in the catalytic activity.

A comparison among the catalytic activities of **Au/SiO₂@Yne**, **Au/Al₂O₃@Yne**, and **Au/TiO₂@Yne** in the oxidation of 1-phenylethanol, carried out both in batch and in continuous-flow system, demonstrated that, although **Au/SiO₂@Yne** gave the best overall performances, the flow methodology plays a strategic role in preserving the physical and chemical integrity of the

1
2
3 solid catalyst during its use, with dramatic consequences, in the case of **Au/TiO₂@Yne**, as far as
4
5 the reaction conversion is concerned (from 2% in batch to 80 % in flow).
6

7 XPS analyses suggested the occurrence of different charge levels at the gold particles
8
9 depending on the substrate and this could be in principle related to the observed different activities
10
11 of the three catalysts. Nevertheless, as far as a full rationalization of the experimental results is
12
13 concerned, this point cannot be conclusive, since a complete rationale of the role of gold in such
14
15 mechanisms has not been attained yet.^{63,67}
16

17
18 Finally, it is worth pointing out that our systems are extremely straightforward to be
19
20 obtained, with a high reproducibility as well, starting from commercially available supports. They
21
22 can be recycled in batch conditions with almost no loss of activity and they are suitable, robust
23
24 materials for working under continuous-flow conditions.
25

26 27 28 **Supporting Information**

29
30 Instruments and methods; additional spectroscopic and analytical data (AAS, TGA, TEM, XPS,
31
32 ATR-FTIR, GC) for **Au/OS@Yne**; catalysis additional information (¹H-NMR spectrum of the
33
34 oxidation of 1-phenylethanol, continuous-flow set-up scheme). The material is available free of
35
36 charge via the Internet at <http://pubs.acs.org>
37
38
39

40 41 **Acknowledgments**

42
43 The authors wish to thank the University of Bologna for financial support. D. N. acknowledges
44
45 support by a grant from the Italian MIUR (PRIN 2010-2011-010PFLRJR, “PROxi” project). The
46
47 authors also gratefully thank Dr. Stefano Cerini and Alberto Mucchi for AAS measurements, Dr.
48
49 Katia Rubini for TGA analysis, and Flavien Garcia Moran (Chimie ParisTech) for experimental
50
51 support.
52
53
54
55
56
57
58
59
60

References and Notes

- (1) Sheldon, R. A. Fundamentals of green chemistry: efficiency in reaction design. *Chem. Soc. Rev.* **2012**, *41*, 1437-1451.
- (2) Sheldon, R. A. *Metal-Catalyzed Reactions in Water*; Wiley-VCH Verlag GmbH & Co. KGaA: Weinheim, Germany, 2013.
- (3) Sheldon, R. A.; Arends, I. W. C. E.; Ten Brink, G.-J.; Dijkstra, A. Green, catalytic oxidations of alcohols. *Acc. Chem. Res.* **2002**, *35*, 774-781.
- (4) Pagliaro, M.; Campestrini, S.; Ciriminna, R. Ru-based oxidation catalysis. *Chem. Soc. Rev.* **2005**, *34*, 837-845.
- (5) Philippot, K.; Serp, P. Eds. *Nanomaterials in Catalysis*; Wiley-VCH: Weinheim, Germany, 2013.
- (6) Corma, A.; Garcia, H. Supported gold nanoparticles as catalysts for organic reactions. *Chem. Soc. Rev.* **2008**, *37*, 2096-2126.
- (7) Della Pina, C.; Falletta, E.; Prati, L.; Rossi, M. Selective oxidation using gold. *Chem. Soc. Rev.* **2008**, *37*, 2077-2095.
- (8) Della Pina, C.; Falletta, E.; Rossi, M. Update on selective oxidation using gold. *Chem. Soc. Rev.* **2012**, *41*, 350-369.
- (9) Zhang, Y.; Cui, X.; Shi, F.; Deng, Y. Nano-gold catalysis in fine chemical synthesis. *Chem. Rev.* **2012**, *112*, 2467-2505.
- (10) Davis, S. E.; Ide, M. S.; Davis, R. J. Selective oxidation of alcohols and aldehydes over supported metal nanoparticles. *Green Chem.* **2013**, *15*, 17-45.
- (11) Enache, D. I.; Knight, D. W.; Hutchings, G. J. Solvent-free oxidation of primary alcohols to aldehydes using supported gold catalysts. *Catal. Lett.* **2005**, *103*, 43-52.
- (12) Hu, J.; Chen, L.; Zhu, K.; Suchopar, A.; Richards, R. Aerobic oxidation of alcohols catalyzed by gold nano-particles confined in the walls of mesoporous silica. *Catal. Today* **2007**, *122*, 277-283.

- 1
2
3 (13) Kim, S.; Bae, S. W.; Lee, J. S.; Park, J. Recyclable gold nanoparticle catalyst for the aerobic
4 alcohol oxidation and C–C bond forming reaction between primary alcohols and ketones under
5 ambient conditions. *Tetrahedron* **2009**, *65*, 1461-1466.
6
7
8
9 (14) Ni, J.; Yu, W.-J.; He, L.; Sun, H.; Cao, Y.; He, H.-Y.; Fan, K.-N. A green and efficient
10 oxidation of alcohols by supported gold catalysts using aqueous H₂O₂ under organic solvent-free
11 conditions. *Green Chem.* **2009**, *11*, 756-759.
12
13
14
15 (15) Ma, C. Y.; Cheng, J.; Wang, H. L.; Hu, Q.; Tian, H.; He, C.; Hao, Z. P. Characteristics of
16 Au/HMS catalysts for selective oxidation of benzyl alcohol to benzaldehyde. *Catal. Today* **2010**,
17 *158*, 246-251.
18
19
20
21 (16) Li, H.; Zheng, Z.; Cao, M.; Cao, R. Stable gold nanoparticle encapsulated in silica-dendrimers
22 organic–inorganic hybrid composite as recyclable catalyst for oxidation of alcohol. *Micropor.*
23 *Mesopor. Mat.* **2010**, *136*, 42-49.
24
25
26
27 (17) Wang, L.; Yi, W.; Cai, C. A green and highly selective oxidation of alcohols by fluorous silica
28 gel-supported gold nanoparticles in aqueous H₂O₂ under base-free conditions. *ChemSusChem*,
29 **2010**, *3*, 1280-1284.
30
31
32
33 (18) Shang, C.; Liu, Z.-P. Origin and activity of gold nanoparticles as aerobic oxidation catalysts in
34 aqueous solution. *J. Am. Chem. Soc.* **2011**, *133*, 9938-9947.
35
36
37
38 (19) Asao, N.; Hatakeyama, N.; Menggenbateer; Minato, T.; Ito, E.; Hara, M.; Kim, Y.; Yamamoto,
39 Y.; Chen, M.; Zhang, W.; Inoue, A. Aerobic oxidation of alcohols in the liquid phase with
40 nanoporous gold catalysts. *Chem. Commun.* **2012**, *48*, 4540-4542.
41
42
43
44 (20) Ftouni, J.; Penhoat, M.; Girardon, J.-S.; Addad, A.; Payen, E.; Rolando, C. Immobilization of
45 gold nanoparticles on fused silica capillary surface for the development of catalytic microreactors.
46 *Chem. Eng. J.* **2013**, *227*, 103-110.
47
48
49
50 (21) Rautiainen, S.; Simakova, O.; Guo, H.; Leino, A.-R.; Kordás, K.; Murzin, D.; Leskelä, M.;
51 Repo, T. Solvent controlled catalysis: Synthesis of aldehyde, acid or ester byselective oxidation of
52 benzyl alcohol with gold nanoparticles on alumina. *Appl. Catal. A*, **2014**, *485*, 202-206.
53
54
55
56
57
58
59
60

- 1
2
3 (22) Ciriminna, R.; Fidalgo, A.; Pandarus, V.; Béland, F.; Ilharco, L. M.; Pagliaro, M. New catalyst
4 series from the sol–gel-entrapment of gold nanoparticles in organically modified silica matrices:
5 proof of performance in a model oxidation reaction. *ChemCatChem* **2015**, *7*, 254-260.
6
7
8
9 (23) Sharma, A. S.; Kaur, H.; Shah, D. Selective oxidation of alcohols by supported gold
10 nanoparticles: recent advances. *RSC Adv.* **2016**, *6*, 28688-28727.
11
12
13 (24) Wiles, C.; Watts, P. Continuous flow reactors: a perspective. *Green Chem.* **2012**, *14*, 38-54.
14
15 (25) Wiles, C.; Watts, P. Continuous process technology: a tool for sustainable production. *Green*
16 *Chem.*, **2014**, *16*, 55-62.
17
18
19 (26) Gutmann, B.; Cantillo, D.; Kappe, C. O. Continuous-flow technology—a tool for the safe
20 manufacturing of active pharmaceutical ingredients. *Angew. Chem. Int. Ed.*, **2015**, *54*, 6688-6728.
21
22
23 (27) Wegner, J.; Ceylan, S.; Kirschning, A. Ten key issues in modern flow chemistry. *Chem.*
24 *Comm.* **2011**, *47*, 4593-4592.
25
26
27
28 (28) Ricciardi, R.; Huskens, J.; Verboom, W. Nanocatalysis in flow. *ChemSusChem* **2015**, *8*, 2586-
29 2605.
30
31
32 (29) Gemoets, H. P. L.; Su, Y.; Shang, M.; Hessel, V.; Luque, R.; Noël, T. Liquid phase oxidation
33 chemistry in continuous flow microreactors. *Chem. Soc. Rev.* **2016**, *45*, 83-117.
34
35
36 (30) Dambruoso, P.; Ballestri, M.; Ferroni, C.; Guerrini, A.; Sotgiu, G.; Varchi, G.; Massi, A. TPPS
37 supported on core–shell PMMA nanoparticles: the development of continuous flow membrane-
38 mediated electrocoagulation as a photocatalyst processing method in aqueous media. *Green Chem.*
39 **2015**, *17*, 1907-1917.
40
41
42 (31) Fazzini, S.; Nanni, D.; Ballarin, B.; Cassani, M. C.; Giorgetti, M.; Maccato, C.; Trapananti, A.;
43 Aquilanti, G.; Ahmed, S. I. Straightforward synthesis of gold nanoparticles supported on
44 commercial silica-polyethyleneimine beads. *J. Phys. Chem. C* **2012**, *116*, 25434-25443.
45
46
47 (32) Fazzini, S.; Cassani, M. C.; Ballarin, B.; Boanini, E.; Girardon, J.-S.; Mamede, A.-S.; Mignani,
48 A.; Nanni, D. Novel synthesis of gold nanoparticles supported on alkyne-functionalized nanosilica.
49 *J. Phys. Chem. C* **2014**, *118*, 24538-24547.
50
51
52
53
54
55
56
57
58
59
60

- 1
2
3 (33) Giorgetti, M.; Aquilanti, G.; Ballarin, B.; Berrettoni, M.; Cassani, M. C.; Fazzini, S.; Nanni,
4 D.; Tonelli, D. Speciation of gold nanoparticles by ex situ extended X-ray absorption fine structure
5 and X-ray absorption near edge structure. *Anal. Chem.*, **2016**, 88, 6873-6880.
6
7
8
9 (34) Cassani, M. C.; Ballarin, B.; Barreca, D.; Boanini, E.; Bonansegna, E.; Carraro, G.; Fazzini, S.;
10 Mignani, A.; Nanni, D.; Pinelli, D. Functionalization of silica through thiol-yne radical chemistry: a
11 catalytic system based on gold nanoparticles supported on amino-sulfidebranched silica. *RSC Adv.*
12 **2016**, 6, 25780-25788.
13
14
15
16
17 (35) Ma, Z.; Dai, S. *Heterogeneous Gold Catalysts and Catalysis*; The Royal Society of Chemistry,
18 2014, RSC Catalysis Series N°. 18, 1.
19
20
21
22 (36) Schauermaun, S.; Nilius, N.; Shaikhutdinov, S.; Freund, H.-J. Nanoparticles for heterogeneous
23 catalysis: new mechanistic insights. *Acc. Chem. Res.* **2013**, 46, 1673-1681.
24
25
26 (37) Braurer, G. *Handbook of Preparative Inorganic Chemistry*; Academic Press: New York, 1963,
27 Vol. II, 1058.
28
29
30 (38) Perrin, D. D.; Armarego, W. L. F.; Perrin, D. R. *Purification of Laboratory Chemicals*;
31 Pergamon Press: New York, 2nd edn, 1980.
32
33
34 (39) Briggs, D.; Seah, M. P.; *Practical Surface Analysis by Auger and X-ray Photoelectron*
35 *Spectroscopy*; Wiley: New York, 2nd edn. 1990.
36
37
38 (40) Moulder, J. F.; Stickle, W. F.; Sobol, P. E.; Bomben, K. D.; *Handbook of X-ray Photoelectron*
39 *Spectroscopy*; Perkin Elmer Corporation: Eden Prairie, MN, 1992.
40
41
42 (41) Shirley, D. High-resolution X-ray photoemission spectrum of the valence bands of gold. *Phys.*
43 *Rev. B* **1972**, 5, 4709-47013.
44
45
46 (42) In order to avoid mechanical stirring, the preparation of **Au/TiO₂@Yne** was performed in a
47 rotary evaporator.
48
49
50 (43) The presence of the organic functionalization was found to be essential for the deposition of
51 gold nanoparticles on the support, since when a H₂AuCl₄ solution was added to a suspension of bare
52 support no reduction/immobilization of gold was observed.
53
54
55
56
57
58
59
60

1
2
3 (44) Furer, K. L. Hydrogen bonding in ethyl carbamate studied by IR spectroscopy. *J. Mol. Struct.*
4
5 **1998**, *449*, 53-59.

6
7 (45) The preparation of **Au/SiO₂@Yne** containing a 13 wt% of gold was carried out as follows. In a
8
9 250 mL three-necked dry round-bottomed flask under a N₂ atmosphere, a suspension of 0.370 g of
10
11 **SiO₂@Yne** and 90 mL of H₂O was heated to 90 °C. When the system had reached the desired
12
13 temperature, 90 mL of a 3.0 mM solution of HAuCl₄ was rapidly added and the reaction mixture
14
15 was left under stirring for 1 h. At the end of the reaction the obtained dark purple solid material was
16
17 separated from the supernatant solution by centrifugation (5600 rpm, 15 min) and re-dispersed
18
19 twice in water and twice in EtOH, then it was dried under a nitrogen flow and the Au content was
20
21 determined by AAS spectroscopy before SS NMR analysis.

22
23
24 (46) Blümel, J. Reactions of ethoxysilane with silica: a solid-state nmr study. *J. Am. Chem. Soc.*
25
26 **1995**, *117*, 2112-2113.

27
28 (47) Zhang, L. Tandem Au-catalyzed 3,3-rearrangement-[2 + 2] cycloadditions of propargylic
29
30 esters: expeditious access to highly functionalized 2,3-indoline-fused cyclobutanes. *J. Am. Chem.*
31
32 *Soc.* **2005**, *127*, 16804–16805.

33
34 (48) Li, G.; Zhang, G.; Zhang, L. Au-catalyzed synthesis of (1Z, 3E)-2-pivaloxy-1,3-dienes from
35
36 propargylic pivalates. *J. Am. Chem. Soc.* **2008**, *130*, 3740–3741.

37
38 (49) Shi, F.-Q.; Li, X.; Xia, Y.; Zhang, L.; Yu, Z.-X. A DFT study of the mechanisms of “in water”
39
40 Au(I)-catalyzed tandem [3,3] rearrangement/nazarov reaction/[1,2]-hydrogen shift of enynyl
41
42 acetates: a proton-transport catalysis strategy in the water-catalyzed [1,2]-hydrogen shift. *J. Am.*
43
44 *Chem. Soc.* **2007**, *129*, 15503–15512.

45
46 (50) Sui, R.; Lesage, K. L.; Carefoot, S. K.; Fürstenhaupt, T.; Rose, C. J.; Marriott, R. A. Selective
47
48 adsorption of thiols using gold nanoparticles supported on metal oxides. *Langmuir* **2016**, *32*, 9197-
49
50 9205.

51
52 (51) Filonenko, G. A.; Vrijburg, W. L.; Hensen, E. J. M.; Pidko, E. A. On the activity of supported
53
54 Au catalysts in the liquid phase hydrogenation of CO₂ to formates, *J. Catal.* **2016**, *343*, 97-105.

1
2
3 (52) Li, M.; Wang, X.; Cárdenas-Lizana, F.; Keane, M. A. Effect of support redox character on
4 catalytic performance in the gas phase hydrogenation of benzaldehyde and nitrobenzene over
5 supported gold. *Catal. Today* **2017**, *279*, 19-28.

6
7
8
9 (53) Panthi, B.; Mukhopadhyay, A.; Tibbitts, L.; Saavedra, J.; Pursell, C. J.; Rioux, R. M.;
10 Chandler, B. D. Using thiol adsorption on supported Au nanoparticle catalysts to evaluate Au
11 dispersion and the number of active sites for benzyl alcohol oxidation. *ACS Catal.* **2015**, *5*, 2232-
12 2241.

13
14
15
16 (54) Perret, N.; Wang, X.; Onfroy, T.; Calers, C.; Keane, M. A. Selectivity in the gas-phase
17 hydrogenation of 4-nitrobenzaldehyde over supported Au catalysts. *J. Catal.* **2014**, *309*, 333-342.

18
19
20
21 (55) Zhao, C.; Li, B.; Du, J.; Chen, J.; Li, Y. Microstructure and optical absorption property of Au
22 nanoparticles and Au, Ag bimetal nanoparticles separately dispersed Al₂O₃ composite films. *J.*
23 *Alloy Compd.* **2017**, *691*, 772-777.

24
25
26
27 (56) Perret, N.; Wang, X.; Onfroy, T.; Calers, C.; Keane, M. A. Selectivity in the gas-phase
28 hydrogenation of 4-nitrobenzaldehyde over supported Au catalysts. *J. Catal.* **2014**, *309*, 333-342.

29
30
31
32 (57) Barreca, D.; Bovo, A.; Gasparotto, A.; Tondello, E. Au/SiO₂ nanosystems by XPS. *Surf. Sci.*
33 *Spectra* **2003**, *10*, 21-31.

34
35
36
37 (58) Capello, C.; Fischer, U.; Hungerbühler, K. Nanoparticles for heterogeneous catalysis: new
38 mechanistic insights. *Green Chem.* **2007**, *9*, 927-934.

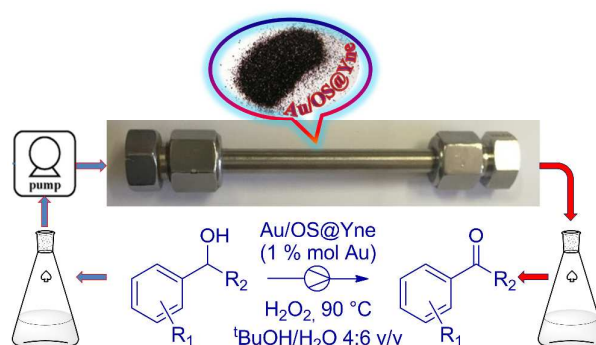
39
40
41 (59) U.S. Food and Drug Administration, <http://www.fda.gov/default.htm>

42
43 (60) Additionally, two blank reactions were carried out, one in absence of the catalyst and one in
44 absence of the oxidizing agent H₂O₂, but no conversion of the alcohol was observed indicating that
45 both **Au/SiO₂@Yne** and hydrogen peroxide are needed for the reaction to take place.

46
47
48 (61) The residence time of our flow system is 2.5 min at 0.1 mL min⁻¹ as determined by
49 pycnometric measurements. If compared to the reaction time of the batch experiments (1-4 h), this
50 data further confirmed the significant improvement of catalyst activity moving from batch to flow
51 conditions.
52
53
54
55
56
57

- 1
2
3 (62) Haruta, M. Size- and support-dependency in the catalysis of gold. *Catal. Today* **1997**, *36*, 153-
4
5 166.
6
7 (63) Abad, A.; Corma, A.; Garcia, H. Catalyst parameters determining activity and selectivity of
8
9 supported gold nanoparticles for the aerobic oxidation of alcohols: the molecular reaction
10
11 mechanism. *Chem. Eur. J.* **2008**, *14*, 212-222.
12
13 (64) Comotti, M.; Della Pina, C.; Matarrese, R.; Rossi, M. The catalytic activity of “naked” gold
14
15 particles. *Angew. Chem., Int. Ed.* **2004**, *43*, 5812-5815.
16
17 (65) Panigrahi, S.; Basu, S.; Praharaj, S.; Pande, S.; Jana, S.; Pal, A.; Ghosh, S. K.; Pal, T. Synthesis
18
19 and size-selective catalysis by supported gold nanoparticles: study on heterogeneous and
20
21 homogeneous catalytic process. *J. Phys. Chem. C* **2007**, *111*, 4596-4605.
22
23 (66) Various blank reactions were carried out under flow conditions with the reactor packed with
24
25 **SiO₂**, **SiO₂@Yne**, **Al₂O₃**, **Al₂O₃@Yne**, **TiO₂**, and **TiO₂@Yne**, but no conversion of the alcohol
26
27 was observed in any case.
28
29 (67) Conte, M.; Miyamura, H.; Kobayashi, S.; Chechik, V. Spin trapping of Au-H intermediate in
30
31 the alcohol oxidation by supported and unsupported gold catalysts. *J. Am. Chem. Soc.* **2009**, *131*,
32
33 7189-7196.
34
35
36
37
38
39
40
41
42
43
44
45
46
47
48
49
50
51
52
53
54
55
56
57
58
59
60

1
2
3 **For Table of Contents Use Only**
4
5
6
7
8



19 **Synopsis**
20

21 Au_{NPs} were straightforwardly anchored on alkynyl carbamate-functionalized commercial
22 supports (silica, alumina, and titania) for application as alcohol oxidation catalysts in continuous-
23 flow packed bed reactors.
24
25
26
27
28
29
30
31
32
33
34
35
36
37
38
39
40
41
42
43
44
45
46
47
48
49
50
51
52
53
54
55
56
57
58
59
60