

## Author's Accepted Manuscript

A Survey of Smart Grid Architectures,  
Applications, Benefits and Standardization

Nazmus S. Nafi, Khandakar Ahmed, Mark A.  
Gregory, Manoj Datta



PII: S1084-8045(16)30231-4  
DOI: <http://dx.doi.org/10.1016/j.jnca.2016.10.003>  
Reference: YJNCA1730

To appear in: *Journal of Network and Computer Applications*

Received date: 11 June 2016  
Revised date: 22 August 2016  
Accepted date: 4 October 2016

Cite this article as: Nazmus S. Nafi, Khandakar Ahmed, Mark A. Gregory and Manoj Datta, A Survey of Smart Grid Architectures, Applications, Benefits and Standardization, *Journal of Network and Computer Applications* <http://dx.doi.org/10.1016/j.jnca.2016.10.003>

This is a PDF file of an unedited manuscript that has been accepted for publication. As a service to our customers we are providing this early version of the manuscript. The manuscript will undergo copyediting, typesetting, and review of the resulting galley proof before it is published in its final citable form. Please note that during the production process errors may be discovered which could affect the content, and all legal disclaimers that apply to the journal pertain

# A Survey of Smart Grid Architectures, Applications, Benefits and Standardization

Nazmus S. Nafi, *Student Member, IEEE<sup>a</sup>*, Khandakar Ahmed, *Member, IEEE<sup>b</sup>*, Mark A. Gregory, *Senior Member, IEEE<sup>c</sup>*, Manoj Datta, *Member, IEEE<sup>d</sup>*

<sup>a</sup>School of Engineering, RMIT University, Australia

<sup>b</sup>School of Engineering, RMIT University, Australia

<sup>c</sup>School of Engineering, RMIT University, Australia

<sup>d</sup>School of Engineering, RMIT University, Australia

nazmusshaker.nafi@rmit.edu.au

khandakar.ahmed@rmit.edu.au

mark.gregory@rmit.edu.au

manoj.datta@rmit.edu.au

## Abstract

The successful transformation of conventional power grids into Smart Grids (SG) will require robust and scalable communication network infrastructure. The SGs will facilitate bidirectional electricity flow, advanced load management, a self-healing protection mechanism and advanced monitoring capabilities to make the power system more energy efficient and reliable. In this paper SG communication network architectures, standardization efforts and details of potential SG applications are identified. The future deployment of real-time or near-real-time SG applications is dependent on the introduction of a SG compatible communication system that includes a communication protocol for cross-domain traffic flows within the SG. This paper identifies the challenges within the cross-functional domains of the power and communication systems that current research aims to overcome. The status of SG related machine to machine communication system design is described and recommendations are provided for diverse new and innovative traffic features.

*Index Terms*—Telecommunications, Smart Grid, Standards, Survey, Smart Grid Application.

## I. INTRODUCTION

IN the era of advanced automation and broadband communications where every aspect of daily life can be positively affected by smart applications; our power grids continue to be operated using antiquated technologies and systems. Although the traditional power grid has been an effective solution for more than 50 years, the future is uncertain as the shift from coal and gas to solar and wind occurs. As more efficient and lower cost batteries come onto the market the opportunity for bidirectional electricity flows will grow and the open loop system, where power flows from the generation plant to the customer, will cease to be the norm. Also, a lack of situational awareness, poor visibility and control over the power grid is making it more vulnerable to disturbances such as blackouts and brownouts [1, 2]. However, there are other pressing issues such as the move to incorporate renewable energy and gradually reduce carbon emissions. In the United States of America power generation produces more than 40% of carbon emissions [3]. Similarly, Australia's total carbon emissions are projected to reach 685 Mt and 801 Mt of CO<sub>2</sub> in 2020 and 2030 respectively, where power generation will be producing 30% of the carbon emissions in both cases [4].

Governments around the world are now putting substantial effort into greenhouse gas emission reduction in order to slow the adverse effects of climate change. In Australia, more than 3.5 million people are living in premises with rooftop solar panels. The introduction of Electric Vehicles (EV) has been another promising step towards lower carbon emissions, but it will take some time until EV sales eclipse sales of oil dependent vehicles. The Australian Clean Energy Council estimated that the power produced from Australian rooftop solar panels will soon produce up to 3 GW which is equivalent to the electrical energy needed to run Melbourne's train network [5]. According to the Australian Energy Market Commission EV sales will increase by 20 per cent by 2020 and by 45 per cent by 2030. The Commission also found that there will be an additional peak electricity demand of 1900MW [6].

Fig. 1 shows a traditional power grid where the power flow follows a hierarchical pattern and is functionally unidirectional. The power is generated from the power plant and supplied to the distribution domain via a high voltage electricity transmission network. In the distribution domain the power is transmitted to customers via substations and a low voltage distribution network. The advent of renewable energy and increasing use of various Distributed Energy Resources (DER) have made it necessary for the power grid to facilitate bidirectional power flows. To stabilize operational parameters and balance load profiles to enable bidirectional energy flow capability, the existing power grid should be efficiently operated using enhanced control and monitoring technologies. The shift towards bidirectional energy flows and improved control and monitoring of the power grid

has led to the evolution of the next generation power grid known as a SG and the technologies used to convert the existing power grid into a SG must be reliable, scalable, interoperable, secure and cost effective.

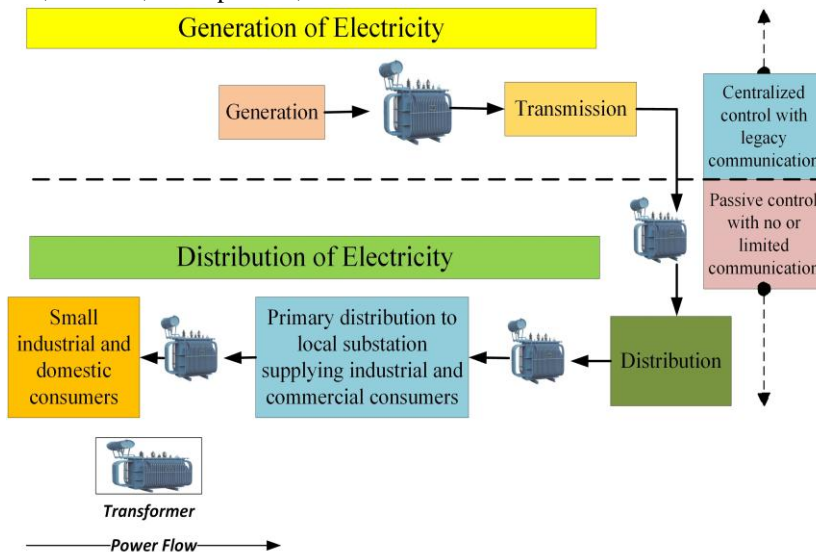


Fig. 1. Conventional power grid hierarchical placement of different domains.

The SG concept has successfully grabbed the attention of the research community and research is now focused on how SGs can be used to address the limitations of the existing power grids. The operation of a SG should be flexible with increased control and monitoring that incorporates smart communications and remote interaction. For example SG substations should have the capability to coordinate their local devices autonomously [7].

Available survey journals [8-12] on SG cover a wide range of topics such as defining the SG communication network architecture, communication requirements, security issues and related standards. A study on cognitive radio networks (CRN) for SG is presented in [13] where several aspects of using CRN is discussed. [14] discussed the possibility to reduce operational costs by upgrading SG communication infrastructure to utilize energy efficient communication techniques. Applications such as demand response, distributed energy resources and grid monitoring are analyzed to identify energy efficient communication strategies. A comparison based analysis is presented in [15] where several contemporary wireless standards have been reviewed. The study recommends Long Term Evaluation (LTE) as a key wireless solution to enable device-to-device communication in SG customer premises. Also, an application specific survey in [16] analyzed different mathematical approaches that are suitable for various types of demand response program modelling and another in [17] highlighted various modelling approaches to implement artificial intelligent in EVs for SG applications. An elaborate study on the incorporation of SG applications can be found in [18]. The breadth of the existing literature provides a vast range of SG challenges and this survey focuses on providing a guide to key issues and challenges for the research and engineering community. This review highlights the overall communication network architecture of SGs, major applications in different domains and communication requirements including power and standards. A range of communication models are presented with functionality explained to identify design considerations. Also, a comprehensive review of SG standards is presented to ensure the survey is comprehensive. This study provides a reference that is a starting point for a more detailed review of SGs, applications and architectures that map between the power grid and communication standards.

The paper is organized as follows. Section II presents a brief background on the transformation process of power grids to SGs and the potential benefits. Section III provides an overview on the SG architecture and communication network topologies. Section IV discusses the existing SG standardization efforts. In Section V major SG applications and their communication requirements are presented. The conclusion and future research directions are presented in Section VI

## II. BACKGROUND

According to the definition provided by the U.S. Department of Energy (DOE), SG is an energy supply network that supports bi-directional power flow, distributed and automated in nature, and permits real-time balancing of demand-supply via distributed and high speed computing and communications [1]. However, the key differentiator, while converting the existing power grids to next generation SGs, will be designing robust SG compatible communication network infrastructure. Severe drawbacks are associated with the existing power grids [8], such as: (1) disjointed architectural configuration; (2) bandwidth limitations for bidirectional communication; (3) inter-operability issues between vendor based network components; and (4) inefficient

handling of huge data bursts generated from a large number of smart devices. Table I shows the key characteristics and major differences between conventional power grids and SGs.

According to Smart Grid Australia[19], next generation grids will introduce a number of major enhancements to conventional power grids including machine-to-machine (M2M) communications, real-time supply-demand management, asset supervision and improved operational efficiency (e.g. outage management). Research [20-22] demonstrates various benefits of SGs and Hamilton and Summy [20] projected that in the USA investment of US\$1 billion in SG technology may generate up to US\$100 billion in Gross Domestic Product (GDP) growth. In the USA, it is predicted that the efficient power consumption behavior possible with a SG will add US\$15–20 billion by 2020. As claimed in [20], SGs could be a potential economic development tool as demand grows for smart buildings and smart transportation systems creating more jobs for a skilled workforce. A study of European SG projects [22] shows that most of the European countries are already at different stages of deploying smart meters. The study also shows that Italy and Sweden have fully installed smart meters while in Finland and Spain full phase deployment will be completed soon. The key reason for the mass roll-out of smart meters is real-time monitoring and reducing power consumption. The European Electricity Grid Initiative (EEGI) will generate 35% of electricity from the DERs by 2020 in preparation for planned green power production by 2050 [22]. To ensure a robust electricity supply network exists throughout the pan-European region the EEGI is seeking more customer participation and energy efficient schemes such as electric transportation. Generation, transmission and the distribution domain of power grids should have efficient communications and networking infrastructure in order to meet the complex requirements of SGs. Chen et al. [23] mentioned that via communication infrastructure SGs would be able to gather detailed statistics about power generation, instantaneous or predicted consumption data, storage and distribution information. According to Cisco SGs are the combination of power grids and the communication networks that collect real-time data on power transmission, distribution and consumption [24, 25]. The two domains of the power grid where SG should impact the most are the transmission and distribution domains and there is a need for communication protocols designed to support data exchange between different network devices.

TABLE I CONVENTIONAL GRIDS VS. SMART GRIDS

	<i>Conventional Grid</i>	<i>Smart Grid</i>
<b><i>Power flow property</i></b>	Unidirectional	Bidirectional
<b><i>Generation profile</i></b>	Centralized	Distributed
<b><i>Grid configuration</i></b>	Radial	Network
<b><i>Integrating DERs</i></b>	Very rare	Frequently
<b><i>Sensor Devices</i></b>	Few	Plenty
<b><i>Monitoring</i></b>	Restricted view	Self-monitoring
<b><i>Control</i></b>	Limited and passive	Pervasive and active
<b><i>Outage recovery</i></b>	Manual restoration	Self-reconfiguration

SG communication requirements vary significantly depending on the SG applications in use. Some of the SG applications are delay sensitive, where signals or other information should be delivered within a specific time period with guaranteed reliability, and SG applications may utilize a low data rate, for example a device, substation automation system or a Device Response Management (DRM) application. Also, applications may require high bandwidth with flexible delay bounds, such as Advance Metering Infrastructure (AMI), EV Charging and Vehicle to Grid (V2G) power transfer [9]. Table II summarizes the bandwidth and latency requirements for several important SG applications. The next section focuses on the factors to determine the overall SG architecture as this is the first step towards designing the future SGs.

### III. SMART GRID COMMUNICATION NETWORK ARCHITECTURE

An understanding of the SG architecture provides a guide as to the requirements for SG communication networks. Different standardization bodies and organizations such as the DOE [1], the State of West Virginia [26] and the National Institute of Standards and Technology (NIST) [27] have developed conceptual SG architectures. However, the IEEE 2030-2011 standard has been broadly accepted as the first industry standard with a SG architecture, and configuration and inter-operability requirements [28]. Within the standard, an operational model called the Smart Grid and Interoperability Reference Model (SGIRM) is proposed in order to deal with the interoperability issues among different components of the communication network, power system and information technology platform. The SGIRM provides a guide to communication between SG generation, transmission, and distribution domains [10]. An architecture model of the End-to-End (E2E) SG communications network based on the IEEE 2030 standard is shown in Fig. 2.

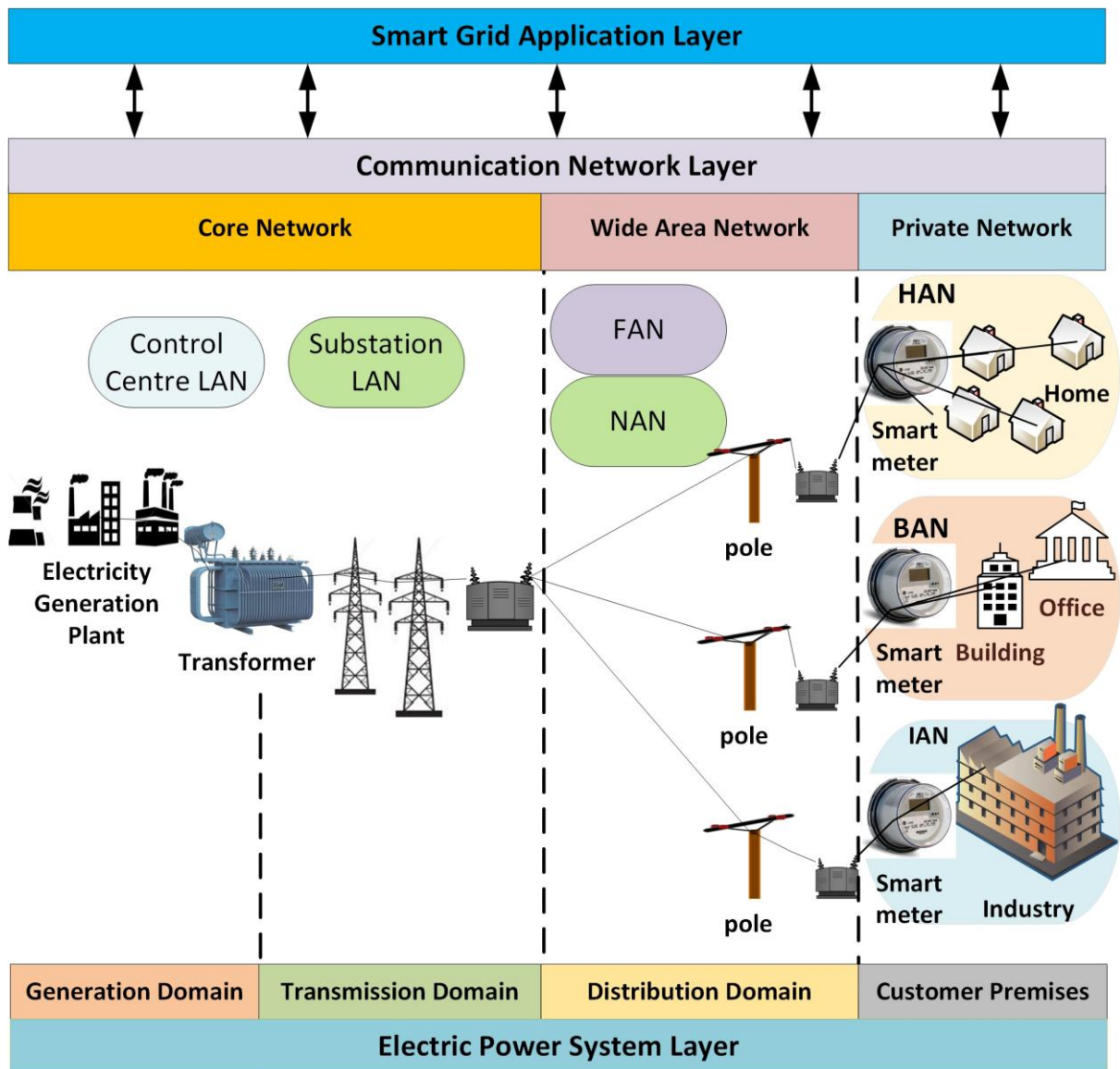


Fig. 2. Smart grid end-to-end network architecture

Modern SGs are structured in three layers called the Electric Power System Layer, Communication Layer and Application Layer. Interestingly, there could be numerous applications such as Automatic Meter Reading (AMR), AMI, Demand Response Management (DRM), Outage management, EV charging, Asset Management (AM), pilot protection [29] and fraud detection developed and deployed via the Application Layer. Advanced intelligent modelling of the applications could resolve crucial interoperability issues. The Electric Power Layer comprises four domains including the generation domain, transmission domain, distribution domain and customer domain. A key challenge for SG in this layer is to provide two-way power flow between the different domains in order to balance energy demand and supply. The core of a SG exists in the Communication Layer and provides interconnections between all of the devices and corresponding systems.

At present, in the generation and transmission domain of the power system, legacy communications infrastructure is already in place to establish communications between the large substations. These substations are connected with the utility control center and third party networks mainly via a high bandwidth backbone network using Digital Subscriber Line (DSL), fiber, or cable. The distribution domain is typically a large geographical area that contains a large number of substations, feeder equipment, storage facilities, distribution assets and end-users. Wide Area Networks (WAN) connect the infrastructure with the control center. Additionally, 'last mile' connectivity is also provided to customer premises to support various applications within the home area network (HAN), building area network (BAN) and industrial area network (IAN). Hence, to enable a grid wide monitoring and control application, functionally the WAN remains a hub for the E2E SG network as it connects all of the domains of the Electric Power Layer. Fig.3 shows the logical architecture of a WAN.

TABLE II LATENCY AND BANDWIDTH REQUIREMENT FOR DIFFERENT SG APPLICATIONS [8]

<i>Application</i>	<i>Bandwidth</i>	<i>Latency</i>	<i>Payload (bytes)</i>	<i>Reliability</i>
<b><i>Electric Vehicles (V2G, EV charging)</i></b>	9.6-56kbps	2s – 5 min	255	>98%
<b><i>Demand Response</i></b>	14-100kbps	500ms-1min	100	>99.5%
<b><i>Meter reading</i></b>	10Kbps to 128Kbps	2-15s	200	>98%
<b><i>Overhead Transmission Line Monitoring</i></b>	9.6-56kbps	15-200 ms	25	>99.5%
<b><i>Substation Automation</i></b>	9.6-56kbps	15-200 ms	25	>99.5%
<b><i>Outage management</i></b>	56kbps	2s	25	>98%
<b><i>Distribution automation</i></b>	9.6-56kbps	25 _ 100 ms	150-200	>99.5%
<b><i>Periodical</i></b>				

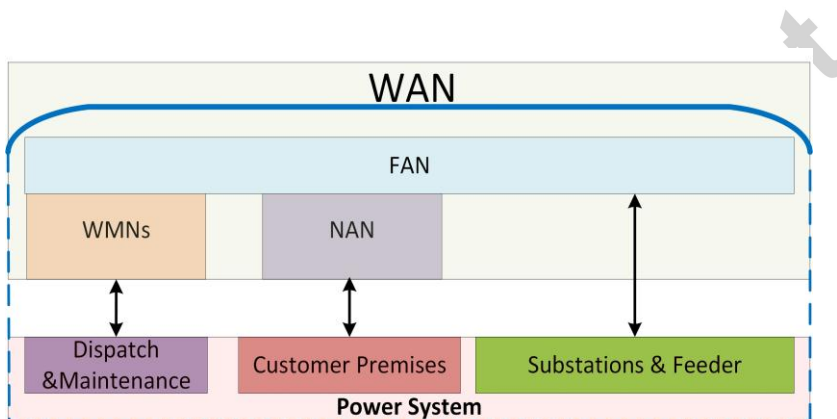


Fig. 3. Logical architecture of a SG wide area communications network

#### A. Neighborhood Area Network

The NAN connects customer premises to utility control centers via the AMI network. The main functional device of an AMI is the Smart Meter, which supplies consumption information and performs quality monitoring. It can also be used as an interface for energy control when used in the HAN and exchange information via the AMI system. The AMI system supports various types of intelligent SG applications such as Demand Response (DR), DERs, EV charging, and energy consumption in home displays. The network topology for a NAN is shown in Fig. 4 where all of the smart meters are connected to a Data Aggregation Point (DAP) that accumulates all the data received and transmits the data to a control center.

It's important to classify the required communication technology suitable for SG applications within NAN and WAN. According to [30], wireless communication may be the only practical solution to support last mile communications in the distribution domain, which provides connectivity from smart meters to the AMI access points. Hence, to implement wireless communication network technologies in SGs, the IEEE 802.15 Task Group 4g (TG4g) was founded in December 2008 to define the Medium Access Control (MAC) and physical layer (PHY) protocols based on the IEEE 802.15.4 standard for wireless smart utility networks (SUNs) [31]. In this context it would be interesting to investigate the possible exploitation of TV White Space (TVWS) cognitive radio to enable M2M communication in the NAN domain. TVWS has been extensively studied [32] specifically for SG applications and in general as a promising communication technology for smart meters. It can be a viable, although not yet fully standardized, solution for the SG ecosystem.

TG4g's key objectives is to provide a global standard to support large SG network applications. SUNs support large and geographically diverse networks with minimal infrastructure, potentially connecting millions of fixed endpoints.

#### B. Field Area Network

In a power system distribution domain high voltage electricity is converted to low voltage electricity via step down transformers in order to supply various users including commercial, industrial and home users. To perform various substation automation functions an adequate number of Remote Terminal Units (RTUs) along with Phasor Measurement Units (PMUs) and Intelligent Electronic Devices (IEDs) will be required throughout the SG distribution domain. In the SG distribution domain, the

distribution

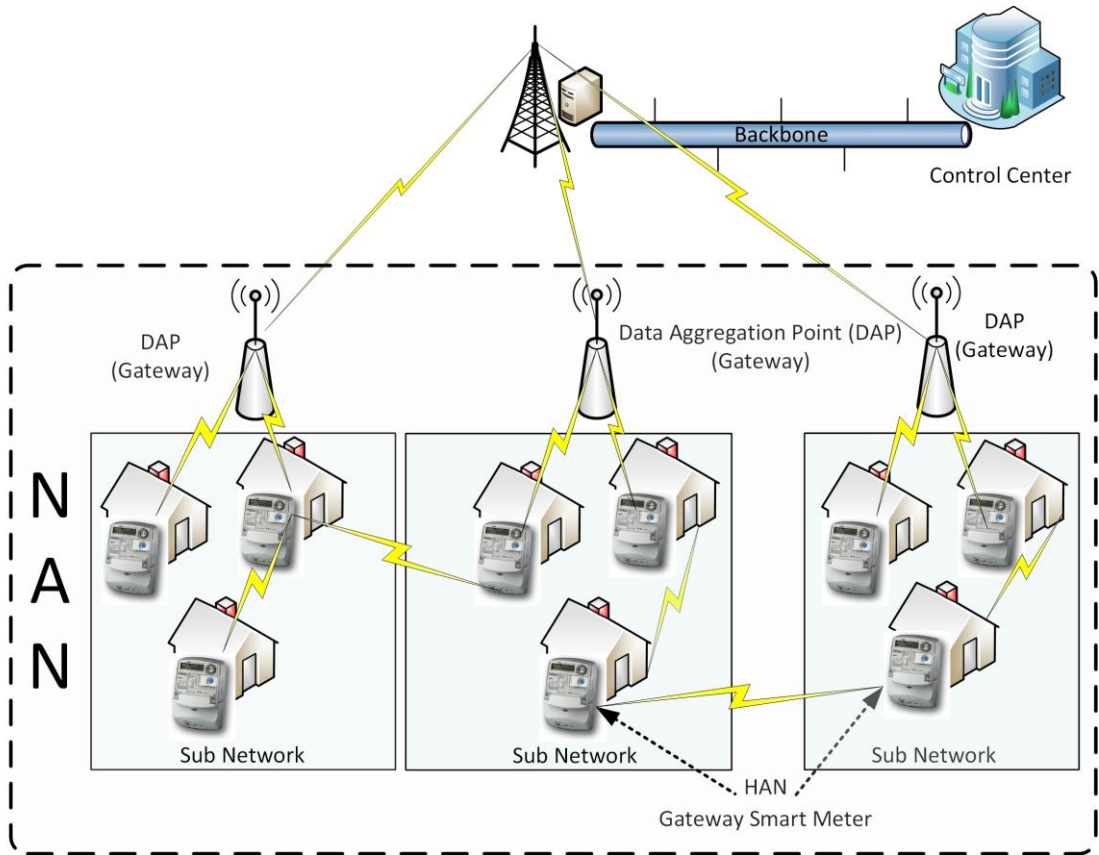


Fig. 4. NAN Network topology

feeders could be used as a point of common coupling (PCC) for the connected DERs and micro-grid components. Also, installing wireless sensors along with the feeder lines, poles and transmission towers would be required for developing distribution supervisory applications. Exchanging information between the distribution substations, feeder level equipment and applications would be the primary task of the Field Area Network (FAN).

The FAN is a communication network connecting the backhaul of a utility service provider to any specific service point of the distribution grid. Usually with a combination of various collectors, data concentrators and access points, a FAN provides the communication link between the substation segment and customer premises. Data collectors or sensors are connected to a centralized gateway via highly robust, reliable, low bandwidth FAN channels. At present the International Electromechanical Commission (IEC) 61850 standard is widely used for substation and distribution automation within the FAN and provides interoperability between IEDs and M2M communication. Based on the IEC 61850 protocol, the FAN latency requirements for mission critical data can vary between 3 to 10 ms [33].

### C. Workforce Mobile Network

The Workforce Mobile Network (WMN) is used by the utility for maintenance purposes and to carry out daily operations. SG applications can be added to the WMN, for example V2G or G2V load management capable systems and smart vehicles with power that might be returned to the grid using location update services via tracking and navigation based on the Global Positioning System (GPS) [34]. Through the WAN, WMNs may access both the NAN and FAN to collect various types of information from equipment installed at customer premises. IEEE 802.11s is devoted to the architecture and protocols of WMNs because the communication requirement of WMN will be similar to non-M2M communication services including the Internet, voice or video applications [35].

## IV. SMART GRID STANDARDIZATION

As a widely accepted SG standard, IEEE 2030 could be regarded as the key recent standardization effort. It defines the E2E smart grid architecture by integrating power systems with communications and information technology [36]. The IEEE P2030.1 and IEEE P2030.2 standards add to the detail provided in the IEEE P2030 standard. IEEE P2030.1 defines a knowledge based addressing terminology, mechanism, devices and planning requirements for EVs and ITS applications. IEEE P2030.2 covers discrete and hybrid energy storage systems integrated with the electric power infrastructure [37]. Also, IEEE 1547 specifies the

standards to interconnect distributed resources and renewable energy sources with the power grid. As a part of the SG

Substation	LAN IEEE 1815/IEC 61850		Wireline	Wireless
Wide Area Network (WAN)		Core/Metro/ Backhaul Network	IEEE 802.1 IEEE 802.3	IEEE 802.16d/e IEEE 802.20 IEEE 802.22
NAN/FAN			IEEE 802.1 IEEE 802.3 IEEE 1901	IEEE 802.11 IEEE802.15.4 IEEE802.16
Smart Meter	IEEE SC31 (1377, 1701, 1703, P1704)		IEEE 802.1 IEEE 802.3 IEEE 1901 IEEE1901.2 IEEE P1905.1	IEEE 802.11 IEEE 802.15.4
HAN/BAN/IAN				

Fig. 5. Mapping of the IEEE standards with the SG architecture

standardization process, the IEEE has released several other standardized protocols. Fig.5 shows the effort undertaken to map the SG protocol standards and Table III summarizes the SG standardization effort carried out by various organizations in different regions of the world.

TABLE III SG STANDARDIZATION IN DIFFERENT REGIONS OF THE WORLD

<i>Location</i>	<i>SG standardization Organizations</i>
<b>Australia</b>	Standard Australia [38]
<b>United States of America</b>	National Institute of Standards and Technology (NIST) [27] American National Standards Institute (ANSI) [39]
<b>European Countries</b>	European Standardization Mandate M441 Smart Meter Co-ordination Group [40] European Committee for Standardization (CEN) European Committee for Electro-technical Standardization (CENELEC) European Telecommunications Standards Institute (ETSI) Smart Grid Standardization Mandate M/490 European Standardization Organizations (ESOs) [41]
<b>Japan</b>	Japanese Industrial Standards Committee (JISC) [41]
<b>China</b>	State Grid Corporation of China [11]

The International Telecommunication Union Standardization Sector (ITU-T) has established a focus group called the Smart Grid Focus Group (SGFC) to develop recommendations, evaluate the impact of SG standards and strengthen the relationship between the ITU-T and power grid authorities. The International Standardization Organization (ISO) has put an effort in developing SG standards for home electronics architectures (defined by ISO/IEC 14543-3) [42], and smart building design and control systems (defined by ISO 16484-5) [43]. Also, Standards Australia (SA) has been commissioned by the Australian Department of Resources, Energy and Tourism in June 2011 to support SG in Australia [38]. There are a few other national and international standardization efforts by different agencies including the IEC, NIST, ANSI, CIGRE, ISO, and ESO specifying a wide range of SG attributes [38].

The field of interest and application requirements identified in the approved IEEE standards are further classified as shown in Table IV.



TABLE IV APPROVED IEEE STANDARDS

<i>field of Interest</i>	<i>Approved standards</i>	<i>Field of Interest</i>	<i>Approved standards</i>
<i>Interoperability</i>	IEEE Std 2030-2014 [36] IEEE Std 1377-2015 [44] IEEE Std 1701-2011 [45] IEEE Std 1702-2011 [46] IEEE Std 1703-2012 (Local Area Network-LAN/WAN) [47]	<i>Networking and communications</i>	IEEE Std 802-2012 [48] IEEE Std 802.1AB-2009 [49] IEEE Std 802.1AE-2006 (MAC) Security [50] IEEE Std 802.1AR-2009 [51] IEEE Std 802.1AXbk-2012 [52](Link Aggregation) IEEE Std 802.1Xbx-2014 [53] (Port-Based Network Access Control) ISO 8802-2 IEEE 802.2 (Logical LinkControl) [54] IEEE Std 802.3bj-2014 (Ethernet) [55] P802.11-REVmb/D12 (PHY)(MAC) [56] IEEE Std 802.15.1-2005 (LAN to MAC info exchange) (MAC, PHY) [57] IEEE Std 802.15.4m-2014 (MAC & PHY for LR WPANs) [58] IEEE Std 802.15.4e-2012 (MAC for LR-WPANs) [59] IEEE Std 802.15.4g-2012 (PHY for LR-WPANs) [60] IEEE Std 802.16-2012 (Air Interface for Broadband Wireless Access Systems) [61] IEEE Std 802.16n-2013 (Higher Reliability Networks) [62] IEEE Std 802.16p-2012 (M2M application) [63] IEEE Std 802.16.1-2012 (WirelessMAN-Advanced) [64] IEEE Std 802.16.1a-2013 (Higher Reliability Networks) [65] IEEE Std 802.16.1b-2012 [66] IEEE Std 802.20-2008 (Vehicular Mobility) [67] IEEE Std 1901-2010 (Power Line Networks) [68]
<i>Cyber Security</i>	IEEE Std 1402-200 (Electric power substation physical and electronic security) [69] IEEE Std 1686 -2013 (Substation Intelligent Electronic Devices ) [70] IEEE Std 1711-2010 (Cryptographic Protocol for cyber security of substation serial links) [71]	<i>Substation and Distribution automation</i>	IEEE Std 1379-2000 (Communication between RTUs & IEDs at substations) [72] IEEE Std 1615-2007 (Network Communication in Substations) [73] IEEE Std 1646-2004[74] (Time Performance Requirements for Electric Power Substation Automation) IEEE Std 1815-2012- Distributed Network Protocol (DNP3) [75] IEEE Std C37.94-2002 [76] IEEE Standard for N Times 64 Kilobit Per Second Optical Fiber Interfaces Between Teleprotection and Multiplexer Equipment IEEE Std C37.111-2013 [77], Common Format for Transient Data Exchange (COMTRADE) IEEE Std C37.118.2-2011 [78] (Synchrophasor Data Transfer) IEEE Std C37.1-2007 [79] (SCADA and Automation Systems) IEEE Std C37.231-2006 [80] (Microprocessor-Based Protection Equipment Firmware Control) IEEE Std C37.232-2007 [81] (Naming Time Sequence Data Files) IEEE Std C37.232-2011 [82] (Naming Time Sequence Data Files (COMNAME) IEEE Std C37.236-2013 [83] (Protective Relay Applications over Digital Communication Channels) IEEE Std C37.238-2011 [84] (Use of IEEE Std 1588 Precision Time Protocol in Power System Applications) IEEE Std C37.239-2010 [85] (Event Data Exchange (COMFEDE) IEEE Std C37.244-2013 [85] IEEE Draft Guide for Phasor Data Concentrator Requirements for Power System Protection, Control, and Monitoring
<i>Electric power infrastructure</i>	IEEE P2030.100 [86]	<i>Renewables</i>	IEEE Std 1547.3-2007 [87] IEEE Guide For Monitoring, Information Exchange, and Control of Distributed Resources Interconnected With Electric Power Systems
<i>AMI</i>	IEEE Std 1377-2012, Utility Industry Metering Communication Protocol Application Layer Standard (End Device Data Tables) [47]	<i>Device data tables</i>	IEEE P1703 [88] Draft Standard for Utility Industry End Device Communications Module
<i>Power quality and energy efficiency</i>	IEEE Std 1159.3-2003 [89] IEEE Recommended Practice for the Transfer of Power Quality Data	<i>EVs</i>	IEEE Std 1901-2010 [68] IEEE Std 1901.2-2013 [90]

To accommodate universal interoperability and standardize the general requirements for a SG architecture, the IEC formed the Smart Grid Strategic Group (SGSG) in 2008 [91]. So far more than 100 IEC standards, 44 recommendations, 12 application areas and general topics have been identified and examined by the IEC SGSG. As an initial SG implementation effort, within the distribution grid, a large number of legacy devices were successfully deployed utilizing systems based on IEC 61970 and IEC 61968 standards [92, 93].

For electrical substation automation, the IEC 61850 standard has been widely adopted in different parts of the world in recent years [94]. SG security related issues are defined in the IEC 62351 standard [94]. The standards play a vital role in the future transition of electrical distribution grids to SGs. To integrate communication technology along with the distribution system, the standards can be considered as basic block to derive improved technology solutions. A summary of the IEC standards and their functional domain is shown in Table V [11, 12].

TABLE V SG STANDARDIZATION IN DIFFERENT REGIONS OF THE WORLD

<i>Standard</i>	<i>Point of Interest</i>
<i>IEC 61970/61968</i>	Common Information Model (CIM) [95], [96]
<i>IEC 61850</i>	Substation Automation Systems (SAS) and DER [97]
<i>IEC 62351</i>	Security for the Smart Grid [98]
<i>IEC 62357</i>	TC 57 Seamless Integration Architecture [99]
<i>IEC 60870</i>	Communication and Transport Protocols [100-102]
<i>IEC 61400-25</i>	Communication and Monitoring for Wind Power Plants [103]
<i>IEC 61334</i>	DLMS [104]
<i>IEC 62056</i>	COSEM [105]
<i>IEC 62325</i>	Market Communications using CIM [106]

In the United States of America (U.S.A.) NIST [27] and ANSI [39] participate in the standardization effort. The aim of the U.S.A. initiative is to provide SG standardization that focuses on interoperability, reliability, security and system maintenance. So far, NIST has identified 75 SG standards, developed a theoretical SG architecture model and identified priorities for additional standards including SG related cyber security and SG action plans [27].

SG would permit a large amount of raw data to be collected from the end users. It is quite clear that there are security and privacy threats on the user's personal data and behavior profile. The existence of SG could be jeopardized if the security and privacy issues are not carefully handled. A large monitoring and sensory device network would widen the horizon of possible intrusions and attacks. For example, an inefficient user authentication system may result in meter data manipulation. A possible protective measure to increase SG security and privacy could be achieved by increasing the capacity available to update network configuration and monitoring during operations. Software engineering approaches to handle SG security and privacy issues are discussed in [107]. Also, an agent based protective scheme is presented in [108] to handle different types of cyber-attacks on SG.

## V. SMART GRID APPLICATIONS AND COMMUNICATION REQUIREMENTS

### A. Advance Metering Infrastructure

To exchange information between the end users and the utilities AMI creates a two-way communication network comprised of advanced sensors, smart meters, monitoring systems, computer hardware, software, and data management systems. Within an AMI, smart meters are used to collect meter data or information on events via a periodic message exchange. AMI features and capabilities include a Meter Data Management System, Consumer Awareness systems, Interactive Services for Regulation of Energy Demand, systems to assist with avoidance of Electricity-related fraud and time accurate billing services [109]. There is a significant amount of literature available on AMI and AMR applications for SGs [110], [111], [112], [113]. Also, standards such as ANSI C12.19-2008 [114], IEEE 1377 2012 [47], and IEC 61968-9 [96] define and specify the technical requirements for the physical implementation of AMI applications and the IEC 61968-9 [115] standard provides a more generic platform to cover various aspects of AMI based SG applications (e.g. meter connection status, meter data, outage management etc.)

Fig. 6 shows a detailed architecture for AMI that includes the use of a data collection unit. Based on a RF/Zigbee communications network, Smart Meters act as an aggregator and send data to the data collection unit where a system controller transfers the aggregated data to the Meter Data Management System (MDMS). The MDMS processes incoming raw data to generate useful statistics and provides energy usage information for customers.

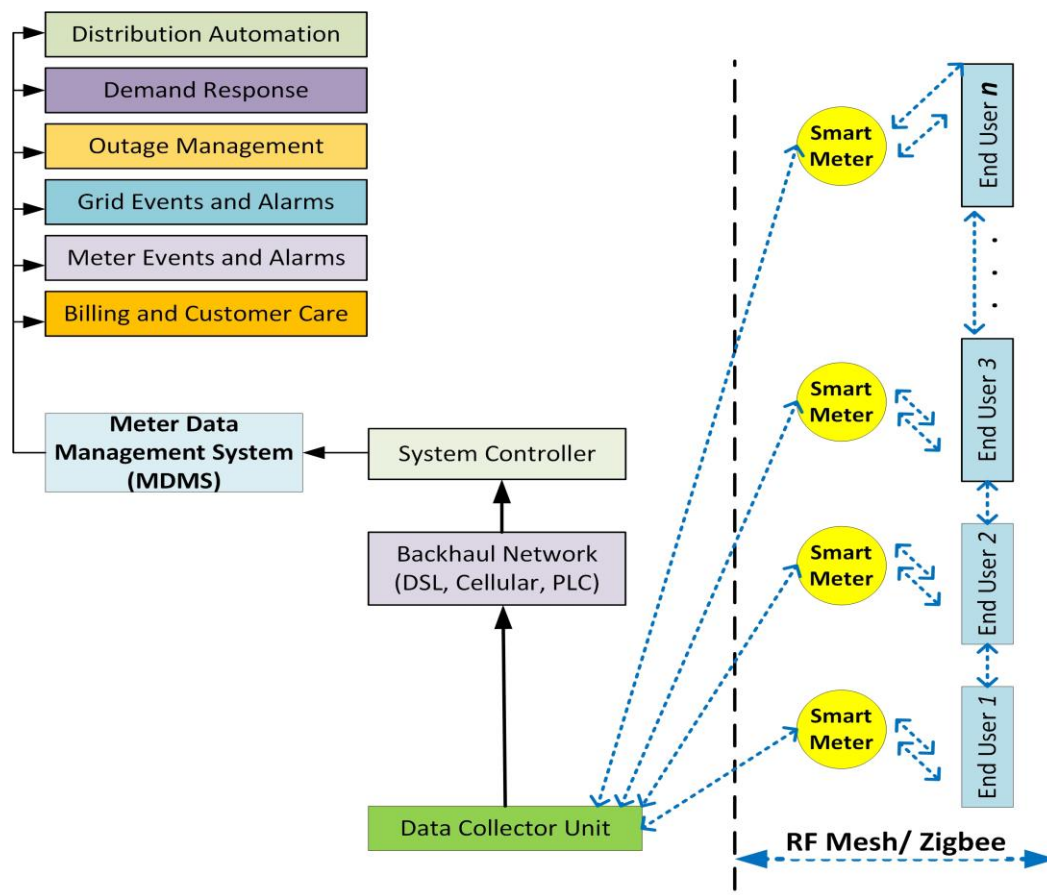


Fig. 6. Logical representation of SG Automatic Metering Infrastructure

The basic component of an AMI system is the Smart Meter which sends meter readings in a scheduled manner to the MDMS. Meter reading data can be used for verification applications such as outage extent verification, outage restoration verification, billing applications and event based alarm applications such as meter health status (e.g. configuration and connection status), and voltage distortion (e.g. high or low).

An AMI has to deal with a large amount of data, as it collects information from all of the active meters within the network coverage. According to the Smart Grid Priority Action Plan 2 (PAP2) report, released by the U.S. NIST, meter density is 100, 800 and 2000 per square kilometer for rural, suburban and urban areas respectively [116]. According to [117] in an event of widespread power outage affected smart meters need to send an alarm to the control center within a few hundred milliseconds. It's highly challenging to send the 'last gasp' message within the delay boundary as all of the smart meters are bound to operate without battery power relying on capacitive charge only. Thus, for a large number of Smart Meters, providing network access within a short period of time is a crucial requirement of an AMR application [117].

### B. Demand Response

DR is the mechanism used to reduce power generation peak demand through consumer participation and by optimally balancing or controlling their energy consumption or demand load. By optimally balancing energy consumption and power generation, either through adaptive pricing or by applying various load management techniques DR can offer efficient, reliable and cheaper power to consumers. Studies [117, 118] explain various types of DR programs such as incentive-based programs (IBP) and priced based programs (PBP), real-time pricing (RTP), time of use (ToU) rate, critical peak pricing (CPP), extreme day pricing (EDP) and extreme day CPP (ED-CPP). In DR programs, end users take part in the energy business by changing their energy consumption behavior with respect to variable energy price units rather than fixed price units which results in profits by both the utilities and customers [119]. There are various types of demand response based on implementation and long term or short term outcomes. A brief summary of the available DR programs are shown below.

#### 1) Time of Use

ToU is a DR program where billing months are segmented into hourly windows that are assigned a different price based on production cost. A price signal is provided to consumers to minimize energy usage during peak periods. For example, ToU could include daily peak and off peak pricing. Variable pricing could be extended to differentiate between weekdays and weekends. Also, seasonal pricing could be incorporated in the ToU for implementing DR programs.

## 2) *Critical Peak Pricing*

CPP is an optional scheme that is often combined with on peak and off peak ToU periods and may not be applied during specific periods. CPP will be in operation only when the Load Serving Entity is serving a load demand that is deemed to be critical. Critical state could include reaching maximum capacity, and there could be multiple CPP events on a single day.

## 3) *Peak Time Rebate (PTR):*

In this kind of DR program a customer can be paid for not using the electricity during the CPP hours. A notice before initiating the event or during the event would be sent to the customers participating in the DR program. The total demand load reduced by the customer during CPP hours is measured by comparing with the basic demand load of same hours in a normal day. Based on the amount of demand reduction a rebate could be claimed by the customer.

## 4) *Real Time Pricing (RTP):*

In a RTP DR program, customers are provided with day ahead or hour ahead pricing of energy units. The energy price units determine energy usage limits where the customers volunteer to minimize energy consumption in order to maximize their saving. Participants of this program are usually charged for exceeding the assigned Customer Baseline (CBL) load curve. Also, customers receive reward in term of credit if the usage remain below the CBL.

## 5) *Direct Load Control (DLC):*

When DLC becomes unavoidable it is necessary to initiate load reduction, such as load shedding in order to maintain system reliability and cope with high production costs. DLC provides credits to participants for reducing load during these events. There are two types of load reduction mechanism: (1) the DLC program maintains direct control over consumer loads that may be shed, and (2) participants maintain control over loads that may be shed. If a participant does not shed a load that is part of a DLC program penalties may apply.

## 6) *Remote Load Control (RLC):*

This is more advanced DR program where household appliances are remotely controlled using an advanced algorithm to reduce demand load. A M2M communication infrastructure is used and price signals are sent to the automated electrical home appliances so that time of operation can be scheduled based on the energy unit price. There are three types of loads defined for RLC:

### a) *Interruptible Loads:*

This load can accept an interruption and have its operation shifted to other time to avoid a peak period. Electrical appliances, like water pumps, dish washers, and dryers, can be shifted to a different time slot to avoid peak periods. A load control command is required to initiate the interruption and the operation time shift.

### b) *Reducible Load:*

A reducible load indicates that operations can be reduced for a specific amount of time. For instance, an air conditioner can reduce its energy consumption and maintain a minimum threshold of comfort level during a peak time if the temperature is set to high for that period. Hence, periodic interactions are required from the distant DR server at the time of load management.

### c) *Interruptible Load:*

Interruptible loads can be shed over a peak period based on the run time cycle length. For example, if the run time cycle is 60 minutes, then 50% reduction will result in a 30-minute cycle during a peak hour. Two control signals are required to initiate and complete the cycle limit.

There are factors that affect DR program operations including regulations, energy pricing, environmental requirements and control signal communications. For example, during summer the wholesale electricity price may increase as there will be more demand for air conditioning. In this case, there is likely to be multiple RLC sessions initiated by the DR controller. Hence, this will result in a high SG communication traffic load and a robust communication network will be essential. Additionally, in the case of price based DR programs, remote servers utilise multicast signaling to the subscribed customers. Usually, transmission of these traffic loads are delay tolerant but at the same time they are very sensitive to packet loss. However, according to [120] DRM programs require bandwidth of 14 to 100 Kbps per device to provide system continuity and to remotely control smart appliances for peak demand management.

The communication loads vary with the type of DR program being used. DR programs based on price have relatively lower communication traffic load compared to the other RLC programs as they require increased information exchange. Among the RLC programs, the Interruptible Load program require a lower traffic load because it involves fewer control signals to interrupt and reschedule operations. On the other hand, a Partially Interruptible Load and Reducible Load programs require higher communication traffic as more control signals are exchanged.

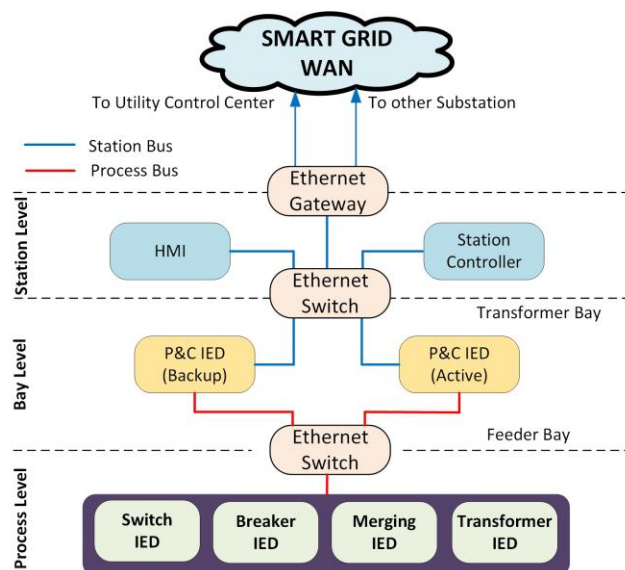


Fig. 7. Intra Substation communication network

### C. Substation Automation

In SGs, substation automation via M2M communication facilitates advance monitoring, protection and control functions for the transmission and distribution substations (e.g. protection signals to relays) and feeder equipment (e.g. automatic re-closers and switches for fault isolation). Widely adopted standards for this part of the power grid are the IEC 61850 and Distributed Network Protocol: version 3 (DNP3) or IEEE 1815 standards. The IEC 61850 standard is fairly comprehensive when it comes to defining substation automation features, including control applications and real time high-bandwidth protection. According to the IEC 61850 standard, communication between interoperable IEDs will be based on the Internet Protocol (IP) and Ethernet standards. Additionally, to differentiate various traffic flows, five types of priority based communication services are defined:

- i. Abstract Communication Service Interface (ACSI)
- ii. Generic Object Oriented Substation Event (GOOSE)
- iii. Generic Substation Status Event (GSSE)
- iv. Sampled Measured Value (SMV)
- v. Time Synchronization (TS)

#### 1) Intra-substation Communications:

The IEC 61850 standard covers control and communication with substation equipment and devices. Fig. 7 shows the communication architecture of intra-substation communication which has three classified levels known as station level, bay level and process level. The switch yards' equipment including current transformers (CT), potential transformers (PT), input output (I/O) devices, sensors, actuators, circuit breakers, switches, and merging unit (MU) IEDs are part of the process level.

Analogue voltage and current values are collected from the field CT and PTs via the MU IEDs and sent to the protection and control (P&C) IEDs at the bay level. The station level comprises the station controllers and human device interfaces (HMI). Two separate Ethernet subnetworks that are called the process bus and substation bus are defined in the IEC 61850 to facilitate QoS implementations. The process bus handles delay sensitive communication between P&C IEDs and switch IEDs, breaker IEDs as well as the merging IEDs. Communication between different bays and station controllers is handled by the station bus. However, communication with external networks, including other substations and the utility control center occurs via a gateway to the substation.

#### 2) Inter-substation Communications

Inter-substation communication or M2M communication between different IEDs in a distribution domain requires application data transmission from telemetry or sensors to an aggregator. M2M communication is based on reliable delivery of single message within a strict delay boundary. Also, the extensive use of microprocessor-based protective relaying techniques enables development of wide area monitoring, protection and control (WAMPC) system [121], a converging process towards a universal SG communications network [122-124] solution. According to IEC 61850, the type of message in the inter-substation communication is defined by the GOOSE profile. The GOOSE message can be exchanged using IP and can also support both unicast and multicast. Thus, the shift to IP based integrated SG communications networks for advanced protection and control schemes in the power transmission and distribution grid could be an important feature of the inter-substation communication.

However, performance of an M2M application is evaluated in objective terms such as measurement of delay or packet arrival rate while using any wireless communication system. So, to accommodate different types of SG traffic along with the protection traffic, a wireless communication solution must be efficient and ensure high E2E transmission reliability.

A number of proposals can be found in the literature on using digital communications to develop protective applications at the SG distribution domain [122-124]. [88] presents a report released by the IEEE Power System Relaying Committee (PSRC) on protective relaying applications using the forthcoming SG communications infrastructure. Clement-Nyns et al. describe the use of wireless communication media such as microwave, narrow band radio, and spread spectrum radio for pilot protection schemes [125]. Other pilot protection applications based on the IEC 61850-based GOOSE messaging are described in [126, 127]. WiMax and Zigbee based pilot protection schemes for smart distribution domain are proposed in [127, 128].

Among the common protection methods, directional comparison blocking (DCB) and permissive over-reaching transfer trip (POTT) [129] are well cited in the literature as popular pilot protection schemes. The key development challenge for protection scheme communications is to transfer the GOOSE packets with the pilot trip/block signals within a specified time delay in order to isolate the fault otherwise the relay would trip automatically. Also, the signal should be transferred as fast as possible because the associated switch/circuit breakers will be delayed by the data communication time plus a small guard time [130]. So, to maximize the efficiency of the protection scheme the communication delay should be minimized as much as possible. Usually, POTT operating delay is 30-35ms whereas the DCB operating delay is 80ms (including relay operation time) for a 50 Hz power system. Hence, Maciejowski [129] suggested that with a 5 ms delay for high speed relay operation a pilot signal would have a delay budget of 25-30 ms for the communications network. Table VI summarizes the communication requirements and service types of substation automation.

#### D. Distributed Energy Resources

Distributed Energy Resources (DER) have significantly increased due to the growing trend towards rooftop solar panels and other renewable energy resources, including wind power. Renewable energy resources are advantageous because of lower carbon emissions and due to lower installation costs the DER are becoming more popular. However, some of the renewable energy sources require energy storage devices for low generation periods.

The additional controllable power provided by energy storage devices could be used to provide consistent supply with more reliability and capacity. However, the bandwidth requirement for extracting instantaneous information from the generation points is about 9.6 to 56 Kbps. The latency range can vary from 300ms to 2s while the reliability must be within 99 to 99.99% [120].

Required power to drive an EV ranges from 10 to 200KW and this power is usually supplied from batteries or fuel cells. By V2G operation the stored energy can be sent back to the grid, if needed. So, EVs may work like a mobile DER and the stored power of the batteries or generated power from the vehicle's kinetic energy can be supplied to the power grid. Hence by using EVs as a power source it would be possible to increase power generation during peak times, improve back-up capacity and power system reliability. Additionally, renewable energy sources can be integrated with the V2G, the vehicle can provide sufficient back-up for renewable energy generation and act as storage device. The communication requirement of V2G application depends on the speed of the vehicle. The authors of [131] provide the communication requirements for parked fleet of vehicles. Wireless communication technologies like ZigBee or Wi-Fi will support V2G applications in parking areas. For moving vehicles, mobile cellular communication is appropriate. Power transmission enhancement is an important factor for planning large scale power systems and regional transmission because the EVs introduce new types of loads to the grid. The communication bandwidth requirement for a V2G application is 5-10 kbps and the latency requirement is up to 2s [120].

TABLE VI SG COMMUNICATION SPECIFICATION FOR SUBSTATION AUTOMATION

<i>Msg. Type</i>	<i>Application</i>	<i>Service type</i>	<i>Time boundary (ms)</i>
<i>A1</i>	Fast Message (Trip)	GOOSE, GSSE	3-100
<i>A2</i>	Fast Message (Other)		20-100
<i>B</i>	Medium Speed	ACSI	100
<i>C</i>	Low Speed		500
<i>D</i>	Raw Data	SMV	3-10
<i>E</i>	File Transfer	ACSI	>1000
<i>F</i>	Time Synchronization	TS	(Accuracy)

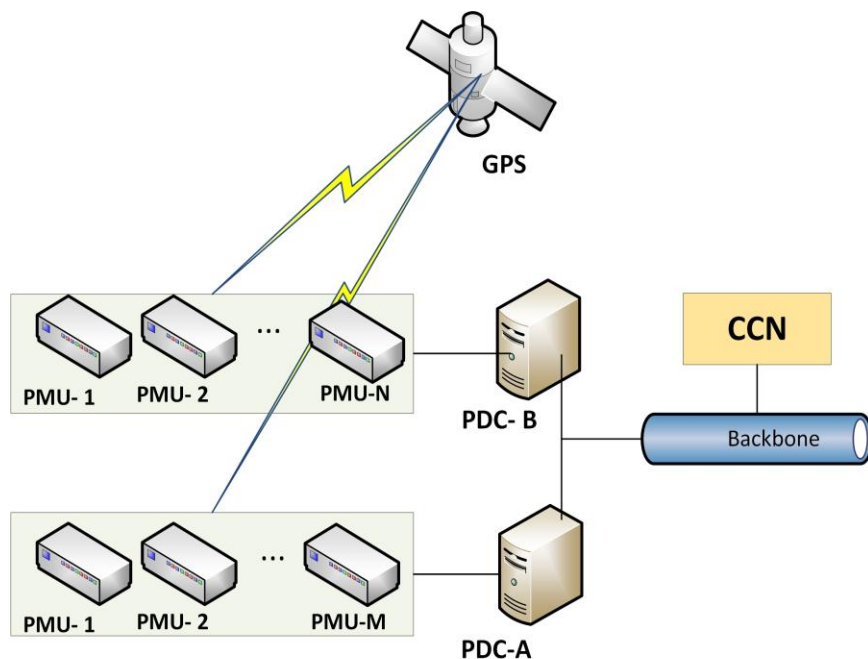


Fig. 8. Network topology of a Wide Area Measurement System

### E. Wide Area Measurement

In a Wide Area Measurement System (WAMS) the power grid status is continuously monitored and a Phase Measurement Unit (PMU) is used to update system state informatics and real-time power quality measures. To get accurate real-time measurements, GPS data can be used to allocate a time stamp with each measurement [132]. High resolution phase information can be obtained by the utility with precise measurement synchronization and the utility could initiate an appropriate response within the delay bound to protect the WAN from a black-out [92]. In the existing power grid PMUs are installed within the generation and transmission domain of the power grid taking into account the unidirectional power flow from generation to distribution. However, in order to enable bidirectional power flow and real-time system monitoring, PMUs need to be deployed at SG distribution points [133]. Fig. 8 shows the WAMS network topology.

To build a WAMS it is essential to deploy PMUs within the regional and national power grids and usually a Phasor Data Collector (PDC) collects all of the measurements from a network where the PMUs are deployed. The PDC aggregates and transmits the data to the Central Control (CCN) location via the transit and backhaul networks.

The IEEE C37.118.2–2011 provides the PMU data communication specifications. The reporting frequency is the key factor used to determine the communication load which may vary between 10, 25 Hz and 10, 12, 15, 20, 30 Hz for a 50 Hz and 60 Hz based power systems respectively. However, the main communication requirement for WAMS applications is to establish a secure and reliable communication link between PMUs and PDC within the specific latency.

## VI. CONCLUSION

To present a comprehensive survey on smart grid architecture, potential applications and standardization effort, this paper reviews recent literature, reference models and standards. As SGs are an enormously broad and diverse network of electronics devices there is a challenge to model the communication network requirements. A summary of the standardization effort is provided for future investigators, professionals and researchers.

This paper initially focuses on the SG communication network architecture, network topologies and functions. The standardization initiative taken by different organizations, nations and regions are then described. Finally, potential SG applications and communication requirements are presented. This paper aims to provide information about how to build a smart, reliable, secure power grid and to identify the requirements and challenges associated in the development of SG applications. Future research into the potential for a software defined networking (SDN) paradigm for SG M2M communication provides a logical extension of SDN implementations in broadband networks. Very limited studies have been identified in the literature on SDN based SG systems [134-136] making this an interesting and challenging topic for further research.

## VII. REFERENCES

- [1] "The Smart Grid: An Introduction," U.S. Department Of Energy (DOE), Technical Report 2010. [Online] Available: [http://energy.gov/sites/prod/files/oeprod/DocumentsandMedia/DOE\\_SG\\_Book\\_Single\\_Pages%281%29.pdf](http://energy.gov/sites/prod/files/oeprod/DocumentsandMedia/DOE_SG_Book_Single_Pages%281%29.pdf).
- [2] A. Aggarwal, S. Kunta, and P. K. Verma, "A proposed communications infrastructure for the smart grid," in *Innovative Smart Grid Technologies (ISGT)*, pp. 1-5, 2010.
- [3] R. Hledik, "How Green Is the Smart Grid?," *The Electricity Journal*, vol. 22, pp. 29-41, 2009.
- [4] "Australia's Abatement Task And 2013 Emissions Projections," A. G. Dept. Of Environment, Ed., ed, 2013.
- [5] "Business Go Solar to Save Millions," ed: Clean Energy Council, Australia, 2014.
- [6] "Energy Market Arrangements For Electric And Natural Gas Vehicles," Technical Report, January 2012.
- [7] L. Fangxing, Q. Wei, S. Hongbin, W. Hui, W. Jianhui, X. Yan, *et al.*, "Smart Transmission Grid: Vision and Framework," *Smart Grid, IEEE Transactions on*, vol. 1, pp. 168-177, 2010.
- [8] V. C. Gungor, D. Sahin, T. Kocak, S. Ergut, C. Buccella, C. Cecati, *et al.*, "A Survey on Smart Grid Potential Applications and Communication Requirements," *Industrial Informatics, IEEE Transactions on*, vol. 9, pp. 28-42, 2013.
- [9] Y. Ye, Q. Yi, H. Sharif, and D. Tipper, "A Survey on Smart Grid Communication Infrastructures: Motivations, Requirements and Challenges," *Communications Surveys & Tutorials, IEEE*, vol. 15, pp. 5-20, 2013.
- [10] X. Fang, S. Misra, G. Xue, and D. Yang, "Smart Grid - The New and Improved Power Grid: A Survey," *Communications Surveys & Tutorials, IEEE*, vol. 14, pp. 944-980, 2012.
- [11] M. Uslar, S. Rohjans, R. Bleiker, J. Gonzalez, M. Specht, T. Suding, *et al.*, "Survey of Smart Grid standardization studies and recommendations-Part 2," *Innovative Smart Grid Technologies Conference Europe (ISGT Europe), IEEE PES*, 2010, pp. 1-6, 2010.
- [12] S. Rohjans, M. Uslar, R. Bleiker, Gonza, x, J. Iez, *et al.*, "Survey of Smart Grid Standardization Studies and Recommendations," *First IEEE International Conference on Smart Grid Communications (SmartGridComm)*, pp. 583-588, 2010.
- [13] A. A. Khan, M. H. Rehmani, and M. Reisslein, "Cognitive Radio for Smart Grids: Survey of Architectures, Spectrum Sensing Mechanisms, and Networking Protocols," *IEEE Communications Surveys & Tutorials*, vol. 18, pp. 860-898, 2016.
- [14] M. Erol-Kantarci and H. T. Mouftah, "Energy-Efficient Information and Communication Infrastructures in the Smart Grid: A Survey on Interactions and Open Issues," *IEEE Communications Surveys & Tutorials*, vol. 17, pp. 179-197, 2015.
- [15] C. Kalalass, L. Thrybom, and J. Alonso-Zarate, "Cellular Communications for Smart Grid Neighborhood Area Networks: A Survey," *IEEE Access*, vol. 4, pp. 1469-1493, 2016.
- [16] R. Deng, Z. Yang, M. Y. Chow, and J. Chen, "A Survey on Demand Response in Smart Grids: Mathematical Models and Approaches," *IEEE Transactions on Industrial Informatics*, vol. 11, pp. 570-582, 2015.
- [17] E. S. Rigas, S. D. Ramchurn, and N. Bassiliades, "Managing Electric Vehicles in the Smart Grid Using Artificial Intelligence: A Survey," *IEEE Transactions on Intelligent Transportation Systems*, vol. 16, pp. 1619-1635, 2015.
- [18] S. Bera, S. Misra, and J. J. P. C. Rodrigues, "Cloud Computing Applications for Smart Grid: A Survey," *IEEE Transactions on Parallel and Distributed Systems*, vol. 26, pp. 1477-1494, 2015.
- [19] Towards Australia's Energy Future: The Enabling Role of Smart Grids. (2012) [Online] Available: [http://smartgridaustralia.com.au/SGA/Documents/Publication\\_120914.pdf](http://smartgridaustralia.com.au/SGA/Documents/Publication_120914.pdf)
- [20] B. Hamilton and M. Summy, "Benefits of the Smart Grid [In My View]," *Power and Energy Magazine, IEEE*, vol. 9, pp. 104-102, 2011.
- [21] "Understanding The Benefits Of The Smart Grid," National Energy Technology Laboratory, 18 June 2010.
- [22] P. Mallet, P. O. Granstrom, P. Hallberg, G. Lorenz, and P. Mandatova, "Power to the People!: European Perspectives on the Future of Electric Distribution," *Power and Energy Magazine, IEEE*, vol. 12, pp. 51-64, 2014.
- [23] C. Kwang-Cheng, Y. Ping-Cheng, H. Hung-Yun, and S. C. Chang, "Communication infrastructure of smart grid," *4th International Symposium on Communications, Control and Signal Processing (ISCCSP)*, pp. 1-5, 2010.
- [24] "Internet protocol Architecture for the Smart Grid," ed: Cisco, 2010.
- [25] "Why IP IS The Right Foundation For The Smart Grid," ed: Cisco, 2010.
- [26] "West Virginia Smart Grid Implementation Plan (WV SGIP) Project: APERC Report on Assessment of As-Is Grid by Non-Utility Stakeholders," December 2009.
- [27] "NIST Framework And Roadmap For Smart Grid Interoperability Standards," ed: NIST, 2010.
- [28] "IEEE Guide for Smart Grid Interoperability of Energy Technology and Information Technology Operation with the Electric Power System (EPS), End-Use Applications, and Loads," *IEEE Std 2030*, pp. 1-126, 2011.
- [29] N. S. Nafi, K. Ahmed, M. Datta, and M. A. Gregory, "A novel Zigbee based pilot protection scheme for smart distribution grid," *Australasian Telecommunication Networks and Applications Conference (ATNAC)*, , pp. 146-151, 2014.



- [30] H. Gharavi and H. Bin, "Multigate Communication Network for Smart Grid," *Proceedings of the IEEE*, vol. 99, pp. 1028-1045, 2011.
- [31] "IEEE Draft Standard for Information Technology - Telecommunications and Information Exchange Between Systems - Local and Metropolitan Area Networks - Specific Requirements - Part 15.4: Wireless Medium Access Control (MAC) and Physical Layer (PHY) Specifications for Low Rate Wireless Personal Area Networks (WPANs) Amendment: Alternative Physical Layer Extension to support Medical Body Area Network (MBAN) services operating in the 2360-2400 MHz band," *IEEE P802.15.4j/D4.0, September 2012 (Amendment of IEEE Std. 802.15.4-2011)*, pp. 1-19, 2012.
- [32] A. S. Cacciapuoti, M. Caleffi, F. Marino, and L. Paura, "Enabling Smart Grid via TV White Space Cognitive Radio," in *2015 IEEE International Conference on Communication Workshop (ICCW)*, pp. 568-572, 2015.
- [33] M. No-Gil, K. Younhyun, and L. Sangyeom, "The design of communication infrastructures for smart DAS and AMI," *International Conference on Information and Communication Technology Convergence (ICTC)*, pp. 461-462, 2010.
- [34] "Wimax Applications For Utilities," ed: Wimax Forum, 2008.
- [35] J. Ji-Sun, L. Keun-Woo, K. Jae-Beom, K. Young-Bae, K. Younhyun, and L. Sang-Yeom, "Improving IEEE 802.11s Wireless Mesh Networks for Reliable Routing in the Smart Grid Infrastructure," *IEEE International Conference on Communications Workshops (ICC)*, pp. 1-5, 2011.
- [36] "IEEE Draft Guide for the Interoperability of Energy Storage Systems Integrated with the Electric Power Infrastructure," *IEEE P2030.2/D8.0, October 2014*, pp. 1-134, 2014.
- [37] T. Basso, J. Hambrick, and D. DeBlasio, "Update and review of IEEE P2030 Smart Grid Interoperability and IEEE 1547 interconnection standards," in *Innovative Smart Grid Technologies (ISGT), IEEE PES*, 2012, pp. 1-7, 2012
- [38] "Australian Standards For Smart Grids- Standards Roadmap, Standards Australia (SA)," June 2012.
- [39] N. E. M. Association, "American National Standard for Protocol Specification for ANSI Type 2 Optical Port, ANSI C12.18," ed: NEMA, 2006.
- [40] "Final Report Of The CEN/CENELEC/ETSI Joint Working Group On Standards For Smart Grids," 2011.
- [41] "Standardization Mandate to European Standardisation Organisations (ESOs) to Support European Smart Grid Deploymen," March 2011.
- [42] M. Ruta, F. Scioscia, E. Di Sciascio, and G. Loseto, "Semantic-Based Enhancement of ISO/IEC 14543-3 EIB/KNX Standard for Building Automation," *IEEE Transactions on Industrial Informatics*, vol. 7, pp. 731-739, 2011.
- [43] I. S. O. (ISO), "ISO 16484-5, Building automation and control systems —Part 5: Data communication protocol ", ed, 2007.
- [44] "IEEE Standard for a Convergent Digital Home Network for Heterogeneous Technologies Amendment 1: Support of New MAC/PHYs and Enhancements," *IEEE Std 1905.1a-2014 (Amendment to IEEE Std 1905.1-2013)*, pp. 1-52, 2015.
- [45] "IEEE Standard for Optical Port Communication Protocol to Complement the Utility Industry End Device Data Tables," *IEEE Std 1701-2011*, pp. 1-50, 2011.
- [46] "IEEE Standard for Telephone Modem Communication Protocol to Complement the Utility Industry End Device Data Tables," *IEEE Std 1702-2011*, pp. 1-73, 2011.
- [47] "IEEE Standard for Utility Industry Metering Communication Protocol Application Layer (End Device Data Tables)," *IEEE Std 1377-2012 (Revision of IEEE Std 1377-1997)*, pp. 1-576, 2012.
- [48] "IEEE Standard for Ethernet - Section 2," *IEEE Std 802.3-2012 (Revision to IEEE Std 802.3-2008)*, pp. 1-0, 2012.
- [49] "IEEE Standard for Local and Metropolitan Area Networks-- Station and Media Access Control Connectivity Discovery," *IEEE Std 802.1AB-2009 (Revision of IEEE Std 802.1AB-2005)*, pp. 1-204, 2009.
- [50] "IEEE Standard for Local and metropolitan area networksMedia Access Control (MAC) Security Amendment 2: Extended Packet Numbering," *IEEE Std 802.1Aebw-2013 (Amendment to IEEE Std 802.1AE-2006)*, pp. 1-67, 2013.
- [51] "IEEE Standard for Local and metropolitan area networks - Secure Device Identity," *IEEE Std 802.1AR-2009*, pp. 1-77, 2009.
- [52] "IEEE Standard for Local and metropolitan area networks--Link Aggregation Amendment 1: Protocol Addressing," *IEEE Std 802.1AXbk-2012 (Amendment to IEEE Std 802.1AX-2008)*, pp. 1-60, 2012.
- [53] "IEEE Standard for Local and metropolitan area networks -- Port-Based Network Access Control Amendment 1: MAC Security Key Agreement Protocol (MKA) Extensions," *IEEE Std 802.1Xbx-2014 (Amendment to IEEE Std 802.1X-2010)*, pp. 1-107, 2014.
- [54] "IEEE Standard for Information Technology - Telecommunications and Information Exchange Between Systems - Local and Metropolitan Area Networks - Specific Requirements - Part 2: Logical Link Control," *ISO 8802-2 IEEE 802.2, First Edition 1989-12-31 (Revision of IEEE Std 802.2-1985)*, pp. 1-114, 2013.
- [55] "IEEE Standard for Ethernet Amendment 2: Physical Layer Specifications and Management Parameters for 100 Gb/s Operation Over Backplanes and Copper Cables," *IEEE Std 802.3bj-2014 (Amendment to IEEE Std 802.3-2012 as amended by IEEE Std 802.3bk-2013)*, pp. 1-368, 2014.
- [56] "IEEE Standard for Information technology--Telecommunications and information exchange between systems Local and metropolitan area networks--Specific requirements Part 11: Wireless LAN Medium Access Control (MAC) and Physical Layer (PHY) Specifications," *IEEE P802.11-REVmb/D12, November 2011 (Revision of IEEE Std 802.11-2007, as amended by IEEE Std 802.11k-2008, 802.11r-2008, 802.11y-2008, 802.11w-2009, 802.11n-2009, 802.11p-2010, 802.11z-2010, 802.11v-2011, 802.11u-2011, and 802.11s-2011)*, pp. 1-2910, 2012.

- [57] "IEEE Standard for Information Technology - Telecommunications and Information Exchange Between Systems - Local and Metropolitan Area Networks - Specific Requirements. - Part 15.1: Wireless Medium Access Control (MAC) and Physical Layer (PHY) Specifications for Wireless Personal Area Networks (WPANs)," *IEEE Std 802.15.1-2005 (Revision of IEEE Std 802.15.1-2002)*, pp. 0\_1-580, 2005.
- [58] "IEEE Standard for Local and metropolitan area networks - Part 15.4: Low-Rate Wireless Personal Area Networks (LR-WPANs) - Amendment 6: TV White Space Between 54 MHz and 862 MHz Physical Layer," *IEEE Std 802.15.4m-2014 (Amendment to IEEE Std 802.15.4-2011 as amended by IEEE Std 802.15.4e-2012, IEEE Std 802.15.4f-2012, IEEE Std 802.15.4g-2012, IEEE Std 802.15.4j-2013, and IEEE Std 802.15.4k-2013)*, pp. 1-118, 2014.
- [59] "IEEE Standard for Local and metropolitan area networks--Part 15.4: Low-Rate Wireless Personal Area Networks (LR-WPANs) Amendment 1: MAC sublayer," *IEEE Std 802.15.4e-2012 (Amendment to IEEE Std 802.15.4-2011)*, pp. 1-225, 2012.
- [60] "IEEE Standard for Local and metropolitan area networks--Part 15.4: Low-Rate Wireless Personal Area Networks (LR-WPANs) Amendment 3: Physical Layer (PHY) Specifications for Low-Data-Rate, Wireless, Smart Metering Utility Networks," *IEEE Std 802.15.4g-2012 (Amendment to IEEE Std 802.15.4-2011)*, pp. 1-252, 2012.
- [61] "IEEE Standard for Air Interface for Broadband Wireless Access Systems," *IEEE Std 802.16-2012 (Revision of IEEE Std 802.16-2009)*, pp. 1-2542, 2012.
- [62] "IEEE Standard for Air Interface for Broadband Wireless Access Systems--Amendment 2: Higher Reliability Networks," *IEEE Std 802.16n-2013 (Amendment to IEEE Std 802.16-2012)*, pp. 1-168, 2013.
- [63] "IEEE Standard for Air Interface for Broadband Wireless Access Systems--Amendment 1: Enhancements to Support Machine-to-Machine Applications," *IEEE Std 802.16p-2012 (Amendment to IEEE Std 802.16-2012)*, pp. 1-82, 2012.
- [64] "IEEE Standard for WirelessMAN-Advanced Air Interface for Broadband Wireless Access Systems," *IEEE Std 802.16.1-2012*, pp. 1-1090, 2012.
- [65] "IEEE Standard for WirelessMAN-Advanced Air Interface for Broadband Wireless Access Systems --Amendment 2: Higher Reliability Networks," *IEEE Std 802.16.1a-2013 (Amendment to IEEE Std 802.16.1-2012)*, pp. 1-319, 2013.
- [66] "IEEE Standard for WirelessMAN-Advanced Air Interface for Broadband Wireless Access Systems Amendment 1: Enhancements to Support Machine-to-Machine Applications," *IEEE Std 802.16.1b-2012 (Amendment to IEEE Std 802.16.1-2012)*, pp. 1-126, 2012.
- [67] "IEEE Standard for Local and Metropolitan Area Networks Part 20: Air Interface for Mobile Broadband Wireless Access Systems Supporting Vehicular Mobilityphysical and Media Access Control Layer Specification," *IEEE Std 802.20-2008*, pp. 1-1039, 2008.
- [68] "IEEE Standard for Broadband over Power Line Networks: Medium Access Control and Physical Layer Specifications," *IEEE Std 1901-2010*, pp. 1-1586, 2010.
- [69] "IEEE Guide for Electric Power Substation Physical and Electronic Security," *IEEE Std 1402-2000*, p. i, 2000.
- [70] "IEEE Standard for Intelligent Electronic Devices Cyber Security Capabilities," *IEEE Std 1686-2013 (Revision of IEEE Std 1686-2007)*, pp. 1-29, 2014.
- [71] "IEEE Trial-Use Standard for a Cryptographic Protocol for Cyber Security of Substation Serial Links," *IEEE Std 1711-2010*, pp. 1-49, 2011.
- [72] "IEEE Recommended Practice for Data Communications Between Remote Terminal Units and Intelligent Electronic Devices in a Substation," *IEEE Std 1379-2000*, pp. 1-72, 2001.
- [73] "IEEE Recommended Practice for Network Communication in Electric Power Substations," *IEEE Std 1615-2007*, pp. 1-89, 2007.
- [74] "IEEE Standard Communication Delivery Time Performance Requirements for Electric Power Substation Automation," *IEEE Std 1646-2004*, pp. 0\_1-24, 2005.
- [75] "IEEE Standard for Electric Power Systems Communications-Distributed Network Protocol (DNP3)," *IEEE Std 1815-2012 (Revision of IEEE Std 1815-2010)*, pp. 1-821, 2012.
- [76] "IEEE Standard for N Times 64 Kilobit Per Second Optical Fiber Interfaces Between Teleprotection and Multiplexer Equipment," *IEEE Std C37.94-2002*, p. 0\_1, 2003.
- [77] "IEEE/IEC Measuring relays and protection equipment Part 24: Common format for transient data exchange (COMTRADE) for power systems," *IEEE Std C37.111-2013 (IEC 60255-24 Edition 2.0 2013-04)*, pp. 1-73, 2013.
- [78] "IEEE Standard for Synchrophasor Data Transfer for Power Systems," *IEEE Std C37.118.2-2011 (Revision of IEEE Std C37.118-2005)*, pp. 1-53, 2011.
- [79] "IEEE Standard for SCADA and Automation Systems," *IEEE Std C37.1-2007 (Revision of IEEE Std C37.1-1994)*, pp. 1-143, 2008.
- [80] "IEEE Recommended Practice for Microprocessor-Based Protection Equipment Firmware Control," *IEEE Std C37.231-2006*, pp. 1-25, 2007.
- [81] "IEEE Recommended Practice for Naming Time Sequence Data Files," *IEEE Std C37.232-2007*, pp. C1-15, 2007.
- [82] "IEEE Standard for Common Format for Naming Time Sequence Data Files (COMNAME)," *IEEE Std C37.232-2011 (Revision of IEEE Std C37.232-2007)*, pp. 1-25, 2011.
- [83] "IEEE Guide for Power System Protective Relay Applications Over Digital Communication Channels," *IEEE Std C37.236-2013*, pp. 1-84, 2013.

- [84] "IEEE Standard Profile for Use of IEEE 1588 Precision Time Protocol in Power System Applications," *IEEE Std C37.238-2011*, pp. 1-66, 2011.
- [85] "IEEE Standard for Common Format for Event Data Exchange (COMFEDE) for Power Systems," *IEEE Std C37.239-2010*, pp. 1-72, 2010.
- [86] "IEEE Draft Guide for the Interoperability of Energy Storage Systems Integrated with the Electric Power Infrastructure," *IEEE P2030.2/D8.0, October 2014*, pp. 1-134, 2015.
- [87] "IEEE Guide for Monitoring, Information Exchange, and Control of Distributed Resources Interconnected with Electric Power Systems," *IEEE Std 1547.3-2007*, pp. 1-160, 2007.
- [88] "IEEE Draft Standard for Local Area Network/Wide Area Network (LAN/WAN) Node Communication Protocol to complement the Utility Industry End Device Data Tables," *IEEE P1703/D9, February 2012*, pp. 1-253, 2012.
- [89] "IEEE Recommended Practice for the Transfer of Power Quality Data," *IEEE Std 1159.3-2003*, pp. 0\_1-119, 2004.
- [90] "IEEE Standard for Low-Frequency (less than 500 kHz) Narrowband Power Line Communications for Smart Grid Applications," *IEEE Std 1901.2-2013*, pp. 1-269, 2013.
- [91] "IEC Smart Grid Standardization Roadmap " June 2010.
- [92] S. Xuejian, J. Jian, B. Wei, C. Ji, and W. Kangyuan, "Researches on information framework of Smart Distribution Grid," in *Electricity Distribution (CICED), 2010 China International Conference on*, 2010, pp. 1-6.
- [93] S. Sucic, A. Martinic, and A. Kekelj, "Utilizing standarDS-based semantic services for modeling novel Smart Grid supervision and remote control frameworks," in *Industrial Technology (ICIT), 2012 IEEE International Conference on*, 2012, pp. 409-414.
- [94] W. Yong, R. Da, G. Dawu, J. Gao, L. Daming, X. Jianping, *et al.*, "Analysis of Smart Grid security standards," in *Computer Science and Automation Engineering (CSAE), 2011 IEEE International Conference on*, 2011, pp. 697-701.
- [95] I. E. C. (IEC), "61970-301 Ed. 1: Energy management system application program interface (EMS-API) - Part 301: Common information model (CIM) base," ed: IEC STD, 2007.
- [96] I. E. C. (IEC), "61968-11 Ed. 1: System Interfaces for Distribution Management – Part 11: Distribution Information Exchange Model," ed: IEC STD, 2008.
- [97] IEC, "61850-1 Communication networks and systems in substations - Part 1: Introduction and overview," ed: International Electrotechnical Commission 2003.
- [98] I. Std., "62351-1 TS Ed.1: Data and communication security - Part 1: Introduction and overview," ed: International Electrotechnical Commission, 2006.
- [99] I. Std., "62357 Second Edition: TC 57 Architecture - Part 1: Reference Architecture for TC 57 - Draft," ed: International Electrotechnical Commission, 2009.
- [100] I. Std., "60870 Ed.2: Telecontrol equipment and systems - Part 5-101: Transmission protocols-Companion standard for basic telecontrol tasks," ed: International Electrotechnical Commission, 2003.
- [101] I. Std., "60870 Ed.2: Telecontrol equipment and systems - Part 5-104: Transmission protocols-Network access for IEC 60870-5-101 using standard transport profiles," ed: International Electrotechnical Commission, 2006.
- [102] I. Std., "60870 Telecontrol equipment and systems - Part 6-503: Telecontrol protocols compatible with ISO standards and ITU-T recommendations TASE.2 Services and protocol," ed: International Electrotechnical Commission 2003.
- [103] I. Std., "61400 WIND TURBINES Part 25-1: Communications for monitoring and control of wind power plants - Overall description of principles and models, IEC Std," ed: International Electrotechnical Commission, 2006.
- [104] I. Std., "61334 Distributed Automation Using Distribution Line Carrier Systems Part 4: Data Communication Protocols; Section 4: Application Protocol; Clause 1: Distribution Line Message Specification (DLMS)," ed: International Electrotechnical Commission, 1996.
- [105] I. Std., "62056 Electricity metering - Data exchange for meter reading, tariff and load control- Part 47: COSEM transport layers for IPv4 networks," ed: International Electrotechnical Commission 2006.
- [106] I. Std., "62325-101 DTR Ed.1: Framework for energy market communications -Part 101: General guidelines and requirements," ed: International Electrotechnical Commission, 2004.
- [107] M. Salehie, L. Pasquale, I. Omoronyia, and B. Nuseibeh, "Adaptive security and privacy in smart grids: A software engineering vision," *International Workshop on, Software Engineering for the Smart Grid (SE4SG)*, pp. 46-49, 2012.
- [108] K. J. Ross, K. M. Hopkinson, and M. Pachter, "Using a Distributed Agent-Based Communication Enabled Special Protection System to Enhance Smart Grid Security," *IEEE Transactions on Smart Grid*, vol. 4, pp. 1216-1224, 2013.
- [109] F. Benzi, N. Anglani, E. Bassi, and L. Frosini, "Electricity Smart Meters Interfacing the Households," *Industrial Electronics, IEEE Transactions on*, vol. 58, pp. 4487-4494, 2011.
- [110] V. C. Gungor, D. Sahin, T. Kocak, S. Ergut, C. Buccella, C. Cecati, *et al.*, "Smart Grid and Smart Homes: Key Players and Pilot Projects," *Industrial Electronics Magazine, IEEE*, vol. 6, pp. 18-34, 2012.
- [111] S. Paudyal, C. A. Canizares, and K. Bhattacharya, "Optimal Operation of Distribution Feeders in Smart Grids," *Industrial Electronics, IEEE Transactions on*, vol. 58, pp. 4495-4503, 2011.
- [112] T. Sauter and M. Lobashov, "End-to-End Communication Architecture for Smart Grids," *IEEE Transactions on Industrial Electronics*, , vol. 58, pp. 1218-1228, 2011.
- [113] A. Zaballo, A. Vallejo, and J. M. Selga, "Heterogeneous communication architecture for the smart grid," *Network, IEEE*, vol. 25, pp. 30-37, 2011.

- [114] "American national standard for utility industry end device data tables," ed: ANSI C12.19, 2009.
- [115] L. Guangxian and L. Haitao, "Study on IEC 61970/61968 based information integration for smart distribution grid," *IEEE Transactions on Electrical and Control Engineering (ICECE)*, pp. 5019-5022, 2011.
- [116] "NIST Priority Action Plan 2 Guidelines for Assessing Wireless Standards for Smart Grid Applications," U.S. Department of Commerce, February 2011.
- [117] "Machine-to-Machine (M2M) communications study report," 2010.
- [118] C. Cecati, C. Citro, and P. Siano, "Combined Operations of Renewable Energy Systems and Responsive Demand in a Smart Grid," *IEEE Transactions on Sustainable Energy*, vol. 2, pp. 468-476, 2011.
- [119] C. Cecati, C. Citro, A. Piccolo, and P. Siano, "Smart Operation of Wind Turbines and Diesel Generators According to Economic Criteria," *IEEE Transactions on Industrial Electronics*, vol. 58, pp. 4514-4525, 2011.
- [120] "Communications Requirements of Smart Grid Technologies," October 2010.
- [121] V. Terzija, G. Valverde, C. Deyu, P. Regulski, V. Madani, J. Fitch, *et al.*, "Wide-Area Monitoring, Protection, and Control of Future Electric Power Networks," *Proceedings of the IEEE*, vol. 99, pp. 80-93, 2011.
- [122] "Application of Peer-to-Peer Communication for Protective Relaying," *Power Engineering Review, IEEE*, vol. 22, pp. 61-61, 2002.
- [123] E. O. Schweitzer, III, K. Behrendt, T. Lee, and D. A. Tziouvaras, "Digital communications for power system protection: security, availability, and speed," *Seventh International Conference on (IEE) Developments in Power System Protection*, 2001, pp. 94-97, 2001.
- [124] R. Hunt, M. Adamiak, A. King, and S. McCreery, "Application of digital radio for distribution pilot protection," in *Rural Electric Power Conference, 2008 IEEE*, pp. A3-A3-8, 2008.
- [125] A. P. Apostolov, "IEC 61850 communications based transmission line protection," in *Developments 11th International Conference on Power Systems Protection, DPSP*, pp. 1-6, 2012.
- [126] M. P. Sanders, "Object modeling for pilot channel equipment in IEC61850 based devices," in *63rd Annual Conference for Protective Relay Engineers*, pp. 1-12, 2010.
- [127] R. H. Khan, J. Brown, and J. Y. Khan, "Pilot protection schemes over a multi-service WiMAX network in the smart grid," *IEEE International Conference on in Communications Workshops (ICC)*, pp. 994-999, 2013.
- [128] A. Smit, "Method and system for programming and implementing automated fault isolation and restoration using sequential logic," ed: Google Patents, 2012.
- [129] J. M. Maciejowski, *Predictive Control with Constraint*. Essex, England: Prentice Hall, 2001.
- [130] P. Mirchandani and L. Head, "A real-time traffic signal control system: architecture, algorithms, and analysis," *Transportation Research Part C: Emerging Technologies*, vol. 9, pp. 415-432, 12// 2001.
- [131] K. Clement-Nyns, E. Haesen, and J. Driesen, "The Impact of Charging Plug-In Hybrid Electric Vehicles on a Residential Distribution Grid," *IEEE Transactions on Power Systems*, vol. 25, pp. 371-380, 2010.
- [132] J. S. T. A.G. Phadke, "Synchronized Phasor Measurements and Their Applications," ed: Springer US, 2008.
- [133] M. Wache and D. C. Murray, "Application of Synchrophasor Measurements for distribution networks," in *Power and Energy Society General Meeting, IEEE*, pp. 1-4, 2011.
- [134] A. Cahn, J. Hoyos, M. Hulse, and E. Keller, "Software-defined energy communication networks: From substation automation to future smart grids," *International Conference on Smart Grid Communications (SmartGridComm)*, pp. 558-563, 2013.
- [135] N. Dorsch, F. Kurtz, H. Georg, C. Hagerling, and C. Wietfeld, "Software-defined networking for Smart Grid communications: Applications, challenges and advantages," *IEEE International Conference on Smart Grid Communications (SmartGridComm)*, pp. 422-427, 2014.
- [136] A. Goodney, S. Kumar, A. Ravi, and Y. H. Cho, "Efficient PMU networking with software defined networks," *IEEE International Conference on Smart Grid Communications (SmartGridComm)*, pp. 378-383, 2013.

### VIII. BIOGRAPHIES



**Nazmus Shaker Nafi** (S'14) received the B.Eng. (Hons.) degree in Communication from the International Islamic University Malaysia (IIUM), in 2010, and the M.Phil. degree in Computer engineering from the University of Newcastle, Newcastle, NSW, Australia, in 2013. Currently, he is a Ph.D. candidate in the RMIT University, Melbourne, Australia. His current research interests include Smart Grid communication systems, wireless network architecture, Machine to Machine, Software Defined Networks and Internet of Things.



**Khandakar Ahmed** (M'11) is a Lecturer at School of IT & Engineering, Melbourne Institute of Technology, Melbourne, Australia and currently an affiliated researcher, Australia-India Research Centre for Automation Software Engineering (AICAUSE), RMIT University, Melbourne, Australia. He received his PhD from RMIT University, Melbourne, Australia in December, 2014, M.Sc. in Networking and e-Business Centred Computing (NeBCC) from the consortia of University of Reading, UK; Aristotle University of Thessaloniki, Greece; and University of Charles III de Madrid, Spain. Dr. Ahmed has authored or co-authored more than 30 publications in the form of journal Article, peer reviewed conference proceedings, book chapter and book. He has also worked as the reviewer for many Journals including Parallel and

Distributed Computing (JPDC), Journal of Computer Networks (ComNet) and Journal of Ad-hoc Networks. His research interest includes Software Defined Wide Area Network, Software Defined Wireless Network, Wireless Sensor Network, Smart-Grid and Cloud Networks.



**Mark A Gregory** (SM'99) is a Fellow of the Institute of Engineers Australia and a Senior Member of the IEEE. Mark A Gregory received a PhD from RMIT University, Melbourne, Australia in 2008, where he is a Senior Lecturer in the School of Engineering. In 2009, he received an Australian Learning and Teaching Council Citation for an outstanding contribution to teaching and learning. He is the Managing Editor of two international journals (AJTDE and IJICTA) and the General Co-Chair of ITNAC. Research interests include telecommunications, network design and technical risk.



**Manoj Datta** (S'06, M'11) received the B. Sc. degree (first class with honours) in Electrical and Electronic Engineering from KUET, Bangladesh in 2003 and M. Eng. and D. Eng. degrees in Electrical and Electronics Engineering from University of the Ryukyus, Japan, in 2008 and 2011 respectively. From 2003 to 2011, he was an Assistant Professor in the Department of Electrical and Electronic Engineering, KUET, Bangladesh. From April 2011 to February 2012, he was a JSPS Post-Doctoral Research Fellow in the Faculty of Engineering, University of the Ryukyus, Japan. From 2012 to 2013, he was an Assistant Professor in the Department of Human and Information Systems, Gifu University, Japan. Since June 2013, he has been with the School of Engineering, RMIT University, Melbourne, Australia, where he is a Lecturer. Dr. Datta was the recipient of the University of the Ryukyus President's honorary award for outstanding PhD thesis. He is a member of the Institute of Electrical Engineers, Japan. His research interests include micro-grid modelling, grid integration of DGs, and intelligent ancillary services in smart grids.

Accepted manuscript