

Dish Concentrator Performance Based on Various Materials for Hot Humid Weather

(Prestasi Penumpu Dish Berdasarkan Pelbagai Bahan untuk Cuaca Panas Lembap)

M. A. Mat Nong*, N. M. Adam, A. R. Suraya, J. M. Yusof and R. A. Rashid

ABSTRACT

In this paper, three solar dish systems with different reflector materials were experimentally studied for five months. The size each of the solar dish is 32 cm in diameter and 5 cm in depth. The focal length of the dish concentrator was 12.8 cm. The solar dishes were made from aluminum, aluminum covered with chrome and ABS canister covered with 3M aluminum foil on its surface. Experimental measurement for total heat flux showed that 3M aluminum foil is higher than aluminum and chrome. The experimental results indicate that the total efficiency of the system is up to 49.7%.

Keywords: solar dish, reflector, solar energy, focal point

ABSTRAK

Dalam kertas kerja ini tiga sistem solar dish dengan bahan-bahan pemantul berbeza telah diujikaji selama lima bulan. Solar dish ini mempunyai 32 cm garis pusat dan 5 cm dalam. Panjang fokus penumpu solar dish adalah 12.8 cm. Solar dish ini diperbuat daripada aluminium, aluminium yang diselaputi krom pada permukaannya dan ABS canister yang ditutup dengan aluminium foil 3M pada permukaannya. Pengukuran eksperimen untuk jumlah fluks haba menunjukkan aluminium foil 3M adalah lebih tinggi daripada aluminium dan krom. Keputusan eksperimen menunjukkan bahawa jumlah kecekapan sistem boleh mencapai 49.7%.

Kata kunci : solar dish, pemantul, tenaga solar, titik tumpuan

INTRODUCTION

Solar energy which originated from the conversion of heat from the sun has become an ideal solution for alternative and sustainable energy source. It is one of the cleanest energy resources that does not compromise or add to the global warming. It is also been called as "alternative energy" to fossil fuel energy sources such as oil and coal (Solangi et al. 2011). In line with the growing concerns about global warming and consequent climate change, renewable energy sources have become more attractive option for electricity generation around the world. Malaysia relies on fossil fuels, gas and coal which contribute to the global warming. As most of the natural resources, particularly that of fossil fuel depleting rapidly, more efficient ways to produce alternative energy for daily necessity is becoming important issues (Kamaruddin 2005).

An accurate data prediction on solar radiation in Malaysia is the most important part for solar energy application such as for photovoltaic and green building.

Being in tropical region, all ASEAN countries received very high daily solar radiation, averaging more than 4.5kWh/m². However, high solar radiation with large land area, points out that the solar resource is underutilized in the ASEAN region (Lidula et al. 2007).

The tropical environment has been characterized by heavy rainfall, constantly high temperature and relative humidity. The annual average daily solar irradiations for Malaysia were from 4.21 kWh/m² to 5.56 kWh/m². The highest solar irradiation is estimated at 6.84 kWh/m² in May while the lowest is 2.15 kWh/m² in August as shown in Table 1. The Northern region and a few places in East Malaysia have the highest potential for solar energy application due to its high solar radiation throughout the year (Azahari et al. 2008). Meanwhile the average daily solar irradiation in Peninsular Malaysia using MD model is shown in Table 2. The highest average is 17.18 MJ-m⁻²-day⁻¹ in February and the low average is 13.67 MJ-m⁻²-day⁻¹ in November.

TABLE 1. Solar irradiation data in Malaysia

Month	Solar irradiation minimum (kWh/m ²)	Solar irradiation maximum (kWh/m ²)	Solar irradiation average (kWh/m ²)
January	4.90	6.50	3.00
February	4.67	6.62	6.23
March	4.33	6.51	5.02
April	2.63	5.11	4.11
May	3.69	6.84	4.83
June	2.98	6.71	5.14
July	4.41	5.86	5.17
August	2.15	6.81	5.25
September	3.95	5.53	4.89
October	4.68	6.43	5.43
November	4.68	6.43	5.43
December	3.00	5.34	0.61

WSEAS Transactions on Environment and Development: (Azhari A. W. et al. 2008)

This research focuses on solar dish concentrator as another alternative electricity source. Solar dish concentrator has advantages over concentrating collector due to the absence of cosine losses, high geometric concentration ratio and high temperature (Reddy et al. 2009). The important part during developing solar dish concentrator is identifying suitable and economical materials. Various materials like aluminum film and stainless steel was covered on the top of the different dimension dish concentrator. This material reacts as a

solar reflector for the dish concentrator. It was found that aluminum is the best solutions for solar reflectance (Rafeeu & Kadir 2012). Meanwhile (Hamza et al. 2016) found in their research stainless steel sheet is the appropriate reflectance selection because it is easy to assemble, clean and suitable for any type of weather conditions. Other related previous research used silver or glass mirror which has 91 and 95% solar reflectance range respectively (Bakos & Antoniadis 2013).

TABLE 2: Monthly average daily solar irradiation using MD model (MJ·m⁻²·day⁶⁻¹)

City	Jan	Feb	Mar	Apr	May	Jun	Jul	Aug	Sep	Oct	Nov	Dec
KLIA	17.13	17.82	18	18.43	17.95	18.06	18.14	18.37	18.12	17.71	15.15	15.83
Muadzam Shah	16.48	17.98	17.05	18.35	17.79	17.59	17.69	18.26	17.88	17.59	16.55	15.77
Ipoh	16.39	17.62	17.01	17.58	17.59	17.95	18.76	16.73	18.14	16.72	15.3	15.96
Malacca	14.29	15.93	16.8	18.06	16.38	17.53	16.54	15.83	16.54	16.82	13.73	14.13
Bayan Lepas	16.91	17.27	16.73	16.8	15.5	17.72	17.81	14.41	15.45	15.06	14.35	15.32
Kuantan	13.9	17.9	17.04	17.55	15.92	16.19	17.71	18	17.07	14.36	12.75	13.45
Senai	17.16	17.17	17.6	18.03	16.61	17.2	15.11	16.06	15.02	16.07	12.36	14.48
Alor Setar	15.98	17.83	16.17	14.15	17.42	17.77	15.99	13.93	15.7	16.09	11.91	15.54
Chuping	19.28	18.34	16.69	17.09	16.63	18.3	16	15.24	16.23	15.53	13.97	18.25
Kota Bharu	12.8	17.52	15.64	15.75	15.82	16.38	14.11	16.8	15.16	13.64	12.5	14.08
Kuala Terengganu	11.16	17.26	14.89	14.66	12.04	14.07	11.89	14.15	12.5	12.35	10.53	11.24
Max	19.28	18.34	18	18.43	17.95	18.3	18.14	18.37	18.14	17.71	16.55	18.25
Min	11.16	14.8	14.89	14.15	12.04	14.07	11.89	13.93	12.5	12.35	10.53	11.24
Ave	15.13	17.18	16.71	16.85	16.28	16.99	16.10	16.11	16.26	15.45	13.67	14.71

Hindawi Publishing Corporation : (Aghil Shavalipour et al. 2013)

OBJECTIVE

The objective of this project is to determine the heat flux reflectance given by various materials used in the solar dish concentrator to select the most effective material which can give maximum solar reflectance.

METHODOLOGY

Geometry of the solar dish concentrator was 1/100 scaled down from the UPM solar bowl. The initial phase consists of three solar dishes which were made from different

materials. These materials are aluminum, aluminum covered with chrome and ABS canister covered with 3M aluminum on the surface. The aluminum dish and aluminum chrome dish was made using CNC milling machine at Technology Park Malaysia. The third dish was made using rapid prototyping machine at Institute of Advanced Technology (ITMA), UPM. All dishes have same dimension and geometry parameter.

The dish concentrator system referring to Figure 2 has a coil tube made from chrome on the focal point. The water flows in and out at the coil tube. The heat flux from the reflector material was measured at the focal point

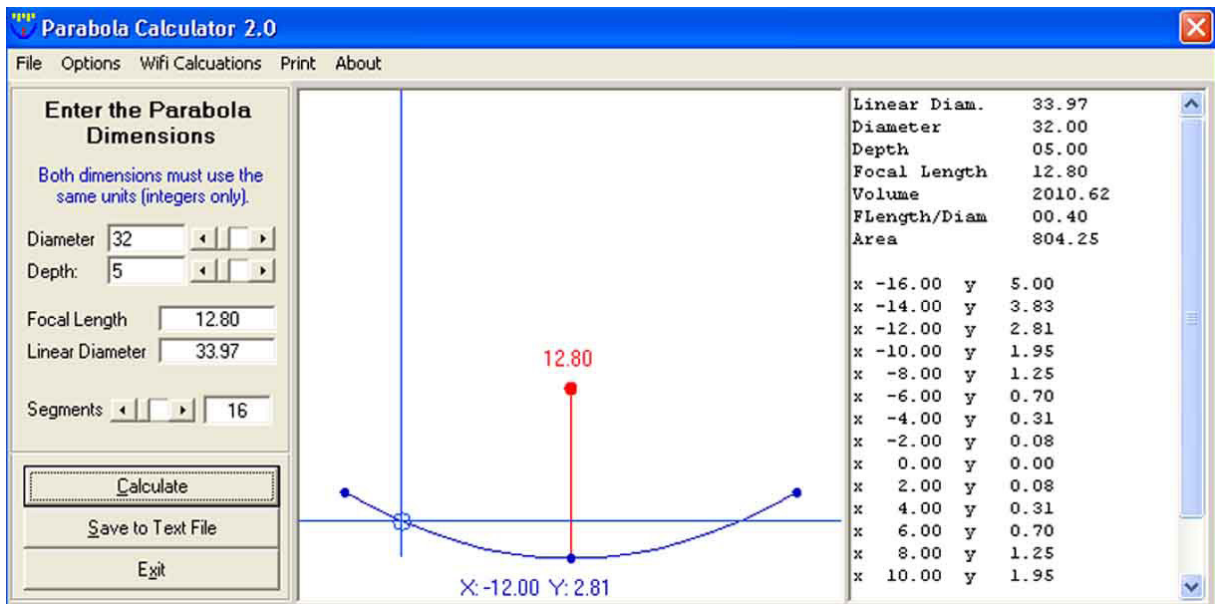


FIGURE 1. Solar dish dimension parameter using parabola calculator

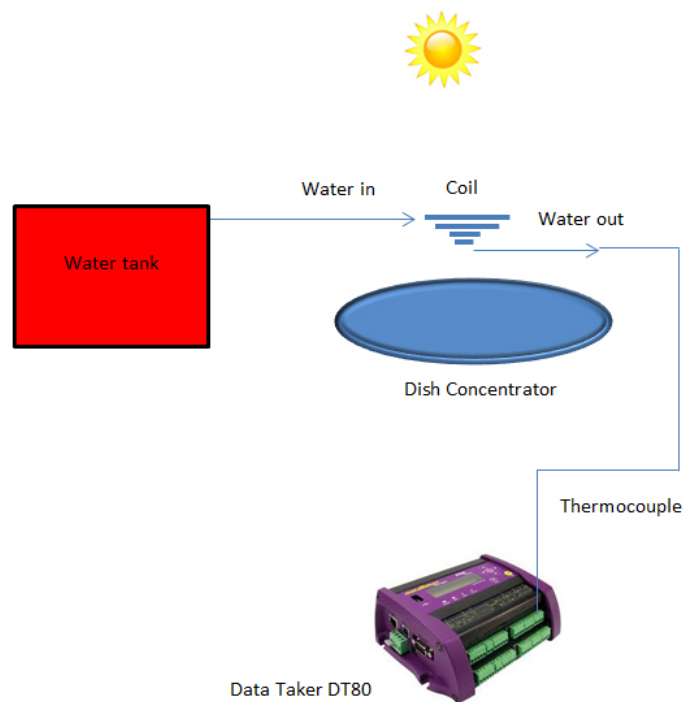


FIGURE 2. Experiment process



FIGURE 3. Solar dish concentrator setup systems in afternoon

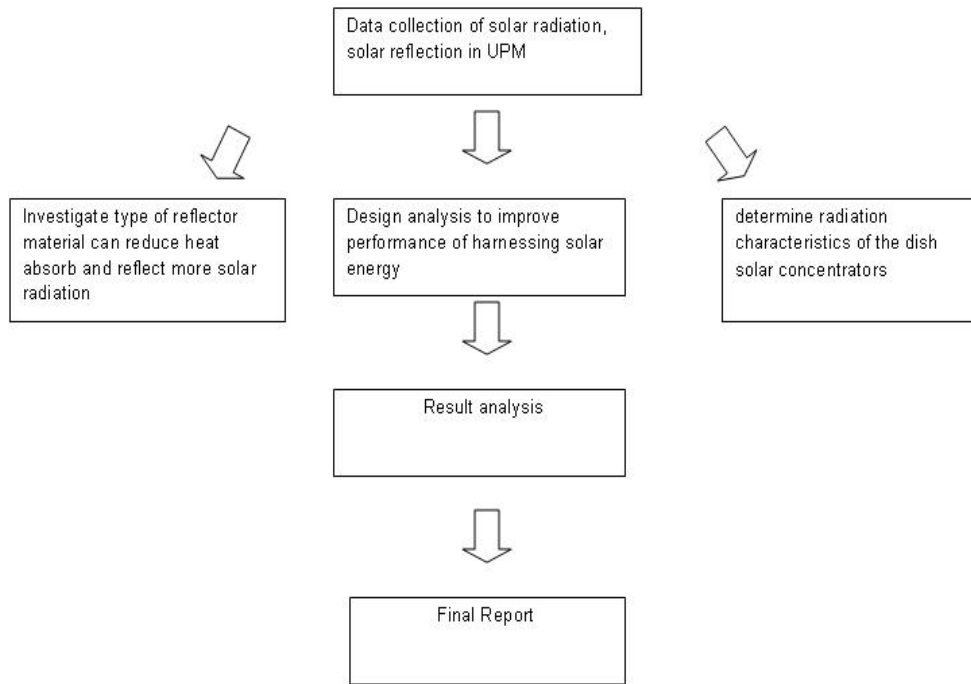


FIGURE 4. FLOW chart of experiment

using k-type thermocouple connected with the data logger. The data was collected from 10 am until 4 pm at the top of the ITMA Block D building roof as shown in Figure 3. The environment condition and solar irradiation were measured using TSI velocity meter and pyranometer. The data was collected for five months. The flow chart of the experiment process is given in Figure 4. The parameter was calculated using parabola calculator [<http://mseir.tripod.com/parabola/>] in Figure 1 before a prototype dish was made.

RESULTS AND DISSCUSSION

Figure 5-9 shows values of data collected for five months, March, April, May, June and July. This plotted graph shows that 3M aluminum foils reflected heat higher than aluminum and chrome throughout the 5 months observation period. The solar irradiation increased proportional to the temperature as recorded by Datataker DT80. It was observed that the minimum reflected heat collected was in the morning. The temperature increased until noon and dropped slowly in the evening. The temperatures also dropped during cloudy sky. The maximum and minimum temperatures collected were 50°C and 25°C.

There main problem faced during the experiment was thick cloud covering the rays of sunlight thus reflected to the temperature difference which recorded at 29°C but the actual temperature can be reach to 37°C. Data collected from this study shall provide baseline information for current solar irradiation at Universiti Putra Malaysia.

Energy efficiency of solar dish concentrator can be defined as the ratio of energy output (only the increase of the water energy due to temperature growth) to the energy input (the energy of solar radiation) (Ozturk et al. 2004). A formulae efficiency of solar dish concentrator can be calculated

as follows;

$$\eta = \frac{mc(T_{wf} - T_{wi})}{\frac{\Delta t}{IA}}$$

- η = efficiency
- m = mass of water (kg)
- c = specific heat of water (J/kgK)
- T_{wf} = water temperature final
- T_{wi} = water temperature initial
- Δt = time interval
- I = solar irradiation (W/m²)
- A = area (m²)

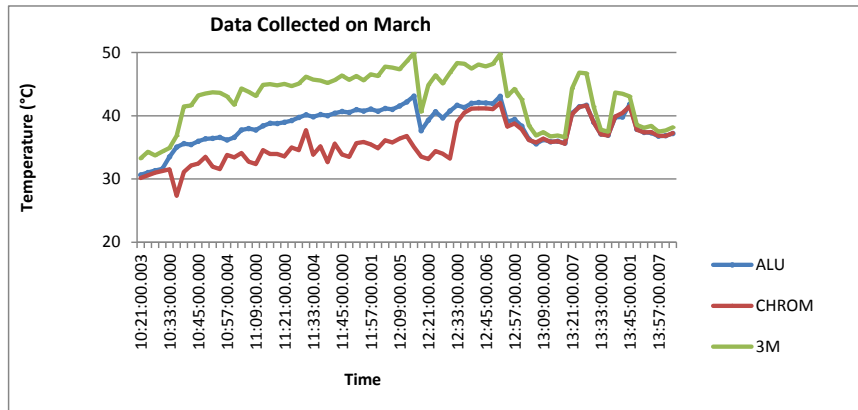


FIGURE 5. Sampling of data collected in March

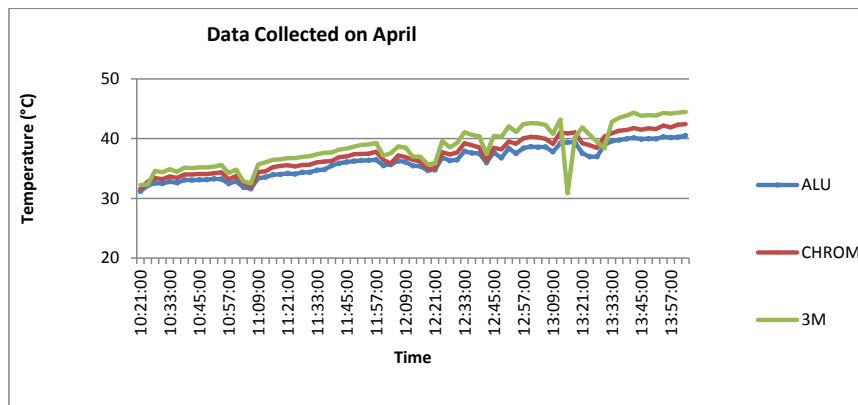


FIGURE 6. Sampling of data collected in April

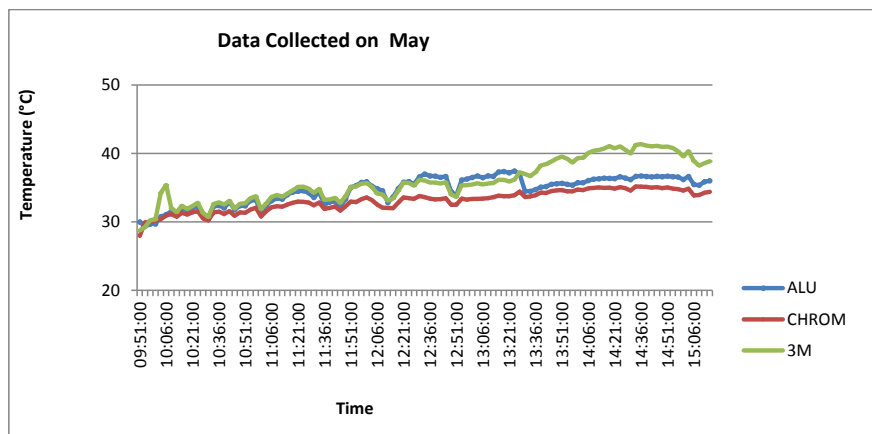


FIGURE 7. Sampling of data collected in May

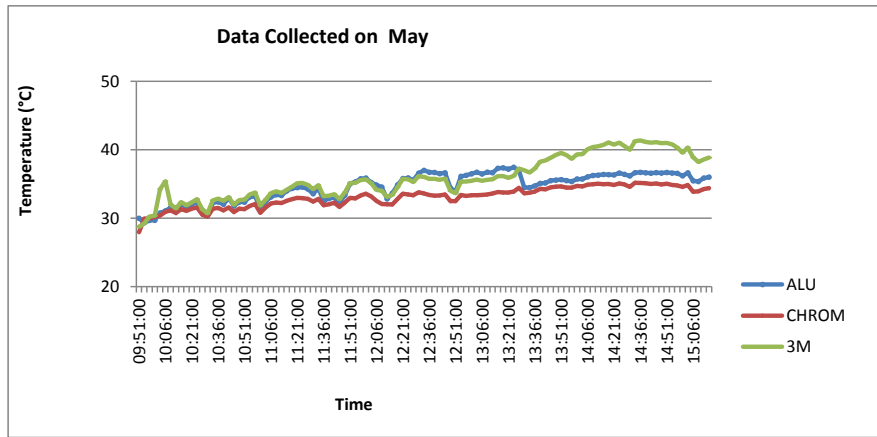


FIGURE 8. Sampling of data collected in June

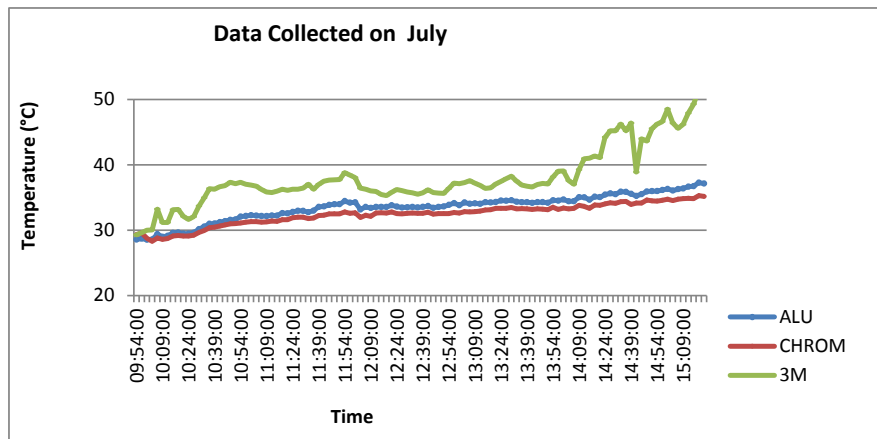


FIGURE 9. Sampling of data collected in July

TABLE 3. Comparison with previous work

Materials	Diameter Size (cm)	Average Temperature (°C)	Work done by
3M Aluminum	32	40	proposed
Aluminum	32	37	proposed
Chrome	32	35	proposed
3M Aluminum	46	42	Rafeeu et. al
3M Aluminum	50	45	Rafeeu et. al
Stainless Steel	45	39	Rafeeu et. al

The average temperature is high for 3M aluminum reflector compared to chrome, aluminum and stainless steel. Comparison with previous work done by (Rafeeu & Kadir 2012) as shown in Table 3, 3M material is still good reflector even though the dimension of solar dish concentrator is different with our proposed dimension. The average temperature of the reflector material is the highest recorded by 3M aluminum.

CONCLUSION

A 3M aluminum foil is a good reflector material than aluminum and chrome for this solar concentrator dish. This material is light and easy to use. Solar irradiation for any specific location can be measured using pyranometer. This method incurs lower cost and gives accurate results. This data can be used for other solar research applications.

ACKNOWLEDGEMENTS

The authors would like to thank Universiti Putra Malaysia for providing the research grant for this work.

REFERENCES

Aghil, S. Mir, H. H., Sopian, K. Sallehuddin, M. H., & Salem, H. Z. 2013. New formulation for the estimation monthly average daily solar irradiation for the tropics : a case study for peninsular Malaysia. *International Journal of Photoenergy* article ID 17467.

Ahmad, S., Kadir, M. Z. A. A. & Shafie, S. 2011. Current perspective of the renewable energy development in Malaysia. *Renewable and Sustainable Energy Reviews*, 15(2), 897-904.

- Azahari, A.W., Sopian K., Zaharim A., Al Ghoul M. 2008. A new approach for predicting solar radiation in tropical environment using satellite images - Case study of Malaysia”, *WSEAS Transactions on Environment and Development* 4 (4): 373-378.
- Bakos, G.C. & Antoniadis, Ch. 2013. Techno-economic appraisal of a dish/stirling solar power plant in Greece based on an innovative solar concentrator formed by elastic film. *Renewable Energy* (60): 446-453.
- Hamza, H., Ossama, M. & Osama E. 2016. Mechanical design of a low cost parabolic solar dish concentrator. *Alexandria Engineering Journal* (55):1-11.
- Kamaruddin, A. 2005. Renewable Energy Conversion and Utilization in ASEAN Countries *Energy* 30:119-128.
- Lidula, N.W.A., Mithulanathan, N. Ongsakul, W. Widjaya, C. & Henson. R. 2007. ASEAN towards clean and sustainable energy: Potentials, utilization and barriers. *Renewable Energy* (32):1441-1452.
- Ozturk, H.H. 2004. Experimental determination of energy and exergy efficiency of the solar parabolic-cooker. *Solar Energy*, 77(1):67-71.
- Rafeeu, Y. & Kadir M.Z.A.A. 2012. Thermal performance of parabolic concentrators under Malaysian environment: A case study. *Renewable and Sustainable Energy Reviews* (16):3826- 3835.
- Reddy, K. S. & Sendhill, K. N. 2009. Convection and surface radiation heat losses from modified cavity receiver of solar parabolic dish collector with two-stage concentration. *Heat and Mass Transfer*, 45(3): 363-373.
- Solangi, K. H., Islam, M. R., Saidur, R., Rahim, N. A. & Fayaz, H. 2011. A review on global solar energy policy. *Renewable and Sustainable Energy Reviews* 15(4): 2149-2163.
- Mohd Ali Mat Nong*
 Nor Mariah Adam
 Suraya Abdul Rashid
 Juraina Md Yusof
 Roslina Abdul Rashid
 Materials Processing and Technology Laboratory,
 Institute of Advanced Technology
 Universiti Putra Malaysia
 43400 Serdang Selangor, Malaysia
 Phone: +603-89467537
- *Corresponding author; email: mohd_alee@upm.edu.my
- Received Date: 27th April 2016
 Accepted Date: September 2016