

This document is confidential and is proprietary to the American Chemical Society and its authors. Do not copy or disclose without written permission. If you have received this item in error, notify the sender and delete all copies.

Inverse Electron-Demand [4+2]-Cycloadditions of Ynamides: Access to Novel Pyridine Scaffolds

Journal:	<i>Organic Letters</i>
Manuscript ID	ol-2016-00464s.R2
Manuscript Type:	Communication
Date Submitted by the Author:	17-Mar-2016
Complete List of Authors:	Duret, Guillaume; Université de Strasbourg, Laboratoire de Chimie Moleculaire Quinlan, Robert; Université de Strasbourg, Laboratoire de Chimie Moleculaire Martin, Rainer; F. Hoffmann-La Roche Ltd, Pharmaceuticals Division PRBD-CM Bisseret, Philippe; Université de Strasbourg, Laboratoire de Chimie Moleculaire Neuburger, Markus; University of Basel, Department of Chemistry Gandon, Vincent; Universite Paris-Sud, UMR 8182 Blanchard, Nicolas; Université de Strasbourg, Laboratoire de Chimie Moleculaire

SCHOLARONE™
Manuscripts

Inverse Electron-Demand [4+2]-Cycloadditions of Ynamides: Access to Novel Pyridine Scaffolds

Guillaume Duret,[†] Robert Quinlan,[†] Rainer E. Martin,[‡] Philippe Bissere,[†] Markus Neuburger,[§] Vincent Gandon,^{*†,¶} and Nicolas Blanchard^{*†}

[†] Laboratoire de Chimie Moléculaire, Université de Strasbourg, CNRS UMR 7509, ECPM, 25 rue Becquerel, 67087 Strasbourg, France

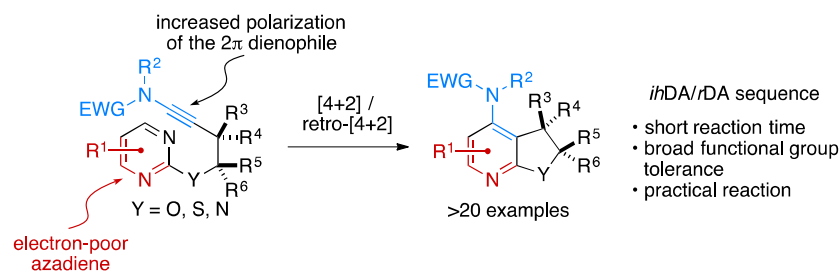
[‡] Medicinal Chemistry, Roche Pharma Research and Early Development (pRED), Roche Innovation Center Basel, F. Hoffmann-La Roche Ltd, Grenzacherstrasse 124, CH-4070 Basel, Switzerland

[§] Department of Chemistry, University of Basel, Spitalstrasse 51, CH-4056 Basel, Switzerland

[¶] Institut de Chimie Moléculaire et des Matériaux d'Orsay, CNRS UMR 8182, Univ. Paris-Sud, Université Paris-Saclay, bâtiment 420, 91405 Orsay cedex, France

[°] Institut de Chimie des Substances Naturelles, CNRS UPR 2301, Univ. Paris-Sud, Université Paris-Saclay, 1 av. de la Terrasse, 91198 Gif-sur-Yvette, France

Supporting Information Placeholder



ABSTRACT: Functionalized polycyclic aminopyridines are central to the chemical sciences, but their syntheses are still hampered by a number of shortcomings. These nitrogenated heterocycles can be efficiently prepared by an intramolecular inverse electron demand hetero Diels-Alder (*ihDA*) cycloaddition of ynamides to pyrimidines. This *ihDA/rDA* sequence is general in scope and affords expedient access to novel types of aminopyridinyl scaffolds that hold great promise in terms of exit vector patterns.

The efficient elaboration of polysubstituted pyridines has been the focus of numerous synthetic methods due to their importance for the chemical sciences in a broad sense.¹ In particular, aminopyridines² are valuable ligands, organocatalysts, and building blocks that hold great promise for the agrochemical and pharmaceutical industries with respect to their scaffold diversity and unique patterns of exit vectors.³ However, their *de novo* syntheses are still challenging to accomplish, although elegant recent progress has been made with the catalytic hydrodefluorination reactions of fluorinated pyridines.⁴

Inverse electron demand [4+2]-Diels-Alder cycloadditions (*ihDA*) of azines are enabling transformations that allow rapid access to pyridines.⁵ Quite surprisingly, ynamides have not yet been considered as 2 π components in *ihDA* cycloadditions with electron deficient azines, although these nitrogenated alkynes are known to be useful dienophiles in a variety of cycloadditions including [2+1]-, [2+2]-, [3+2]-, [4+2]-, [2+2+1]- and [2+2+2]-reactions.⁶ To the best of our knowledge, only two isolat-

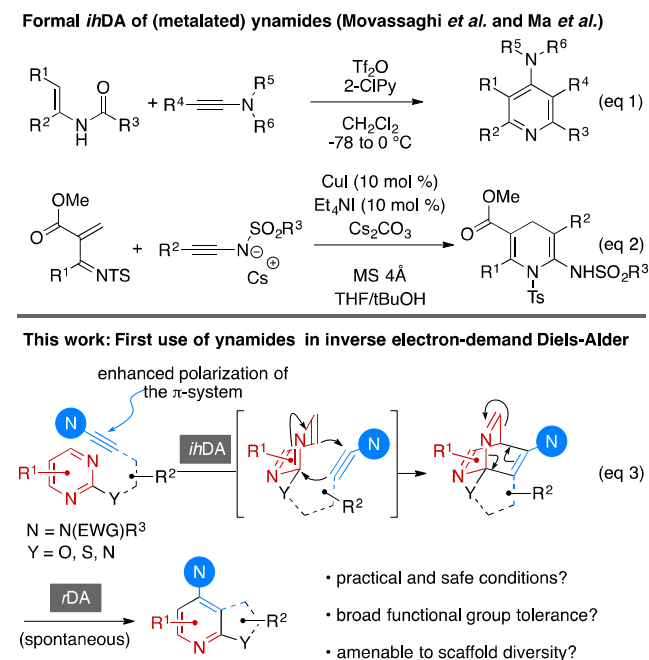
ed examples of formal *ihDA* of ynamides have been reported by Movassaghi *et al.*⁷ and Ma *et al.*⁸ (Scheme 1, eq 1 and 2) while the lack of reactivity of ynamides in silver-catalyzed *ihDA* with 1,2-diazines was reported by Kozmin, Rawal *et al.*⁹

Pyrimidines are among the less reactive electron-deficient azadienes in [4+2] reactions.⁵ Their cycloadditions spurred only a limited interest in the 1970s' and 80's, with Neunhoeffer *et al.*¹⁰ and van der Plas *et al.*^{5,11} demonstrating that the inter- and intramolecular *ihDA* of pyrimidines with terminal alkynes provide access to (fused) pyridines after a spontaneous retro-Diels-Alder (*rDA*). This *ihDA/rDA* sequence demonstrated a very limited scope but was occasionally used as the key step in the partial or total syntheses of naturally and/or biologically occurring products such as streptonigrin,¹² actinidine,¹³ the 4-aza analog of ramelteon,¹⁴ and some chain-breaking antioxidants.¹⁵

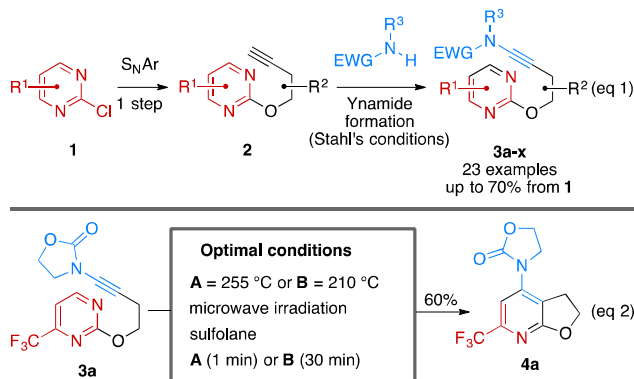
Based on these literature precedents, we hypothesized that the electronic tuning of the nitrogen atom of

the ynamide combined with the induced natural charges of the π -alkynyl system¹⁶ should confer to the ynamide the appropriate reactivity in an *ihDA/rDA* sequence with electron-deficient pyrimidines (Scheme 1, eq 3). Provided that high levels of reactivity, regioselectivity and functional group tolerance could be attained during this pericyclic sequence, this could represent a major step forward towards the development of a general route to polycyclic fused and/or spiro aminopyridines.

Scheme 1. Formal *ihDA* of ynamides (eq 1 and 2) and the proposed first use of ynamide in inverse electron-demand Diels-Alder (eq 3).



Scheme 2. Two-step synthesis of cycloaddition precursors **3a-x** (eq 1) and screening of optimal *ihDA/rDA* reaction conditions for **3a** (eq 2).



Synthesis of the ynamide cycloaddition precursors **3a-x** is straightforward and requires only 2 steps from 2-chloro-pyrimidines **1**, the latter being either commercially available or readily accessible by cross-coupling reactions from 2,4-dichloro-pyrimidine (Scheme 2, eq 1).¹⁷

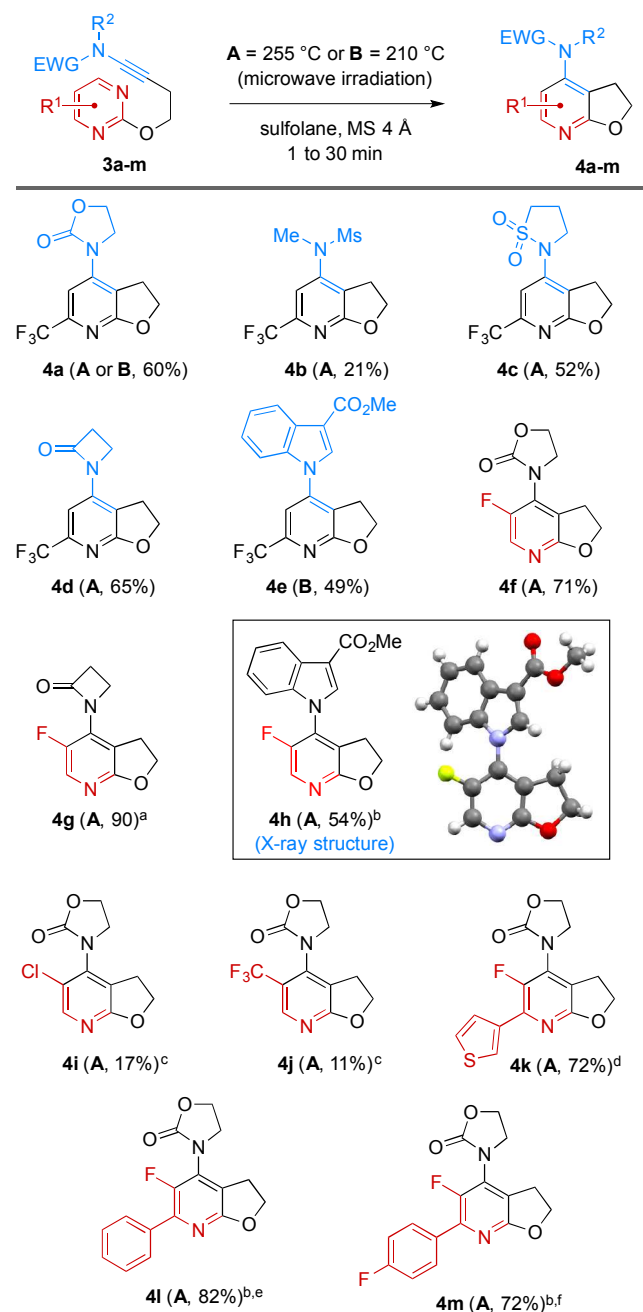
Nucleophilic aromatic substitution by homopropargylic sodium alkoxides led to a variety of alkynyl-pyrimidines **2**, that were further transformed into the corresponding ynamidyl-1,3-diazines **3a-x** by copper-mediated cross-couplings. The latter reaction required an extensive optimization due to the inherent coordination capacities of the 1,3-diazinyl motif to the copper species.¹⁸ It was finally found that the conditions described by Stahl *et al.*¹⁹ using CuCl_2 , cesium carbonate in DMSO at 70 °C under an oxygen atmosphere was the most general and efficient. Due to the electron-poor nature of its pyrimidinyl motif owing to the CF_3 substituent, ynamide **3a** was selected as a model system for the optimization of the *ihDA/rDA* sequence (Scheme 2, eq 2).¹⁷ It was quickly found that heating a solution of **3a** in sulfolane for a short time delivered **4a** as the sole product in 60% yield (conditions **A**: 255 °C, 1 min, conditions **B**: 210 °C, 30 min, microwave irradiation). It should also be noted that the cyanhydric acid eliminating during the *retro*-[4+2] step, spontaneously polymerizes to a non-toxic solid at high temperature^{11f,11g,20} that is very easily removed during workup. The choice of the solvent deserves a last comment. Although not often considered in academic laboratories, sulfolane is a cheap, thermally stable and highly dipolar aprotic solvent ($\mu = 4.68$ D) that is readily removed by aqueous washing. Furthermore, it possesses a much-reduced toxicity²¹ compared to the classical nitrobenzene¹¹ and is thus a perfect match for this [4+2] reaction.

The scope of the *ihDA/rDA* reaction of **3a-x** was examined next. As outlined in Scheme 3, various ynamides were evaluated besides **3a**, such as ynamides derived from acyclic or cyclic sulfonamides (**3b** and **3c**, respectively), azetidinone (**3d**) or 3-carbomethoxyindole (**3e**). Except for the acyclic sulfonamide **3b**, the yields of the corresponding 4-amino-2,3-dihydrofuro[2,3-*b*]pyridines **4a,c-e** were moderate to good after only 1 min at 255 °C. The functional group tolerance on the pyrimidine moiety of the cycloaddition precursors was explored next. In line with previous results,^{5,11} it was found that the *ihDA/rDA* sequence was sensitive to the steric hindrance at the 5-position of the pyrimidine **3**. A C5-fluorine atom is tolerated as can be seen in the corresponding cycloadducts **4f-h** (71%, 90% and 54% respectively), with the latter structure **4h** having been confirmed by X-ray crystallography.²² On the contrary, a dramatic decrease in yields is observed when ynamides **3** carry bulkier 5-Cl or 5- CF_3 substituents on the pyrimidine core as evidenced by examples **4i** and **4j** (17% and 11%). On the other hand, the 4-position of the pyrimidine could be substituted with a diversity of (hetero) aryl groups, leading to 6-substituted 2,3-dihydrofuro[2,3-*b*]pyridines **4k** (72%) and **4l, 4m** (82% and 72%). In the latter three cases, the *rDA* step did not follow a unique path and elimination of the corresponding 3-cyanothiophene, 4-fluorobenzonitrile and benzonitrile was observed, thus leading to **4f** as a minor product (**4k/4f** = 95:5, **4l/4f** = 82:18 and **4m/4f** = 85:15).

The influence of the linker between the 1,3-diazine and the ynamide was also studied (Scheme 4). In contrast with the two-carbon chain tether (**3a**→**4a**) (60%), the corresponding three- ($n = 1$) and four-carbon ($n = 2$)

tethers did not lead to any productive *ihDA/rDA* reaction (**4n**, **4o**).²³

Scheme 3. *ihDA/rDA* of ynamides **3a-m**.

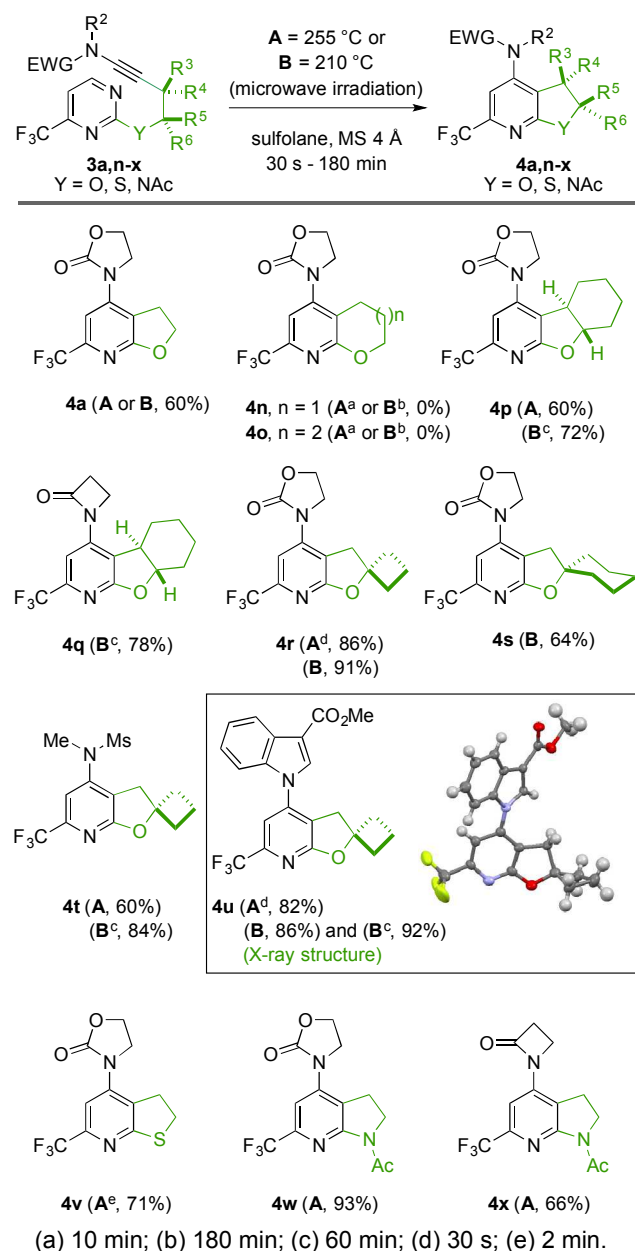


(a) 2 min; (b) 10 min; (c) NMR yields using an internal standard; (d) Ratio **4k/4f** = 95:5 by ¹⁹F NMR, see text; (e) Ratio **4l/4f** = 82:18 by ¹⁹F NMR, see text; (f) Ratio **4m/4f** = 85:15 by ¹⁹F NMR, see text.

On the other hand, the use of cyclic linkers led to a range of unique cycloadducts. Fused- and spiro-tricyclic pyridines such as **4p-u** were obtained in good to excellent yields after very short reaction times. As anticipated, the *ihDA/rDA* sequence was favored by cyclic tethers that entropically favor the cyclisation.^{11a,24,25} This reactivity enhancement is quite obvious in three series, differing

only by the nature of the ynamide. In the oxazolidinone-derived ynamides series, adding a cyclic tether such as a fused-*trans*-cyclohexyl to **3a** increases the yields of the cycloadducts (**4a** vs **4p**).

Scheme 4. *ihDA/rDA* of ynamides **3a,n-u**.



This increase in yield is even greater with the spiro-cyclobutyl tether as can be seen for the oxazolidinone-derived ynamides (**4a** vs **4r**), the sulfonamide- (**4b** vs **4t**) and the indole-derived ynamide series (**4e** vs **4u**).²² Finally, extension of this *ihDA/rDA* sequence to 2-thio and 2-*N*-acetylpyrimidines **3v** and **3w**, **3x** (respectively) was briefly investigated (Scheme 4). Good to excellent yields of the corresponding cycloadducts **4v**, **4w** and **4x** were obtained after 1 to 2 min (method **A**), thus highlighting the versatility of this method for the preparation of 4-amino

pyridines possessing various fused oxygen-, sulfur- and nitrogen-containing heterocycles.

In summary, we have developed an efficient route to structurally diverse polycyclic fused- and spiro-aminopyridines through the first inverse electron demand hetero Diels-Alder cycloadditions of ynamides. This reaction is practical to set up and calls for a rapid heating under microwave irradiation in an underutilized solvent, sulfolane. These exciting results open new avenues for the previously unknown inverse-electron-demand hetero Diels-Alder cycloadditions of ynamides, both in intramolecular and intermolecular fashion.

ASSOCIATED CONTENT

Supporting Information

Full experimental procedures, spectroscopic characterizations, copies of NMR and crystallographic data for **4h** and **4u** are reported in the Supporting Information. This material is available free of charge via the Internet at <http://pubs.acs.org>.

AUTHOR INFORMATION

Corresponding Author

*E-mail: vincent.gandon@u-psud.fr

*E-mail: n.blanchard@unistra.fr

Author Contributions

All authors have given approval to the final version of the manuscript.

ACKNOWLEDGMENT

The authors thank the Université de Strasbourg, the CNRS, the Université Paris-Sud, the Université Paris-Saclay and the Région Alsace. We are grateful to Dr. Didier Le Nouën (Université de Haute-Alsace) for his NMR expertise and to Sophie Brogly (Hoffmann-La Roche Ltd) for HRMS analysis. VG thanks IUF.

REFERENCES

- For selected recent reviews, see: (a) Allais, C.; Grassot, J.-M.; Rodriguez, J.; Constantieux, T. *Chem. Rev.* **2014**, *114*, 10829. (b) Bull, J. A.; Mousseau, J. J.; G. Pelletier, G.; Charette, A. B. *Chem. Rev.*, **2012**, *112*, 2642.; For recent contributions, see: (c) Fier, P. S.; Hartwig, J. F. *Science*, **2013**, *342*, 956. (d) Loy, N. S. Y.; Singh, A.; Xu, X.; C.-M. Park, C.-M. *Angew. Chem. Int. Ed.*, **2013**, *52*, 2212. (e) Y. Fujiwara, Y.; Dixon, J. A.; O'Hara, F.; Funder, E. D.; Dixon, D. D.; Rodriguez, R. A.; Baxter, R. D.; Herle, B.; Sach, N.; Collins, M. R.; Ishihara, Y.; Baran, P. S. *Nature*, **2012**, *492*, 95. (f) Chen, M. Z.; Micalizio, G. C. *J. Am. Chem. Soc.*, **2012**, *134*, 1352. (g) Ji, Y.; Brueckl, T.; Baxter, R. D.; Fujiwara, Y.; Seiple, I. B.; Su, S.; Blackmond, D. G.; Baran, P. S. *Proc. Natl. Acad. Sci. U.S.A.*, **2011**, *108*, 14411.
- (a) Mittal, N.; Lippert, K. M.; De, C. K.; Klauber, E. G.; Emge, T. J.; Schreiner, P. R.; Seidel, D. *J. Am. Chem. Soc.*, **2015**, *137*, 5748. (b) Dias Pires, M. J.; Poeira, D. L.; Marques, M. M. B. *Eur. J. Org. Chem.*, **2015**, 7197. (c) De Rycke, N.; Couty, F.; David, O. R. P. *Chem. Eur. J.*, **2011**, *17*, 12852.
- (a) Brown, N. *Scaffold Hopping in Medicinal Chemistry*, Wiley-VCH Verlag GmbH & Co. KGaA, Weinheim, **2013**. (b) Hajduk, P. J.; Galloway, W. R. J. D.; Spring, D. R. *Nature*, **2011**, *470*, 42; (c) Galloway, W. R. J. D.; Isidro-Llobet, A.; Spring, D. R. *Nat. Commun.*, **2010**, *1*, 80; (d) Tan, D. S. *Nat. Chem. Biol.*, **2005**, *1*, 74.
- (a) McKay, D.; Riddlestone, I. M.; Macgregor, S. A.; Mahon, M. F.; Whittlesey, M. K. *ACS Catalysis*, **2015**, *5*, 776. (b) Podolan, G.; Jungk, D. Lentz, Zimmer, R.; Reissig, H.-U. *Adv. Synth. Catal.*, **2015**, *357*, 3215. (c) Podolan, G.; Lentz, D.; Reissig, H.-U. *Angew. Chem. Int. Ed.*, **2013**, *52*, 9491.
- (a) Foster, R. A. A.; Willis, M. C. *Chem. Soc. Rev.*, **2013**, *42*, 63. (b) van der Plas, H. C. in *Advances in Heterocyclic Chemistry*, Vol. 84 (Ed.: Katritzky, R. A.), Academic Press, **2003**, pp. 31; (c) van der Plas, H. C. *Chem. Heterocycl. Compd.*, **1994**, *30*, 1427. (d) Boger, D. L. *Chem. Rev.*, **1986**, *86*, 781; (e) Boger, D. L. *Tetrahedron*, **1983**, *39*, 2869. (f) For a DFT analysis of azadienes *ihDA*, see: Yang, Y.-F.; Liang, Y.; Liu, F.; Houk, K. N. *J. Am. Chem. Soc.* **2016**, *138*, 1660. (g) Talbot, A.; Devarajan, D.; Gustafson, S. J.; Fernández, I.; Bickelhaupt, F. M.; Ess, D. H. *J. Org. Chem.*, **2015**, *80*, 548. (h) Hayden, A. E.; Houk, K. N. *J. Am. Chem. Soc.*, **2009**, *131*, 4084.
- (a) Wang, X.-N.; Yeom, H.-S.; Fang, L.-C.; He, S.; Ma, Z.-X.; Kedrowski, B. L.; Hsung, R. P. *Acc. Chem. Res.*, **2014**, *47*, 560. (b) Evano, G.; Coste, A.; Jouvin, K. *Angew. Chem. Int. Ed.*, **2010**, *49*, 2840. (c) DeKorver, K. A.; Li, H.; Lohse, A. G.; Hayashi, R.; Lu, Z.; Zhang, Y.; Hsung, R. P. *Chem. Rev.*, **2010**, *110*, 5064.
- (a) M. Movassaghi, M.; Hill, M. D.; Ahmad, O. K. *J. Am. Chem. Soc.*, **2007**, *129*, 10096. (b) Wezeman, T.; Zhong, S.; Nieger, M.; Bräse, S. *Angew. Chem. Int. Ed.* **2016**, *55*, 3823.
- Yan, X.; Ling, F.; Zhang, Y.; Ma, C. *Org. Lett.*, **2015**, *17*, 3536.
- Türkmen, Y. E.; Montavon, T. J.; Kozmin, S. A.; Rawal, V. H. *J. Am. Chem. Soc.*, **2012**, *134*, 9062.
- (a) Neunhoeffer, H.; Lehmann, B. *Liebigs Ann. Chem.*, **1975**, 1113; (b) Neunhoeffer H.; Werner, G. *Liebigs Ann. Chem.*, **1974**, 1190.
- (a) Frissen, A. E.; Marcelis, A. T. M.; Geurtsen, G.; de Bie, D. A.; van der Plas, H. C. *Tetrahedron*, **1989**, *45*, 5151. (b) Frissen, A. E.; Marcelis, A. T. M.; van der Plas, H. C. *Tetrahedron*, **1989**, *45*, 803. (c) Frissen, A. E.; Marcelis, A. T. M.; van der Plas, H. C. *Tetrahedron Lett.*, **1987**, *28*, 1589. (d) Marcelis, A. T. M.; van der Plas, H. C. *J. Org. Chem.*, **1986**, *51*, 67. (e) Charushin, V. N.; van der Plas, H. C. *Tetrahedron Lett.*, **1982**, *23*, 3965. (f) Martin, R. E.; Lenz, M.; Alzieu, T.; Aebi, J. D.; Forzy, L. *Tetrahedron Lett.* **2013**, *54*, 6703. (g) Martin, R. E.; Morawitz, F.; Kuratli, C.; Alker, A. M.; Alanine, A. I. *Eur. J. Org. Chem.*, **2012**, 47.
- Martin, J. C. *J. Heterocycl. Chem.*, **1980**, *17*, 1111.
- Davies, L. B.; Greenberg, S. G.; Sammes, P. G. *J. Chem. Soc., Perkin Trans. 1*, **1981**, 1909.
- Koike, T.; Hoashi, Y.; Takai, T.; Uchikawa, O. *Tetrahedron Lett.*, **2011**, *52*, 3009.
- Wijtmans, M.; Pratt, D. A.; Brinkhorst, J.; Serwa, R.; Valgimigli, L.; Pedulli, G. F.; Porter, N. A. *J. Org. Chem.*, **2004**, *69*, 9215.
- Hentz, A.; Retailleau, P.; Gandon, V.; Cariou, K.; Dodd, R. H. *Angew. Chem. Int. Ed.*, **2014**, *53*, 8333.
- See Supporting Information for details.
- Jouvin K.; Evano, G. in *Copper-Mediated Cross-Coupling Reactions* (Eds.: Evano G.; Blanchard, N.), John Wiley & Sons, Inc., Hoboken, **2013**, pp. 187.
- Hamada, T.; Ye, X.; Stahl, S. S. *J. Am. Chem. Soc.*, **2008**, *130*, 833.
- (a) de la Fuente, J. L.; Ruiz-Bermejo, M.; Nna-Mvondo, D.; Minard, R. D. *Polym. Degrad. Stab.*, **2014**, *110*, 241. (b) He, C.; Lin, G.; Upton, K. T.; Imanaka, H.; Smith, M. A. *J. Phys. Chem. A*, **2012**, *116*, 4751.
- Tilstam, U. *Org. Process Res. Dev.*, **2012**, *16*, 1273.

- 1
2
3
4
5
6
7
8
9
-
- 10
11
12
13
14
15
16
17
18
19
20
21
22
23
24
25
26
27
28
29
30
31
32
33
34
35
36
37
38
39
40
41
42
43
44
45
46
47
48
49
50
51
52
53
54
55
56
57
58
59
60
- 22 CCDC 1411129 (**4h**) and 1437398 (**4u**) contain the supplementary crystallographic data for this paper. These data are provided free of charge by The Cambridge Crystallographic Data Centre.
- 23 The sequence does not even proceed at 285 °C for 10 min, this could be attributed to an unfavorable conformational bias for the cycloaddition step and will be addressed in future DFT investigations.
- 24 For an earlier example involving a *gem*-dinitrile, see: (a) Frissen, A. E.; Marcelis, A. T. M.; Geurtsen, G.; de Bie, D. A.; van der Plas, H. C. *Recl. Trav. Chim. Pays-Bas*, **1987**, *106*, 547; (b) Frissen, A. E.; Marcelis, A. T. M.; Melger, W. C.; van der Plas, H. C. *Tetrahedron*, **1989**, *45*, 6891.
- 25 Jung, M. E.; Piizzi, G. *Chem. Rev.*, **2005**, *105*, 1735.