

Manganese-Catalyzed Aerobic Heterocoupling of Aryl Grignard Reagents

Ghalesahi, Hajar Golshahi; Antonacci, Giuseppe; Madsen, Robert

Published in:
European Journal of Organic Chemistry

Link to article, DOI:
[10.1002/ejoc.201700007](https://doi.org/10.1002/ejoc.201700007)

Publication date:
2017

Document Version
Peer reviewed version

[Link back to DTU Orbit](#)

Citation (APA):
Ghalesahi, H. G., Antonacci, G., & Madsen, R. (2017). Manganese-Catalyzed Aerobic Heterocoupling of Aryl Grignard Reagents. *European Journal of Organic Chemistry*, 2017(10), 1331-1336. DOI: 10.1002/ejoc.201700007

DTU Library

Technical Information Center of Denmark

General rights

Copyright and moral rights for the publications made accessible in the public portal are retained by the authors and/or other copyright owners and it is a condition of accessing publications that users recognise and abide by the legal requirements associated with these rights.

- Users may download and print one copy of any publication from the public portal for the purpose of private study or research.
- You may not further distribute the material or use it for any profit-making activity or commercial gain
- You may freely distribute the URL identifying the publication in the public portal

If you believe that this document breaches copyright please contact us providing details, and we will remove access to the work immediately and investigate your claim.

Manganese-Catalyzed Aerobic Heterocoupling of Aryl Grignard Reagents

Hajar Golshahi Ghalesahi,^[a] Giuseppe Antonacci,^[a] and Robert Madsen*^[a]

Abstract: An improved protocol has been developed for the MnCl_2 -catalyzed cross coupling of two arylmagnesium bromides under an atmosphere of dioxygen. The reaction is achieved with a 2:1 ratio between the Grignard reagents and 20% of MnCl_2 . Very good yields of the heterocoupling product can be obtained when the limiting Grignard reagent undergoes very little homocoupling under the reaction conditions. Arylmagnesium bromides with *p*-methoxy, *p*-dimethylamino, *p*-fluoro and *p*-chloro substituents were shown to give high yields in the cross coupling with a variety of substituted aryl Grignard reagents. Heterocyclic Grignard reagents, on the other hand, were less effective substrates for the transformation due to a rapid homocoupling with these reagents.

Introduction

The biaryl structural motif is an important subunit in many pharmaceuticals, agrochemicals, conducting materials and natural products.^[1] The synthesis of biaryl compounds can be performed by a metal-catalyzed cross coupling reaction between aryl halides and various arylmetal (or –boron) species.^[1b,c] An important alternative is the oxidative coupling of two arylmetal compounds^[2] where the reaction with Grignard reagents is particularly attractive due to the ease of their formation. The oxidative homocoupling of organomagnesium halides has been described with a range of different catalysts and stoichiometric oxidants. This includes iron, copper, cobalt, manganese, nickel and ruthenium catalysts with dioxygen, a diaziridinone and a 1,2-dihaloethane as the terminal oxidizing agents.^[3] In addition, several organocatalysts have been employed as electron acceptors in the presence of dioxygen as the equimolar oxidant.^[4] A number of stoichiometric reagents have also been presented for the homocoupling of arylmagnesium halides where a catalyst is not necessary.^[5]

On the contrary, the corresponding cross coupling of two different Grignard reagents has only received little attention. In 2009, the aerobic heterocoupling was investigated with CoCl_2 as the catalyst, but the reaction gave mostly statistical mixtures of products and only with a 2:1 ratio between the Grignard reagents was it possible to obtain around 60% yield of the desired coupling product.^[6] In the same year, the $\text{MnCl}_2 \cdot 2\text{LiCl}$ -catalyzed cross coupling of two Grignard reagents was studied

and in this case 59 – 81% yield was obtained with 2.5 equiv. of one Grignard reagent.^[7] It was noted that electron rich Grignard reagents reacted faster than electron poor species and the electronic factor may be used to influence the selectivity for the heterocoupling product. The reactions were conducted with 70%^[8] of the manganese catalyst in THF solution at 0 °C under an atmosphere of dioxygen and a total of 8 biaryl compounds were prepared in this way.^[7] In all cases, an electron rich Grignard reagent was employed as one of the coupling partners. The mechanism was recently investigated by DFT calculations and a manganese(II) – (IV) cycle was proposed through the sequence $\text{R}_2\text{Mn(II)} \rightarrow \text{R}_2\text{Mn(IV)(O}_2) \rightarrow \text{R-R} + \text{Mn(II)(O}_2) \rightarrow \text{R}_2\text{Mn(II)}$.^[9] The formation of organomanganese species from organomagnesium halides and MnCl_2 has been investigated earlier and complete conversion is observed upon mixing the reagents in THF solution.^[10]

We have previously studied the reactivity of Grignard reagents^[11] and used MnCl_2 as a catalyst for a radical-mediated C-C coupling reaction.^[12] We speculated that the manganese-catalyzed aerobic coupling of Grignard reagents could be improved and applied to a wider variety of substrates. It should be possible to use a lower amount of the manganese catalyst and to obtain a higher yield of the heterocoupling product. Herein, we describe our optimized procedure for the MnCl_2 -catalyzed aerobic cross coupling of aryl Grignard reagents.

Results and Discussion

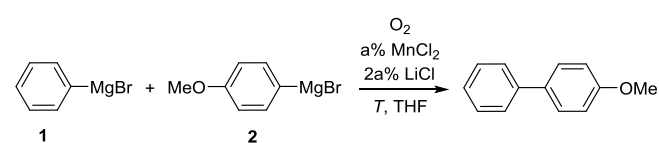
Phenyl- and *p*-methoxyphenylmagnesium bromide were selected as the two Grignard reagents for the initial experiments. THF was employed as the solvent since MnCl_2 is soluble in this solution in the presence of LiCl. On the contrary, MnCl_2 is not soluble in Et_2O resulting in a very slow transmetalation with organomagnesium halides in Et_2O .^[10] The conditions for the heterocoupling involve mixing of the components at -5 °C, stirring for 5 min and then allowing a flow of dioxygen to pass through the solution.^[7] Under these conditions we obtained a 67% GC yield of 4-methoxybiphenyl (Table 1, Entry 1) while 80% was reported in the earlier study.^[7] The yield did not change by using the corresponding chlorides of the Grignard reagents while a slightly lower yield was obtained with dry air instead of dioxygen. With 20% of the manganese catalyst the yield of 4-methoxybiphenyl dropped to a mere 40% (Entry 2). However, stirring the mixture for more than 5 min and at a lower temperature before the addition of dioxygen turned out to have a significant impact on the outcome (Entries 3–5). No reaction occurred before the addition of dioxygen, but the color of the mixture changed from yellow to green by stirring for 10 – 20 min after mixing the reactants. With the longer mixing time and a lower temperature the heterocoupling yield could now be

[a] Department of Chemistry, Technical University of Denmark, 2800 Kgs. Lyngby, Denmark
E-mail: rm@kemi.dtu.dk
<http://www.kemi.dtu.dk>

Supporting information for this article is given via a link at the end of the document.

improved to 96%. This also made it possible to use a lower amount of the catalyst where essentially the same results were obtained with 50%, 30% and 20% of MnCl_2 while 10% of MnCl_2 gave a moderate yield due to incomplete conversion of the starting materials (Entries 6–10). In addition, the ratio between the two Grignard reagents could be lowered to 2:1 which gave the same result as with the 2.5:1 ratio. The reaction mixture turned black during the addition of dioxygen and a side reaction presumably involves oxidation of manganese(II) to higher valent and inactive species which would explain the need for 20% of MnCl_2 . A control experiment revealed that no reaction occurred when MnCl_2 was replaced with MnO_2 . As a result, our modified procedure for the heterocoupling employs 20% of MnCl_2 and stirring the reactants at -10°C for at least 20 min before the addition of dioxygen.

Table 1. Optimization of the MnCl_2 -catalyzed aerobic cross coupling.



Entry	1:2	Mixing time of 1 and 2 [min]	a	T [°C]	Yield [%] ^[a]
1	2.5:1	5	70	-5	67 ^[b]
2	2.5:1	5	20	-5	40
3	2.5:1	10	70	-5	86
4	2.5:1	20	70	-5	88
5	2.5:1	20	70	-15	96
6	2:1	20	70	-10	96
7	2:1	20	50	-10	96
8	2:1	20	30	-10	95
9	2:1	20	20	-10	95
10	2:1	20	10	-10	57

[a] GC yield. [b] 8% of 4,4'-dimethoxybiphenyl was also obtained.

Under these conditions a 95% yield of 4-methoxybiphenyl was obtained with a 2:1 ratio of the two Grignard reagents (Table 1, Entry 9). Clearly, the two starting materials do not react to give a pure statistical mixture of the homo- and heterocoupling products which would only result in 67% of 4-methoxybiphenyl. The explanation came by monitoring the coupling during the first 6 min by withdrawing samples and quenching with iodine. This showed that *p*-methoxyphenylmagnesium bromide undergoes very little homocoupling while the homocoupling of phenylmagnesium bromide and the desired heterocoupling occur to approximately the same degree (Figure 1). Consequently, the heterocoupling may afford a very high yield when the limiting Grignard reagent, on which the yield is based,

does not homocouple under the reaction conditions. This was noticed in Table 1, Entries 3 - 9 where only 2 - 3% of 4,4'-dimethoxybiphenyl was formed. If the reactants are not allowed to stir for 20 min before the addition of dioxygen, the amount of 4,4'-dimethoxybiphenyl increases, which was observed in Table 1, Entry 1 and also reported in the earlier study.^[7]

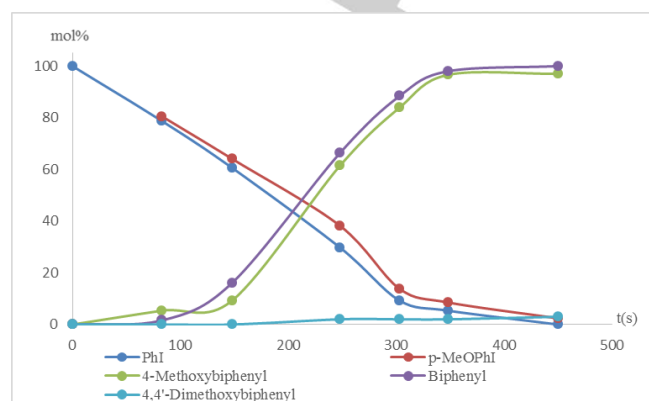
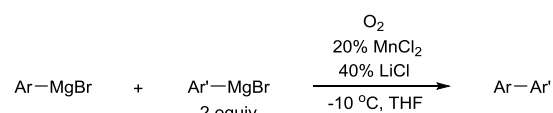


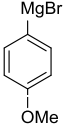
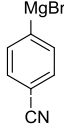
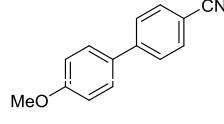
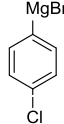
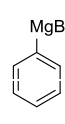
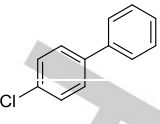
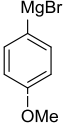
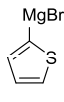
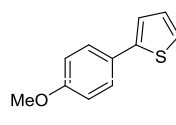
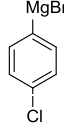
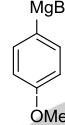
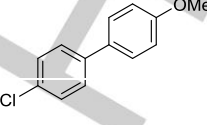
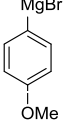
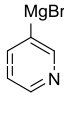
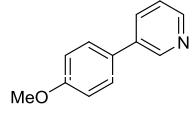
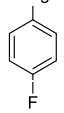
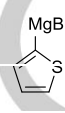
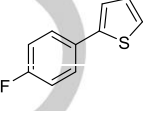
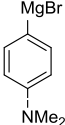
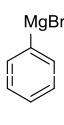
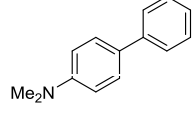
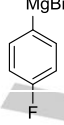
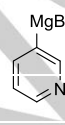
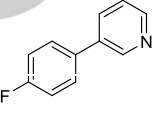
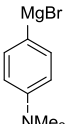
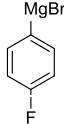
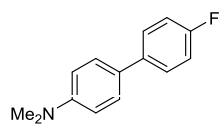
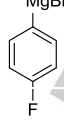
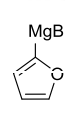
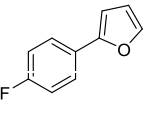
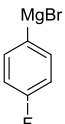
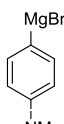
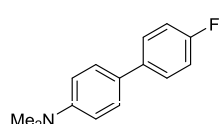
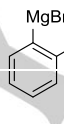
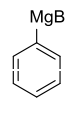
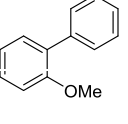
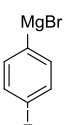
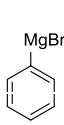
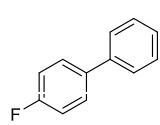
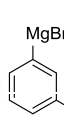
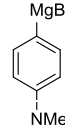
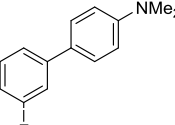
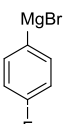
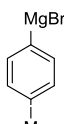
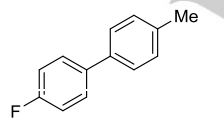
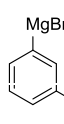
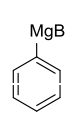
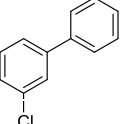
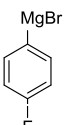
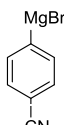
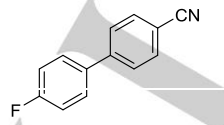
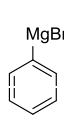
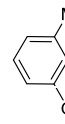
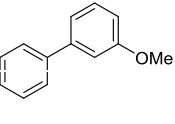
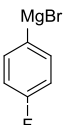
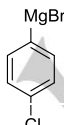
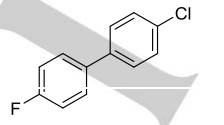
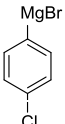
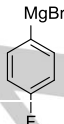
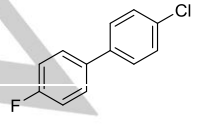
Figure 1. Progress of coupling reaction.

With the modified protocol in hand the scope of the aerobic cross coupling could now be explored in further detail (Table 2). 4-Methoxybiphenyl was isolated in 91% yield from the coupling between phenyl- and *p*-methoxyphenylmagnesium bromide under the optimized conditions (Entry 1). A similar yield was obtained when *p*-methoxyphenylmagnesium bromide was reacted with *p*-dimethylaminophenyl- and *p*-cyanophenylmagnesium bromide (Entries 2 and 3). The coupling with 2-thienyl- and 3-pyridylmagnesium bromide, on the other hand, gave lower yields (Entries 4 – 5), which is presumably due to the very fast homocoupling of these two heterocyclic Grignard reagents.

Table 2. Aerobic cross coupling of different Grignard reagents.



Entry	Ar-MgBr	Ar'-MgBr	Ar-Ar'	Yield [%] ^[a]
1				91
2				91

3				89	14				81
4				65	15				87
5				56	16				51
6				99	17				50
7				98 ^[b]	18				70 ^[c]
8				90	19				70
9				83 ^[c]	20				85
10				82 ^[c]	21				64
11				81	22				76
12				84 ^[c]					
13				79 ^[c]					

[a] Isolated yield. [b] GC yield. [c] Yield based on NMR since isolated product not completely pure.

p-Dimethylaminophenylmagnesium bromide is also a Grignard reagents that undergoes very little homocoupling under the reaction conditions. As a result, very high yields could be obtained in the heterocoupling with phenyl- and *p*-fluorophenylmagnesium bromide (Entries 6 and 7). During the latter experiment it was discovered that the *para*-fluoro reagent reacted faster in the heterocoupling than in the homocoupling. Consequently, it should be possible to use Grignard reagents

with electron-withdrawing groups as the limiting agent and still obtain a good yield in the cross coupling. Reversing the two coupling partners in Entry 7 gave only a slightly lower yield (Entry 8). Coupling of *p*-fluorophenylmagnesium bromide with phenyl-, *p*-tolyl-, *p*-cyanophenyl- and *p*-chlorophenylmagnesium bromide gave the corresponding biphenyl products in similar yields (Entries 9 – 12). Reversing the Grignard reagents in the last experiment led to only a small decrease in the yield (Entry 13) showing that *p*-chlorophenylmagnesium bromide also reacts slower in the homocoupling than in the heterocoupling. This was confirmed by reacting *p*-chlorophenylmagnesium bromide with phenylmagnesium bromide to give 4-chlorobiphenyl in 81% yield (Entry 14). The same reaction with *p*-methoxyphenylmagnesium bromide increased the yield to 87% due to the slow homocoupling of the latter (Entry 15). Coupling of *p*-fluorophenylmagnesium bromide with several heterocyclic Grignard reagents led to moderate yields (Entries 16 – 18), which is presumably caused by the rapid homocoupling of these heterocyclic reagents as noted above.

Grignard reagents with *ortho* and *meta* substituents could also be used in the cross coupling. The reaction between *o*-methoxyphenylmagnesium bromide and phenylmagnesium bromide afforded the product in 70% yield (Entry 19) while the transformation with several *meta*-substituted reagents gave moderate to good yields (Entries 20 – 22). The lower yield with the *ortho*-substituted substrate in Entry 19 illustrates the influence of steric effects when compared with the *para* reagent in Entry 1.

Conclusions

In summary, we have developed an improved protocol for the MnCl_2 -catalyzed aerobic cross coupling of arylmagnesium halides. It is important to allow the two Grignard reagents to react with MnCl_2 before the addition of dioxygen since the subsequent oxidative coupling is a very fast reaction. Under these conditions high yields could be obtained in a number of cases with a 2:1 ratio between the Grignard reagents and 20% of MnCl_2 . The successful cross couplings were achieved when the limiting arylmagnesium halide show only little inclination to undergo a competing self-coupling. Very little homocoupling was observed with *p*-methoxy- and *p*-dimethylaminophenylmagnesium bromide while relatively little homocoupling occurred with *p*-fluoro- and *p*-chlorophenylmagnesium bromide. The successful coupling of Grignard reagents with electron-withdrawing substituents constitutes a new development for this transformation. Heterocyclic Grignard reagents, on the other hand, were not good coupling partners since the self-coupling with these reagents is a fast reaction.

Experimental Section

General: Gas chromatography was performed on a Shimadzu GCMS-QP2010S instrument fitted with an Equity 5, 30 m \times 0.25 mm \times 0.25 μm

column. Flash column chromatography separations were performed on silica gel 60 (40 – 63 μm). NMR spectra were recorded on a Bruker Ascend 400 spectrometer. Chemical shifts were measured relative to the signals of residual CHCl_3 ($\delta_{\text{H}} = 7.26$ ppm) and CDCl_3 ($\delta_{\text{C}} = 77.16$ ppm). HRMS measurements were made using ESI with TOF detection.

Grignard reagents: The heterocyclic Grignard reagents and *p*-cyanophenylmagnesium bromide were prepared from the corresponding bromides and magnesium in THF while the remaining reagents were purchased from commercial suppliers. All Grignard reagents were titrated with a 0.06 M solution of I_2 in Et_2O to determine the concentration: phenylmagnesium bromide (1.5 M in 2-methyltetrahydrofuran), *p*-methoxyphenylmagnesium bromide (0.6 M in THF), *p*-dimethylaminophenylmagnesium bromide (0.3 M in THF), *p*-cyanophenylmagnesium bromide (0.5 M in THF), 2-thienylmagnesium bromide (1.2 M in THF), 3-pyridylmagnesium bromide (0.5 M in THF), *p*-fluorophenylmagnesium bromide (0.5 M in THF), *p*-tolylmagnesium bromide (0.3 M in Et_2O), *p*-chlorophenylmagnesium bromide (0.5 M in Et_2O), 2-furylmagnesium bromide (0.2 M in THF), *o*-methoxyphenylmagnesium bromide (0.6 M in THF), *m*-fluorophenylmagnesium bromide (0.6 M in THF), *m*-chlorophenylmagnesium bromide (0.3 M in THF), and *m*-methoxyphenylmagnesium bromide (0.6 M in THF).

General Procedure for Aerobic Heterocoupling of Two Grignard Reagents:

A dry three-neck round-bottom flask was equipped with a stir bar, a thermometer and a nitrogen inlet. The flask was flushed with nitrogen and charged with MnCl_2 (51 mg, 0.405 mmol), LiCl (37 mg, 0.873 mmol) and dry THF (3 mL). The mixture was stirred for about 10 min to completely dissolve MnCl_2 and LiCl followed by cooling to -10 $^\circ\text{C}$. A solution of the Grignard reagent in excess (4 mmol) was added dropwise over 4 min and the mixture was then stirred for an additional 2 min before dropwise addition of the limiting Grignard reagent (2 mmol) over 4 min. The mixture was stirred for 20 – 30 min after which time the nitrogen flow was stopped and a balloon of dioxygen was connected through a septum with a needle. A continuous flow of dioxygen was allowed into the reaction flask for 10 min which caused the temperature to rise to $+10$ – $+20$ $^\circ\text{C}$ and the color to change to black. Decane (0.4 mL, 2 mmol) was then injected as an internal standard for determining the yield by GC and the reaction was quenched with saturated ammonium chloride solution (10 mL). The mixture was extracted with EtOAc (2 \times 10 mL) and the combined organic layers were concentrated and the residue purified by flash column chromatography.

4-Methoxy-1,1'-biphenyl:^[7] Table 1 and Table 2, Entry 1. Purified by flash chromatography (heptane/ EtOAc , 99:1) to afford a white solid. ^1H NMR (400 MHz, CDCl_3): $\delta = 3.86$ (s, 3H), 6.99 (d, $J = 8.8$ Hz, 2 H), 7.31 (t, $J = 7.8$ Hz, 1 H), 7.42 (dd, $J = 8.5, 6.9$ Hz, 2 H), 7.55 (t, $J = 8.2$ Hz, 4 H) ppm. ^{13}C NMR (100 MHz, CDCl_3): $\delta = 55.2, 114.0, 126.5, 128.0, 128.5, 133.6, 140.7, 159.0$ ppm. MS: $m/z = 184.10$ [M^+].

4'-Methoxy-*N,N*-dimethyl-[1,1'-biphenyl]-4-amine:^[13] Table 2, Entry 2. Purified by flash chromatography (heptane/ EtOAc , 10:1) to afford a white solid. ^1H NMR (400 MHz, CDCl_3): $\delta = 2.99$ (s, 6 H), 3.85 (s, 3 H), 6.83 (d, $J = 8.3$ Hz, 2 H), 6.96 (d, $J = 8.3$ Hz, 2 H), 7.48 (t, $J = 9.0$ Hz, 4 H) ppm. ^{13}C NMR (100 MHz, CDCl_3): $\delta = 40.7, 55.2, 113.0, 113.9, 127.2, 127.2, 133.7, 149.1, 158.1$ ppm. MS: $m/z = 227.00$ [M^+].

4'-Methoxy-[1,1'-biphenyl]-4-carbonitrile:^[14] Table 2, Entry 3. Purified by flash chromatography (heptane/ EtOAc , 98:2) to yield a yellow solid. ^1H NMR (400 MHz, CDCl_3): $\delta = 3.86$ (s, 3 H), 7.00 (d, $J = 8.8$ Hz, 2 H), 7.54 (d, $J = 8.8$ Hz, 2 H), 7.74–7.61 (m, 4 H) ppm. ^{13}C NMR (100 MHz, CDCl_3): $\delta = 55.8, 110.5, 115.0, 119.5, 127.5, 128.8, 131.9, 133.0, 145.6, 160.6$ ppm. MS: $m/z = 209.00$ [M^+].

2-(4-Methoxyphenyl)thiophene:^[7] Table 2, Entry 4. Purified by flash chromatography (pentane) to give a white solid. ^1H NMR (400 MHz,

CDCl₃): δ = 3.84 (s, 3 H), 6.92 (d, J = 8.8 Hz, 2 H), 7.06 (dd, J = 5.1, 3.6 Hz, 1 H), 7.17–7.23 (m, 2 H), 7.54 (d, J = 8.8 Hz, 2 H) ppm. ¹³C NMR (100 MHz, CDCl₃): δ = 55.8, 114.7, 122.5, 124.3, 127.7, 128.4, 144.8, 159.6 ppm. MS: m/z = 189.95 [M⁺].

3-(4-Methoxyphenyl)pyridine:^[15] Table 2, Entry 5. Purified by flash chromatography (heptane/EtOAc, 3:1) to afford a white solid. ¹H NMR (400 MHz, CDCl₃): δ = 3.86 (s, 3 H), 7.02 (d, J = 8.8 Hz, 2 H), 7.37 (dd, J = 8.0, 4.8 Hz, 1 H), 7.52 (d, J = 8.8 Hz, 2 H), 7.73–7.97 (m, 1 H), 8.54 (dd, J = 5.0, 1.5 Hz, 1 H), 8.82 (d, J = 2.4 Hz, 1 H) ppm. ¹³C NMR (100 MHz, CDCl₃): δ = 55.9, 115.1, 124.2, 128.7, 130.4, 134.8, 137.0, 147.8, 160.3 ppm. MS: m/z = 185.00 [M⁺].

N,N-Dimethyl-[1,1'-biphenyl]-4-amine:^[13] Table 2, Entry 6. Purified by flash chromatography (heptane/EtOAc, 10:1) to furnish a white solid. ¹H NMR (400 MHz, CDCl₃): δ = 3.04 (s, 6 H), 6.87 (d, J = 8.3 Hz, 2 H), 7.32 (t, J = 7.4 Hz, 1 H), 7.46 (t, J = 7.6 Hz, 2 H), 7.58 (d, J = 8.4 Hz, 2 H), 7.63 (d, J = 7.6 Hz, 2 H) ppm. ¹³C NMR (100 MHz, CDCl₃): δ = 41.1, 113.3, 126.4, 126.7, 128.2, 129.1, 129.8, 141.6, 150.3 ppm. MS: m/z = 197.15 [M⁺].

4'-Fluoro-N,N-dimethyl-[1,1'-biphenyl]-4-amine: Table 2, Entries 7 and 8. Purified by flash chromatography (heptane/EtOAc, 3:1) to yield a pink solid. ¹H NMR (400 MHz, CDCl₃): δ = 3.01 (s, 6 H), 6.84 (d, J = 8.4 Hz, 2 H), 7.09 (t, J = 8.7 Hz, 2 H), 7.55–7.42 (m, 4 H) ppm. ¹³C NMR (100 MHz, CDCl₃): δ = 41.2, 113.5, 115.9 (d, J = 21 Hz), 128.2 (d, J = 7 Hz), 128.2, 137.8 (d, J = 3 Hz), 150.2, 160.8, 162.1 (d, J = 244 Hz) ppm. HRMS: calcd. for C₁₄H₁₅FN [M + H]⁺ 216.1188, found 216.1183.

4-Fluoro-1,1'-biphenyl:^[16] Table 2, Entry 9. Purified by flash chromatography (pentane) to furnish a white solid which contains small amounts of 1,1'-biphenyl and 4,4'-difluoro-1,1'-biphenyl. ¹H NMR (400 MHz, CDCl₃): δ = 7.19 (td, J = 8.7, 4.1 Hz, 2 H), 7.42 (td, J = 7.1, 1.7 Hz, 1 H), 7.57–7.47 (m, 2 H), 7.61 (td, J = 5.8, 1.8 Hz, 4 H) ppm. ¹³C NMR (100 MHz, CDCl₃): δ = 116.0 (d, J = 21 Hz), 127.7, 128.9 (d, J = 8 Hz), 129.2, 129.3, 136.8 (d, J = 3 Hz), 140.7, 162.6 (d, J = 254 Hz) ppm. MS: m/z = 172.10 [M⁺].

4-Fluoro-4'-methyl-1,1'-biphenyl:^[17] Table 2, Entry 10. Purified by flash chromatography (pentane) to give a white solid which contains a small amount of 4,4'-dimethyl-1,1'-biphenyl. ¹H NMR (400 MHz, CDCl₃): δ = 2.22 (s, 3 H), 6.94 (td, J = 8.7, 2.9 Hz, 2 H), 7.07 (dd, J = 8.2, 1.9 Hz, 2 H), 7.21–7.43 (m, 4 H) ppm. ¹³C NMR (100 MHz, CDCl₃): δ = 21.5, 116.0 (d, J = 21 Hz), 127.3, 128.9 (d, J = 9.0 Hz), 130.0, 137.5, 137.7 (d, J = 2.0 Hz), 137.8, 162.7 (d, J = 244 Hz) ppm. MS: m/z = 185.95 [M⁺].

4'-Fluoro-[1,1'-biphenyl]-4-carbonitrile:^[17] Table 2, Entry 11. Purified by flash chromatography (heptane/EtOAc, 98:2) to give a yellow solid. ¹H NMR (400 MHz, CDCl₃): δ = 7.17 (t, J = 8.6 Hz, 2 H), 7.56 (dd, J = 8.8, 5.2 Hz, 2 H), 7.64 (d, J = 8.4 Hz, 2 H), 7.72 (d, J = 8.6 Hz, 2 H) ppm. ¹³C NMR (100 MHz, CDCl₃): δ = 111.1, 116.3 (d, J = 21 Hz), 119.0, 127.7, 129.1 (d, J = 8 Hz), 132.8, 135.4, 144.8, 163.4 (d, J = 247 Hz) ppm. MS: m/z = 196.95 [M⁺].

4-Chloro-4'-fluoro-1,1'-biphenyl:^[16] Table 2, Entries 12 and 13. Purified by flash chromatography (pentane) to afford a white solid which contains a small amount of 4,4'-dichloro-1,1'-biphenyl. ¹H NMR (400 MHz, CDCl₃): δ = 7.13 (td, J = 8.8, 2.7 Hz, 2 H), 7.35–7.53 (m, 6 H) ppm. ¹³C NMR (100 MHz, CDCl₃): δ = 116.2 (d, J = 22 Hz), 128.7, 129.0 (d, J = 8 Hz), 129.4, 133.9, 136.6 (d, J = 4 Hz), 139.1, 163.1 (d, J = 245 Hz) ppm. MS: m/z = 206.10 [M⁺].

4-Chloro-1,1'-biphenyl:^[18] Table 2, Entry 14. Purified by flash chromatography (pentane) to give a white solid. ¹H NMR (400 MHz, CDCl₃): δ = 7.58–7.48 (m, 4 H), 7.48–7.33 (m, 5 H) ppm. ¹³C NMR (100 MHz, CDCl₃): δ = 127.5, 128.5, 128.9, 129.3, 133.8, 140.1, 140.5 ppm. MS: m/z = 188.05 [M⁺].

4-Chloro-4'-methoxy-1,1'-biphenyl:^[18] Table 2, Entry 15. Purified by flash chromatography (heptane/EtOAc, 98:2) to afford a white solid. ¹H NMR (400 MHz, CDCl₃): δ = 3.86 (s, 3 H), 6.98 (d, J = 8.8 Hz, 2 H), 7.38 (d, J = 8.6 Hz, 2 H), 7.44–7.55 (m, 4 H) ppm. ¹³C NMR (100 MHz, CDCl₃): δ = 55.8, 114.8, 128.4, 128.5, 129.3, 132.9, 133.1, 139.7, 159.8 ppm. MS: m/z = 218.05 [M⁺].

2-(4-Fluorophenyl)thiophene:^[15] Table 2, Entry 16. Purified by flash chromatography (pentane) to yield a white solid. ¹H NMR (400 MHz, CDCl₃): δ = 7.06–7.17 (m, 2 H), 7.24–7.31 (m, 2 H), 7.47–7.54 (m, 2 H), 7.59 (dd, J = 8.8, 5.2 Hz, 1 H) ppm. ¹³C NMR (100 MHz, CDCl₃): δ = 115.5 (d, J = 21 Hz), 122.9, 124.6, 127.9, 128.4 (d, J = 9.0 Hz), 136.2, 143.1, 162.2 (d, J = 258 Hz) ppm. MS: m/z = 165.95 [M⁺].

3-(4-Fluorophenyl)pyridine:^[17] Table 2, Entry 17. Purified by flash chromatography (heptane/EtOAc, 4:1) to yield a yellow liquid. ¹H NMR (400 MHz, CDCl₃): δ = 7.14 (t, J = 8.7 Hz, 2 H), 7.34 (ddd, J = 7.9, 4.8, 0.8 Hz, 1 H), 7.51 (dd, J = 8.9, 5.2 Hz, 2 H), 7.81 (ddd, J = 7.9, 2.4, 1.6 Hz, 1 H), 8.56 (dd, J = 4.8, 1.6 Hz, 1 H), 8.78 (dd, J = 2.4, 0.9 Hz, 1 H) ppm. ¹³C NMR (100 MHz, CDCl₃): δ = 116.2 (d, J = 21 Hz), 123.7, 128.9 (d, J = 8 Hz), 134.0 (d, J = 3 Hz), 134.4, 135.8, 148.1, 148.5, 163.0 (d, J = 248 Hz) ppm. MS: m/z = 173.0 [M⁺].

2-(4-Fluorophenyl)furan:^[19] Table 2, Entry 18. Purified by flash chromatography (pentane) to furnish a white solid which contains a small amount of 4,4'-difluoro-1,1'-biphenyl. ¹H NMR (400 MHz, CDCl₃): δ = 6.41–6.69 (m, 1 H), 6.96–7.21 (m, 2 H), 7.49 (dd, J = 8.8, 5.2 Hz, 2 H), 7.64 (dd, J = 8.9, 5.3 Hz, 2 H) ppm. ¹³C NMR (100 MHz, CDCl₃): δ = 105.1, 112.1, 116.1 (d, J = 21 Hz), 127.7 (d, J = 3 Hz), 129.0 (d, J = 8 Hz), 142.5, 153.6, 162.9 (d, J = 244 Hz) ppm. MS: m/z = 162.05 [M⁺].

2-Methoxy-1,1'-biphenyl:^[16] Table 2, Entry 19. Purified by flash chromatography (heptane/EtOAc, 99:1) to yield a white solid. ¹H NMR (400 MHz, CDCl₃): δ = 3.94 (s, 3 H), 7.14 (dd, J = 8.8, 3.4 Hz, 1 H), 7.21 (ddt, J = 10.3, 5.9, 2.0 Hz, 1 H), 7.51 (tdd, J = 9.6, 4.8, 2.0 Hz, 3 H), 7.57–7.62 (m, 2 H), 7.70–7.77 (m, 2 H) ppm. ¹³C NMR (100 MHz, CDCl₃): δ = 55.2, 111.0, 120.6, 126.6, 127.7, 128.4, 129.3, 130.5, 130.6, 138.3, 156.2 ppm. MS: m/z = 184.10 [M⁺].

3'-Fluoro-N,N-dimethyl-[1,1'-biphenyl]-4-amine: Table 2, Entry 20. Purified by flash chromatography (heptane/EtOAc, 20:1) to afford a light yellow solid. ¹H NMR (400 MHz, CDCl₃): δ = 3.32 (s, 6 H), 7.12 (d, J = 8.4 Hz, 2 H), 7.57 (d, J = 10.2 Hz, 1 H), 7.66 (s, 2 H), 7.73–7.93 (m, 3 H) ppm. ¹³C NMR (100 MHz, CDCl₃): δ = 40.4, 112.6 (d, J = 21 Hz), 112.6 (d, J = 21 Hz), 121.6 (d, J = 2 Hz), 127.5, 127.7, 129.0, 129.8 (d, J = 9 Hz), 143.3 (d, J = 8 Hz), 163.1 (d, J = 244.8 Hz) ppm. HRMS: calcd. for C₁₄H₁₅FN [M + H]⁺ 216.1188, found 216.1183.

3-Chloro-1,1'-biphenyl:^[20] Table 2, Entry 21. Purified by flash chromatography (heptane/EtOAc, 99:1) to give a yellow liquid. ¹H NMR (400 MHz, CDCl₃): δ = 7.33–7.45 (m, 3 H), 7.46–7.53 (m, 3 H), 7.56–7.69 (m, 3 H) ppm. ¹³C NMR (100 MHz, CDCl₃): δ = 125.1, 126.9, 127.1, 127.7, 128.7, 129.8, 134.4, 139.6, 142.9 ppm. MS: m/z = 188.05 [M⁺].

3-Methoxy-1,1'-biphenyl:^[16] Table 2, Entry 22. Purified by flash chromatography (heptane/EtOAc, 99:1) to afford a yellow solid. ¹H NMR (400 MHz, CDCl₃): δ = 3.98 (s, 3 H), 7.08 (dd, J = 8.2, 1.1 Hz, 1 H), 7.31–7.43 (m, 2 H), 7.52 (tt, J = 6.5, 1.2 Hz, 2 H), 7.57–7.67 (m, 2 H), 7.74–7.84 (m, 2 H) ppm. ¹³C NMR (100 MHz, CDCl₃): δ = 55.5, 113.0, 113.3, 120.0, 127.5, 127.8, 129.1, 130.1, 141.4, 143.1, 160.3 ppm. MS: m/z = 184.09 [M⁺].

Acknowledgements

We thank the Danish Council for Independent Research – Technology and Production Sciences for financial support.

Keywords: Cross-coupling • Grignard reagent • Homogeneous catalysis • Manganese • Oxygen

- [1] a) S. Jeanmart, A. J. F. Edmunds, C. Lamberth, M. Pouliot, *Bioorg. Med. Chem.* **2016**, *24*, 317-341. b) G. Marzano, C. V. Ciasca, F. Babudri, G. Bianchi, A. Pellegrino, R. Po, G. M. Farinola, *Eur. J. Org. Chem.* **2014**, 6583-6614. c) J. Magano, J. R. Dunetz, *Chem. Rev.* **2011**, *111*, 2177-2250. d) G. Bringmann, T. Gulder, T. A. M. Gulder, M. Breuning, *Chem. Rev.* **2011**, *111*, 563-639.
- [2] C. Liu, H. Zhang, W. Shi, A. Lei, *Chem. Rev.* **2011**, *111*, 1780-1824.
- [3] a) Y. Zhu, T. Xiong, W. Han, Y. Shi, *Org. Lett.* **2014**, *16*, 6144-6147; b) A. P. I. Bhat, F. Inam, B. R. Bhat, *Eur. J. Org. Chem.* **2013**, 7139-7144; c) G. Kiefer, L. Jeanbourquin, K. Severin, *Angew. Chem.* **2013**, *125*, 6422-6425; *Angew. Chem. Int. Ed.* **2013**, *52*, 6302-6305; d) S.-K. Hua, Q.-P. Hu, J. Ren, B.-B. Zeng, *Synthesis* **2013**, 518-526; e) P. I. Aparna, B. R. Bhat, *J. Mol. Catal. A: Chem.* **2012**, *358*, 73-78; f) Z. Zhou, W. Xue, *J. Organomet. Chem.* **2009**, *694*, 599-603; g) W. Liu, A. Lei, *Tetrahedron Lett.* **2008**, *49*, 610-613; h) G. Cahiez, A. Moyeux, J. Buendia, C. Duplais, *J. Am. Chem. Soc.* **2007**, *129*, 13788-13789; i) G. Cahiez, C. Chaboche, F. Mahuteau-Betzer, M. Ahr, *Org. Lett.* **2005**, *7*, 1943-1946; j) T. Nagano, T. Hayashi, *Org. Lett.* **2005**, *7*, 491-493.
- [4] a) T. Amaya, R. Suzuki, T. Hirao, *Chem. Commun.* **2016**, *52*, 7790-7793; b) T. Korenaga, K. Nitatori, H. Muraoka, S. Ogawa, K. Shimada, *Org. Lett.* **2015**, *17*, 5500-5503; c) M.S. Maji, T. Pfeifer, A. Studer, *Angew. Chem.* **2008**, *120*, 9690-9692; *Angew. Chem. Int. Ed.* **2008**, *47*, 9547-9550.
- [5] a) Y. Moglie, E. Mascaró, F. Nador, C. Vitale, G. Radivoy, *Synth. Commun.* **2008**, *38*, 3861-3874; b) A. Krasovskiy, A. Tishkov, V. del Amo, H. Mayr, P. Knochel, *Angew. Chem.* **2006**, *118*, 5132-5136; *Angew. Chem. Int. Ed.* **2006**, *45*, 5010-5014; c) A. Inoue, K. Kitagawa, H. Shinokubo, K. Oshima, *Tetrahedron* **2000**, *56*, 9601-9605; d) J.-W. Cheng, F.-T. Luo, *Tetrahedron Lett.* **1988**, *29*, 1293-1294.
- [6] M. Mayer, W. M. Czaplak, A. J. von Wangelin, *Synlett* **2009**, 2919-2923.
- [7] G. Cahiez, C. Duplais, J. Buendia, *Angew. Chem.* **2009**, *121*, 6859-6862; *Angew. Chem. Int. Ed.* **2009**, *48*, 6731-6734.
- [8] In reference 7 the amount of MnCl₂•2LiCl is reported as 20%, but according to the supporting information the percentage is calculated from the Grignard reagent in excess (2.5 equiv.) and not from the limiting agent (1 equiv.). As a result, it is more appropriate to list the amount as 70% since the yields are also based on the limiting Grignard reagent.
- [9] A. Bottoni, G. Cahiez, M. Calvaresi, A. Moyeux, P. Giacinto, G. P. Miscione, *J. Organomet. Chem.* **2016**, *814*, 25-34.
- [10] G. Cahiez, C. Duplais, J. Buendia, *Chem. Rev.* **2009**, *109*, 1434-1476.
- [11] a) S. H. Christensen, T. Holm, R. Madsen, *Tetrahedron* **2014**, *70*, 4942-4946; b) S. H. Christensen, T. Holm, R. Madsen, *Tetrahedron* **2014**, *70*, 1478-1483; c) G. Osztrovsky, T. Holm, R. Madsen, *Org. Biomol. Chem.* **2010**, *8*, 3402-3404.
- [12] A. Sølvhøj, A. Ahlburg, R. Madsen, *Chem. Eur. J.* **2015**, *21*, 16272-16279.
- [13] Q. Wu, R. Jin, C. Kang, W. Chen, Z. Bian, X. Ma, J. Ding, H. Guo, X. Qiu, L. Gao, *Chem. Res. Chin. Univ.* **2016**, *32*, 55-61.
- [14] J. J. Hirner, S. A. Blum, *Organometallics* **2011**, *30*, 1299-1302.
- [15] M. Feuerstein, H. Doucet, M. Santelli, *J. Organomet. Chem.* **2003**, *687*, 327-336.
- [16] J. Mao, Q. Hua, G. Xie, J. Guo, Z. Yao, D. Shi, S. Ji, *Adv. Synth. Catal.* **2009**, *351*, 635-641.
- [17] L. Ning, L. Chun, Z. Zilin, *J. Organomet. Chem.* **2011**, *696*, 2641-2647.
- [18] F.-Y. Tsai, B.-N. Lin, M.-J. Chen, C.-Y. Mou, S.-T. Liu, *Tetrahedron* **2007**, *63*, 4304-4309.
- [19] L. Zhi, H. Zhang, Z. Yang, W. Liu, B. Wang, *Chem. Commun.* **2016**, *52*, 6431-6434.
- [20] L. Emmanuvel, A. Sudalai, *ARKIVOC* **2007**, (14), 126-133.

Entry for the Table of Contents (Please choose one layout)

Layout 1:

FULL PAPER

Text for Table of Contents

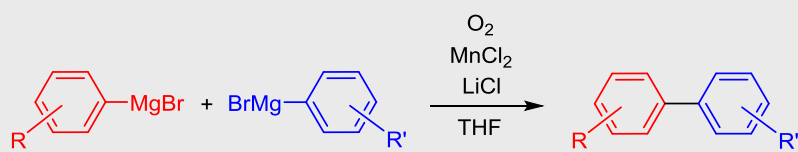
((Insert TOC Graphic here: max. width: 5.5 cm; max. height: 5.0 cm; NOTE: the final letter height should not be less than 2 mm.))

Key Topic**Author(s), Corresponding Author(s)****Page No. – Page No.****Title**

*one or two words that highlight the emphasis of the paper or the field of the study

Layout 2:

FULL PAPER



Oxidative cross coupling of Grignard reagents can be achieved in good yield for a number of substituted arylmagnesium bromides where the competing homocoupling is a slow reaction

Cross Coupling*Hajar Golshahi Ghaleshahi, Giuseppe Antonacci, Robert Madsen****Page No. – Page No.****Manganese-Catalyzed Aerobic Heterocoupling of Aryl Grignard Reagents**

*one or two words that highlight the emphasis of the paper or the field of the study