

Technical University of Denmark



Simultaneous measurement of temperature and humidity with microstructured polymer optical fiber Bragg gratings

Woyessa, Getinet; Pedersen, Jens Kristian Mølgaard; Fasano, Andrea; Nielsen, Kristian; Markos, Christos; Rasmussen, Henrik K.; Bang, Ole

Published in:
25th International Conference on Optical Fiber Sensors

Link to article, DOI:
[10.1117/12.2265884](https://doi.org/10.1117/12.2265884)

Publication date:
2017

Document Version
Publisher's PDF, also known as Version of record

[Link back to DTU Orbit](#)

Citation (APA):
Woyessa, G., Pedersen, J. K. M., Fasano, A., Nielsen, K., Markos, C., Rasmussen, H. K., & Bang, O. (2017). Simultaneous measurement of temperature and humidity with microstructured polymer optical fiber Bragg gratings. In Y. Chung, W. Jin, B. Lee, J. Canning, K. Nakamura, & L. Yuan (Eds.), 25th International Conference on Optical Fiber Sensors (Vol. 10323). [103234T] SPIE - International Society for Optical Engineering. DOI: 10.1117/12.2265884

DTU Library
Technical Information Center of Denmark

General rights

Copyright and moral rights for the publications made accessible in the public portal are retained by the authors and/or other copyright owners and it is a condition of accessing publications that users recognise and abide by the legal requirements associated with these rights.

- Users may download and print one copy of any publication from the public portal for the purpose of private study or research.
- You may not further distribute the material or use it for any profit-making activity or commercial gain
- You may freely distribute the URL identifying the publication in the public portal

If you believe that this document breaches copyright please contact us providing details, and we will remove access to the work immediately and investigate your claim.

Simultaneous measurement of temperature and humidity with microstructured polymer optical fiber Bragg gratings

Getinet Woyessa^{*1}, Jens Kristian Mølgaard Pedersen¹, Andrea Fasano², Kristian Nielsen¹, Christos Markos¹, Henrik Koblitz Rasmussen², Ole Bang¹

¹DTU Fotonik, Department of Photonics Engineering, Technical University of Denmark, DK-2800 Kgs. Lyngby, Denmark; ²DTU Mekanik Department of Mechanical Engineering, Technical University of Denmark, DK-2800 Kgs. Lyngby, Denmark

ABSTRACT

A microstructured polymer optical fiber (mPOF) Bragg grating sensor system for the simultaneous measurement of temperature and relative humidity (RH) has been developed and characterized. The sensing head is based on two in-line fiber Bragg gratings recorded in a mPOF. The sensor system has a root mean square deviation of 1.04 % RH and 0.8 °C in the range 10 to 90% RH and 20 to 80 °C. The proposed sensor system is easy to fabricate, cheap and compact.

Keywords: Polymer waveguides, fiber Bragg gratings, fiber optics sensors, humidity, temperature

1. INTRODUCTION

The interest in polymer optical fiber (POF) sensors is steadily increasing because of their low processing temperature, high flexibility in bending, high fracture toughness, ease of handling and non-brittle nature, which are properties that glass fibers do not have^{1,2}. In addition, POFs have a high elastic strain limit with low Young's modulus and are biocompatible, which makes them advantageous for fiber Bragg grating (FBG) based strain and bio-sensing applications³⁻⁸. Some polymers, such as PMMA, are humidity sensitive and strongly absorb water⁹, while other polymers, for instance TOPAS and Zeonex, are insensitive to humidity¹⁰⁻¹². Exploiting such unique and intrinsic properties of POFs, researchers in this area have developed different single parameter POFBG sensors such as strain, temperature, humidity, pressure and soon¹³⁻¹⁷. Only little work has been done in the development of multi-parameter POFBG sensors. For instance, Zhang, C. et al developed simultaneous measurement of temperature and humidity using cascaded silica and PMMA FBGs¹⁸. Despite this sensor system provided a well-conditioned response, there was a potential problem of limited mechanical stability due to the fact that the silica and PMMA fibers were glued together. In addition, the glue could not withstand relatively high temperature and humidity which limited the range of operation of the sensor. Bhowmik, K. et al demonstrated a sensing configuration for simultaneous measurement of strain and temperature with enhanced intrinsic sensitivity based on a fiber Bragg grating (FBG) pair with one grating being inscribed in the etched and the other in unetched polymer fiber region¹⁹. Here we demonstrate the first simultaneous measurement of temperature and humidity using microstructured polymer optical fiber Bragg gratings. The sensing device is purely made of polymer materials.

2. FIBER FABRICATION

The mPOF was fabricated in-house at DTU Fotonik. The polymeric materials used for fiber fabrication are ZEONEX 480R produced by ZEON CORPORATION²⁰ and commercial PMMA from NORDISK PLAST A/S²¹. First a ZEONEX 480R cane was fabricated as described in reference 12. The Zeonex cane was sleeved with a Zeonex tube which was then sleeved with a PMMA tube, forming an over cladding, and finally drawn to a fiber of an average diameter 150 μm . The diameter of the Zeonex portion is 100 μm , whereas the over cladding PMMA thickness is 25 μm . The core diameter of the fiber is 8 μm and the hole to pitch ratio is 0.42 ensuring that the fiber is endlessly single mode^{22,23}. A microscope image of the Zeonex-PMMA mPOF end facet is shown in Fig. 1.

*gewoy@fotonik.dtu.dk




Figure 1. Optical microscope image of the fabricated Zeonex-PMMA mPOF

3. SENSOR FABRICATION

First, one end of a 50 cm long piece of the fabricated fiber was connectorized²⁴. From the other end, in the first five centimeters of the fiber the PMMA over cladding was etched out by using acetone, so that only Zeonex was left in this section. In the section composed only of Zeonex, four centimeters far from the end of the fiber an FBG (FBG1) was inscribed and the Bragg wavelength was at 865.62 nm. The FBG was then annealed at 90 °C in a conventional oven for three hours and blue shifted to 847.79 nm. After annealing two centimeters far from FBG1 a second FBG (FBG2) was inscribed in the section where PMMA was not etched out and the Bragg wavelength of this grating was at 866.11 nm. The grating inscription technique and the configuration setup used in this work were described in reference 25. The two FBGs then annealed together in an environmental climate chamber (CLIMACELL, MMM group) for 24 hours at 85 °C and 90 % RH for a stable operation of the sensor¹⁵. The new Bragg wavelengths for FBG1 and FBG2 after annealing were found to be 841.21 nm and 855.32 nm, respectively.

4. SENSOR CALIBRATION

The calibration of the sensor was made in a climate chamber. A supercontinuum source (SuperK Compact, NKT Photonics) was used as the broadband light source and spectrometer (CCS175-Compact Spectrometer, Thorlabs) was used to continuously track and record the grating during the experiment in the climate chamber. First, relative humidity measurement was made in the range 10-90 % RH at 50 °C. Figure 2(a) shows that the humidity responses of both FBG1 and FBG2 at 50 °C. Temperature measurement was done following the RH measurement in the range 20-80 °C at 50 % RH. Figure 2(b) shows that the temperature responses of both FBG1 and FBG2 at 50 % RH.

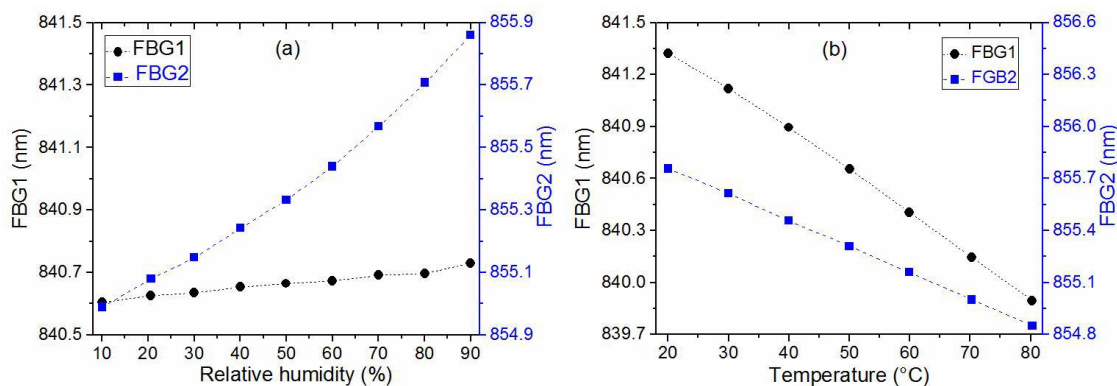


Figure 2. (a) Measured humidity response of FBG1 and FBG2 at 50 °C. (b) Measured temperature response of FBG1 and FBG2 at 50 %RH.

5. ERROR ANALYSIS

A suitable model for the responses of the two FBGs, including the nonlinear RH-response of FBG2, is

$$\Delta\lambda_1 = \alpha_1\Delta T + \beta_1\Delta H \quad (1)$$

$$\Delta\lambda_2 = \alpha_2\Delta T + \beta_2\Delta H + \gamma_2\Delta H^2 \quad (2)$$

where $\Delta\lambda_1$ and $\Delta\lambda_2$ are the net wavelength changes of FBG1 and FBG2, respectively. By combining (1) and (2) we arrive at the following expression for the change in relative humidity

$$\Delta H = \frac{-b + \sqrt{b^2 - 4ac}}{2a} \quad (3)$$

where,

$$a = \frac{\alpha_1}{\alpha_2} \gamma_2, \quad b = \frac{\alpha_1}{\alpha_2} \beta_2 - \beta_1, \quad c = \Delta\lambda_1 - \frac{\alpha_1}{\alpha_2} \Delta\lambda_2$$

Thus, once the coefficients $\alpha_{1,2}, \beta_{1,2}$ and γ_2 were determined by fitting polynomials to the calibration data, we were able to determine the relative humidity using (3) and subsequently the temperature from (1) by simultaneously measuring the Bragg wavelength shifts of the two FBGs. By fitting the data in Fig. 2 we found the following parameters, where $\Delta T = 0$ at $T = 50$ °C and $\Delta H = 0$ at $H = 50\%$ RH and the stated uncertainties are the standard errors of the fitting parameters.

i	α_i	β_i	γ_i
1	-23.9 ± 0.4 pm/°C	1.4 ± 0.1 pm/%RH	-
2	-15.1 ± 0.1 pm/°C	6.4 ± 0.5 pm/%RH	0.090 ± 0.005 pm/(%RH) ²

Using these coefficients we reconstructed the calibration points shown in the Fig.2 from the corresponding measured values of λ_1 and λ_2 , see Fig.3. The root mean square deviations in the reconstructed values are 1.04 %RH and 0.8 °C for the relative humidity and temperature, respectively, which demonstrates that the proposed sensor system is a viable way of effectively separating the responses of temperature and relative humidity.

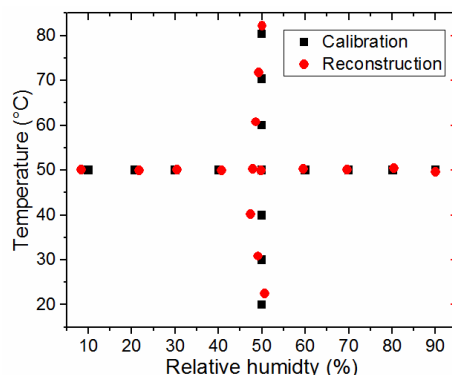


Figure 3. Reconstruction of temperature (vertical) and relative humidity (horizontal) from the measured values of λ_1 and λ_2 .

6. CONCLUSION

In this work, we have demonstrated a sensing system for simultaneous measurement of temperature and humidity using microstructured polymer optical fiber Bragg gratings. The fiber was fabricated from two types of polymers: Zeonex, which is humidity insensitive and PMMA, which is highly humidity sensitive. An rms deviation of 1.04 % RH and 0.8 °C were observed in our experimental results. The developed sensor system offers a number of advantages such as ease of fabrication, compactness and low cost and it can be used in many applications where simultaneous measurements temperature and humidity are required.

ACKNOWLEDGMENTS

The research leading to these results has received funding from the People Programme (Marie Curie Actions) of the European Union's Seventh Framework Programme FP7/2007-2013/ under REA grant agreement n° 608382. The authors also acknowledge financial support from Innovation Fund Denmark for the project BIOFORS (contract no. 1382-00058B) and ShapeOCT (J. No. 4107-00011A) and Danish Council for Independent Research (FTP Case No. 4184-00359B).

REFERENCES

- [1]. Peters,K., “Polymer optical fiber sensors - A review,” *Smart Mater. Struct.* **20**(1), 013002 (2011).
- [2]. Webb,D.J., “Fiber Bragg grating sensors in polymer optical fibers,” *Meas. Sci. Technol.* **26**(9), 092004 (2015).
- [3]. Dobb,H., Webb,D.J., Kalli,K., Argyros,A., Large,M.C.J., and van Eijkelenborg,M.A., “Continuous wave ultraviolet light-induced fiber Bragg gratings in few- and single-mode microstructured polymer optical fibers,” *Opt. Lett.* **30**(24), 3296–3298 (2005).
- [4]. Xiong,Z., Peng,G.D., Wu,B., and Chu,P.L., “Highly tunable Bragg gratings in single-mode polymer optical fibers,” *IEEE Photon. Technol. Lett.* **11**(3), 352–354 (1999).
- [5]. Stefani, A., Andresen, S., Yuan, W., Herholdt-Rasmussen,N., and Bang,O., “High sensitivity polymer optical fiber-Bragg-grating-based accelerometer,” *IEEE Photon. Technol. Lett.* **24**(9), 763–765 (2012).
- [6]. Jensen,J., Hoiby,P., Emiliyanov,G., Bang,O., Pedersen,L., and Bjarklev,A., “Selective detection of antibodies in microstructured polymer optical fibers,” *Opt. Express* **13**(15), 5883–5889 (2005).
- [7]. Emiliyanov,G., Jensen,J.B., Bang,O., Hoiby,P.E., Pedersen,L.H., Kjaer,E.M., and Lindvold,L., “Localized biosensing with Topas microstructured polymer optical fiber,” *Opt. Lett.* **32**(5), 460–462 (2007).
- [8]. Markos,C., Yuan,W., Vlachos,K., Town,G.E., and Bang,O., “Label-free biosensing with high sensitivity in dualcore microstructured polymer optical fibers,” *Opt. Express* **19**(8), 7790–7798 (2011).
- [9]. Harbach,N.G., “Fiber Bragg gratings in polymer optical fibers,” PhD Thesis, Lausanne, EPFL (2008).
- [10]. Markos, C., Stefani, A., Nielsen, K., Rasmussen, H. K., Yuan, W., Bang, O., “High-Tg TOPAS microstructured polymer optical fiber for fiber Bragg grating strain sensing at 110 degrees,” *Opt. Express* **21**(4), 4758–4765 (2013).
- [11]. Woyessa,W., Fasano,A., Stefani,A., Markos,C., Nielsen,K., RasmussenH.K., and Bang,O., “Single mode step-index polymer optical fibre for humidity insensitive high temperature fiber Bragg grating sensors” , *Opt. Express* **24**(2), 1253-1260 (2016).
- [12]. Woyessa,W., Fasano,A., Markos,C., Nielsen,K., RasmussenH.K., and Bang,O., “Zeonex microstructured polymer optical fiber Bragg grating sensors” , *Photonics and Fiber Technology 2016(ACOFT, BGPP, NP)*, 2016.
- [13]. Yuan,W., Stefani,A., Bache,M., Jacobsen,T., Rose,B., Herholdt-Rasmussen,N., Nielsen,F.K., Andresen,S., B. Sørensen,O., Hansen,K.S., and Bang,O., “Improved thermal and strain performance of annealed polymer optical fiber Bragg gratings,” *Opt. Commun.* **284**(1), 176–182 (2011)
- [14]. Zhang,C., Chen,X., Webb, D. J., and Peng, G. D., “Water detection in jet fuel using a polymer optical fiber Bragg grating,” *Proc. SPIE 7503*, 750380 (2009).
- [15]. Woyessa, G., Nielsen, K., Stefani, A., Markos, C., Bang, O., “Temperature insensitive hysteresis free highly sensitive polymer optical fiber Bragg grating humidity sensor,” *Opt. Express* **24**(2), 1206–1213 (2016).
- [16]. Carroll, K. E., Zhang,C., Webb, D. J., Kalli, K., Argyros, A., and Large, M. C. J., “Thermal response of Bragg gratings in PMMA microstructured optical fibers,” *Opt. Express*, vol.15, no.14, pp. 8844–8850, 2007.
- [17]. Pedersen, J. K. M., Woyessa, G., Nielsen, K., Bang, O., “Intrinsic Pressure Response of a Single-Mode Cyclo Olefin Polymer Microstructured Optical Fibre Bragg Grating,” *Proc. 25th Int. Conf. Plast. Opt. Fibers* (2016).
- [18]. Zhang, C., Zhang, W., Webb, D. J., and Peng, G. D., “Optical fiber temperature and humidity sensor,” *Electron. Lett.* **46**(9), 643–644 (2010).
- [19]. Bhowmik, K., Peng, G.D., Ambikairajah, E., Lovric, V., Walsh, W., Prusty, B., and Rajan, G. "Intrinsic high-sensitivity sensors based on etched single-mode polymer optical fibers", *Photonics Technology Letters IEEE*, **27**(6), 604-607 (2015).
- [20]. <http://www.zeonex.com/optics.aspx>
- [21]. <http://www.nordiskplast.dk>
- [22]. Kuhlmeiy,B., McPhedran, R. C., and de Sterke, C. M., “Modal cutoff in microstructured optical fibers,” *Opt. Lett.* **27**(19),1684–1686(2002).
- [23]. Birks, T. A., Knight, J. C., and Russell, P. S., “Endlessly single-mode photonic crystal fiber,” *Opt. Lett.* **22**(13), 961–963 (1997).
- [24]. Abang,A, and Webb, D. J., “Demountable connection for polymer optical fiber grating sensors,” *Opt. Eng.* **51**(8), 080503-1 (2012).
- [25]. Bundalo, I.L., Nielsen,N., Markos,C., and Bang,O., “Bragg grating writing in PMMA microstructured polymer optical fibers in less than 7 minutes,” *Opt. Express* **22**(5), 5270–5276 (2014).