

Technical University of Denmark



Nonlinear Phase Noise Compensation in Experimental WDM Systems with 256QAM

Yankov, Metodi Plamenov; Da Ros, Francesco; Porto da Silva, Edson; Fehenberger, Tobias; Barletta, Luca; Zibar, Darko; Oxenløwe, Leif Katsuo; Galili, Michael; Forchhammer, Søren

Published in:

Journal of Lightwave Technology

Link to article, DOI:

[10.1109/JLT.2016.2644860](https://doi.org/10.1109/JLT.2016.2644860)

Publication date:

2017

Document Version

Peer reviewed version

[Link back to DTU Orbit](#)

Citation (APA):

Yankov, M. P., Da Ros, F., Porto da Silva, E., Fehenberger, T., Barletta, L., Zibar, D., ... Forchhammer, S. (2017). Nonlinear Phase Noise Compensation in Experimental WDM Systems with 256QAM. Journal of Lightwave Technology, 35(8), 1438 - 1443. DOI: 10.1109/JLT.2016.2644860

DTU Library

Technical Information Center of Denmark

General rights

Copyright and moral rights for the publications made accessible in the public portal are retained by the authors and/or other copyright owners and it is a condition of accessing publications that users recognise and abide by the legal requirements associated with these rights.

- Users may download and print one copy of any publication from the public portal for the purpose of private study or research.
- You may not further distribute the material or use it for any profit-making activity or commercial gain
- You may freely distribute the URL identifying the publication in the public portal

If you believe that this document breaches copyright please contact us providing details, and we will remove access to the work immediately and investigate your claim.

Nonlinear Phase Noise Compensation in Experimental WDM Systems with 256QAM

Metodi P. Yankov¹, *Member, IEEE*, Francesco Da Ros¹ *Member, IEEE, OSA*, Edson P. da Silva¹ *Student Member, IEEE, OSA*, Tobias Fehenberger² *Student Member, IEEE*, Luca Barletta³ *Member, IEEE*, Darko Zibar¹ *Member, IEEE*, Leif K. Oxenløwe¹ *Member, OSA*, Michael Galili¹ *Member, IEEE*, and Søren Forchhammer¹ *Member, IEEE*

Abstract—Nonlinear phase noise (NLPN) is studied in an experimental wavelength division multiplexed (WDM) system operating at 256QAM. Extremely narrow linewidth lasers (<1 kHz) at the transmitter and the receiver allow for extracting the phase part of the nonlinear noise in a Raman amplified link. Based on the experimental data, the autocorrelation function of the NLPN is estimated and it matches the theoretical predictions. Several algorithms are examined as candidates for tracking and compensating the NLPN. It is shown that algorithms which exploit the distribution of the NLPN achieve higher gains than standard methods, which only exploit the correlation properties. Up to 300 km reach increase is achieved for a 5x10 GBaud WDM system with base distance of up to 1600 km. The gains are comparable to the gains of single channel digital back-propagation, with even further improvements from the combination of both techniques.

Index Terms—Nonlinear phase noise, phase noise distribution, nonlinear compensation, high-order QAM, WDM

I. INTRODUCTION

Nonlinear interference noise (NLIN) is currently among the major limiting factors to improve the distance and spectral efficiency of wavelength division multiplexed (WDM) coherent optical communication systems. Such systems are currently employing modulation formats as high as 16 quadrature amplitude modulation (QAM) with prospects for increased modulation order for short and metro network distances. Single channel systems can potentially be operated at high spectral efficiency with proper digital post- or pre-compensation, e.g. digital back-propagation (DBP). In case of WDM systems, compensation of cross-channel nonlinearities requires DBP of the corresponding interfering channels, which significantly increases the complexity of the receiver. Furthermore, in a WDM network, knowledge of the interfering channels is usually unavailable, making multi-channel DBP infeasible.

It has been previously shown that the NLIN is not completely random [1] and its properties can be used for partial

mitigation. Particularly, the phase and polarization rotation noise (PPRN) part of the NLIN exhibits long temporal and spectral correlations [2], which can be exploited for its compensation [3]. The PPRN part is significant mostly in short distances and for high-order QAM, and its compensation can lead to increased distances especially for fully loaded systems [4] and e.g. 64QAM/256QAM. As the distance increases, the NLIN can be described by circular symmetric Gaussian noise, and is therefore more difficult to compensate.

Previous works on nonlinear phase noise (NLPN) compensation rely on standard phase noise (PN) recovery techniques, which mostly exploit the temporal/spectral correlations of the process. The gains of such methods are therefore limited to the above mentioned scenarios, where the autocorrelation function (ACF) of the NLPN is long enough to allow for such tracking. Frequency domain equalization is used in [5], while time-domain sliding window averaging is used in [6]. A more sophisticated trellis-based method was used in [7], which allows for increasing the optimal launch power and thereby the achievable information rate (AIR) by around 5-10%.

Similar studies in experimental environment are difficult due to the non-ideal lasers used at the transmitter and receiver. The non-zero laser linewidth results in PN, which is usually dominating over the NLPN. As discussed in [8], carrier phase estimation (CPE) techniques, which are mandatory in experimental environment, mask the NLPN. The NLIN is experimentally characterized for QPSK/16QAM signals in [9]. The NLIN non-circular statistics are demonstrated by data-aided approaches, assuming the laser PN was ideally removed by a blind phase search (BPS) algorithm. It is shown that with increased distance, the NLIN becomes circular, confirming the predictions made in [2]. The largest deviation from circular statistics was found to be at around 200 km of transmission, which is where the highest gains can be expected for the corresponding setup. In [10], a 9x32 GBaud WDM system is studied with 16QAM, and it is argued that the narrow linewidth lasers used (10 kHz) ensure purely nonlinear PN. However, no further experimental justification is provided for the distinction between laser PN and NLPN.

In this paper, the NLPN is studied experimentally in a 5x10 GBaud WDM system with 256QAM for up to 1600 km. The system is studied in back-to-back and also in the linear regime of transmission, where it is shown that PN compensation provides no gain. The gain is increased with launch power and also with distance for the studied distances, demonstrat-

¹Department of Photonics Engineering, Technical University of Denmark, 2800 Kgs. Lyngby, Denmark: e-mail: meya@fotonik.dtu.dk

²Institute for Communications Engineering, Technical University of Munich (TUM), Munich, Germany

³Department of Electronics Information and Bioengineering, Politecnico di Milano, 20133 Milan, Italy

Part of this work was presented at the European Conference on Optical Communications (ECOC), Düsseldorf, 2016.

Copyright (c) 2016 IEEE. Personal use of this material is permitted. However, permission to use this material for any other purposes must be obtained from the IEEE by sending a request to pubs-permissions@ieee.org

ing NLPN compensation experimentally. In addition to the previous work from [11], the NLPN properties are studied in detail in Section V, where further evidence is provided into the benefits of soft NLPN tracking and compensation.

II. NONLINEAR PHASE NOISE MODEL AND RECOVERY ALGORITHMS

Laser PN is usually modeled as a first order Wiener process [12]

$$\theta_k = \theta_{k-1} + \Delta \cdot v_k, \quad (1)$$

where θ_k is the PN at time k , v_k 's are independent, identically distributed (i.i.d.) standard Gaussian variables, and Δ^2 is the process noise variance. The parameter Δ can be found as $\Delta^2 = 2 \cdot \pi \cdot \delta_f \cdot T_s$, where δ_f is the laser linewidth and T_s is the symbol period. It has been shown that this model can also be used with reasonable accuracy for the NLPN in WDM systems [13], [14]. Since the NLPN and laser PN can be considered independent, their variances add-up and the system from the transmitter before pulse shaping to the receiver after equalization and before PN compensation can be modeled as

$$y_k = e^{j\theta_k} \cdot x_k + n_k, \quad (2)$$

where y_k are the received symbols, x_k are the transmitted symbols, n_k is additive white Gaussian noise (AWGN) and the PN contribution of the transmitter and receiver lasers are added to the NLPN contribution to form the phase θ_k .

Under this model, well-developed techniques can be used to compensate the PN. In this work, we focus on the probabilistic method proposed in [13], and also the more popular BPS on a sliding window technique [15].

Several receiver implementations are studied in this work. The first is PN unaware, which only assumes AWGN channel with circular symmetric statistics, estimated for each constellation symbol from training data. The statistics which are extracted are the mean μ_x and variance σ_x^2 of the likelihood $p(y_k|X = x) = \mathcal{N}(y_k; \mu_x, \sigma_x^2)$ of each symbol from the alphabet $x \in \mathcal{X}$, where $\mathcal{N}(Y; \cdot, \cdot)$ is the Gaussian distribution in Y . The likelihoods are then used for performance evaluation as explained below. In addition, the AWGN receiver is studied with multi-dimensional statistics, in which case the 2x2 covariance matrix Σ_x is extracted instead of the variance σ_x^2 . The symbols y_k are then processed as a two-dimensional, real-valued vector signal with elements $\hat{y}_k = [\text{Re}[y_k], \text{Im}[y_k]]^T$ and the likelihoods become $p(Y|X = x) = \mathcal{N}(\hat{y}_k; \mu_x, \Sigma_x)$ [16]. This receiver allows for capturing the non-circularity of the NLIN through the non-diagonal covariance matrix. However, it does not capture the temporal correlations of the NLPN.

Next we study the BPS algorithm [15], which assumes the PN is constant in a window of $L + 1$ symbols. The algorithm makes decisions $\hat{x}_k(\phi) = \arg \min_{x \in \mathcal{X}} |y_k - e^{j\phi} x|^2$ for a certain number of candidate phases ϕ and estimates the PN as

$$\hat{\theta}_k = \arg \min_{\phi} \sum_{l=k-L/2}^{k+L/2} |y_l - \hat{x}_l(\phi) \cdot e^{j\phi}|^2. \quad (3)$$

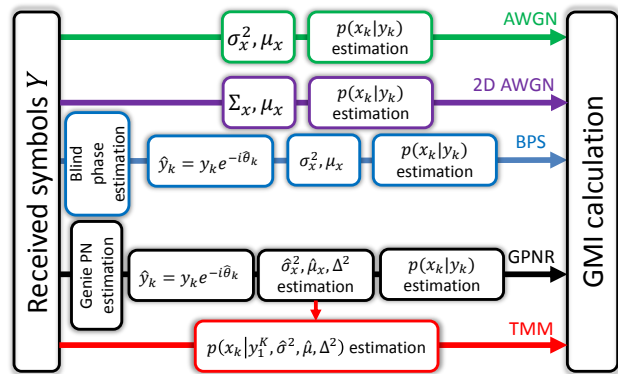


Fig. 1. Overview of the receivers studied in this work.

In order to mitigate the effect of the AWGN on the quality of the decisions, the sliding window needs to be long. This is particularly problematic for rich constellations at low received SNR (relative to the modulation format size), since most of the decisions are wrong and the phase is thereby incorrectly estimated. On the other hand, long windows might exceed the correlation length of the PN process and fail to capture fast variations. In order to put an upper bound on the performance of such algorithms, we also study a genie phase noise removal (GPNR) technique, which uses the true transmit symbols x_k when estimating the phase. The window length can therefore be kept short, thus exploiting the autocorrelation function of the PN process (however short) completely.

The last receiver we study is the algorithm from [13], which assumes a Wiener process for the NLPN and is tailored to estimate PN in such environments. The algorithm requires the values of Δ^2 and the AWGN statistics σ_x^2 and μ_x . These are estimated from training data using the GPNR receiver as in Algorithm 1.

Algorithm 1 Estimation of Wiener model parameters

- 1: Estimate $\hat{\theta}_k = \angle \sum_{l=k-L/2}^{k+L/2} y_l \cdot x_l^*$
- 2: Back-rotate $\hat{y}_k = y_k \cdot e^{-j\hat{\theta}_k}$
- 3: Estimate $\Delta^2 = \mathbb{E}_k \left[(\hat{\theta}_k - \hat{\theta}_{k-1})^2 \right]$
- 4: Estimate $\mu_x = \mathbb{E}_{k_x} [\hat{y}_{k_x}]$, where k_x are the symbol indices for which $x_k = x$
- 5: Estimate $\sigma_x^2 = \mathbb{E}_{k_x} [|\hat{y}_{k_x} - \mu_x|^2]$

The belief propagation algorithm is then applied, which is a popular method for estimating densities on a factor graph by message passing techniques (further details are given in [13]). Since the messages in the graph are modeled as mixtures of Tikhonov distributions, this receiver is referred to as the Tikhonov mixture model (TMM).

In addition, the performance is studied for each algorithm individually and combining it with single-channel DBP.

An overview of the receivers is given in Fig. 1. The figure of merit used in this paper is the generalized mutual information (GMI) [17]. The GMI gives an upper bound on the AIR after forward error correction (FEC) decoding, and is estimated in bits/QAM symbol. In order to estimate the GMI, the posterior

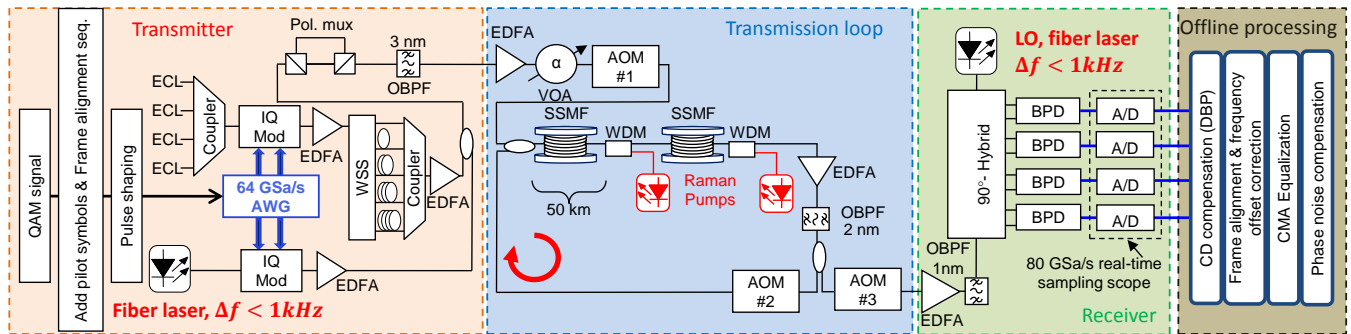


Fig. 2. Experimental setup. The waveform of one polarization is generated offline, then fed to the AWG. WDM signal is then generated, and sent to the recirculating loop. After 80 GSa/s coherent reception, the received samples are processed offline.

probabilities of all symbols $p(x_k|y_1^K)$ are estimated, where K is the total sequence length. The first four receivers assume the PN is ideally removed and the processing is therefore memoryless, i.e. $p(x_k|y_1^K) = p(x_k|y_k) \propto p(y_k|x_k)$. The memoryless posteriors are then estimated using standard Gaussian receiver techniques. The TMM receiver estimates the posteriors with memory taken into account by forward-backward recursions. Such processing effectively allows for *soft* PN estimation, i.e., the distribution $p(\theta_k|y_1^K)$ is implicitly calculated. In contrast, all other receivers assume this distribution is a Dirac delta function. Note that the GPNR does not give an upper bound to the GMI performance of the TMM, because it uses a sub-optimal process for computing the posterior probability of x_k .

III. EXPERIMENTAL SETUP

The experimental setup is shown in Fig. 2. At the transmitter, 256QAM data symbols are interleaved with QPSK pilots at a pilot rate of 10%. A square root raised cosine pulse shaping is then applied with roll-off factor of 0.5. Five channels on a 25 GHz grid are modulated at 10 GBaud by this signal with two IQ modulators driven by a 64 GSa/s arbitrary waveform generator (AWG).

The central channel, which is the channel under test, uses a sub-kHz linewidth fiber laser (Koheras BasiK C-15). Such narrow linewidth virtually ensures nonexistent laser PN in the system, even for such rather low symbol rates. Since this property of the system is of crucial importance to NLPN estimation, the effect of laser PN is studied in back-to-back and for transmission at low launch power, as will be seen in Section IV.

The four co-propagating channels use standard, external cavity lasers (ECL) with 100 kHz linewidth. The interfering channels are decorrelated by a wavelength selective switch (WSS) and delay lines, combined with the channel of interest and a delay-and-add polarization emulator provides the dual-polarization signal. The delay lines ensure more than 40 symbols of inter-channel delay, thus preventing nonlinear artifacts due to correlations between the WDM channels [18].

The recirculating loop consists of 100 km of standard, single mode fiber (SSMF) using distributed Raman amplification with backward pumping every 50 km. In order to compensate for the power losses of the acousto-optic modulators (AOMs)

used as switches, an erbium doped fiber amplifier (EDFA) is inserted in the loop.

The signal is detected by an 80 GSa/s coherent receiver with a fiber laser as local oscillator (LO). The LO has a similar to the transmitter laser linewidth of < 1 kHz (model Koheras BasiK E-15). Offline processing is performed consisting of (in order) low-pass filtering, down sampling, chromatic dispersion (CD) compensation in frequency domain, frequency offset estimation based on the pilots, time-domain equalization and carrier phase recovery. As mentioned, CD compensation is replaced by DBP for part of the study. DBP is performed with 40 steps per span, which we found to be sufficient for maximum performance improvement. The power profile of the signal as a function of distance during DBP was optimized based on the analytical models for backward pumping Raman amplification [19]. Equalization is performed with the constant modulus algorithm (CMA) with 101 taps. The equalizer taps are only updated at the pilot positions, and after convergence, they are linearly interpolated in order to equalize the entire received sequence. The sequence after equalization in each polarization is denoted y_1^K . In this work, $K = 6600$ symbols per block, and 12 blocks are received and processed for each polarization. The average GMI over all blocks is reported.

The receivers from Fig. 1 are then applied. We note that the BPS and the TMM receiver take advantage of the QPSK pilot symbols: the former by using the actual transmitted symbol when estimating the cost function in Eq. (3), and the latter by exploiting the fact that the prior distribution $p(x_k) = 1$ for the true symbol and $p(x_k) = 0$ for all other symbols at the pilot instances (details are given in [13]).

IV. RESULTS

We studied 256QAM input in optical back-to-back and for distances between 800 km and 1600 km. The sliding window length is set to $L = 50$ symbols. The GMI average of both polarizations after 1400 km is given in Fig. 3. The BPS algorithm could not achieve reasonable performance for this window length and distance, and is thus not shown (discussion on the window length is provided in the next section). The solid lines are obtained by replacing the CD compensation with single-channel DBP. In the linear region of transmission, PN tracking is not beneficial. We can therefore conclude that laser PN is insignificant and any PN in the system originates in nonlinear

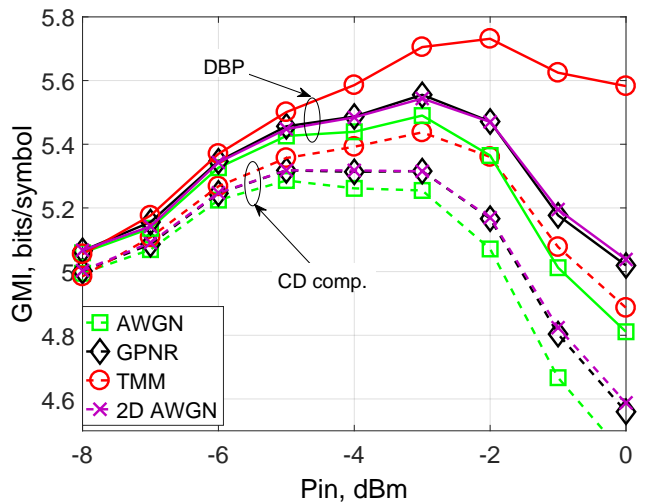


Fig. 3. GMI after 1400 km. The optimal launch power is increased by 2 dB and a GMI gain of approximately 0.2 bits/symbol is achieved by the TMM receiver.

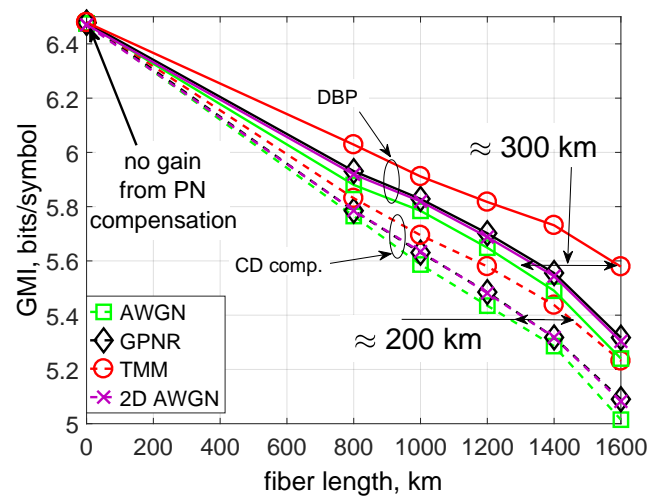


Fig. 4. Distance study for the different receivers. Around 200 km reach increase is achieved w.r.t. standard AWGN processing, which is increased to 300 km with single channel DBP.

effects, which are predominant at high launch power. This can also be seen from the back-to-back results in Fig. 4, where the GMI is given at the optimal launch power for each distance (OSNR=30 dB in back-to-back). At 1400 km, the genie PN estimation and PN cancellation provides very little gain, which was also suggested previously [3], [4], [9]. The gain is in fact almost completely achieved by simply exploiting the non-circularity of the NLIN by 2D processing. As mentioned, the TMM exploits the distribution of the PN and allows for increased optimal launch power and gains approximately 0.15 bits/symbol, which translates to approximately 200 km at this distance. This is comparable to the gain achieved with single-channel DBP and standard AWGN receiver. The gains are even higher with PN mitigation and DBP combined - more than 0.2 bits/symbol, which translates to approximately 300 km at 1300 km base distance. In Fig. 5, a summary of the achieved GMI gains from PN tracking with and without DBP is given w.r.t. a standard, AWGN receiver. We see that the gains with genie PN estimation are below 0.1 bits/symbol and relatively constant with distance. However, the more sophisticated, probabilistic TMM provides gains that increase with distance. Furthermore, since the NLPN mostly originates in cross-channel nonlinear interference, NLPN compensation is still beneficial when the channel of interest is back-propagated¹.

As we see in Fig. 5, depending on the distance, DBP and TMM combined achieve up to ≈ 0.55 bits/symbol w.r.t. to standard processing, compared to ≈ 0.22 bits/symbol for each TMM and DBP independently.

V. NONLINEAR PHASE NOISE PROPERTIES

As shown in Fig. 1, the parameters σ_x^2 , μ_x and Δ^2 depend on the PN estimates of the GPNR receiver, which depend strongly on the window length $L + 1$ used for averaging. It is therefore of interest to optimize the window length for best

¹We expect that for the channel spacing and the low channel count considered here the inter-channel NLIN is dominated by cross-phase modulation rather than four-wave mixing.

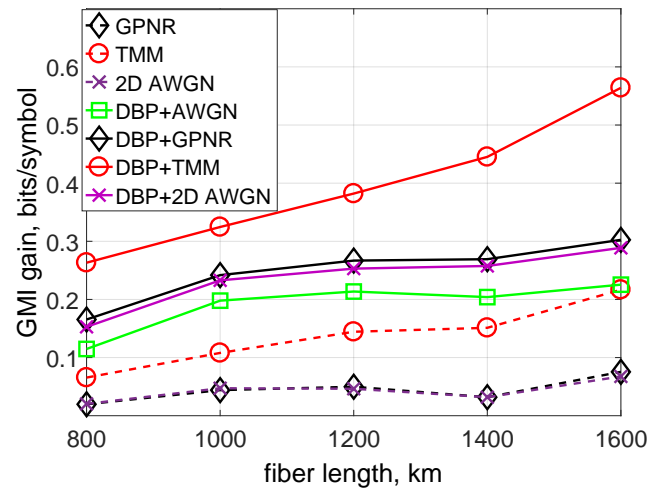


Fig. 5. GMI gain for different distances w.r.t. AWGN receiver without single channel DBP. The gains increase with distance with the TMM processing.

performance of each receiver. Such performance results are given in Fig. 6 for a transmission of 1400 km at the optimal total launch power, -3 dBm. As seen, the BPS requires a certain number of symbols (>100) to average the effect of the AWGN. For shorter L , it performs even worse than the AWGN receiver, which assumes no PN in the system. This penalty is due to more than 50% wrong decisions, which results in estimation of non-existent PN. The GPNR receiver achieves a gain of approximately 0.1 bits/symbol w.r.t. the AWGN receiver, which is only slightly dependent of the window length. The gain is increased to 0.2 bits/symbol with the TMM, which operates optimally for $L = 50$ in the GPNR parameter estimation. We see that the TMM is also almost independent of L , even-though different values results in significantly different estimated Δ^2 . This can be explained by Fig. 7, where the estimated values of Δ^2 are given as a function of L , together with the variance of the estimates $\theta_k|y_1^K$. For short L , Δ^2 is found to be large, which is the result

of the GPNR receiver's fast adaptation to PN. On the other hand, for such L the uncertainty around the PN estimates of the TMM receiver is also large, which penalizes over-fitting to the estimate. As mentioned, the GPNR assumes a Delta function around this estimate and thus has worse performance. For long windows, Δ^2 is estimated to a smaller value since small-scale variations are not captured by the GPNR. The uncertainty of the estimates $\theta_k|y_1^K$ also diminishes. In the limit of $L = K$, the estimates $\Delta^2 = 0$, $\theta_k|y_1^K = 0$ for all k , $\text{Var}[\theta_k|y_1^K] = 0$ and the performance of all receivers converges to the performance of the AWGN receiver.

Finally, in Fig. 8 the ACF of the estimated PN is given for several L . The theoretical ACF as calculated in [1] is also given. The ACF of the TMM algorithm is calculated by first estimating the values $\hat{\theta}_k = \arg \max p(\theta_k|y_1^K)$, and then calculating the ACF of the process $\hat{\Theta}$. For $L = 10$, the ACF of the GPNR estimates approaches the theoretical ACF (at least for the small arguments of the ACF of <20 symbols), and as we saw in Fig. 6, it produces the best performance. We conclude that the correlation properties of the NLPN are completely captured by this receiver and this L . When L is increased, the estimated ACF becomes longer. This is partly due to the filtering properties of the sliding window phase estimation, which effectively introduces correlations of up to L symbols itself. This filtering property is also the reason for the overestimation of the ACF for arguments >20 symbols. Since the correlation properties are not correctly estimated, the GPNR receiver is penalized. On the other hand, the TMM operates at a different trade-off between correlation and estimation uncertainty. As seen, the ACF of the TMM estimates $\hat{\theta}_k = \arg \max p(\theta_k|y_1^K)$ is always overestimated w.r.t. the ACF of the GPNR estimates. However, the broader distribution of $\theta_k|y_1^K$ allows for improved performance. As we saw in Fig. 6, the TMM performance is optimized for $L = 50$ during the Wiener process parameter estimation. This suggests that when GMI is the figure of merit, the ACF of the NLPN is not the only statistic of interest for describing the process and analyzing the performance gains from NLPN compensation.

VI. DISCUSSION AND FUTURE WORK

In systems employing lasers with broader linewidth than the fiber lasers used in this work, the contributions of the NLPN and laser PN are generally independent, and the more sophisticated methods for PN tracking (such as the TMM) will provide additional gains from mitigating the NLPN part more effectively.

It has been shown that the NLPN becomes a more significant part of the total NLIN with increased number of WDM channels [20]. We can therefore expect that the gains from NLPN compensation in that case exceed the gains in the five-channel system demonstrated here.

The sliding window approaches considered in this work employ a *flat* window, i.e. all values in the window have the same weight. We have also examined triangular and exponential windows, which produced negligible difference in the GMI.

In this work, a first-order Wiener process was assumed for the PN component of the NLIN. More complex models (e.g.

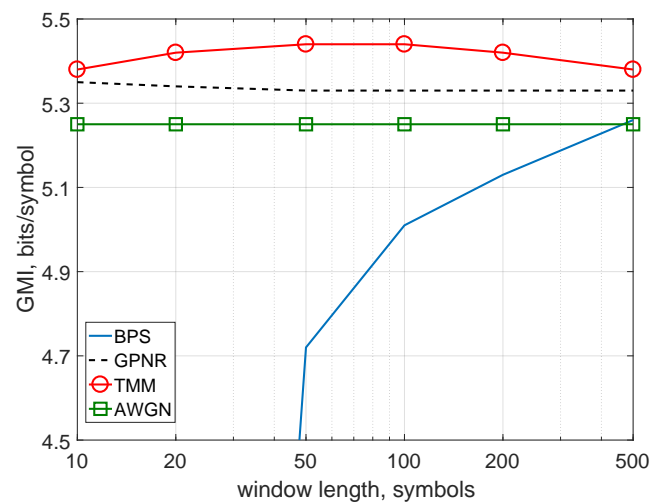


Fig. 6. Optimization of the window size used for averaging. The BPS receiver requires a long window in order to mitigate the effect of the AWGN on the quality of the PN estimates.

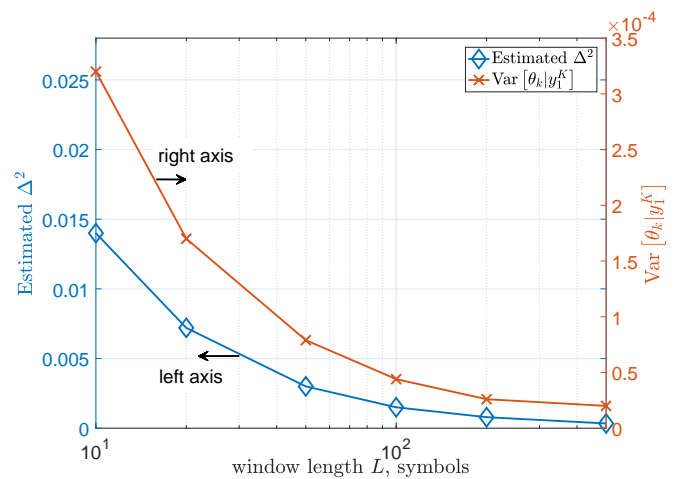


Fig. 7. Estimated process noise variances Δ^2 of the Wiener model and uncertainty of the estimates of the TMM receiver.

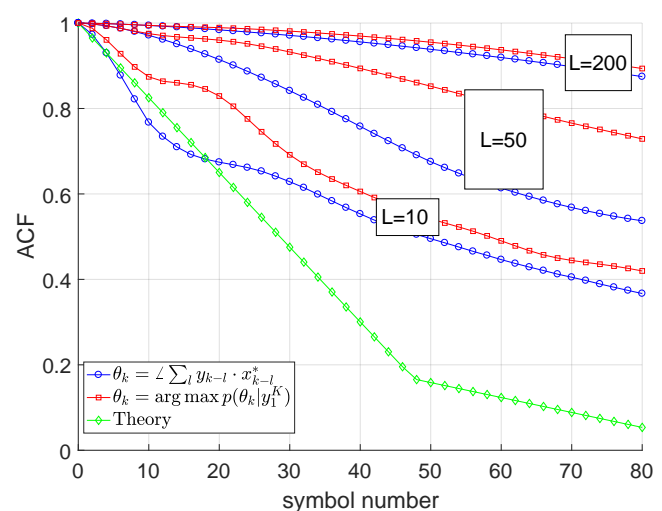


Fig. 8. Autocorrelation functions of the estimated NLPN, together with the theoretical estimate.

of higher order) may provide even higher gains by capturing longer memory of the process. Finally, it is noted that the studied implementation of the TMM algorithm assumes circular Gaussian noise. Modifications of the algorithm which allow for 2D processing with correlations between dimensions are also of interest for potential further improvement of the AIRs.

VII. CONCLUSION

Several algorithms for nonlinear phase noise (NLPN) compensation were studied experimentally in a 5x10 GBaud WDM system. It was demonstrated that probabilistic methods which exploit the distribution of the phase noise are beneficial w.r.t. simply exploiting the NLPN correlation properties. Such methods are necessary particularly in metro-to-long haul distance systems, where the NLPN correlations are not strong enough and do not allow for simple phase estimation. In the studied system, up to 300 km of gain was achieved by NLPN compensation for distances of up to 1600 km, which is comparable to the gains offered by single channel digital back-propagation. It was also demonstrated that the gains increase with distance, which cannot be achieved with simple methods even in scenarios with strong temporal/spectral correlations of the NLPN.

VIII. ACKNOWLEDGMENTS

This work was supported by the DNRf Research Centre of Excellence, SPOC, ref. DNRf123. NKT Photonics A/S is acknowledged for providing the narrow linewidth fiber lasers used in the experiment.

REFERENCES

- [1] R. Dar, M. Feder, A. Mecozzi, and M. Shtaif, "Properties of nonlinear noise in long, dispersion-uncompensated fiber links," *Optics Express*, vol. 21, no. 22, pp. 25 685–25 699, Nov. 2013.
- [2] —, "Inter-channel nonlinear interference noise in WDM systems: Modeling and mitigation," *IEEE Journal of Lightwave Technology*, vol. 33, no. 5, pp. 1044–1053, Mar. 2015.
- [3] O. Golani, M. Feder, A. Mecozzi, and M. Shtaif, "Correlations and phase noise in NLIN- modeling and system implications," in *Proc. of Optical Fiber Communication Conference (OFC), Anaheim.*, Mar. 2016, p. W3L2.
- [4] R. Dar, M. Feder, A. Mecozzi, M. Shtaif, and P. Winzer, "Inter-channel nonlinear interference noise in fully loaded wdm systems," in *Proc. of Optical Fiber Communication Conference (OFC), Anaheim.*, Mar. 2016, p. W3L1.
- [5] M. Secondini and E. Forestieri, "On XPM mitigation in WDM fiber-optic systems," *IEEE Photonics Technology Letters*, vol. 26, no. 22, pp. 2252–2255, Nov. 2014.
- [6] R. Dar, M. Shtaif, and M. Feder, "New bounds on the capacity of the nonlinear fiber-optic channel," *Optics Letters*, vol. 39, no. 2, pp. 398–401, Jan. 2014.
- [7] T. Fehenberger, M. P. Yankov, L. Barletta, and N. Hanik, "Compensation of XPM interference by blind tracking of the nonlinear phase in WDM systems with QAM input," in *Proc. of European Conference on Optical Communications (ECOC), Valencia.*, Sep. 2015, p. P.5.8.
- [8] T. Fehenberger, T. A. Eriksson, P. Johannisson, M. Karlsson, and N. Hanik, "On the impact of carrier phase estimation on phase correlations in coherent fiber transmission," in *Proc. Tyrrhenian International Workshop on Digital Communications (TIWDC), Florence.*, Sep. 2015.
- [9] C. Schmidt-Langhorst, R. Elschner, F. Frey, R. Emmerich, and C. Schubert, "Experimental analysis of nonlinear interference noise in heterogeneous flex-grid WDM transmission," in *Proc. of European Conference on Optical Communications (ECOC), Valencia.*, Sep. 2015, p. Tu.1.4.3.
- [10] C. Pan, H. Büllow, W. Idler, L. Schmalen, and F. R. Kschischang, "Optical nonlinear-phase-noise compensation for 32 Gbaud PolDM-16 QAM transmission using a code-aided expectation-maximization algorithm," *IEEE Journal of Lightwave Technology*, vol. 33, no. 17, pp. 3679–3686, Sep. 2015.
- [11] M. P. Yankov, F. Da Ros, E. P. da Silva, T. Fehenberger, L. Barletta, D. Zibar, L. K. Oxenløwe, M. Galili, and S. Forchhammer, "Experimental study of nonlinear phase noise and its impact on WDM systems with DP-256QAM," in *Proc. of European Conference on Optical Communications (ECOC), Düsseldorf.*, Sep. 2016, p. W.1.D.1.
- [12] A. Demir, A. Mehrotra, and J. Roychowdhury, "Phase noise in oscillators: a unifying theory and numerical methods for characterization," *IEEE Transactions On Circuits and SystemsI: Fundamental Theory and Applications*, vol. 47, no. 5, pp. 655–674, May 2000.
- [13] M. P. Yankov, T. Fehenberger, L. Barletta, and N. Hanik, "Low-complexity tracking of laser and nonlinear phase noise in wdm optical fiber systems," *IEEE Journal of Lightwave Technology*, vol. 33, no. 23, pp. 4975–4984, Dec. 2015.
- [14] M. Magarini, A. Spalvieri, F. Vacondino, M. Bertolini, M. Pepe, and G. Gavioli, "Empirical modeling and simulation of phase noise in long-haul coherent optical transmission systems," *Optics Express*, vol. 19, no. 23, pp. 22 455–22 461, Oct. 2011.
- [15] T. Pfau, S. Hoffman, and R. Noé, "Hardware-efficient coherent digital receiver concept with feedforward carrier recovery for QAM constellations," *IEEE Journal of Lightwave Technology*, vol. 27, no. 8, pp. 989–999, Apr. 2009.
- [16] T. A. Eriksson, T. Fehenberger, P. A. Andrekson, M. Karlsson, N. Hanik, and E. Agrell, "Impact of 4D channel distribution on the achievable rates in coherent optical communication experiments," *IEEE Journal of Lightwave Technology*, vol. 34, no. 9, pp. 2256–3686, May 2016.
- [17] A. Alvarado, E. Agrell, D. Lavery, R. Maher, and P. Bayvel, "Replacing the soft-decision FEC limit paradigm in the design of optical communication systems," *IEEE Journal of Lightwave Technology*, vol. 33, no. 20, pp. 4338–4352, Oct. 2015.
- [18] R. Dar, A. Chandrasekhar, S. an Gnauck, B. Li, J. Cho, E. Burrows, and P. Winzer, "Impact of WDM channel correlations on nonlinear transmission," in *Proc. of European Conference on Optical Communications (ECOC), Düsseldorf.*, Sep. 2016, p. W.1.D.2.
- [19] C. Headly and G. P. Agrawal, *Raman Amplification in Fiber Optical Communication Systems*. Elsevier Inc., 2005.
- [20] R. Dar, M. Feder, A. Mecozzi, M. Shtaif, and P. J. Winzer, "Nonlinear phase and polarization rotation noise in fully loaded WDM systems," in *Proc. of European Conference on Optical Communications (ECOC), Valencia.*, Sep. 2015, p. P.5.16.