

Heisenberg and Dzyaloshinskii-Moriya interactions controlled by molecular packing in trinuclear organometallic clusters

B. J. Powell,¹ J. Merino,² A. L. Khosla,¹ and A. C. Jacko¹

¹*School of Mathematics and Physics, University of Queensland, Brisbane, Queensland 4072, Australia*

²*Departamento de Física Teórica de la Materia Condensada, Condensed Matter Physics Center (IFIMAC) and Instituto Nicolás Cabrera, Universidad Autónoma de Madrid, Madrid 28049, Spain*

(Received 15 December 2016; revised manuscript received 1 March 2017; published 30 March 2017)

Motivated by recent synthetic and theoretical progress we consider magnetism in crystals of multinuclear organometallic complexes. We calculate the Heisenberg symmetric exchange and the Dzyaloshinskii-Moriya antisymmetric exchange. We show how, in the absence of spin-orbit coupling, the interplay of electronic correlations and quantum interference leads to a quasi-one-dimensional effective spin model in a typical trinuclear complex, $\text{Mo}_3\text{S}_7(\text{dmit})_3$, despite its underlying three-dimensional band structure. We show that both intra- and intermolecular spin-orbit coupling can cause an effective Dzyaloshinskii-Moriya interaction. Furthermore, we show that even for an isolated pair of molecules the relative orientation of the molecules controls the nature of the Dzyaloshinskii-Moriya coupling. We show that interference effects also play a crucial role in determining the Dzyaloshinskii-Moriya interaction. Thus, we argue that multinuclear organometallic complexes represent an ideal platform to investigate the effects of Dzyaloshinskii-Moriya interactions on quantum magnets.

DOI: [10.1103/PhysRevB.95.094432](https://doi.org/10.1103/PhysRevB.95.094432)

I. INTRODUCTION

There has recently been significant interest in the Dzyaloshinskii-Moriya (DM) interaction [1] in organic magnets [2–7]. At first sight it may be surprising that the DM interaction, an effect due to spin-orbit coupling (SOC), is significant in organic materials as they typically contain only light elements, in which SOC is weak. However, one should note that in organic materials all energy scales are typically much smaller than in atomic crystals [8]. For example, organic charge transfer salts show very similar physics to the cuprate high-temperature superconductors, but with all energy scales [Néel temperature, superconducting critical temperature, upper critical field, nearest neighbor hopping integral (t), effective on-site Coulomb interaction (U), etc.] an order of magnitude smaller in the organics [9]. It is therefore interesting to ask what role SOC plays in organometallic magnets where the small energy scales due to the small t and U typical of molecular systems may be combined with the larger SOC associated with metals.

Multinuclear coordination complexes (i.e., coordination complexes containing multiple transition metals) have the potential to realize a wide range of exotic many-body physics [10,11]. Until recently the primary focus has been on single-molecule magnetism [12,13], but an emerging paradigm is the fabrication of multinuclear clusters with ligands that facilitate intermolecular charge transport [14–16]. Intermolecular hopping integrals are typically rather small ($\lesssim 0.1$ eV) [17] which means that, even if the absolute values of the parameters describing intramolecular interactions are smaller than those for inorganic materials, electronic correlations will be strong; cf. organic charge transfer salts [18]. For example, density functional calculations predict that $\text{Mo}_3\text{S}_7(\text{dmit})_3$ is metallic [14,17], but experimentally, it is found to be an insulator with a charge gap ~ 150 K.

The DM antisymmetric exchange interaction, $H_{DM} = \mathbf{D}_{ij} \cdot \mathbf{S}_i \times \mathbf{S}_j$, results from the exchange of angular momentum between the spin and orbital degrees of freedom of a system

[1]. This interaction favors the alignment of the spins \mathbf{S}_i and \mathbf{S}_j perpendicular to one another and mutually perpendicular to \mathbf{D} , inducing an easy-plane anisotropy. Therefore, the DM interaction can have important consequences in both the ferromagnetic and antiferromagnetic cases, even when the usual (Heisenberg) symmetric exchange is significantly larger. For example, it has been argued that even moderate DM interactions ($|\mathbf{D}|$ a few percent of J) can drive long-range antiferromagnetic ordering in some frustrated antiferromagnets [20,21].

A long-standing problem for strongly correlated molecular materials is how to determine the relevant simple model that captures the essential physics of the material. The construction of Wannier orbitals has proven a powerful tool as it allows one to derive tight-binding models from first-principles calculations without having to guess what the appropriate model is or needing to fit parameters to a guessed model [19].

A tight-binding model for $\text{Mo}_3\text{S}_7(\text{dmit})_3$ derived from the Wannier orbitals calculated from density functional theory (DFT) has recently been reported [17]. This model contains three molecular orbitals per $\text{Mo}_3\text{S}_7(\text{dmit})_3$ molecule [cf. Figs. 1 and 2(a) and Table I]. $\text{Mo}_3\text{S}_7(\text{dmit})_3$ forms layered crystals, Fig. 3. Within the ab plane Mo molecules form a corrugated hexagonal lattice, with an inversion center between nearest neighbors, Figs. 3(c) and 3(d). In contrast along the c axis molecules are related to one another by translational symmetry, Figs. 3(a) and 3(b). This leads to rather different intra- and interlayer electronic molecular couplings. The in-plane hopping t_g links single vertices on neighboring triangles [Fig. 2(c)], which leads to a decorated hexagonal lattice in-plane, Fig. 3(d), whereas the interlayer hopping t_z connects each Wannier orbital with the equivalent orbital in the unit cell above it [Fig. 2(b)], leading to triangular tubes of Wannier orbitals perpendicular to the plane [Fig. 3(b)].

On average, four electrons occupy the three Wannier orbitals per cluster; therefore, DFT predicts that $\text{Mo}_3\text{S}_7(\text{dmit})_3$ is metallic in the absence of long-range antiferromagnetic

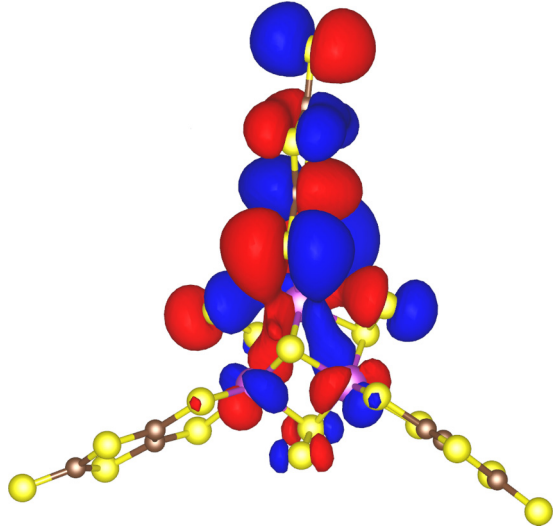


FIG. 1. A Wannier orbital on a single $\text{Mo}_3\text{S}_7(\text{dmit})_3$ complex. The other two Wannier orbitals are related by the C_3 rotational symmetry of the molecule. Data from Ref. [26].

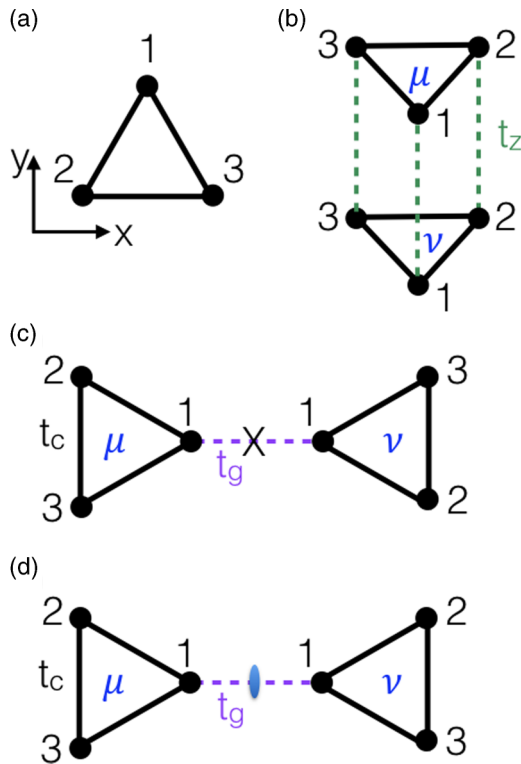


FIG. 2. Sketches of (the tight-binding terms in) the effective Hamiltonians discussed in this paper. (a) A single molecule. The local x and y axes, defined by the phase convention for the SMOC [Eq. (3)], are shown. (b) Interlayer coupling model discussed in Sec. III B; see particularly Eq. (21). (c) Inversion-symmetric interlayer coupling discussed in Sec. III A; cf. Eq. (5). The inversion center is marked by the X. (d) C_2^z -symmetric interlayer coupling discussed in Sec. III A 3. The rotation axis is marked by the oval. Note that in panel (c) the numbering on both molecules runs counterclockwise, whereas in panel (d) the numbering is clockwise on the molecule labeled ν .

TABLE I. Parameters of the minimal tight-binding model for $\text{Mo}_3\text{S}_7(\text{dmit})_3$, from [17,26]. This model is sketched in Figs. 2 and 3(b), 3(c), and defined by Eqs. (1), (5), and (21).

Parameter	Value (meV)
t_c	60
t_g	47
t_z	41
λ_z	4.9
λ_{xy}	2.5

order, which is not observed experimentally. On the other hand, $\text{Mo}_3\text{S}_7(\text{dmit})_3$ is found to be an insulator experimentally [14]. However, $\text{Mo}_3\text{S}_7(\text{dmit})_3$ cannot be a simple Mott insulator as the relevant tight-binding model is two-thirds filled, i.e., four electrons per triangular molecule [17]. The three-site Hubbard model with four electrons has a triplet ground state for any

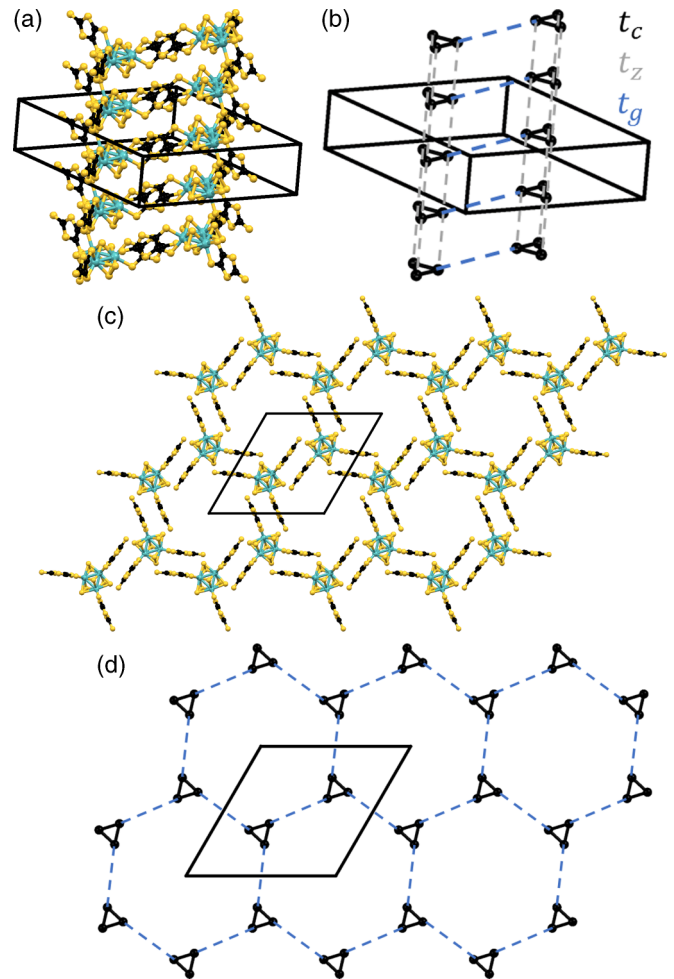


FIG. 3. Crystal structure of $\text{Mo}_3\text{S}_7(\text{dmit})_3$, after [14]. (a), (b) Triangular tubes perpendicular to the plane (along the c axis). (c), (d) Truncated hexagonal net within a plane. (a), (c) The full molecular structure: with carbons black, sulphurs yellow, and molybdenums cyan. (b), (d) Simplified model showing only the Mo atoms, which are in a one-to-one correspondence to the Wannier orbitals; cf. Fig. 1. A unit cell is marked in all panels.

$t > 0$ and $U > 0$ [22]. The Wannier/DFT calculations suggest that in $\text{Mo}_3\text{S}_7(\text{dmit})_3$ hopping in the plane (t_g) is similar to (indeed slightly larger than) the interlayer hopping (t_z); cf. Table I. Surprisingly, we have recently found that correlations drive $\text{Mo}_3\text{S}_7(\text{dmit})_3$ to the quasi-one-dimensional limit in the insulating phase [11]. Our analytical treatment, below, will allow for a full elucidation of the mechanism behind this. In particular, we will demonstrate that the emergent one-dimensionality of $\text{Mo}_3\text{S}_7(\text{dmit})_3$ is a consequence of the interplay between the internal molecular electronic structure and its crystal structure.

Furthermore, it has recently been shown that in one dimension the tendency towards molecular triplet formation remains and drives an insulating state with spin-one molecular moments [23–25]. In particular the model is insulating at two-thirds filling even when only *on-site* interactions are included; no charge order is predicted [23–25]. In the insulating phase the molecular moments are coupled by an effective Heisenberg interaction [24] causing the one-dimensional model to realize the Haldane phase [23].

In order to calculate the DM interaction we must first understand how SOC enters the problem. One possibility is via intra-atomic effects on the Mo or perhaps the S atoms, but these are suppressed by the large energy gaps to the atomic excited states. A more interesting route is that spin couples directly to the angular momenta associated with the currents running around the three Wannier orbitals on each molecule [10]. Indeed, it has been shown that this spin molecular-orbital coupling (SMOC) provides an accurate description of the (single-particle) electronic structure of $\text{Mo}_3\text{S}_7(\text{dmit})_3$ [10,26].

Given the flexibility of organometallic chemistry, it is natural to ask what physics could be relevant in other trinuclear complexes. For example, the selenated analogs of $\text{Mo}_3\text{S}_7(\text{dmit})_3$ have been synthesized, but little is known about their magnetic properties. Further, it has been shown from first principles that the SMOC is greatly enhanced in tungsten trinuclear complexes [10].

In this paper we consider the general problem of two neighboring trinuclear complexes at two-thirds filling. We consider both in-plane [Figs. 2(c) and 2(d)] and interlayer [Fig. 2(b)]

coupling. We show that the combination of electron-electron interactions, SOC, and intermolecular hopping can lead to a DM interaction between neighboring spin-one molecular moments (when not symmetry forbidden). In this sense the molecules act like complex artificial atoms. In natural atoms, the relative orientation of atoms is defined by the orientation of their local environments, e.g., the oxygen octahedra in iridates; cf. [27]. In organic systems the relative orientation of the molecules drives large changes in the DM interaction between molecules, independent of their local environments. Furthermore, the inherent flexibility of the molecular platform suggests that synthetic chemistry will allow one to tune the interactions so as to enhance or suppress particular physical effects.

The remainder of this paper is laid out as follows: In Sec. II we study the t - J model of a single molecule in the presence of SMOC. In Sec. III, we consider the effects of SMOC on the effective interactions between a pair of trinuclear clusters. Here we show that the packing motif of the crystal has a dramatic effect on the DM interactions between neighboring clusters. We also explain how the interplay of electronic correlations and quantum mechanical interference leads to a quasi-one-dimensional effective Hamiltonian, even if the material has an underlying three-dimensional electronic structure. In Sec. IV we allow for a fully general SOC and show that intermolecular SOC can also lead to DM interactions.

II. SINGLE MOLECULES

As discussed above, an accurate tight-binding model of $\text{Mo}_3\text{S}_7(\text{dmit})_3$ can be constructed with just three Wannier orbitals per molecule. The Wannier orbitals are hybrids of the dmit molecular orbitals with a single d orbital per Mo and orbitals on the S atoms in the core (see Fig. 1). It is natural that only a single d orbital per Mo atom contributes to the Wannier orbitals as the Mo atoms sit in low-symmetry environments and so the degeneracy of the Mo d orbitals is entirely lifted. These arguments apply to many multinuclear complexes; therefore, one expects that a three-orbital description will suffice in many trinuclear complexes [28].

Thus, we model the μ th molecule by the three-site single-band t - J model for holes [31], cf. Fig. 2(a):

$$H_{tJ}^{(\mu)} \equiv P_0 \left[\sum_{\sigma, j=1}^3 t_c (\hat{a}_{\mu j \sigma}^\dagger \hat{a}_{\mu j+1 \sigma} + \hat{a}_{\mu j \sigma}^\dagger \hat{a}_{\mu j-1 \sigma}) + \frac{J_c}{4} \sum_{i \neq j \neq k=1}^3 \sum_{\sigma, \sigma'} \hat{a}_{\mu i \sigma} \hat{a}_{\mu j \sigma}^\dagger (1 - \hat{n}_{\mu j \uparrow}^{(a)}) (1 - \hat{n}_{\mu j \downarrow}^{(a)}) \hat{a}_{\mu j \sigma'} \hat{a}_{\mu k \sigma'}^\dagger \right] P_0, \quad (1)$$

where $\hat{a}_{\mu j \sigma}^\dagger$ creates an electron with spin σ in the j th Wannier orbital, $\hat{n}_{\{y\}}^{(x)} = \hat{x}_{\{y\}}^\dagger \hat{x}_{\{y\}}$, and P_0 projects out states that contain empty sites. In an effective low-energy theory of the Hubbard model $J_c = 4t_c^2/U + O(t_c^3/U^2)$. Note that the second term in Eq. (1) retains the “three site” terms that are often neglected near half filling [31], as that limit will not be uniformly applicable below.

The SMOC is most naturally written in terms of the “Condon-Shortley” operators [10], $\hat{c}_{\mu k \sigma}$, that create an electron on molecule μ with angular momentum $L_z = k$ about the z axis and spin σ :

$$\hat{c}_{\mu k \sigma} = \frac{i^k}{\sqrt{3}} \sum_{j=1}^3 \hat{a}_{\mu j \sigma}^\dagger e^{i\phi_{jk}}, \quad (2)$$

where $\phi_j = 2\pi(j-1)/3$. Thus one finds [10,11] that

$$H_{SMO}^{(\mu)} \equiv \lambda_z^{(\mu)} \hat{L}_\mu^z \hat{S}_\mu^z + \frac{\lambda_{xy}^{(\mu)}}{2} (\hat{L}_\mu^- \hat{S}_\mu^+ + \hat{L}_\mu^+ \hat{S}_\mu^-) \quad (3a)$$

$$= \frac{\lambda_z^{(\mu)}}{2} (\hat{n}_{\mu 1\uparrow}^{(c)} - \hat{n}_{\mu 1\downarrow}^{(c)} - \hat{n}_{\mu-1\uparrow}^{(c)} + \hat{n}_{\mu-1\downarrow}^{(c)}) + \frac{\lambda_{xy}^{(\mu)}}{\sqrt{2}} (\hat{c}_{\mu-1\uparrow}^\dagger \hat{c}_{\mu 0\downarrow} + \hat{c}_{\mu 0\uparrow}^\dagger \hat{c}_{\mu 1\downarrow} + \hat{c}_{\mu 1\downarrow}^\dagger \hat{c}_{\mu 0\uparrow} + \hat{c}_{\mu 0\downarrow}^\dagger \hat{c}_{\mu-1\uparrow}) \quad (3b)$$

$$= \frac{i\lambda_z^{(\mu)}}{3} \sum_{j\ell} (\hat{a}_{\mu j\uparrow}^\dagger a_{\mu\ell\uparrow} - \hat{a}_{\mu j\downarrow}^\dagger a_{\mu\ell\downarrow}) \sin \phi_{j-\ell} + \frac{\lambda_{xy}^{(\mu)}}{3\sqrt{2}} [\hat{a}_{\mu j\uparrow}^\dagger a_{\mu\ell\downarrow} (e^{-i\phi_j} - e^{-i\phi_\ell}) - \hat{a}_{\mu\ell\downarrow}^\dagger a_{\mu j\uparrow} (e^{i\phi_\ell} - e^{i\phi_j})]. \quad (3c)$$

In this paper, we will primarily be interested in the DM interaction, which has leading terms at linear order in the SOC. Therefore, we analyze the Hamiltonian $H_{tJ} + H_{SMO}$, where $H_{tJ} = \sum_\mu H_{tJ}^{(\mu)}$ and $H_{SMO} = \sum_\mu H_{SMO}^{(\mu)}$, via first-order perturbation theory below, with H_{SMO} taken as the perturbation.

$\text{Mo}_3\text{S}_7(\text{dmit})_3$ is two-thirds filled (i.e., an average of two holes per molecule). Furthermore, we will see below that there is a strong analogy between the molecular problem and the Hund's physics at play in many transition metal oxides [27,29]. For a t_{2g} orbital near the Fermi energy the most interesting effects occur at the generic fillings, two electrons or two holes in the three orbitals; half filling (three electrons/holes) and one electron or hole per molecule are special cases. Furthermore, in the molecular case with $t_c > 0$ the two-electron case is a trivial band insulator. Therefore, we focus on the two-thirds-filled insulator below.

At first order in the SMOC the four-electron ground state is threefold degenerate in the physically relevant parameter regime $0 < 2J_c < t_c$, with energy $E_4^{3A} = -2t_c$. Henceforth we label the energies $E_n^{(2S+1)\Gamma}$, where n is the number of electrons, S is the magnitude of spin in the absence of SMOC, and $\Gamma \in \{A, E\}$ labels the representation of the orbital part in the absence of SMOC; A (E) irreducible representations require singly (doubly) orbitally degenerate wave functions. Similarly, we will label the eigenstates $|\Phi_n^{(2S+1)\Gamma}(j)\rangle$, where j runs over the degenerate states, and is somewhat analogous to a projection of the total angular momentum in the spherically symmetric case. The ground state wave functions, $|\Phi_4^{3A}(j)\rangle$, are

$$|\Phi_4^{3A}(1)\rangle = \frac{1}{\sqrt{3}} \sum_j \left[\hat{a}_{\mu j\downarrow} \hat{a}_{\mu j-1\downarrow} - \frac{i\lambda_{xy} e^{-i\phi_{j+1}}}{\sqrt{6}(J_c - 2t_c)} (\hat{a}_{\mu j\uparrow} \hat{a}_{\mu j-1\downarrow} - \hat{a}_{\mu j\downarrow} \hat{a}_{\mu j-1\uparrow}) \right. \\ \left. - \frac{\lambda_{xy}}{6\sqrt{2}t_c} e^{-i\phi_{j+1}} (\hat{a}_{\mu j\uparrow} \hat{a}_{\mu j-1\downarrow} + \hat{a}_{\mu j\downarrow} \hat{a}_{\mu j-1\uparrow}) \right] |\text{vac}_h\rangle, \quad (4a)$$

$$|\Phi_4^{3A}(0)\rangle = -\frac{1}{\sqrt{6}} \sum_j \left[(\hat{a}_{\mu j\uparrow} \hat{a}_{\mu j-1\downarrow} + \hat{a}_{\mu j\downarrow} \hat{a}_{\mu j-1\uparrow}) - \frac{\lambda_z}{\sqrt{3}(2J_c - 4t_c)} (\hat{a}_{\mu j\uparrow} \hat{a}_{\mu j-1\downarrow} - \hat{a}_{\mu j\downarrow} \hat{a}_{\mu j-1\uparrow}) \right. \\ \left. + \frac{\lambda_{xy}}{6t_c} e^{i\phi_{j+1}} \hat{a}_{\mu j\downarrow} \hat{a}_{\mu j-1\downarrow} + \frac{\lambda_{xy}}{6t_c} e^{-i\phi_{j+1}} \hat{a}_{\mu j\uparrow} \hat{a}_{\mu j-1\uparrow} \right] |\text{vac}_h\rangle, \quad (4b)$$

and

$$|\Phi_4^{3A}(-1)\rangle = \frac{1}{\sqrt{3}} \sum_j \left[\hat{a}_{\mu j\uparrow} \hat{a}_{\mu j-1\uparrow} + \frac{i\lambda_{xy} e^{i\phi_{j+1}}}{\sqrt{6}(J_c - 2t_c)} (\hat{a}_{\mu j\uparrow} \hat{a}_{\mu j-1\downarrow} - \hat{a}_{\mu j\downarrow} \hat{a}_{\mu j-1\uparrow}) \right. \\ \left. + \frac{\lambda_{xy}}{6\sqrt{2}t_c} e^{i\phi_{j+1}} (\hat{a}_{\mu j\uparrow} \hat{a}_{\mu j-1\downarrow} + \hat{a}_{\mu j\downarrow} \hat{a}_{\mu j-1\uparrow}) \right] |\text{vac}_h\rangle, \quad (4c)$$

where $|\text{vac}_h\rangle \equiv \hat{a}_{\mu 1\downarrow}^\dagger \hat{a}_{\mu 2\downarrow}^\dagger \hat{a}_{\mu 3\downarrow}^\dagger \hat{a}_{\mu 1\uparrow}^\dagger \hat{a}_{\mu 2\uparrow}^\dagger \hat{a}_{\mu 3\uparrow}^\dagger |0\rangle$ is the vacuum for holes and we have suppressed the molecular indices, μ , on $\lambda_{xy}^{(\mu)}$ and $\lambda_z^{(\mu)}$ for clarity (as we will do henceforth when the context is clear).

The excited states are described in Appendix A. In Fig. 4 we compare the first-order spectrum with the exact solution of the three-site t - J model with SMOC. We see that for weak to moderate SMOC the first-order expressions provide an adequate description of the single-molecule spectrum. Furthermore, we see that there is a large gap ($t_c - J_c/2$) to the first excited states, $|\Phi_4^{1E}(\pm 1)\rangle$. Note that the t - J model is only valid in the limit $U \gg t_c$, which implies that $t_c \gg J_c \simeq 4t_c^2/U$. So this gap cannot close in the regime in which our current treatment is valid. Numerical investigations of the Hubbard model with SMOC on three sites [11,30] find that this gap does not close for reasonable values of U , unless an explicit antiferromagnetic exchange interaction between neighboring Wanniers on the same molecule is also included.

In the absence of SMOC the ground states reduce to a spin triplet ($S^z \in \{-1, 0, 1\}$) with angular momentum $k = 0$ about the z axis. SMOC mixes these states with higher lying states with the same $j = k + S^z$. Here there is an important difference from the atomic case: the addition of angular momentum occurs modulo three onto the interval $(-3/2, 3/2]$. At linear order in the SMOC the ground state is also a spin triplet. This changes at second order: nevertheless the low-energy physics can still be understood in terms of a pseudospin, \mathcal{S} , triplet. At second order the degeneracy is lifted by a trigonal splitting of the triplet: $\Delta(S^z)^2$, where $\Delta = [2t_c \lambda_z^2 - J_c \lambda_{xy}^2]/12(2t_c - J_c)$; generically one expects $\Delta > 0$ as $t_c \gg J_c$; however it is possible to have $\Delta < 0$ due to the anisotropy in the SMOC if $(\lambda_{xy}/\lambda_z)^2 > t_c/J_c \simeq U/4t_c$.

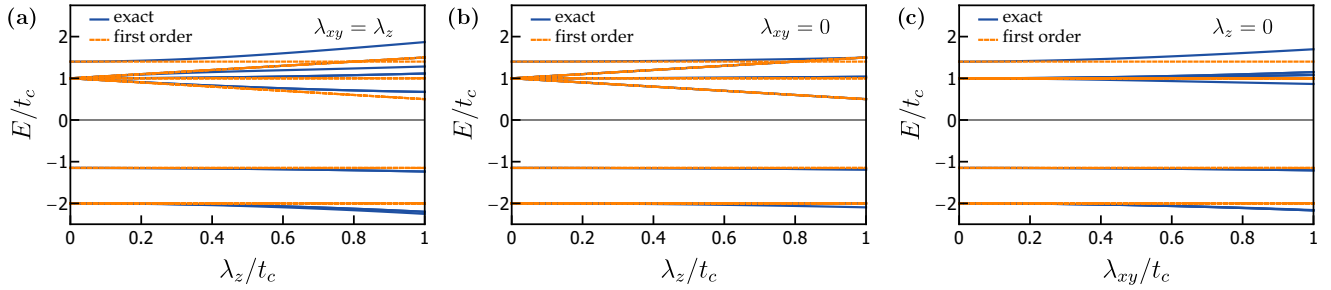


FIG. 4. Comparison of the exact solution for a single molecule with the energy to first order in the SMOC. For small J_c the spectrum is not strongly affected by the value of J_c ; here we set $J_c = 0.3t_c$ in all panels. The perturbation theory is most accurate for $\lambda_{xy} = 0$. This is unsurprising because, at first order, there are corrections to the energies due to λ_z but not λ_{xy} . This is natural because in the absence of SMOC Bloch's theorem requires that the single-molecule-energy eigenstates also be eigenstates of \hat{L}_μ^z .

Furthermore the Heisenberg exchange interactions become spatially anisotropic. We will not discuss second-order effects further here; see [11,30] for details.

Note that in specifying the eigenstates above one has picked an explicit relative gauge in the effective low-energy Hamiltonian. The above choice simplifies the analysis as it ensures that the spin-1 Pauli matrices take their usual form.

The physics of the singly charged cation and anion, which will be required to derive the effective low-energy spin models below, are described in Appendices B and C, respectively.

III. EFFECTIVE INTERACTION BETWEEN MOLECULES

We now consider a variety of potential couplings between molecules within the context of the t - J model. Intramolecular couplings are considered within perturbation theory. Thus, we derive effective low-energy Hamiltonians for the interactions between the pseudospin-1 moments in the ground state of the trimer with two holes. We use the DiracQ [32] package for Mathematica to evaluate the matrix elements for the effective spin-1 model, using the wave functions calculated to first order in SMOC (Sec. II and Appendices A–C).

In this section we consider both packing motifs relevant to $\text{Mo}_3\text{S}_7(\text{dmit})_3$ and natural generalizations of these packing motifs, which may be realized in other trinuclear complexes.

First, we discuss the molecule coupled by hopping between a single orbital on each molecule. The internal structure of the molecule means that the DM coupling between pairs of molecules related by inversion [Fig. 2(c); Sec. III A 1] is significantly different from that for pairs related by π rotations [Fig. 2(d); Sec. III A 3]. The former case is relevant to $\text{Mo}_3\text{S}_7(\text{dmit})_3$ and the later emphasizes the additional physics due to the internal structure of molecular crystals. It is also natural to consider what happens when these symmetries are broken, which we do in Secs. III A 2 and III A 4.

Second, we discuss molecules coupled by hopping from each Wannier orbital to the equivalent Wannier orbital on a neighboring molecule [cf. Fig. 2(b)] in Sec. III B. This is the case relevant to interlayer hopping in $\text{Mo}_3\text{S}_7(\text{dmit})_3$.

A. In-plane coupling

We first consider a pair of molecules coupled through a single hopping integral t_g , as sketched in Fig. 2(c). For example, this is the strongest in-plane coupling between molecules in $\text{Mo}_3\text{S}_7(\text{dmit})_3$ [17]; see Table I.

We first consider an intermolecular hopping, which, without loss of generality, we take to couple the Wannier orbital labeled “1” on each molecule:

$$H_{t_g} = -t_g \sum_{\langle\mu\nu\rangle\sigma} P_0(\hat{a}_{\mu 1\sigma}^\dagger \hat{a}_{\nu 1\sigma} + \hat{a}_{\mu 1\sigma}^\dagger \hat{a}_{\nu 1\sigma}) P_0. \quad (5)$$

For $t_g = 0$ the ground state is ninefold degenerate (as the ground state of a single molecule is threefold degenerate). Making a canonical transformation one finds that, to second order in t_g , the effective interaction between the degenerate ground states of the $t_g = 0$ problem is described by

$$\begin{aligned} & \langle \tilde{\mathcal{S}}_\mu^z, \tilde{\mathcal{S}}_\nu^z | H^{\text{eff}} | \mathcal{S}_\mu^z, \mathcal{S}_\nu^z \rangle \\ & \equiv - \sum_n \frac{\langle \tilde{\mathcal{S}}_\mu^z | \langle \tilde{\mathcal{S}}_\nu^z | H_{t_g} | n \rangle \langle n | H_{t_g} | \mathcal{S}_\mu^z \rangle | \mathcal{S}_\nu^z \rangle}{E_n - 2E_4^{3A}} \\ & = -t_g^2 \sum_{n_3=1}^8 \sum_{n_5=1}^6 \sum_{\sigma, \sigma'} \frac{1}{E_{n_3} + E_{n_5} - 2E_4^{3A}} \\ & \quad \times \langle \tilde{\mathcal{S}}_\mu^z | \hat{a}_{\mu 1\sigma}^\dagger | n_3^\mu \rangle \langle n_3^\mu | \hat{a}_{\mu 1\sigma'} | \mathcal{S}_\mu^z \rangle \\ & \quad \times \langle \tilde{\mathcal{S}}_\nu^z | \hat{a}_{\nu 1\sigma} | n_5^\nu \rangle \langle n_5^\nu | \hat{a}_{\nu 1\sigma'}^\dagger | \mathcal{S}_\nu^z \rangle \\ & \quad + \langle \tilde{\mathcal{S}}_\mu^z | \hat{a}_{\mu 1\sigma} | n_5^\mu \rangle \langle n_5^\mu | \hat{a}_{\mu 1\sigma'}^\dagger | \mathcal{S}_\mu^z \rangle \\ & \quad \times \langle \tilde{\mathcal{S}}_\nu^z | \hat{a}_{\nu 1\sigma}^\dagger | n_3^\nu \rangle \langle n_3^\nu | \hat{a}_{\nu 1\sigma'} | \mathcal{S}_\nu^z \rangle, \end{aligned} \quad (6)$$

where \mathcal{S}_μ^z ($\tilde{\mathcal{S}}_\mu^z$) $\in \{-1, 0, 1\}$ is the initial (final) spin on the μ th molecule, i.e., $|\mathcal{S}_\mu^z\rangle \equiv |\Phi_4^{3A}(\mathcal{S}_\mu^z)\rangle$, and n_3 (n_5) runs over all eigenstates of the three (five) electron monomer problem; see Appendix B (C).

As the t - J model is derived from the Hubbard model at lowest order in t/U only including the terms described by Eq. (6) neglects virtual transitions that change the occupation of the “1” orbitals on either molecule. To correct this we also include a Heisenberg coupling between the 1-Wannier orbitals on the monomers. As there are no “three-site” terms relevant to this interaction the relevant term in the Hamiltonian is

$$H_{J_g} = \sum_{\langle\mu\nu\rangle} J_g P_0 \left(\mathbf{S}_{\mu 1} \cdot \mathbf{S}_{\nu 1} - \frac{\hat{n}_{\mu 1}^{(h)} \hat{n}_{\nu 1}^{(h)}}{4} \right) P_0, \quad (7)$$

where $\hat{n}_{\mu i}^{(x)} = \sum_\sigma \hat{n}_{\mu i \sigma}^{(x)}$, $\mathbf{S}_{\mu i} = \sum_{\alpha\beta} \hat{h}_{\mu i \alpha}^\dagger \boldsymbol{\sigma}_{\alpha\beta} \hat{h}_{\mu i \beta}$ is the spin operator for holes, $\hat{h}_{\mu i \alpha}^\dagger = \hat{a}_{\mu i \alpha}$, and, in the Hubbard model,

$J_g = 4t_g^2/U + O(t^4/U^3)$ and hence $J_g/J_c = (t_g/t_c)^2 + \dots$. As J_g is already an effect at second order in t_g , we only consider perturbations at first order in J_g for consistency.

1. Molecules related by inversion symmetry

This is the case relevant to nearest neighbors in the plane in $\text{Mo}_3\text{S}_7(\text{dmit})_3$.

As angular momenta [including spin and the molecular angular momentum, \mathbf{L}_μ ; cf. Eq. (3a)] are pseudovectors $H_{SMO}^{(\mu)}$ must be identical for two molecules related by inversion. Therefore we set $\lambda_{xy}^\mu = \lambda_{xy}^\mu$ and $\lambda_z^\mu = \lambda_z^\mu$ for all molecules.

We find that, to linear order in H_{SMO} , SMOC has no effect and the effective Hamiltonian is

$$H_{S=1}^{\text{eff}} = -2Nt_c + \sum_{\mu\nu} \mathcal{J}_{\mu\nu} \left(\mathbf{S}_\mu \cdot \mathbf{S}_\nu - \frac{\hat{n}_\mu^{(h)} \hat{n}_\nu^{(h)}}{4} \right), \quad (8)$$

where N is the number of molecules, $\hat{n}_\mu^{(x)} = \sum_i \hat{n}_{\mu i}^{(x)}$, and if μ and ν are nearest neighbors in the plane [i.e., with the intermolecular coupling through a single orbital per molecule, as described by Eqs. (5) and (7); cf. Fig. 2(c)] the effective Heisenberg exchange constant is $\mathcal{J}_{\mu\nu} = \mathcal{J}_\parallel$, where

$$\mathcal{J}_\parallel = \frac{J_g}{9} + \frac{4J_c t_g^2}{81(2t_c - J_c)t_c}. \quad (9)$$

It is not surprising that there is no DM interaction for the inversion-symmetric case [1]: $\mathcal{I} \mathbf{D} \cdot \mathbf{S}_\mu \times \mathbf{S}_\nu \mathcal{I}^{-1} = \mathbf{D} \cdot \mathbf{S}_\nu \times \mathbf{S}_\mu = -\mathbf{D} \cdot \mathbf{S}_\mu \times \mathbf{S}_\nu$, where \mathcal{I} is the inversion operator. Thus, inversion requires that $\mathbf{D} = \mathbf{0}$.

2. Broken inversion symmetry

If there is no symmetry relation between molecules, e.g., they sit in crystallographically distinct locations, then there is no *a priori* relationship between the intramolecular terms in the Hamiltonian. Nevertheless for otherwise identical molecules the differences may be small. Therefore, in this section we assume that the intramolecular Hamiltonians are the same for all molecules and explore the direct consequences of molecular packing on the effective pseudospin model.

A natural approach to this is to start from the inversion-symmetric problem and rotate one of the molecules around some axis. One is not free to choose the x and y axes arbitrarily

as, in specifying the form of the SMOC, we have implicitly defined the coordinate system. In particular, it follows from the definitions given in Eqs. (2) and (3) that

$$L_\mu^+ = \frac{\sqrt{2}}{3} \sum_{lj\sigma} \hat{a}_{\mu l\sigma}^\dagger \hat{a}_{\mu j\sigma} (e^{i\phi_j} - e^{i\phi_l}), \quad (10)$$

$$L_\mu^- = \frac{\sqrt{2}}{3} \sum_{lj\sigma} \hat{a}_{\mu l\sigma}^\dagger \hat{a}_{\mu j\sigma} (e^{-i\phi_l} - e^{-i\phi_j}), \quad (11)$$

$$L_\mu^x = \frac{1}{2}(L_\mu^+ + L_\mu^-) \\ = \frac{i\sqrt{2}}{3} \sum_{lj\sigma} \hat{a}_{\mu l\sigma}^\dagger \hat{a}_{\mu j\sigma} (\sin \phi_j - \sin \phi_l), \quad (12)$$

$$L_\mu^y = \frac{-i}{2}(L_\mu^+ - L_\mu^-) \\ = \frac{i\sqrt{2}}{3} \sum_{lj\sigma} \hat{a}_{\mu l\sigma}^\dagger \hat{a}_{\mu j\sigma} (\cos \phi_j - \cos \phi_l). \quad (13)$$

Thus the x axis is parallel to $\mathbf{R}_{\mu 3} - \mathbf{R}_{\mu 2}$ (i.e., perpendicular to the intermolecular bond linking the sites labeled 1) and the y axis is parallel to $2\mathbf{R}_{\mu 1} - \mathbf{R}_{\mu 3} - \mathbf{R}_{\mu 2}$ (i.e., parallel to the intermolecular bond linking the sites labeled 1); cf. Fig. 2(a).

As we are dealing with spin-1/2 particles we rotate by an angle ϑ about the $\hat{\boldsymbol{\nu}}$ axis on the μ th molecule by applying the unitary transformation

$$\mathcal{R}_\mu^{(1/2)}(\boldsymbol{\vartheta}) = \exp \left(-\frac{i \sum_{\alpha\beta} \hat{a}_{\mu i\alpha}^\dagger \hat{\boldsymbol{\nu}} \cdot \boldsymbol{\sigma}_{\alpha\beta} \hat{a}_{\mu i\beta}}{2} \right), \quad (14)$$

where $\boldsymbol{\vartheta} = \vartheta \hat{\boldsymbol{\nu}}$ and $\boldsymbol{\sigma}$ is the vector of Pauli matrices.

The simplest method to implement this is to work always in the local frame of each molecule; this requires that we perform the inverse transformation on the intermolecular terms in the Hamiltonian. For concreteness we take the rotation to occur on the B molecule. We represent an arbitrary rotation by the Euler angles ϕ , θ , and ψ taken to be about the z , x' , and z'' axes, respectively, where the primed (double primed) coordinate system is that of the molecule after one (two) rotations, as sketched in Fig. 5. Setting $\mathcal{R}_B^{(1/2)}(-\boldsymbol{\vartheta}) = \mathcal{R}_B^{(1/2)}(\phi z) \mathcal{R}_B^{(1/2)}(\theta x') \mathcal{R}_B^{(1/2)}(\psi z'')$ yields

$$[\mathcal{R}_B^{(1/2)}(-\boldsymbol{\vartheta})]^\dagger H_g \mathcal{R}_B^{(1/2)}(-\boldsymbol{\vartheta}) = -t_g \sum_\sigma P_0 \left[\hat{a}_{A1\sigma}^\dagger \left(\hat{a}_{B1\sigma} e^{i(\phi+\psi)\sigma} \cos \frac{\theta}{2} - i \hat{a}_{B1\bar{\sigma}} e^{-i(\phi-\psi)\sigma} \sin \frac{\theta}{2} \right) \right. \\ \left. + \left(\hat{a}_{B1\sigma}^\dagger e^{-i(\phi+\psi)\sigma} \cos \frac{\theta}{2} + i \hat{a}_{B1\bar{\sigma}}^\dagger e^{i(\phi-\psi)\sigma} \sin \frac{\theta}{2} \right) \hat{a}_{A1\sigma} \right] P_0. \quad (15)$$

The generalization of the matrix elements in Eqs. (6) for this rotated operator is trivial. Further, it is straightforward to confirm that the spin operators transform as expected under rotation when written in terms of Eq. (14). Therefore,

$$[\mathcal{R}_B^{(1/2)}(-\boldsymbol{\vartheta})]^\dagger H_g \mathcal{R}_B^{(1/2)}(-\boldsymbol{\vartheta}) = J_c P_0 \left\{ S_{A1}^z [S_{B1}^z \cos \theta + (S_{B1}^y \cos \psi + S_{B1}^x \sin \psi) \sin \theta] \right. \\ \left. + \frac{1}{2} \left[S_{A1}^+ \left(S_{B1}^- \frac{1 + \cos \theta}{2} e^{-i\phi} + S_{B1}^+ \frac{1 - \cos \theta}{2} e^{i\phi} + i \hat{S}_{B1}^z \sin \theta \right) e^{-i\psi} \right. \right. \\ \left. \left. + S_{A1}^- \left(S_{B1}^+ \frac{1 + \cos \theta}{2} e^{i\phi} + S_{B1}^- \frac{1 - \cos \theta}{2} e^{-i\phi} - i \hat{S}_{B1}^z \sin \theta \right) e^{i\psi} \right] - \frac{\hat{n}_{A1} \hat{n}_{B1}}{4} \right\} P_0. \quad (16)$$

However, the final effective Hamiltonian should be written in a well defined single frame. In a specific material one would usually choose this frame from crystallographic considerations. But, as we are currently considering the general case we choose to work in the local coordinate system of the A molecule [see Fig. 2(a)]. Thus the pseudospin on the B molecule in the effective model should be rotated back into the local frame of the A molecule. As we are dealing with effective spin-1 degrees of freedom the appropriate transformations are

$$\mathcal{R}_\mu^{(1)}(\boldsymbol{\vartheta}) = \exp(-i\boldsymbol{\vartheta} \cdot \mathbf{S}_\mu). \quad (17)$$

Carrying out this process yields the effective pseudospin Hamiltonian:

$$H_{S=1}^{\text{eff}} = -2Nt_c + \sum_{\mu\nu} \left[\mathcal{J}_{\mu\nu} \left(\mathbf{S}_\mu \cdot \mathbf{S}_\nu - \frac{\hat{n}_\mu^{(h)} \hat{n}_\nu^{(h)}}{4} \right) + D_{\mu\nu} \cdot \mathbf{S}_\mu \times \mathbf{S}_\nu \right], \quad (18)$$

where $\mathcal{J}_{\mu\nu} = \mathcal{J}_\parallel$ [cf. Eq. (9)] and

$$D_{\mu\nu}^x = D_0(\sin\phi \cos\theta \cos\psi + \cos\theta \sin\psi), \quad (19a)$$

$$D_{\mu\nu}^y = D_0(\cos\phi \cos\theta \cos\psi - \sin\theta \sin\psi - 1), \quad (19b)$$

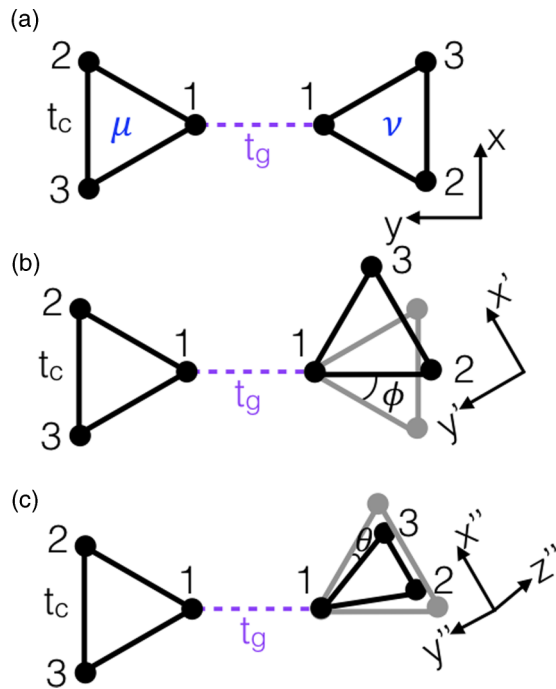


FIG. 5. Molecules packing with a rotation relative to one another leads to a DM coupling. (a) Initial arrangement with inversion symmetry and hence no DM interaction. The local axes of the ν th molecule are marked (the z axis is perpendicular to the page). (b) The ν th molecule is rotated by an angle ϕ about the z axis, defining a new local coordinate system, (x', y', z') . (c) The ν th molecule is rotated by an angle θ about the x' axis, defining a new local coordinate system, (x'', y'', z'') . To produce an arbitrary rotation $\boldsymbol{\vartheta}$, one must also complete another rotation about the z'' , not shown here. Translations have a less complicated effect on the effective Hamiltonian (only via changes of the parameters of the microscopic Hamiltonian) and are therefore not shown in this figure.

$$D_{\mu\nu}^z = D_0 \sin\theta \cos\psi, \quad (19c)$$

$$D_0 = \sqrt{2} \frac{\lambda_{xy}}{t_c} \left[\frac{(8t_c - J_c)J_g}{54(2t_c - J_c)} - \frac{J_c(4t_c + J_c)t_g^2}{243(2t_c - J_c)^2 t_c} \right]. \quad (19d)$$

Note that λ_z does not appear; this can be readily understood as the DM coupling arises from the transfer of angular momentum between the spin and orbital degrees of freedom and the molecular orbitals of a C_3 -symmetric molecule only carry angular momentum around the z axis. Figure 6 displays the variation of $D_0/\mathcal{J}_\parallel$ with the strength of the electronic correlations. One clearly sees that this ratio saturates in the strongly correlated limit.

3. Molecules related by a π rotation about the z axes (C_2^z symmetry)

We now consider a pair of molecules related by a rotation of π about a z axis, Fig. 2(d). In the absence of SMOC the tight-binding model is identical to that of a pair of molecules related by an inversion center. But C_3 molecules have structures that differentiate between “up” and “down” physical orientations; e.g., the μ_3 sulfur in $\text{Mo}_3\text{S}_7(\text{dmit})_3$ (above the center of the three Mo atoms; see Fig. 1) has no counterpart below the plane of the molecule. Thus it is clear that the $\text{Mo}_3\text{S}_7(\text{dmit})_3$ molecules in the plane are related by an inversion center and not a rotation. Nevertheless, in other materials the converse may be the case and so we briefly consider molecules related by a π rotation in this section.

C_2^z and inversion have different effects on $H_{SMO}^{(\mu)}$. Inversion leaves $H_{SMO}^{(\mu)}$ unchanged as both L_μ and S_μ are pseudovectors. However, phases arise under C_2^z rotations. Spin- $\frac{1}{2}$ particles pick up a phase of $\pi\sigma_z$, cf. Eq. (14), while angular-momentum-1 particles pick up a phase of $-\pi L_\mu^z$; cf. Eq. (17). Therefore, $\lambda_z^{(\mu)} = \lambda_z$ on all molecules, but $\lambda_{xy}^{(\mu)} = \lambda_{xy} = -\lambda_{xy}^{(\nu)}$, where μ and ν are a pair of molecules related by a C_2^z symmetry.

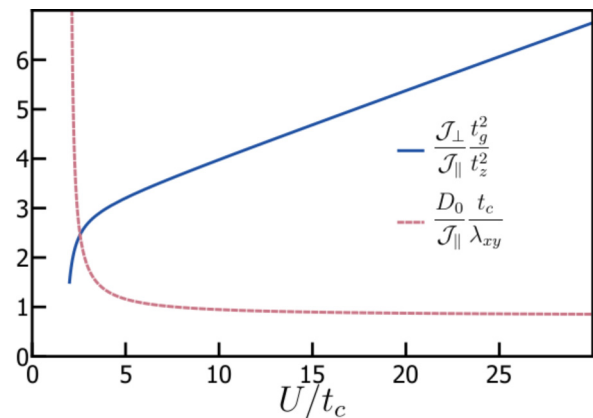


FIG. 6. Relative strengths of the effective DM and exchange interactions as a function of the interaction strength. Here we have set $J_c = 4t_c^2/U$, $J_g = 4t_g^2/U$, and $J_z = 4t_z^2/U$ to reduce the parameter space. The ratio of the in-plane DM and Heisenberg exchange constants saturates to $D_0/\mathcal{J}_\parallel = \sqrt{2}(\lambda_{xy}/t_c)[(19/33) + (92/121)(t_c/U) + O((t_c/U)^2)]$ in the strongly correlated regime ($U \rightarrow \infty$), whereas $\mathcal{J}_\perp/\mathcal{J}_\parallel = (t_\perp/t_g)^2[(3/22)(U/t_c) + (324/121) + (702/1331)(t_c/U) + O((t_c/U)^2)]$ grows linearly.

Carrying out the perturbation theory as in the inversion-symmetric case one finds that the effective low-energy model is described by Hamiltonian (18) with $\mathcal{J}_{\mu\nu} = \mathcal{J}_{\parallel}$ [cf. Eq. (9)] and the Dzyaloshinskii-Moriya interaction given by $\mathbf{D}_{\mu\nu} = (0, D_0, 0)$, where D_0 is given by Eq. (19d). We stress that it is the internal structure of the molecule that drives the differences between the inversion- and C_2^z -symmetric cases.

4. Broken C_2^z symmetry

We can consider rotating one of the pair of molecules without affecting the intramolecular terms in the Hamiltonian. This is entirely analogous to the calculation in Sec. III A 2. Again we find that the effective low-energy model is described by Hamiltonian (18); the parameters of the model are as in Eqs. (9) and (19) except that

$$D_{\mu\nu}^y = D_0(\cos \phi \cos \theta \cos \psi - \sin \theta \sin \psi + 1). \quad (20)$$

B. Interlayer coupling

We now consider a pair of molecules coupled by three hopping integrals of equal strength, t_z , such that electrons in the i th Wannier orbital on molecule μ can hop to the i th Wannier on molecule ν ; cf. Fig. 2(b). To allow for a consistent treatment of the Hubbard model we also include a superexchange interaction between the i th Wanniers on molecule μ and ν ; $J_z = 4t_z^2/U + O(t_z^4/U^4) + O(t_z^2 t_c^2/U^4)$. Thus the intermolecular coupling Hamiltonian is

$$H_z = P_0 \sum_{\mu\nu} \left[\sum_{\sigma, j=1}^3 t_z (\hat{h}_{\mu j \sigma}^\dagger \hat{h}_{\nu j \sigma} + \text{H.c.}) + J_z \left(\mathbf{S}_{\mu j} \cdot \mathbf{S}_{\nu j} - \frac{\hat{n}_{\mu j}^{(h)} \hat{n}_{\nu j}^{(h)}}{4} \right) \right] P_0. \quad (21)$$

This describes the dominant interlayer coupling in $\text{Mo}_3\text{S}_7(\text{dmit})_3$ [17]. If a pair of molecules, μ and ν , are related by translational symmetry [as is the case for layers of $\text{Mo}_3\text{S}_7(\text{dmit})_3$] $H_{SMO}^{(\mu)} = H_{SMO}^{(\nu)}$.

To first order in H_{SMO} and J_z and second order in t_z we find that there is no DM coupling. This is not a consequence of symmetry and indeed we will see below that an interlayer DM interaction is induced by longer range SOC. Thus, the effective Hamiltonian is that given in Eq. (8), but with the effective Heisenberg exchange constant $\mathcal{J}_{\mu\nu} = \mathcal{J}_{\perp}$ for nearest neighbors μ and ν perpendicular to the plane [i.e., with the intermolecular coupling between each pair of equivalent orbitals, as described by Eq. (21); cf. Fig. 2(b)], where

$$\mathcal{J}_{\perp} = \frac{J_z}{3} + \frac{4t_z^2}{9(2t_c - J_c)}. \quad (22)$$

It is interesting to note, cf. Fig. 6, that $\mathcal{J}_{\parallel} \rightarrow 0$ as $J_c \rightarrow 0$ ($U \rightarrow \infty$); cf. Eq. (9). However, \mathcal{J}_{\perp} does not vanish in that limit. We have previously observed this numerically in the Hubbard model of $\text{Mo}_3\text{S}_7(\text{dmit})_3$ [11]. The Hubbard model results asymptote towards the t - J results as $U \rightarrow \infty$, but only very slowly. Nevertheless, the current analytical treatment allows us to gain a deeper understanding of this emergent quasi-one-dimensionality.

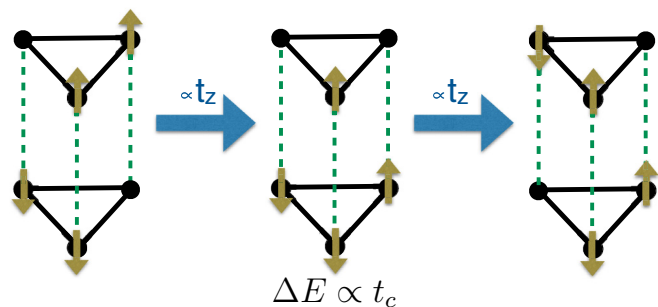


FIG. 7. Classical cartoon of a process that contributes to \mathcal{J}_{\perp} in the strongly correlated limit, $J_c, J_z \rightarrow 0$ ($U \rightarrow \infty$). On the far left we sketch one of the states in the low-energy subspace, $|\mathcal{S}_{\text{upper}}^z = 1, \mathcal{S}_{\text{lower}}^z = -1\rangle$, with holes marked by (yellow) arrows; the actual single-molecule eigenstates are linear superpositions of cyclic permutations of the states sketched here. One hole hops from the upper molecule to the lower molecule along the right-hand bond with an amplitude proportional to t_z . This leaves an intermediate state that is higher in energy than the initial state by $\Delta E \equiv E_5^{2\Gamma'}(k_1, \sigma) + E_3^{(2S+1)\Gamma} - 2E_4$. For $\lambda_z = \lambda_{xy} = 0$ and $J_c \rightarrow 0$ we have $E_3^{(2S+1)\Gamma} = 0$ for all S, Γ and $E_5^{2\Gamma'}(k_1, \sigma) = 2t_c \cos(2\pi k_1/3)$ for all Γ', σ ; hence $\Delta E = 2t_c[1 + \cos(2\pi k_1/3)]$. This intermediate excited state has an amplitude proportional to t_z for the hole on the left-hand site to hop back to the top molecule giving the state $|0,0\rangle$, which is again part of the low-energy manifold. From this and similar processes one expects $\mathcal{J}_{\perp} \propto t_c^2/t_c$ in the strongly correlated limit, as we find explicitly; cf. Eq. (22). However, this classical picture is somewhat oversimplified because the holes are not localized in the true single-molecule eigenstates. Therefore a more complete treatment must include quantum mechanical interference, as described in the main text (Sec. III B).

Consider the processes sketched in Figs. 7 and 8. A hole hops between a pair of molecules along a particular “bond.” One molecule now contains one hole; the states of the eigenstates on this molecule are trivial Bloch states (see Appendix C), and will not concern us further. The other molecule contains three holes and is described by a Heisenberg

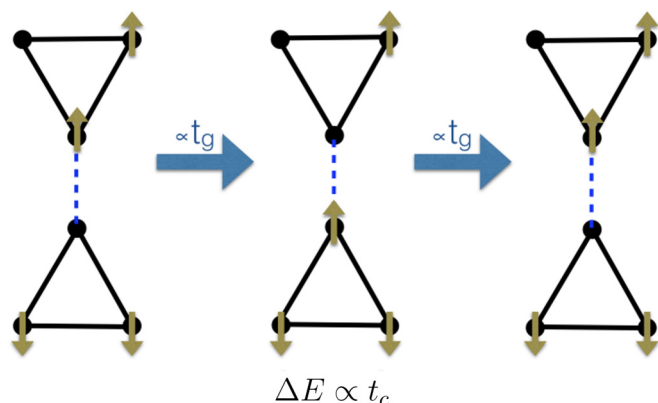


FIG. 8. Classical cartoon illustrating the suppression of $\mathcal{J}_{\parallel} \rightarrow 0$ in the strongly correlated limit, $J_c, J_g \rightarrow 0$ ($U \rightarrow \infty$). Electrons can still hop between the two molecules, but no processes at second order can change the net spin on either molecule. Thus, there is a constant offset in the energy at second order, but the effective exchange coupling between molecules vanishes.

model in the $U \rightarrow \infty$ limit. The eigenstates (cf. Appendix B) are a two spin-doublets with energy $E_3^{2E} = -3J_c/2$ and a spin-quadruplet with energy $E_3^{4A} = 0$. Note that as $J_c \rightarrow 0$ these states become (eightfold) degenerate. This enhances the effects of interference between the different intermediate excited states in the sum in Eq. (6). The interference is destructive if the system returns to the low-energy subspace by a hole hopping along the same ‘‘bond’’ as in the initial step, but constructive if the second hop is along a different bond. This explains why \mathcal{J}_{\parallel} vanishes in this limit, but \mathcal{J}_{\perp} does not. Conversely, if J_c is increased from zero the degeneracy between the spin quadruplet and the spin doublets is lifted and the interference is suppressed.

IV. SPIN-ORBIT COUPLING ON THE INTERMOLECULAR BONDS

So far we have assumed that SOC is a purely intramolecular effect. This is not true in general. The Pauli equation [33] gives the SOC as

$$H_{\text{SO}}^{\text{Pauli}} = \frac{\hbar}{4m^2c^2} [\mathbf{p} \times \nabla V(\mathbf{r})] \cdot \boldsymbol{\sigma}, \quad (23)$$

where \mathbf{p} is the electronic momentum operator and $V(\mathbf{r})$ is the potential in which the electrons move. It is straightforward to calculate the matrix elements between Wannier spin orbitals $|j, \alpha\rangle$ for this interaction, which yields

$$\langle \mu, i, \alpha | H_{\text{SO}}^{\text{Pauli}} | \nu, j, \beta \rangle = i \lambda_{\mu\nu;ij} \cdot \boldsymbol{\sigma}_{\alpha\beta}, \quad (24)$$

where the pseudovectors $\lambda_{\mu\nu;ij}$ are real, material-specific constants; the reality of the $\lambda_{\mu\nu;ij}$ is a consequence of SU(2) invariance.

Carrying out the perturbation theory to first order in

$$H_{\text{SOI}} \equiv i \sum_{\mu\nu} \sum_{i,j=1}^3 \sum_{\alpha\beta} \lambda_{\mu\nu;ij} \cdot \boldsymbol{\sigma}_{\alpha\beta} \hat{a}_{\mu i \alpha}^{\dagger} \hat{a}_{\nu j \beta} + \text{H.c.} \quad (25)$$

and H_{SMO} and second order in

$$H_t = P_0 \sum_{\mu\nu\sigma} \sum_{i,j=1}^3 t_{\mu\nu;ij} (\hat{a}_{\mu i \sigma}^{\dagger} \hat{a}_{\nu j \sigma} + \text{H.c.}) P_0 \quad (26)$$

[the intramolecular exchange terms do not contribute to the DM interaction beyond terms similar to Eq. (19d), and so we neglect these for simplicity] one finds that

$$D_{\mu\nu}^z = \sum_{i,j=1}^3 \Upsilon_{ij} \lambda_{\mu\nu;ij}^z, \quad (27a)$$

$$D_{\mu\nu}^y = \Xi^y \lambda_{xy} + \sum_{i,j=1}^3 \Upsilon_{ij} \lambda_{\mu\nu;ij}^y, \quad (27b)$$

$$D_{\mu\nu}^x = \Xi^x \lambda_{xy} + \sum_{i,j=1}^3 \Upsilon_{ij} \lambda_{\mu\nu;ij}^x. \quad (27c)$$

The general expressions for Υ_{ij} and the Ξ^n are given in Appendix D. However, given the complexity of these expressions, it is more instructive to examine some special cases.

A. Simple tube

Here we consider the natural extension of the interlayer model discussed in Sec. III B, i.e., $t_{\mu\nu;ij} = t_{\mu\nu} \delta_{ij}$ and $\lambda_{\mu\nu;ij} = \lambda_{\mu\nu} \delta_{ij}$. This yields $\Xi^x = \Xi^y = 0$ and $\Upsilon_{ij} = \delta_{ij} 8t_{\mu\nu} / [9(J_c - 2t_c)]$. Hence

$$\mathbf{D}_{\mu\nu} = \frac{8t_{\mu\nu}}{9(J_c - 2t_c)} \boldsymbol{\lambda}_{\mu\nu}. \quad (28)$$

B. Mo₃S₇(dmit)₃

Recently Wannier orbitals for Mo₃S₇(dmit)₃ have been constructed from density functional calculations [17]. These have been used to provide parametrizations of the single-particle electronic structure in terms of the tight-binding model. Furthermore, similar calculations have been reported from four-component relativistic density functional theory [26]. The hopping integrals ($t_{\mu\nu;ij}$) do not show significant changes from the initial (scalar relativistic) calculations, but this process does allow for the calculation of the parameters in H_{SMO} and H_{SOI} from first principles. This parametrization contains all of the terms in the simple tube model described above and additional terms, for example hopping and SOC between nonequivalent sites of different molecules (i.e., $t_{\mu\nu;ij} \neq t_{\mu\nu} \delta_{ij}$ and $\lambda_{\mu\nu;ij} \neq \lambda_{\mu\nu} \delta_{ij}$).

First we consider nearest neighbors along the c axis. The molecules stack above/below one another so as to retain the C_3 symmetry of the individual molecules. Therefore the parameters are rotationally invariant and we can write $t_{\mu\nu;ij} = t(i-j)$ and $\lambda_{\mu\nu;ij} = \lambda(i-j)$, where we have suppressed the molecular labels on the right-hand sides for clarity; in both cases the subtraction is defined modulo 3. One finds that $\Xi^x = \Xi^y = 0$ and hence the DM interaction between nearest neighbors along the c axis, \mathbf{D}_{\perp} , is

$$\mathbf{D}_{\perp} = \frac{8}{9(J_c - 2t_c)} \sum_{ij} \boldsymbol{\lambda}(i)t(j). \quad (29)$$

Similarly, one finds that the effective exchange interaction between nearest neighbors in the c direction, \mathcal{J}_{\perp} , is

$$\mathcal{J}_{\perp} = \frac{8}{9(2t_c - J_c)} \sum_{ij} t(i)t(j) \left(\delta_{ij} - \frac{1}{2} \right). \quad (30)$$

We plot the variation of \mathbf{D}_{\perp} and \mathcal{J}_{\perp} in Fig. 9, where we have parametrized $J_c = 4t_c^2/U$. Note that the perturbation theory breaks down for large J_c (small U).

It is interesting to note that the common denominators of Eqs. (29) and (30) imply that the $\mathbf{D}_{\perp}/\mathcal{J}_{\perp}$ is independent of J_c , which is not accurately known in Mo₃S₇(dmit)₃ due to the absence of a first-principles calculation of U . For the tight-binding and SOC parameters calculated from first principles for Mo₃S₇(dmit)₃ one finds that $\mathbf{D}_{\perp}/\mathcal{J}_{\perp} = (0.006, -0.004, 0.019)$. This could be enhanced by an order of magnitude or more, by moving to systems where the molybdenum is substituted by tungsten and/or the sulfur is substituted by selenium [10], suggesting that in such materials the DM interaction will play a significant role.

Nearest neighbors in the basal plane of Mo₃S₇(dmit)₃ are separated by an inversion center. It therefore follows trivially that the in-plane DM interaction vanishes [1]. Thus in the

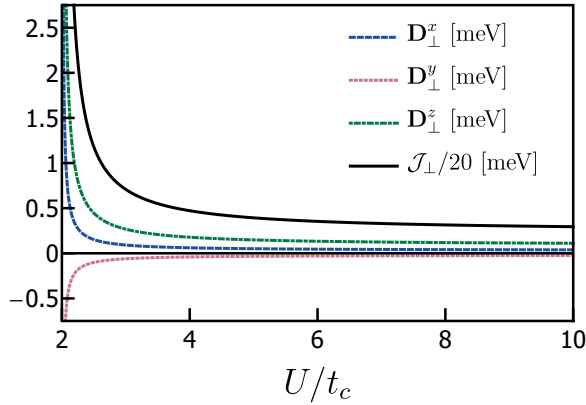


FIG. 9. Effective interlayer DM and exchange interactions in $\text{Mo}_3\text{S}_7(\text{dmit})_3$ as a function of the interaction strength. Here we have set $J_c = 4t_c^2/U$ and taken all other parameters from first-principles calculations [17,26]. Note that the perturbation theory breaks down as $U \rightarrow 2t_c$.

large- U limit the effective Hamiltonian is that of a spin-1 Heisenberg chain with DM interaction:

$$H_{\text{Mo}}^{\text{eff}} = \sum_{\mu} [\mathcal{J}_{\perp} \mathbf{S}_{\mu} \cdot \mathbf{S}_{\mu+1} + \mathbf{D}_{\perp} \cdot \mathbf{S}_{\mu} \times \mathbf{S}_{\mu+1}], \quad (31)$$

where, we have dropped constant terms. Without loss of generality we can choose the quantization (z) axis for the effective spin (\mathbf{S}_{μ}) to lie parallel to \mathbf{D}_{\perp} , yielding

$$H_{\text{Mo}}^{\text{eff}} = \sum_{\mu} \left\{ \frac{1}{2} [(\mathcal{J}_{\perp} + iD_{\perp}) \mathcal{S}_{\mu}^+ \cdot \mathcal{S}_{\mu+1}^- + \text{H.c.}] + \mathcal{J}_{\perp} \mathcal{S}_{\mu}^z \cdot \mathcal{S}_{\mu+1}^z \right\}, \quad (32)$$

where $D_{\perp} = |\mathbf{D}_{\perp}|$. The gauge transformation $\mathcal{S}_{\mu}^- \rightarrow \mathcal{S}_{\mu}^- \exp[\mu \tan^{-1}(D_{\perp}/\mathcal{J}_{\perp})]$ gives

$$H_{\text{Mo}}^{\text{eff}} = \mathcal{J}^* \sum_{\mu} [\mathcal{S}_{\mu}^x \cdot \mathcal{S}_{\mu+1}^x + \mathcal{S}_{\mu}^y \cdot \mathcal{S}_{\mu+1}^y + \Delta^* \mathcal{S}_{\mu}^z \cdot \mathcal{S}_{\mu+1}^z], \quad (33)$$

where $\mathcal{J}^* = \sqrt{\mathcal{J}_{\perp}^2 + D_{\perp}^2}$ and $\Delta^* = \cos(D_{\perp}/\mathcal{J}_{\perp})$. For the pure spin-1 model the Haldane phase is believed to be stable for $0 \lesssim \Delta^*/\mathcal{J}^* \lesssim 1.2$ [35].

The large charge fluctuations expected for $\text{Mo}_3\text{S}_7(\text{dmit})_3$ [25] imply that the value of the Haldane gap is likely to be strongly suppressed from the value of the spin-1 Heisenberg chain [24] (where the gap $\sim 0.4\mathcal{J}_{\perp}$ [34]). Nevertheless $D_{\perp} = 0.02\mathcal{J}_{\perp}$ is still likely small compared to the Haldane gap and so the DM interaction is unlikely to destabilize the Haldane phase. However, this does not mean that it does not have important physical effects. For example, DM coupling is known to lead to a significant enhancement in the magnetic susceptibility [36]; furthermore it has been argued that this is relevant to $\text{Ni}(\text{C}_2\text{H}_8\text{N}_2)_2\text{NO}_2(\text{ClO}_4)$ where the DM coupling is estimated to be the same order of magnitude as we have calculated above [36]. It has also been proposed that the DM interaction will lead to significant changes in the electron spin resonance spectrum [37].

V. CONCLUSIONS

We found that the effective Heisenberg exchange coupling constants, $\mathcal{J}_{\mu\nu}$, are strongly dependent on how the (spatially separated; cf. Fig. 1) Wannier orbitals on the two molecules couple. If the intramolecular coupling is purely through a single orbital on each molecule then $\mathcal{J} \rightarrow 0$ in the strongly correlated limit. In contrast if all three Wannier orbitals couple to the equivalent orbital on the neighboring molecule $\mathcal{J} \neq 0$ in the strongly correlated limit. This can be understood by considering the interference between the many different intermediate excited states contributing to effective exchange. In the former case the interference is purely destructive, whereas the latter case also contains constructive interference effects, which allows the effective exchange coupling to remain nonzero even as $U \rightarrow \infty$.

We have also seen that in multinuclear coordination complexes the DM interaction is strongly dependent on factors that are absent or significantly different in the atomic crystals (as opposed to molecular crystals), such as transition metal oxides.

We found that the nature of the coupling between molecules, i.e., which orbitals electrons can hop between and the relative strength of this hopping and its spin-orbit-coupled analog, strongly affects the nature of the DM interaction. This effect is somewhat analogous to atomic systems where multiple orbitals on a single atom are relevant [27,38,39].

If two spherically symmetric objects are brought together, the new system is inversion symmetric and therefore cannot have a DM interaction. In atomic crystals the spherical symmetry of the atom is broken by the crystal field due to its local environment. It is the relative orientation of the local environments of the heavy atoms with unpaired electrons that determines the nature of the DM interaction. In molecular crystals the fundamental building block is not spherically symmetric. Therefore, one does not require a strong crystal field to observe a DM interaction.

Furthermore, a wide variety of molecular packing motifs and angles is found in the vast array of molecular crystals. In contrast, the chemistry of, say, transition metal oxides means that the vast majority of materials have similar structures—typically 90° or 180° metal-oxygen-metal angles and distortions of these structures. Therefore, one might expect a greater range of possibilities to be realized in molecular crystals. However, quantum interference due to hopping between Wannier orbitals on the same molecule leads to new effects not seen in atomic crystals where the atomic orbitals on any individual atom can always be chosen so that there is no direct hopping between them.

On the basis of the above results and recent DFT calculations of the SOC in $\text{Mo}_3\text{S}_7(\text{dmit})_3$ we argued that the Haldane phase is likely to be stable to the DM interaction in $\text{Mo}_3\text{S}_7(\text{dmit})_3$, despite the strong charge fluctuations previously predicted due to the internal electron dynamics of within the molecules. Nevertheless, comparison with previous calculations suggests that the DM interaction may lead to experimentally observable changes in $\text{Mo}_3\text{S}_7(\text{dmit})_3$, such as an enhancement of the magnetic susceptibility.

Key experimental tests of these predictions include the detection of the spin-1/2 edge states characteristic of the

Haldane phase [40] in $\text{Mo}_3\text{S}_7(\text{dmit})_3$. Suitable probes include electron spin resonance (ESR) [41] or nuclear magnetic resonance (NMR) [42]. Magnetic resonance experiments should also be sensitive to the enhancement of the magnetic susceptibility because of the DM coupling [36,37]. Furthermore, the chemical replacement of $\text{Mo}_3\text{S}_7(\text{dmit})_3$ with nonmagnetic impurities should lead to dramatic changes of density of edge spins.

A number of synthetic approaches are also suggested by this work. For example, growing materials with heavier metals, or replacing S by Se or Te, should significantly enhance the

SMOC [10]. More exotically, monolayer films could open up the possibility of controlling the interactions within a two-dimensional material.

ACKNOWLEDGMENTS

This work was supported by the Australian Research Council through Grants No. FT130100161, No. DP130100757, and No. DP160100060. J.M. acknowledges financial support from (MAT2015-66128-R) MINECO/FEDER (MAT2015-66128-R), UE.

APPENDIX A: EXCITED STATES OF THE NEUTRAL MOLECULE

The lowest lying excited state of the neutral molecule is a doublet with energy $E_4^{1E} = -(J_c/2) - t_c$ to first order in the SMOC. The wave functions are

$$|\Phi_4^{1E}(1)\rangle = \frac{1}{\sqrt{6}} \sum_j \left[e^{i\phi_{j+1}} (\hat{a}_{\mu j \uparrow} \hat{a}_{\mu j-1 \downarrow} - \hat{a}_{\mu j \downarrow} \hat{a}_{\mu j-1 \uparrow}) + \frac{i\lambda_{xy}}{\sqrt{3}(J_c - 2t_c)} \hat{a}_{\mu j \uparrow} \hat{a}_{\mu j-1 \uparrow} + \frac{2i\lambda_{xy} e^{-i\phi_{j+1}}}{\sqrt{3}(J_c + 4t_c)} \hat{a}_{\mu j \downarrow} \hat{a}_{\mu j-1 \downarrow} \right. \\ \left. + \frac{i\lambda_z e^{i\phi_{j+1}}}{\sqrt{3}(J_c + 4t_c)} (\hat{a}_{\mu j \uparrow} \hat{a}_{\mu j-1 \downarrow} + \hat{a}_{\mu j \downarrow} \hat{a}_{\mu j-1 \uparrow}) \right] |\text{vac}_h\rangle, \quad (\text{A1})$$

$$|\Phi_4^{1E}(-1)\rangle = \frac{1}{\sqrt{6}} \sum_j \left[e^{-i\phi_{j+1}} (\hat{a}_{\mu j \uparrow} \hat{a}_{\mu j-1 \downarrow} - \hat{a}_{\mu j \downarrow} \hat{a}_{\mu j-1 \uparrow}) - \frac{i\lambda_{xy}}{\sqrt{3}(J_c - 2t_c)} \hat{a}_{\mu j \downarrow} \hat{a}_{\mu j-1 \downarrow} \right. \\ \left. + \frac{i\lambda_z e^{-i\phi_{j+1}}}{\sqrt{3}(J_c + 4t_c)} (\hat{a}_{\mu j \uparrow} \hat{a}_{\mu j-1 \downarrow} + \hat{a}_{\mu j \downarrow} \hat{a}_{\mu j-1 \uparrow}) - \frac{2i\lambda_{xy} e^{i\phi_{j+1}}}{\sqrt{3}(J_c + 4t_c)} \hat{a}_{\mu j \uparrow} \hat{a}_{\mu j-1 \uparrow} \right] |\text{vac}_h\rangle. \quad (\text{A2})$$

In the absence of SOC the next manifold of excited states is a sextuplet (a spin triplet with twofold orbital degeneracy). SOC splits these states into three doublets with energies $E_4^{3_{ks}E} = t_c + ks\lambda_z/2$, where $s = -1, 0$, or 1 is the projection of the spin in the z -direction (i.e., eigenvalue of S_z) in the absence of SMOC and k is the molecular-orbital angular momentum in the absence of SMOC. The corresponding wave functions are

$$|\Phi_4^{3_1E}(0)\rangle = \frac{1}{\sqrt{3}} \sum_j \left[e^{i\phi_{j+1}} \hat{a}_{\mu j \downarrow} \hat{a}_{\mu j-1 \downarrow} - \frac{\lambda_{xy}}{6\sqrt{2}t_c} (\hat{a}_{\mu j \uparrow} \hat{a}_{\mu j-1 \downarrow} + \hat{a}_{\mu j \downarrow} \hat{a}_{\mu j-1 \uparrow}) \right. \\ \left. - \frac{\lambda_{xy}}{\sqrt{6}(4J_c - 2t_c)} (\hat{a}_{\mu j \uparrow} \hat{a}_{\mu j-1 \downarrow} - \hat{a}_{\mu j \downarrow} \hat{a}_{\mu j-1 \uparrow}) \right] |\text{vac}_h\rangle, \quad (\text{A3})$$

$$|\tilde{\Phi}_4^{3_1E}(0)\rangle = \frac{1}{\sqrt{3}} \sum_j \left[e^{-i\phi_{j+1}} \hat{a}_{\mu j \uparrow} \hat{a}_{\mu j-1 \uparrow} - \frac{\lambda_{xy}}{6\sqrt{2}t_c} (\hat{a}_{\mu j \uparrow} \hat{a}_{\mu j-1 \downarrow} + \hat{a}_{\mu j \downarrow} \hat{a}_{\mu j-1 \uparrow}) \right. \\ \left. - \frac{\lambda_{xy}}{\sqrt{6}(4J_c - 2t_c)} (\hat{a}_{\mu j \uparrow} \hat{a}_{\mu j-1 \downarrow} - \hat{a}_{\mu j \downarrow} \hat{a}_{\mu j-1 \uparrow}) \right] |\text{vac}_h\rangle, \quad (\text{A4})$$

$$|\Phi_4^{3_0E}(-1)\rangle = \frac{1}{\sqrt{6}} \sum_j \left[e^{i\phi_{j+1}} (\hat{a}_{\mu j \uparrow} \hat{a}_{\mu j-1 \downarrow} + \hat{a}_{\mu j \downarrow} \hat{a}_{\mu j-1 \uparrow}) - \frac{\lambda_{xy}}{6t_c} \hat{a}_{\mu j \uparrow} \hat{a}_{\mu j-1 \uparrow} \right. \\ \left. + \frac{i\lambda_z e^{i\phi_{j+1}}}{\sqrt{3}(J_c + 4t_c)} (\hat{a}_{\mu j \uparrow} \hat{a}_{\mu j-1 \downarrow} - \hat{a}_{\mu j \downarrow} \hat{a}_{\mu j-1 \uparrow}) \right] |\text{vac}_h\rangle, \quad (\text{A5})$$

$$|\Phi_4^{3_0E}(1)\rangle = \frac{1}{\sqrt{6}} \sum_j \left[e^{-i\phi_{j+1}} (\hat{a}_{\mu j \uparrow} \hat{a}_{\mu j-1 \downarrow} + \hat{a}_{\mu j \downarrow} \hat{a}_{\mu j-1 \uparrow}) + \frac{\lambda_{xy}}{6t_c} \hat{a}_{\mu j \downarrow} \hat{a}_{\mu j-1 \downarrow} \right. \\ \left. + \frac{i\lambda_z e^{-i\phi_{j+1}}}{\sqrt{3}(J_c + 4t_c)} (\hat{a}_{\mu j \uparrow} \hat{a}_{\mu j-1 \downarrow} - \hat{a}_{\mu j \downarrow} \hat{a}_{\mu j-1 \uparrow}) \right] |\text{vac}_h\rangle, \quad (\text{A6})$$

$$|\Phi_4^{3_{-1}E}(1)\rangle = \frac{1}{\sqrt{3}} \sum_j \left[e^{i\phi_{j+1}} \hat{a}_{\mu j \uparrow} \hat{a}_{\mu j-1 \uparrow} - \frac{2i\lambda_{xy} e^{-i\phi_{j+1}}}{\sqrt{6}(J_c + 4t_c)} (\hat{a}_{\mu j \uparrow} \hat{a}_{\mu j-1 \downarrow} - \hat{a}_{\mu j \downarrow} \hat{a}_{\mu j-1 \uparrow}) \right] |\text{vac}_h\rangle, \quad (\text{A7})$$

$$|\Phi_4^{3_{-1}E}(-1)\rangle = \frac{1}{\sqrt{3}} \sum_j \left[e^{-i\phi_{j+1}} \hat{a}_{\mu j \downarrow} \hat{a}_{\mu j-1 \downarrow} + \frac{2i\lambda_{xy} e^{i\phi_{j+1}}}{\sqrt{6}(J_c + 4t_c)} (\hat{a}_{\mu j \uparrow} \hat{a}_{\mu j-1 \downarrow} - \hat{a}_{\mu j \downarrow} \hat{a}_{\mu j-1 \uparrow}) \right] |\text{vac}_h\rangle. \quad (\text{A8})$$

Note that $|\tilde{\Phi}_4^{3^1E}(0)\rangle = \mathcal{T}|\Phi_4^{3^1E}(0)\rangle$ where \mathcal{T} is the time reversal operator.

Finally, the highest lying excited state with two holes is a singlet with energy $E_4^{1A} = -2J_c + 2t_c$ and wave function

$$|\Phi_4^{1A}(0)\rangle = \frac{1}{\sqrt{6}} \sum_j \left[(\hat{a}_{\mu j \uparrow} \hat{a}_{\mu j-1 \downarrow} - \hat{a}_{\mu j \downarrow} \hat{a}_{\mu j-1 \uparrow}) + \frac{\lambda}{\sqrt{3}(2J_c - 4t_c)} (\hat{a}_{\mu j \uparrow} \hat{a}_{\mu j-1 \downarrow} + \hat{a}_{\mu j \downarrow} \hat{a}_{\mu j-1 \uparrow}) + \frac{\lambda_{xy} e^{i\phi_{j+1}}}{\sqrt{3}(4J_c - 2t_c)} \hat{a}_{\mu j \downarrow} \hat{a}_{\mu j-1 \downarrow} + \frac{\lambda_{xy} e^{-i\phi_{j+1}}}{\sqrt{3}(4J_c - 2t_c)} \hat{a}_{\mu j \uparrow} \hat{a}_{\mu j-1 \uparrow} \right] |\text{vac}_h\rangle. \quad (\text{A9})$$

In the physically relevant parameter regime, $0 < 2J_c < t_c$, we have $E_4^{3A} < E_4^{1E} < E_4^{3E} < E_4^{1A}$.

APPENDIX B: CATION

As we will be interested in the physics due to superexchange between neighboring molecules we also need to understand the physics of the single anion and cation.

For three holes (half filling) the three-site t - J model reduces to the Heisenberg model. SMOC does not change the three-hole states as $H_{SMO}^{(\mu)}$ involves moving electrons between Wannier orbitals [cf. Eq. (3c)] and thus would produce empty sites. Therefore, we are left with the straightforward problem of solving the three-site Heisenberg model. The eigenstates include two pairs of spin doublets with E symmetry, energy $E_3^{2E} = -3J_c/2$, and wave functions

$$|\Phi_3^{2E}(k, \sigma)\rangle = \frac{1}{\sqrt{3}} \sum_{j=1}^3 e^{i\phi_j k} \hat{a}_{\mu j \sigma} \hat{a}_{\mu j \bar{\sigma}}^\dagger \hat{a}_{\mu 1 \bar{\sigma}} \hat{a}_{\mu 2 \bar{\sigma}} \hat{a}_{\mu 3 \bar{\sigma}} |\text{vac}_h\rangle, \quad (\text{B1})$$

which describes a spin wave with angular momentum $k = \pm 1$ and net spin $\sigma = \pm 1/2$. The remaining states comprise a fully polarized spin quadruplet with A orbital symmetry, energy $E_3^{4A} = 0$, and wave functions

$$|\Phi_3^{4A}(3/2)\rangle = \hat{a}_{\mu 1 \downarrow} \hat{a}_{\mu 2 \downarrow} \hat{a}_{\mu 3 \downarrow} |\text{vac}_h\rangle, \quad (\text{B2})$$

$$|\Phi_3^{4A}(1/2)\rangle = \frac{1}{\sqrt{3}} \sum_{j=1}^3 \hat{a}_{\mu j \uparrow} \hat{a}_{\mu j \downarrow}^\dagger \hat{a}_{\mu 1 \downarrow} \hat{a}_{\mu 2 \downarrow} \hat{a}_{\mu 3 \downarrow} |\text{vac}_h\rangle, \quad (\text{B3})$$

$$|\Phi_3^{4A}(-1/2)\rangle = \frac{1}{\sqrt{3}} \sum_{j=1}^3 \hat{a}_{\mu j \downarrow} \hat{a}_{\mu j \uparrow}^\dagger \hat{a}_{\mu 1 \uparrow} \hat{a}_{\mu 2 \uparrow} \hat{a}_{\mu 3 \uparrow} |\text{vac}_h\rangle, \quad (\text{B4})$$

and

$$|\Phi_3^{4A}(-3/2)\rangle = \hat{a}_{\mu 1 \uparrow} \hat{a}_{\mu 2 \uparrow} \hat{a}_{\mu 3 \uparrow} |\text{vac}_h\rangle. \quad (\text{B5})$$

APPENDIX C: ANION

For one hole the t - J model reduces to the tight-binding model. The eigenstates of H_{tJ} can be written as either the Bloch or Condon-Shortley basis states (as these only differ by phase factors) and have energy $\epsilon_k = 2t_c \cos k$ as expected. Clearly, even with SMOC, this problem is straightforward to solve exactly. But, consistency requires the first-order energies and wave functions, which are $E_5^{2A}(0, \sigma) = 2t_c$, $E_5^{2E}(k, \sigma) = -t_c - k\sigma\lambda_z$,

$$|\Phi_5^{2A}(0, \sigma)\rangle = \frac{1}{\sqrt{3}} \sum_{j=1}^3 \left(\hat{a}_{\mu j \bar{\sigma}} + \frac{\sqrt{2}\sigma\lambda_{xy}}{3t_c} e^{i2\sigma\phi_j} \hat{a}_{\mu j \sigma} \right) |\text{vac}_h\rangle, \quad (\text{C1})$$

and

$$|\Phi_5^{2E}(k, \sigma)\rangle = -\frac{1}{\sqrt{3}} \sum_{j=1}^3 \left(k e^{i\phi_j k} \hat{a}_{\mu j \bar{\sigma}} - \frac{\lambda_{xy} \delta_{k, 2\bar{\sigma}}}{3\sqrt{2}t_c} \hat{a}_{\mu j \sigma} \right) |\text{vac}_h\rangle, \quad (\text{C2})$$

where $k = \pm 1$ and $\sigma = \pm 1/2$.

APPENDIX D: PARAMETERS IN EQUATIONS (27)

$$\Upsilon_{ij} = \frac{4}{81(J_c - 2t_c)t_c} \sum_{g,h=1}^3 t_{gh} \{ 3t_c(1 - \delta_{ig}\delta_{jh})(2\delta_{ig} + 2\delta_{jh} - 1) - J_c[\cos(\phi_i - \phi_g) + \cos(\phi_j - \phi_h)] \}, \quad (\text{D1})$$

$$\begin{aligned}
\Xi^x = & \frac{\lambda_{xy}}{81\sqrt{6}(J_c - 2t_c)^2} \left\{ \left[\frac{J_c}{t_c} \right]^2 \left[-t_{1,2}^2 + (5t_{2,2} - 2t_{2,3} + 4t_{3,1} + 3t_{3,2} + 2t_{3,3})t_{1,2} + t_{1,3}^2 + t_{2,1}^2 + 2t_{2,3}^2 - t_{3,1}^2 \right. \right. \\
& - 2t_{3,2}^2 - 4t_{1,3}t_{2,1} - 2t_{1,3}t_{2,2} - 5t_{2,1}t_{2,2} - 3t_{1,3}t_{2,3} - 3t_{2,1}t_{2,3} - 4t_{2,2}t_{2,3} + 2t_{2,2}t_{3,1} \\
& - 2t_{2,3}t_{3,1} + 2t_{1,3}t_{3,2} + 2t_{2,1}t_{3,2} + 4t_{2,2}t_{3,2} + 3t_{3,1}t_{3,2} \\
& \left. + t_{1,1}(-t_{1,2} + t_{1,3} + t_{2,1} - 4t_{2,3} - t_{3,1} + 4t_{3,2}) + (-5t_{1,3} - 2t_{2,1} - 4t_{2,3} + 5t_{3,1} + 4t_{3,2})t_{3,3} \right] \\
& + 2 \left[\frac{J_c}{t_c} \right] \left[-2t_{1,2}^2 - 2(10t_{2,2} - t_{2,3} + 2t_{3,1} + 3t_{3,2} + t_{3,3})t_{1,2} \right. \\
& + 2(t_{1,3} + t_{2,1})^2 + 4t_{2,3}^2 - 2t_{3,1}^2 - 4t_{3,2}^2 + 2t_{1,3}t_{2,2} + 20t_{2,1}t_{2,2} + 6t_{1,3}t_{2,3} + 6t_{2,1}t_{2,3} + 13t_{2,2}t_{2,3} \\
& - 2t_{2,2}t_{3,1} + 2t_{2,3}t_{3,1} + t_{1,1}(7t_{1,2} - 7t_{1,3} - 7t_{2,1} + 4t_{2,3} + 7t_{3,1} - 4t_{3,2}) - 2t_{1,3}t_{3,2} - 2t_{2,1}t_{3,2} \\
& - 13t_{2,2}t_{3,2} - 6t_{3,1}t_{3,2} + (20t_{1,3} + 2t_{2,1} + 13t_{2,3} - 20t_{3,1} - 13t_{3,2})t_{3,3} \left. \right] \\
& + 24[-t_{2,1}t_{2,2} - 2t_{2,3}t_{2,2} - t_{3,1}t_{2,2} + 2t_{3,2}t_{2,2} - 3t_{2,1}t_{2,3} + t_{2,3}t_{3,1} \\
& + t_{1,1}(t_{1,2} - t_{1,3} - t_{2,1} + 2t_{2,3} + t_{3,1} - 2t_{3,2}) - t_{2,1}t_{3,2} + 3t_{3,1}t_{3,2} + t_{1,3}(2t_{2,1} + t_{2,2} - 3t_{2,3} - t_{3,2} - t_{3,3}) \\
& \left. + t_{1,2}(t_{2,2} + t_{2,3} - 2t_{3,1} + 3t_{3,2} - t_{3,3}) + (t_{2,1} - 2t_{2,3} + t_{3,1} + 2t_{3,2})t_{3,3} \right\}, \tag{D2}
\end{aligned}$$

$$\begin{aligned}
\Xi^y = & \frac{\lambda_{xy}}{81\sqrt{2}(J_c - 2t_c)^2} \left\{ \left[\frac{J_c}{t_c} \right]^2 \left[-t_{1,2}^2 + (2t_{1,3} + t_{2,2} + 2t_{2,3} + t_{3,2} + 2t_{3,3})t_{1,2} - t_{1,3}^2 + t_{2,1}^2 + t_{3,1}^2 + 2t_{1,3}t_{2,2} \right. \right. \\
& - t_{2,1}t_{2,2} + t_{1,3}t_{2,3} - t_{2,1}t_{2,3} - 2t_{2,2}t_{2,3} + 3t_{1,1}(t_{1,2} + t_{1,3} - t_{2,1} - t_{3,1}) - 2t_{2,1}t_{3,1} - 2t_{2,2}t_{3,1} \\
& - 2t_{2,3}t_{3,1} + 2t_{1,3}t_{3,2} - 2t_{2,1}t_{3,2} + 2t_{2,2}t_{3,2} - t_{3,1}t_{3,2} + (t_{1,3} - 2t_{2,1} + 2t_{2,3} - t_{3,1} - 2t_{3,2})t_{3,3} \left. \right] \\
& - 2 \left[\frac{J_c}{t_c} \right] \left[2t_{1,2}^2 + 2(2t_{1,3} + t_{2,2} + t_{2,3} + t_{3,2} + t_{3,3})t_{1,2} + 2t_{1,3}^2 - 2t_{2,1}^2 - 2t_{3,1}^2 + 2t_{1,3}t_{2,2} - 2t_{2,1}t_{2,2} \right. \\
& + 2t_{1,3}t_{2,3} - 2t_{2,1}t_{2,3} - 9t_{2,2}t_{2,3} + 11t_{1,1}(t_{1,2} + t_{1,3} - t_{2,1} - t_{3,1}) - 4t_{2,1}t_{3,1} - 2t_{2,2}t_{3,1} \\
& - 2t_{2,3}t_{3,1} + 2t_{1,3}t_{3,2} - 2t_{2,1}t_{3,2} + 9t_{2,2}t_{3,2} - 2t_{3,1}t_{3,2} + (2t_{1,3} - 2t_{2,1} + 9t_{2,3} - 2t_{3,1} - 9t_{3,2})t_{3,3} \left. \right] \\
& + 24[-t_{1,3}t_{2,2} - t_{2,1}t_{2,2} + t_{3,1}t_{2,2} + t_{1,3}t_{2,3} - t_{2,1}t_{2,3} + t_{1,1}(t_{1,2} + t_{1,3} - t_{2,1} - t_{3,1}) - 2t_{2,1}t_{3,1} + t_{2,3}t_{3,1} \\
& - t_{1,3}t_{3,2} + t_{2,1}t_{3,2} - t_{3,1}t_{3,2} + t_{1,2}(2t_{1,3} + t_{2,2} - t_{2,3} + t_{3,2} - t_{3,3}) + (t_{1,3} + t_{2,1} - t_{3,1})t_{3,3} \left. \right\}. \tag{D3}
\end{aligned}$$

-
- [1] T. Moriya, *Phys. Rev.* **120**, 91 (1960).
[2] S. M. Winter, S. Hill, and R. T. Oakley, *J. Am. Chem. Soc.* **137**, 3720 (2015).
[3] S. M. Winter, R. T. Oakley, A. E. Kovalev, and S. Hill, *Phys. Rev. B* **85**, 094430 (2012).
[4] K. Thirunavukkuarasu, S. M. Winter, C. C. Beedle, A. E. Kovalev, R. T. Oakley, and S. Hill, *Phys. Rev. B* **91**, 014412 (2015).
[5] D. F. Smith, C. P. Slichter, J. A. Schlueter, A. M. Kini, and R. G. Daugherty, *Phys. Rev. Lett.* **93**, 167002 (2004).
[6] D. F. Smith, S. M. De Soto, C. P. Slichter, J. A. Schlueter, A. M. Kini, and R. G. Daugherty, *Phys. Rev. B* **68**, 024512 (2003).
[7] F. Kagawa, Y. Kurosaki, K. Miyagawa, and K. Kanoda, *Phys. Rev. B* **78**, 184402 (2008).
[8] B. J. Powell and R. H. McKenzie, *J. Phys.: Condens. Matter* **18**, R827 (2006).
[9] R. H. McKenzie, *Science* **278**, 820 (1997).
[10] A. L. Khosla, A. C. Jacko, J. Merino, and B. J. Powell, *Phys. Rev. B* **95**, 115109 (2017).
[11] J. Merino, A. C. Jacko, A. L. Khosla, and B. J. Powell, *Phys. Rev. B* **94**, 205109 (2016).
[12] R. Bagaia and G. Christou, *Chem. Soc. Rev.* **38**, 1011 (2009).
[13] R. Sessolia and A. K. Powell, *Coord. Chem. Rev.* **253**, 232 (2009).
[14] R. Llugar *et al.* *J. Am. Chem. Soc.* **126**, 12076 (2004).
[15] R. Llugar and C. Vicent, *Coord. Chem. Rev.* **254**, 1534 (2010).
[16] D. Belo and M. Almeida, *Coord. Chem. Rev.* **254**, 1479 (2010).
[17] A. C. Jacko, C. Janani, K. Koepernik, and B. J. Powell, *Phys. Rev. B* **91**, 125140 (2015).
[18] B. J. Powell and R. H. McKenzie, *Rep. Prog. Phys.* **74**, 056501 (2011).
[19] A. C. Jacko, [arXiv:1508.07735](https://arxiv.org/abs/1508.07735).
[20] O. Cépas, C. M. Fong, P. W. Leung, and C. Lhuillier, *Phys. Rev. B* **78**, 140405(R) (2008).
[21] L. O. Manuel, C. J. Gazza, A. E. Trumper, and H. A. Ceccatto, *Phys. Rev. B* **54**, 12946 (1996).
[22] J. Merino, B. J. Powell, and R. H. McKenzie, *Phys. Rev. B* **73**, 235107 (2006).
[23] C. Janani, J. Merino, I. P. McCulloch, and B. J. Powell, *Phys. Rev. Lett.* **113**, 267204 (2014).
[24] C. Janani, J. Merino, I. P. McCulloch, and B. J. Powell, *Phys. Rev. B* **90**, 035120 (2014).

- [25] H. L. Nourse, I. P. McCulloch, C. Janani, and B. J. Powell, *Phys. Rev. B* **94**, 214418 (2016).
- [26] A. C. Jacko, A. L. Khosla, J. Merino, and B. J. Powell, [arXiv:1612.02929](https://arxiv.org/abs/1612.02929).
- [27] N. B. Perkins, Y. Sizyuk, and P. Wölfle, *Phys. Rev. B* **89**, 035143 (2014).
- [28] Y. Jiang, A. Tang, R. Hoffmann, J. Huang, and J. Lu, *Organometallics* **4**, 27 (1985).
- [29] A. Georges, L. de Medici and J. Mravlje, *Annu. Rev. Condens. Matter Phys.* **4**, 137 (2013).
- [30] J. Merino, A. C. Jacko, A. L. Khosla, and B. J. Powell, [arXiv:1703.08343](https://arxiv.org/abs/1703.08343).
- [31] F. H. L. Essler, H. Frahm, F. Göhmann, A. Klümper, and V. E. Korepin, *The One-Dimensional Hubbard Model* (Cambridge University Press, 2010).
- [32] J. G. Wright and B. S. Shastry, [arXiv:1301.4494](https://arxiv.org/abs/1301.4494).
- [33] K. G. Dyall and K. Faegri, *Introduction to Relativistic Quantum Chemistry* (Oxford University Press, New York, 2007).
- [34] K. Okamoto and K. Nomura, *Phys. Lett. A* **169**, 433 (1992); I. Affleck, D. Gepner, H. J. Schultz, and T. Ziman, *J. Phys. A* **22**, 511 (1989); F. D. M. Haldane, *Phys. Rev. B* **25**, 4925 (1982); S. R. White and I. Affleck, *ibid.* **54**, 9862 (1996).
- [35] Y. H. Su, S. Y. Cho, B. Li, H.-L. Wang, and H.-Q. Zhou, *J. Phys. Soc. Jpn.* **81**, 074003 (2012); T. Sakai and M. Takahashi, *ibid.* **59**, 2688 (1990); K. Nomura, *Phys. Rev. B* **40**, 9142 (1989); R. Botet and R. Jullien, *ibid.* **27**, 613 (1983); M. Yajima and M. Takahashi, *J. Phys. Soc. Jpn.* **63**, 3634 (1994).
- [36] H. Huang and I. Affleck, *Phys. Rev. B* **69**, 184414 (2004).
- [37] H. Karimi and I. Affleck, *Phys. Rev. B* **84**, 174420 (2011).
- [38] T. Yildirim, A. B. Harris, A. Aharony, and O. Entin-Wohlman, *Phys. Rev. B* **52**, 10239 (1995).
- [39] Y. Sizyuk, C. Price, P. Wölfle, and N. B. Perkins, *Phys. Rev. B* **90**, 155126 (2014).
- [40] I. Affleck, T. Kennedy, E. H. Lieb, and H. Tasaki, *Commun. Math. Phys.* **115**, 477 (1988).
- [41] M. Hagiwara, K. Katsumata, I. Affleck, B. I. Halperin, and J. P. Renard, *Phys. Rev. Lett.* **65**, 3181 (1990).
- [42] F. Tedoldi, R. Santachiara, and M. Horvatic, *Phys. Rev. Lett.* **83**, 412 (1999).