

The Gaia-ESO Survey: radial distribution of abundances in the Galactic disc from open clusters and young-field stars

L. Magrini¹, S. Randich¹, G. Kordopatis², N. Prantzos³, D. Romano⁴, A. Chieffi⁵, M. Limongi⁶, P. François⁷, E. Pancino^{1,8}, E. Friel⁹, A. Bragaglia⁴, G. Tautvaišienė¹⁰, L. Spina¹¹, J. Overbeek⁹, T. Cantat-Gaudin¹², P. Donati⁴, A. Vallenari¹², R. Sordo¹², F. M. Jiménez-Esteban^{13,14}, B. Tang¹⁵, A. Drazdauskas¹⁰, S. Sousa¹⁶, S. Duffau^{17,18}, P. Jofré^{19,20}, G. Gilmore¹⁹, S. Feltzing²¹, E. Alfaro²², T. Bensby²¹, E. Flaccomio²³, S. Koposov¹⁹, A. Lanzafame²⁴, R. Smiljanic²⁵, A. Bayo^{26,27}, G. Carraro²⁸, A. R. Casey¹⁹, M. T. Costado²², F. Damiani²³, E. Franciosini¹, A. Hourihane¹⁹, C. Lardo²⁹, J. Lewis¹⁹, L. Monaco³⁰, L. Morbidelli¹, G. Sacco¹, L. Sbordone²⁸, C.C. Worley¹⁹, S. Zaggia¹²

(Affiliations can be found after the references)

Received ; accepted

ABSTRACT

Context. The spatial distribution of elemental abundances in the disc of our Galaxy gives insights both on its assembly process and subsequent evolution, and on the stellar nucleogenesis of the different elements. Gradients can be traced using several types of objects as, for instance, (young and old) stars, open clusters, HII regions, planetary nebulae.

Aims. We aim to trace the radial distributions of abundances of elements produced through different nucleosynthetic channels –the α -elements O, Mg, Si, Ca and Ti, and the iron-peak elements Fe, Cr, Ni and Sc – by use of the Gaia-ESO DR4 results for open clusters and young-field stars.

Methods. From the UVES spectra of member stars, we have determined the average composition of clusters with ages >0.1 Gyr. We derived statistical ages and distances of field stars. We traced the abundance gradients using the cluster and field populations and compared them with a chemo-dynamical Galactic evolutionary model.

Results. The adopted chemo-dynamical model, with the new generation of metallicity-dependent stellar yields for massive stars, is able to reproduce the observed spatial distributions of abundance ratios, in particular the abundance ratios of [O/Fe] and [Mg/Fe] in the inner disc ($5 \text{ kpc} < R_{\text{GC}} < 7 \text{ kpc}$), with their differences, that were usually poorly explained by chemical evolution models.

Conclusions. Oxygen and magnesium are often considered to be equivalent in tracing α -element abundances and in deducing, for example, the formation timescales of different Galactic stellar populations. In addition, often $[\alpha/\text{Fe}]$ is computed combining several α -elements. Our results indicate, as expected, a complex and diverse nucleosynthesis of the various α -elements, in particular in the high metallicity regimes, pointing towards a different origin of these elements and highlighting the risk of considering them as a single class with common features.

Key words. Galaxy: abundances, open clusters and associations: general, open clusters and associations: individual: Berkeley 25, Berkeley 44, Berkeley 81, Pismis 18, Trumpler 20, Trumpler 23, NGC 4815, NGC 6705, NGC 6802, NGC 6005, NGC 2516, NGC 6633, NGC 2243, Galaxy: disc

1. Introduction

The distribution of elemental abundances in the Galactic disc provides fundamental constraints on models of galaxy formation and evolution. Open clusters are considered among the best tracers of the overall Galactic metallicity distribution and of the thin disc abundance patterns (e.g. Friel 1995, 2013). This is thanks to the wide range of their ages and distances and to the much higher accuracy with which these quantities can be measured in clusters with respect to field stars. The advent of multi-object high-resolution spectrometers has allowed us to easily obtain spectra of many stars in the same cluster. This permits us to confidently determine abundances in several member stars, and thus to securely relate the composition (including abundances of a large number of elements belonging to different nucleosynthetic channels) to a specific location and epoch in the history of our Galaxy. Among the several ongoing spectroscopic surveys, the Gaia-ESO Survey (GES, Gilmore et al. 2012; Randich et al. 2013), a ESO large public survey, is providing high resolution spectra of different stellar population of our Galaxy us-

ing FLAMES@VLT (Pasquini et al. 2002), aiming to homogeneously determine stellar parameters and abundances for a large sample of stars in the field and in Galactic open clusters. In particular, in GES the open cluster population is well-sampled and includes clusters over a large range of ages, distances, masses, and metallicities. The cluster target selection will be described in Bragaglia et al. and Randich et al. (in preparation).

Open clusters have historically been used to trace the spatial distribution of metallicity in the Galactic disc. Since the first studies (Janes 1979; Panagia & Tosi 1980; Janes et al. 1988; Friel & Janes 1993; Piatti et al. 1995), it has been found that the cluster population shows a significant decrease in metallicity with increasing distance from the Galactic centre, the so-called radial metallicity gradient. Complementary to the study of the overall metallicity distribution (often approximated with [Fe/H]), the abundance ratios of several elements, such as α , neutron-capture, iron-peak and odd-Z elements, can provide insightful information both on the star formation history in the disc and on the nucleosynthesis processes, production sites and timescales of en-

richment of each element. For a complete review of the role of open clusters in tracing the Galactic abundance distribution and its time evolution, we refer the reader to Friel (2013).

In this framework, the behaviour of the so-called α -elements – among them O, Mg, Si, Ca, and Ti – is of particular interest. These elements are indeed mainly formed through stellar nucleosynthetic processes in massive stars. Consequently the timescales at which they are recycled in the interstellar medium is much faster than, for instance, that of iron, which is mainly produced in type Ia supernovae (SNIa). An enhancement of their abundances with respect to iron, or to other iron-peak elements, can reveal differences in the star formation history of different regions of the disc (e.g. Yong et al. 2005). For example, a rapid and intense star formation in the inner disc coupled with a slower and more recent process of star formation in the outer disc, with a still incomplete enrichment by SNIa, might cause an increasing $[\alpha/\text{Fe}]$ in the outer part of the disc. This is indeed predicted by several chemical evolution models (e.g. Magrini et al. 2009, 2015; Kubryk et al. 2013; Minchev et al. 2014). Despite of their common producers in terms of mass range, the creation of the various α elements is related to processes happening during different burning phases in the evolution of massive stars (see, e.g. Pagel & Tautvaisiene 1995): oxygen is produced during the hydrostatic burning in the He-burning core and in the C-shell and it is expelled during the pre-supernova phase (e.g. Maeder et al. 2005); magnesium is produced during the hydrostatic burning in the C shell and in the explosive burning of Ne, while the other elements –Si, Ca and Ti– come from the explosive burning.

The existence of such α -enhancement in the outer disc remains under debate. The first studies of the abundances of the outermost disc clusters (Yong et al. 2005; Carraro et al. 2004) observed that clusters in the outskirts of the Galaxy had an enhancement in their α -element and rapid (r) neutron capture elements (e.g. europium). Based on the measured enhancement in α - and r -element abundance ratios, Yong et al. (2005) suggested that the outer-disc open clusters were formed in a different way than the rest of the disc, and they proposed their formation through a series of merger events. On the other hand, other works have suggested that abundances of outer-disc open clusters are instead consistent with scaled solar values (e.g. Carraro et al. 2007; Sestito et al. 2008; Pancino et al. 2010; Bensby et al. 2011; Yong et al. 2012; Hayden et al. 2015).

For the same reasons that we expect the α -enhancement in the outer part of the Galactic disc, we foresee that clusters in the very inner disc might present a depletion in α elements over iron with respect to solar values. This is particularly true for the young populations in the inner disc that trace the full chemical evolution of the inner disc characterised by high infall and star-formation rates. However, observations of young populations located in the inner parts of the Galactic disc seem to contradict the expectations of chemical evolution models built in an inside-out scenario (see for example Fig. 9 of Minchev et al. (2014)). For example, the observations of ‘young’ α -enhanced stars (Chiappini et al. 2015; Martig et al. 2015; Kordopatis et al. 2015a; Yong et al. 2016) with $[\text{Fe}/\text{H}]$ ranging from -0.4 to $+0.2$ dex and located towards the Galactic Centre (see, e.g. Martig et al. 2015; Jofré et al. 2016, for possible explanations of their origin in the former, young stars formed from gas survived near to the bar with a peculiar composition, in the latter, massive old stars accreted mass from companion) and the hints given by young inner-disc open clusters located at $R_{\text{GC}} \leq 7$ kpc (Magrini et al. 2015) are difficult to reconcile with the classical inside-out scenario. For these two young populations, the surprising result is the higher than expected $[\text{Mg}/\text{Fe}]$ value – used as a proxy of

$[\alpha/\text{M}]$ – for their age and location in the disc. They are indeed young and presumably born in the inner disc: a sub-solar value of $[\text{Mg}/\text{Fe}]$ should be presumed because of the high infall and high star formation rates in the central part of galaxies (see, e.g. Minchev et al. 2014). Thus even solar $[\text{Mg}/\text{Fe}]$ values alone, as found in the open cluster Be 81 (Magrini et al. 2015), are surprising when compared with what is expected from chemical evolution, that is under-solar $[\text{Mg}/\text{Fe}]$ values (see, e.g. Fig. 9 of Minchev et al. (2014) and Fig. 8 of Kubryk et al. (2015b) for oxygen).

In this paper, we make use of the UVES results of both open clusters and Milky Way field stars to investigate the radial trends of several elements, and compare them with the predictions of a chemical evolution model that includes radial migration (Kubryk et al. 2015a,b) and new generation stellar yields for massive stars (see Prantzos et al. and Chieffi & Limongi in preparation). In the following, we indicate the model adopted in the present paper as K15-improved, with the meaning described above. We discuss the differences among the behaviours of the various elements, their implications on the nucleosynthesis in massive stars and SNIa and on the formation of the disc.

The paper is structured as follows: in Section 2 we present the data reduction and analysis and in Section 3 we determine our solar scale. In Section 4 we describe our sample of open clusters and in Section 5 the sample of field stars. In Sections 6 and 7 we show the radial distributions of $[\text{Fe}/\text{H}]$ and of the abundance ratios, and the abundance patterns as function of metallicity. In Section 8 we present a chemical evolution whose comparison with the data is presented in Section 9. In Section 10 we give our summary and conclusions.

2. Data reduction and analysis

The UVES spectra used in the present work have been reduced and analysed by the Gaia-ESO consortium in several working groups (WGs). UVES data reduction is carried out using the FLAMES-UVES ESO public pipeline (Modigliani et al. 2004). The UVES data reduction process and the determination of the radial velocities (RVs) are described in Sacco et al. (2014). Different WGs contribute to the spectral analysis of different kinds of stars and/or setups: the data discussed in the present paper have been analysed by WG11. This working group is in charge of the analysis of the UVES spectra of F-G-K spectral type stars both in the field of the Milky Way (MW) and in intermediate-age and old clusters, that were obtained with two setups - U580 and U520. The UVES spectra were analysed with the Gaia-ESO multiple pipelines strategy, as described in Smiljanic et al. (2014). The results of each pipeline are combined with an updated methodology (Casey et al., in prep.) to define a final set of recommended values of the atmospheric parameters. The results of WG11 are homogenised with the results of the other WGs using several calibrators for example, benchmark stars and open/globular clusters selected as described in Pancino & the Gaia-ESO Survey collaboration (2016) and adopted for the homogenisation by WG15 (Hourihane et al. in preparation). The final recommended stellar parameters of most of the stars included in the fourth internal data release, hereafter idR4 , come from the combination of the results of many Nodes participating to the analysis with different methods, from the equivalent width to the spectral synthesis. In idR4 , ten Nodes were contributing to the analysis of F-G-K UVES spectra. The final recommended parameters of 41% of the stars are obtained combining the results of all ten nodes, 21% of nine nodes, 14% of eight nodes, 9% of seven nodes, 6% of six nodes, 4% of five nodes,

Table 1. IDR4 solar parameters and abundances.

Sun	T_{eff} (K)	$\log g$	ξ km s^{-1}
	5740 ± 120	4.40 ± 0.20	0.90 ± 0.10
Element	Sun (IDR4*)	Sun (G07)	M67 giants (IDR4)
Fe	7.48 ± 0.06	7.45 ± 0.05	$7.48 \pm 0.09(0.02)$
O	8.78 ± 0.11	8.66 ± 0.05	$8.76 \pm 0.11(0.02)$
MgI	7.65 ± 0.12	7.53 ± 0.09	$7.63 \pm 0.12(0.02)$
SiI	7.47 ± 0.07	7.51 ± 0.04	$7.48 \pm 0.07(0.03)$
CaI	6.31 ± 0.08	6.31 ± 0.04	$6.31 \pm 0.08(0.02)$
ScII	3.21 ± 0.07	3.17 ± 0.10	$3.21 \pm 0.07(0.01)$
TiI	4.89 ± 0.08	4.90 ± 0.06	$4.89 \pm 0.08(0.03)$
VI	3.89 ± 0.09	4.00 ± 0.02	$4.00 \pm 0.08(0.03)$
CrI	5.60 ± 0.10	5.64 ± 0.10	$5.58 \pm 0.11(0.02)$
NiI	6.23 ± 0.09	6.23 ± 0.04	$6.24 \pm 0.10(0.01)$

*Average of the several measurements on the different solar U580 spectra from the WG11 analysis.

3% of four nodes, and only 2% of three or two nodes. The production of the final abundances is a complex process in which all nodes give for each element the abundance line by line. The node abundances (line by line) were combined to produce a final homogenised abundance (per line, per star), which are in turn combined to produce a final recommended abundance per star. Thus it is not straightforward to keep trace of the exact lines used to produce the final abundance in each star. The full line-list (used mainly for spectral synthesis) and the ‘clean’ line-list (used mainly for equivalent width analysis), together with the source and selection of the $\log gf$, which are both experimental or theoretical, preferring, when available, the most precise laboratory measurements, are described in Heiter et al. (2015) and will be available in a forthcoming paper (Heiter et al. in preparation). In the following analysis, we discuss abundances normalised to our internal solar scale, thus mitigating the effect of the $\log gf$ choice in the comparison with literature results.

The recommended parameters and abundances used in the present work are reported in the final GESIDR4FINAL catalogue, which contains the observations obtained until July 2014 and which is distributed to the whole community through the ESO portal.

3. Solar abundance scale

To obtain abundances on the solar scale, we need to define our abundance reference. In Table 1 we show the solar parameters (derived in a homogeneous way as the whole IDR4 sample combining the results of the node participating to the analysis) and three different sets of abundances. The solar abundances from IDR4, the Grevesse et al. (2007) ones, and the abundances of giant stars in M67. The cluster M67 is indeed known to have the same composition as the Sun (e.g. Pasquini et al. 2008; Önehag et al. 2014; Liu et al. 2016) and thus it is useful to confirm it with the GES IDR4 data. Furthermore we aim at checking the presence of any systematic difference between the abundances obtained for dwarf and giant stars. We have obtained our reference solar abundances from the average values of all UVES abundance determinations (from the WG11 recommended table) in the same setup used for our science observations, U580. We have also compared them with the reference solar abundances from Grevesse et al. (2007) finding a very good agreement for most elements. Oxygen and magnesium are both slightly higher in the GES Sun. GES oxygen abundance is, however, in good agreement with the results of Caffau et al. (2008) and of Steffen et al. (2015) both based on the [OI] 630.0 nm line, which

is not affected by NLTE and 3D effects. In addition, we report the average abundances of the three member giant stars in M67 ($T_{\text{eff}} \sim 4800\text{--}4900$ and $\log g \sim 3\text{--}3.4$) from the IDR4 recommended table. We quote both the errors on the measurement (from the IDR4 recommended table) and the standard deviation of the average (in parenthesis). The very small standard deviation indicates a high degree of homogeneity of the cluster and high quality of the results.

The results shown in Table 1 indicate an identical composition of the Sun and of M67 giant stars within the uncertainties, and no evident differences between abundances in dwarf and giant stars. Moreover the higher GES abundances of O and Mg than the ones of Grevesse et al. (2007) are confirmed also in M67 and are likely related to the choice of the atomic data and line list for these elements. In the sections below, we normalise our abundances to the solar abundances, computed as the average of several determination from the wg11 recommended table. These are shown in the first column of Table 1.

4. The cluster sample

We considered the sample of clusters with ages > 0.1 Gyr whose parameters and abundances have been delivered in IDR4. The sample includes several new clusters released for the first time in IDR4: NGC2243, Berkeley25, NGC6005, NGC6633, NGC6802, NGC2516, Pismis18 and Trumpler23 and four clusters already processed in previous data releases and discussed in previous papers: Berkeley 81, NGC4815, Trumpler 20, and NGC6705. Detailed analysis of NGC6802 and of Trumpler23 from IDR4 data are presented by Tang et al. (2017) and by Overbeek et al. (2016), respectively. The radial metallicity –expressed by [Fe/H]– distribution of the inner disc clusters is discussed in Jacobson et al. (2016), while the gradient traced by the very young clusters and star-formation regions is discussed by Spina et al. (2017). Most of our sample clusters are younger than 2 Gyr, and only the two outermost clusters, NGC 2243 and Berkeley 25 are older than 2 Gyr (see Table 2 for parameters and abundances of the clusters). The population of young and intermediate-age open clusters is extremely useful to trace the recent chemical evolution of the Galactic disc since it is not strongly affected by radial migration (see, e.g. Minchev et al. 2014) and it is the dominant component of the young population in the disc.

In Table 2 we summarise the basic properties of the sample clusters –coordinates, ages, Galactocentric distances, heights above the plane, mean radial velocities of cluster members, median metallicity and the number of cluster member stars used to compute the metallicity and the abundances. For clusters in common, we adopt the same ages and distances as in Jacobson et al. (2016). For the two clusters not previously analysed in GES papers, we adopt distance from the Sun from literature studies, and we re-compute Galactocentric distances and heights with $R_0 = 8$ kpc. For each cluster we have extracted member stars using the information on their radial velocities considering as member stars those within $1\text{-}\sigma$ from the cluster systemic velocity and excluding outliers in metallicity $|\text{[Fe/H]}_{\text{star}} - \langle \text{[Fe/H]} \rangle| > 0.1$ dex, with a larger range of 0.2 dex allowed for Be81, which has more dispersed member stars in terms of metallicity. For each cluster, based on stars assigned as members, we have computed the median elemental abundances, expressed in the form $12 + \log(X/H)$, which are presented in Table 4. The error reported on each abundance is the dispersion (computed with the robust sigma) of cluster member abundances. We do not report $12 + \log(O/H)$ in Tr20 because of telluric contamination of the [OI] oxygen line at 630.0 nm and $12 + \log(O/H)$ in NGC2516

and NGC6633 because of high dispersion with the robust sigma not converging –in these two clusters mostly dwarf stars were indeed observed. The stellar parameters, radial velocities and abundances of the selected cluster members are presented in Appendix A, Tables A.1 and A.2.

In Table 4, for each cluster we present the median abundance ratios with their $1-\sigma$ dispersion normalised to the solar scale in Table 1. We obtained them by computing the median values of the individual $[X/Fe]$ in all the selected cluster member stars. These may slightly differ from the simple subtraction of the median $[X/H]$ and $[Fe/H]$. In Figure 1 the abundance ratios of the sample clusters are shown in the $[X/Fe]$ vs $[Fe/H]$ planes. Individual member stars are shown, together with the $1-\sigma$ dispersion. We note that for most clusters and elements there are small internal dispersions. However for some elements, as for instance oxygen, the dispersion is higher because of intrinsic difficulties in measuring them.

5. The inner-disc giant and solar neighbourhood dwarf samples

To complement our cluster sample, we have also considered the full *DR4* database of stellar parameters and abundances, extracting all field stars observed with UVES 580 belonging to the stars in the Milky Way sample, and in particular to the solar neighbourhood sample ($GES_TYPE = 'GE_MW'$) and to the inner disc sample ($GES_TYPE = 'GE_MW_BL'$). For these stars, we computed ages and distances. Our method consists of a projection of the stellar parameters on a set of isochrones (Bressan et al. 2012), thus obtaining a simultaneous determination of distance and estimation of age. The details of the method are described in Kordopatis et al. (2011), with the updates of Recio-Blanco et al. (2014) and Kordopatis et al. (2015a). To compare with our cluster sample, we selected stars with age < 5 Gyr. In addition we selected only stars with $|z| < 0.20$ kpc, thus having a high probability of belonging to the thin disc.

Our final samples contain: 33 stars in the GE_MW sample and 26 stars in the GE_MW_BL sample with ages < 5 Gyr and belonging to the thin disc population. Their stellar parameters, ages, distance, heights on the Galactic plane and abundances are presented in Appendix A, Tables A.3 and A.4.

These numbers have to be compared with 113 and 109 thin disc stars (defined on the basis of their height, z , above the plane, $|z| < 0.20$ kpc) of all ages in the GE_MW and GE_MW_BL samples, respectively. Thus only about 30% of the thin disc stars in the *GES DR4* are younger than 5 Gyr. If we make a more conservative selection, considering only stars younger than 2 Gyr, we have even lower numbers: 13 (11%) and 7 (6%) in the GE_MW and GE_MW_BL samples of thin disc stars, respectively. This highlights how young and intermediate age stars are poorly represented in the field populations and the importance of clusters to characterise the recent abundance distribution in the thin disc. The histograms of the stellar ages of the Milky Way field sample in the thin disc and in the open cluster sample are shown in Figure 2. In the histogram (Figure 2) all ages are consistently computed with the projection on isochrones method, so for the open cluster ages can slightly differ from the ages reported in Table 2.

6. The radial distribution of abundance ratios in clusters and field stars

Young and intermediate-age open clusters (together with the sample of thin disc field stars with age < 5 Gyr –whose distances and especially ages are, however, much more uncertain) represent a unique (and sometimes neglected) constraint to the shape of the abundance spatial distributions at recent epochs. A number of studies, including the recent results of the Apache Point Observatory Galactic Evolution Experiment (APOGEE) sample (Hayden et al. 2014, 2015), have shown the spatial distributions of the abundances and abundance ratios of field stars (for instance, radial and vertical gradients and azimuthal variations). However, these studies are mainly based on field stars, representative of older populations and consequently they are affected by radial migration. Open clusters are a valuable alternative tool to study them, being on average younger, and therefore a better tracer of the gradients in the disc out of which the most recent stars formed, as also shown in the recent APOGEE works on open cluster radial metallicity gradient (Frinchaboy et al. 2013; Cunha et al. 2016).

6.1. Abundance ratio gradients

In Figure 3, we present for our cluster and field star samples the radial abundance ratio distributions of the α -elements $[O/Fe]$, $[Mg/Fe]$, $[Si/Fe]$, $[Ca/Fe]$, $[Ti/Fe]$ and of the iron peak-elements $[Sc/Fe]$, $[Cr/Fe]$, $[V/Fe]$ and $[Ni/Fe]$. Plotting the abundance ratio over iron allow us to better appreciate the differences between the radial behaviour of each element. The smaller circles in Figure 3 show the distribution of elemental abundances of thin disc field stars – with ages lower than 5 Gyr – in the *DR4* UVES sample.

The measurement of the oxygen abundance is based on a single absorption line at λ 630.0 nm, and thus it is quite difficult to obtain it, especially in dwarf stars. For this reason, in Figure 3 we do not plot $[O/Fe]$ of dwarf field stars. Even considering only giant stars, the sample of field stars is indeed quite dispersed, whereas the open clusters seem to define an increasing trend towards the outer regions of the disc. The inner-disc clusters have, on average, sub-solar $[O/Fe]$, while the two outer-disc clusters reach positive values of $[O/Fe]$.

The abundance ratio $[Mg/Fe]$ is almost flat all over the disc, with a hint of increasing $[Mg/Fe]$ in the inner disc. No suggestions of Mg-enhancement in the outer disc, nor of Mg-depletion in the inner disc are evident from our data. Si, Ca, and Ti have all similar behaviours: they reach null values in the inner disc and they are enhanced (0.05-0.2 dex) in the outer disc. For the iron-peak elements, from Sc to Ni, we find that $[Sc/Fe]$ has a slight increase in the outer-disc, similarly to the α -elements, while Cr, V and Ni are almost constant at solar values across the whole disc.

7. Abundance patterns of clusters and field stars

A classic alternative way to look at the Galactic chemical evolution is to consider the behaviour of the abundance ratios versus the iron abundance as a (non linear) proxy of time. In Figure 4, we show the abundance patterns in the $[X/Fe]$ vs $[Fe/H]$ planes of the cluster and thin disc population. For the thin disc, we include stars of all ages to explore also the low metallicity regime. However, the field sample is limited to the solar neighbourhood by the *GES* selection function (see Stonkute et al. 2016) and thus it does not reach much lower than $[Fe/H] < -1$ dex. The first

Table 2. Cluster parameters

Id	R.A. J2000.0	Dec.	Age (Gyr)	R _{GC} (a) (kpc)	Z (pc)	rv (km s ⁻¹)	[Fe/H]	n. stars	Ref. Age & Distance
NGC2516	07:58:04	-60:45:12	0.12±0.04	7.98±0.01	-97±4	+23.6±1.0	-0.06±0.05	13	Sung et al. (2002)
NGC6705	18:51:05	-06:16:12	0.30±0.05	6.33±0.16	-95±10	+34.9±1.6	+0.12±0.05	15	Cantat-Gaudin et al. (2014)
NGC4815	12:57:59	-64:57:36	0.57±0.07	6.94±0.04	-95±6	-29.6±0.5	+0.00±0.04	3	Friel et al. (2014)
NGC6633	18:27:15	+06:30:30	0.63±0.10	7.71±0.01	+52±2	-28.8±1.5	-0.06±0.06	8	Jeffries et al. (2002)
NGC6802	19:30:35	+20:15:42	1.00±0.10	6.96±0.07	+36±3	+11.9±0.9	+0.10±0.02	8	Jacobson et al. (2016)
Be81	19:01:36	-00:31:00	0.86±0.10	5.49±0.10	-126±7	-126±7	+0.22±0.07	13	Magrini et al. (2015)
Tr23	16:00:50	-53:31:23	0.80±0.10	6.25±0.15	-18±2	-61.3±0.9	+0.14±0.03	11	Jacobson et al. (2016)
NGC6005	15:55:48	-57:26:12	1.20±0.30	5.97±0.34	-140±30	-24.1±1.3	+0.16±0.02	7	Piatti et al. (1998)
Pis18	13:36:55	-62:05:36	1.20±0.40	6.85±0.17	+12±2	-27.5±0.7	+0.10±0.01	3	Piatti et al. (1998)
Tr20	12:39:32	-60:37:36	1.50±0.15	6.86±0.01	+136±4	-40.2±1.3	+0.12±0.04	27	Donati et al. (2014b)
Be44	19:17:12	+19:33:00	1.60±0.30	6.91±0.12	+130±20	-8.7±0.7	+0.20±0.06	4	Jacobson et al. (2016)
Be25	06:41:16	-16:29:12	4.00±0.50	17.60±1.00	-1900±200	+136.0±0.8	-0.25±0.05	6	Carraro et al. (2005)
NGC2243	06:29:34	-31:17:00	4.00±1.20	10.40±0.20	-1200±100	+60.2±0.5	-0.38±0.04	16	Bragaglia & Tosi (2006)

Table 3. Clusters' elemental abundances expressed in the form 12+ log(X/H).

Id	OI/H	MgI/H	SiI/H	CaI/H	TiI/H	ScII/H	VI/H	CrI/H	NiI/H
NGC2516	-	7.62±0.05	7.34±0.07	6.29±0.03	4.96±0.08	3.07±0.06	3.99±0.06	5.61±0.08	6.13±0.04
NGC6705	8.75±0.06	7.85±0.05	7.59±0.04	6.37±0.07	4.93±0.07	3.20±0.05	4.05±0.10	5.65±0.05	6.34±0.03
NGC4815	8.73±0.05	7.53±0.06	7.39±0.09	6.34±0.11	4.85±0.03	3.07±0.06	3.87±0.03	5.50±0.01	6.23±0.11
NGC6633	-	7.58±0.03	7.37±0.05	6.31±0.05	4.87±0.06	3.05±0.04	3.92±0.08	5.61±0.06	6.10±0.05
NGC6802	8.74±0.09	7.69±0.05	7.53±0.04	6.36±0.06	4.92±0.03	3.23±0.07	3.99±0.02	5.65±0.04	6.24±0.05
Be81	8.95±0.13	7.87±0.06	7.62±0.06	6.52±0.05	5.10±0.08	3.39±0.05	4.25±0.09	5.84±0.07	6.53±0.09
Tr23	8.84±0.07	7.87±0.07	7.66±0.05	6.42±0.07	4.96±0.07	3.27±0.06	4.09±0.06	5.72±0.07	6.35±0.06
NGC6005	8.85±0.03	7.82±0.02	7.64±0.03	6.46±0.03	5.02±0.03	3.29±0.04	4.13±0.03	5.75±0.04	6.39±0.03
Pis18	8.74±0.02	7.69±0.02	7.54±0.01	6.33±0.07	4.89±0.20	3.19±0.04	4.00±0.05	5.61±0.05	6.22±0.20
Tr20	-	7.71±0.04	7.55±0.06	6.39±0.03	4.97±0.03	3.21±0.06	4.03±0.05	5.68±0.04	6.30±0.05
Be44	8.84±0.20	7.91±0.01	7.73±0.02	6.49±0.08	5.13±0.03	3.34±0.07	4.24±0.04	5.97±0.03	6.45±0.03
NGC2243	8.47±0.08	7.28±0.04	7.09±0.06	5.92±0.04	4.52±0.06	2.87±0.05	3.51±0.08	5.11±0.07	5.80±0.05
Be25	8.90±0.18	7.44±0.12	7.26±0.08	6.04±0.11	4.69±0.08	3.05±0.09	3.70±0.07	5.28±0.08	5.96±0.08

Table 4. Clusters' abundance ratios

Id	[OI/Fe]	[MgI/Fe]	[SiI/Fe]	[CaI/Fe]	[TiI/Fe]	[ScII/Fe]	[VI/Fe]	[CrI/Fe]	[NiI/Fe]
NGC2516	-	0.04±0.07	-0.04±0.09	0.01±0.06	0.13±0.10	-0.11±0.08	0.13±0.08	0.08±0.09	-0.04±0.06
NGC6705	-0.13±0.07	0.10±0.07	0.02±0.07	-0.07±0.09	-0.04±0.09	-0.12±0.07	0.04±0.11	-0.04±0.07	0.00±0.06
NGC4815	-0.05±0.05	-0.16±0.06	-0.05±0.10	0.05±0.11	-0.05±0.04	-0.12±0.07	0.00±0.04	-0.10±0.04	0.02±0.11
NGC6633	-	-0.01±0.07	-0.04±0.08	0.05±0.08	0.04±0.09	-0.10±0.07	0.11±0.10	0.03±0.09	-0.08±0.08
NGC6802	-0.15±0.09	-0.05±0.06	-0.02±0.05	-0.04±0.06	-0.07±0.04	-0.09±0.08	-0.01±0.04	-0.05±0.05	-0.07±0.05
Be81	-0.01±0.13	0.02±0.09	-0.06±0.09	0.00±0.08	0.03±0.10	-0.05±0.08	0.15±0.11	0.02±0.10	0.07±0.11
Tr23	-0.07±0.07	0.05±0.08	0.06±0.06	-0.03±0.07	-0.05±0.07	-0.07±0.07	0.07±0.07	-0.01±0.07	-0.02±0.07
NGC6005	-0.09±0.04	0.01±0.02	-0.01±0.03	-0.01±0.03	-0.05±0.03	-0.09±0.05	0.09±0.03	-0.03±0.04	-0.02±0.03
Pis18	-0.13±0.03	-0.07±0.02	-0.03±0.02	-0.07±0.07	-0.09±0.20	-0.12±0.04	0.02±0.05	-0.08±0.05	-0.10±0.20
Tr20	-	-0.06±0.05	-0.04±0.07	-0.03±0.05	-0.04±0.05	-0.12±0.07	0.03±0.06	-0.03±0.05	-0.04±0.07
Be44	-0.05±0.20	0.06±0.05	0.06±0.05	-0.00±0.09	0.07±0.06	-0.07±0.08	0.19±0.06	0.22±0.06	0.05±0.06
NGC2243	0.08±0.08	0.00±0.06	0.01±0.07	-0.01±0.06	0.00±0.07	0.04±0.07	-0.01±0.09	-0.11±0.08	-0.06±0.07
Be25	0.32±0.18	0.03±0.13	0.06±0.09	-0.06±0.12	0.03±0.10	0.08±0.10	0.05±0.08	-0.05±0.09	-0.05±0.09

five panels (from the left) show the abundance patterns of the α -elements from oxygen to titanium. The observations show differences in the behaviour of the five elements: oxygen has the strongest trend, reaching negative values of [O/Fe] at super-solar metallicities, and having positive values in the low metallicity regime. Magnesium in open clusters is essentially flat, while, at the lowest metallicities, the thin disc field stars reach positive values of [Mg/Fe]. In addition, contrary to oxygen, the trend of both open clusters and field stars with super-solar metallicities indicates a [Mg/Fe] consistent with a slightly positive value. The behaviour of Si is very similar to that of Mg, with a smaller dispersion in field stars with respect to Mg due to larger number of available lines for this element in the observed spectral range. [Si/Fe] is almost flat and slightly above zero in the super-solar metallicity regime $0.0 < [Fe/H] < 0.5$ dex. However, there are

some differences in the most metal poor regime sampled by our stars, where at [Fe/H] ~ -0.5 dex the few field stars reach higher [Mg/Fe] than [Si/Fe], and show a different behaviour with respect to the two outermost and most metal poor clusters. The differences might be related to the large errors on the determination of the field star ages (see Table A.1) that may lead us to assign them to an incorrect age bin. Calcium in field stars has a well-defined [Ca/Fe] enhancement towards the lowest metallicity, while it is almost flat in open clusters. Finally, Ti is very similar to Ca, having however a larger dispersion in both field and cluster stars abundances.

The last four panels show the abundance ratio of some iron-peak elements. Scandium show differences between field star and open cluster abundances. If we consider field stars, [Sc/Fe] is flat across the metallicity range [-0.5, 0.5], with the inner disc

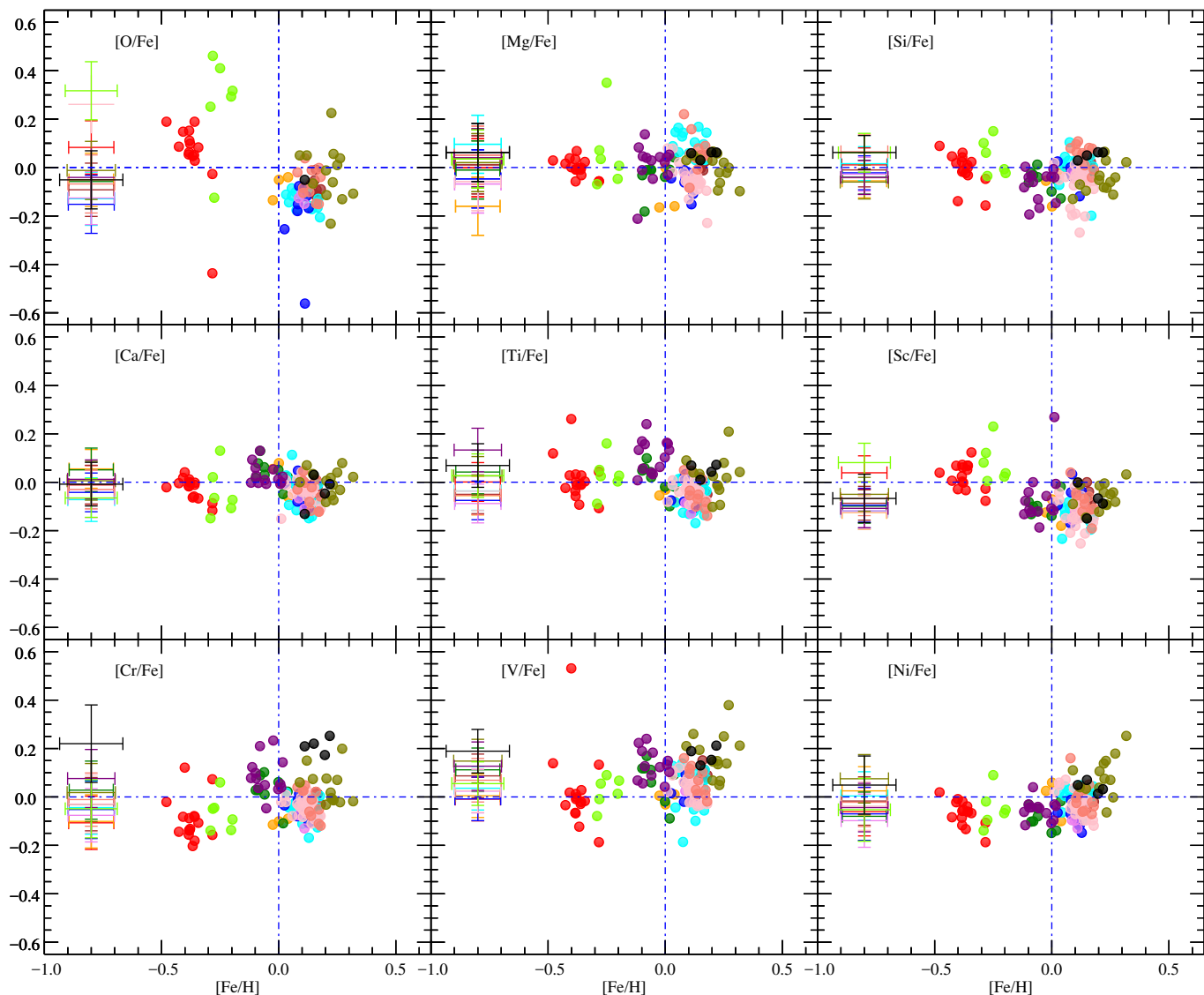


Fig. 1. Abundance ratios of the member stars in our sample clusters. Colour code is the following: NGC2243 red, NGC4815 orange, NGC6005 brown, NGC6633 green, NGC6705 cyan, NGC6802 blue, Pismis 18 violet, Trumpler 20 pink, Trumpler 23 salmon, Be 81 olive, NGC2516 purple, Be 25 light green, Be 44 black. The crosses on the left side of each panel represents the $1\text{-}\sigma$ dispersion of the $[\text{Fe}/\text{H}]$ and of the abundance ratios.

open clusters have a depleted $[\text{Sc}/\text{Fe}]$ around -0.1 dex. V, Cr, and Ni have similar trends, being almost flat, with a slight enhancement in the super-solar regime.

8. The chemo-dynamical model

We compare our observational results with the chemical evolution model of Kubryk et al. (2015a), updated with recent sets of stellar yields for stars of low and high masses (see below). The model is described in details in Kubryk et al. (2015a,b, hereafter K15). In the following we recall its main features.

The Galactic disc is gradually built up by infall of primordial gas in the potential well of a typical dark matter halo with mass of $10^{12}M_{\odot}$ whose evolution is obtained from numerical simulations. The infall time-scales are shorter in the inner regions, while they increase outwards reaching 7 Gyr at 7 kpc. The star formation rate depends on the local surface density of

molecular gas and is calculated with the prescriptions of Blitz & Rosolowsky (2006).

The model takes into account the radial flows of gas driven by a bar formed 6 Gyr ago which pushes gas inwards and outwards of the corotation. Stars, but also clusters (see, e.g. Gustafsson et al. 2016) move radially due to epicyclic motions (blurring) and variation in their guiding radius (churning), (see e.g. Schönrich & Binney 2009). The innovative aspect of the model is to account for the fact that radial migration moves around not only passive tracers of chemical evolution (i.e. long-lived stars, keeping on their photospheres the chemical composition of the gas at the time and place of their birth), but also active agents of chemical evolution, (i.e. long-lived nucleosynthesis sources such as SNIa producing Fe and low mass stars producing s-process elements). The K15 version of the model used for massive stars the metallicity-dependent yields from Nomoto et al. (2013), while the version adopted in the present work (K15-improved) uses

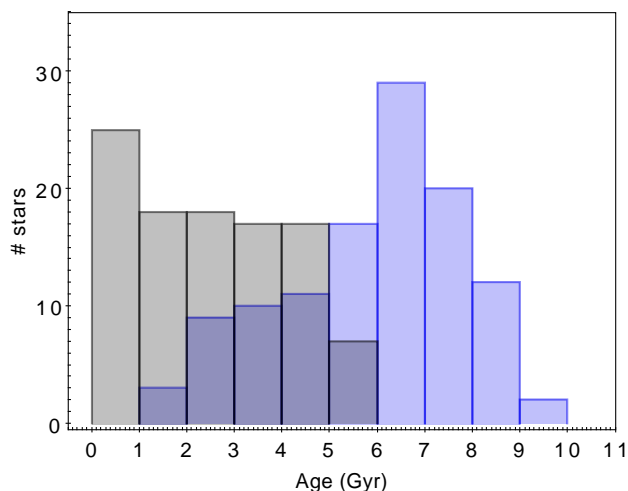


Fig. 2. Stellar ages in the GES Milky Way field sample in the thin disc (in blue) and in the open cluster sample (in grey).

the new metallicity-dependent yields by Limongi & Chieffi (in preparation) which include the effect of stellar rotation.

These yields are based on a new grid of massive stellar models that range in mass between 13 and 120 M_{\odot} , initial Fe abundances $[\text{Fe}/\text{H}] = 0, -1, -2, -3$ and initial equatorial rotational velocities $v = 0, 150, 300 \text{ km s}^{-1}$. The network adopted includes 335 isotopes (from neutrons to Bi_{209}) linked by more than 3000 nuclear reactions. The initial composition adopted for the solar metallicity models is the one provided by Asplund et al. (2009), which corresponds to a total metallicity $Z = 1.345 \times 10^{-2}$. For metallicities lower than solar we assume a scaled solar distribution for all the elements, with the exception of C, O, Mg, Si, S, Ar, Ca, and Ti which are assumed to be enhanced with respect to Fe. In particular we adopted $[\text{C}/\text{Fe}] = 0.18$, $[\text{O}/\text{Fe}] = 0.47$, $[\text{Mg}/\text{Fe}] = 0.27$, $[\text{Si}/\text{Fe}] = 0.37$, $[\text{S}/\text{Fe}] = 0.35$, $[\text{Ar}/\text{Fe}] = 0.35$, $[\text{Ca}/\text{Fe}] = 0.33$, $[\text{Ti}/\text{Fe}] = 0.23$ (Cayrel et al. 2004; Spite et al. 2005). As a consequence of these choices, the corresponding metallicity below solar are $Z = 3.236 \times 10^{-3}$, 3.236×10^{-4} , 3.236×10^{-5} , respectively. Stellar rotation has been included as described in detail in Chieffi & Limongi (2013) with the following exceptions: *i*) an improved treatment of the angular momentum transport in the envelope of the stars and *ii*) a detailed computation of the angular momentum loss due to stellar wind. At variance with Chieffi & Limongi (2013), the efficiency of the rotationally driven mixing has been calibrated by requiring the fit to the observed nitrogen abundance as a function of the projected rotation velocity in the Large Magellanic Cloud samples of the FLAMES survey (Hunter et al. 2009). The explosive nucleosynthesis has been computed in the framework of the kinetic bomb induced explosion by means of a PPM hydrocode, as described in Chieffi & Limongi (2013). The kinetic energy injected to start the explosion has been calibrated to ejected $0.07 M_{\odot}$ of ^{56}Ni for the models ranging in mass between 13 and 25 M_{\odot} . This choice leads to final kinetic energies of the ejecta in the range $1 - 3 \times 10^{51} \text{ erg}$ that are consistent with the average kinetic energy of a sample of core collapse supernovae reported by Pejcha & Prieto (2015); Lyman et al. (2016). The explosion of the stars more massive than 25 M_{\odot} would require a kinetic energy significantly higher than $3 \times 10^{51} \text{ erg}$ and we assume that these models fail to explode and collapse directly to a black hole. The yields of these stars therefore contain only the mass ejected through the wind.

A phenomenological rate of SNIa is adopted, based on observations of extragalactic SNIa, while their yields are from Iwamoto et al. (1999). The initial mass function (IMF) of Kroupa (2002), with a slope 1.5 for the high masses, is used. Finally, the formalism of single particle population is used to calculate the rate of ejecta (both for stars and SNIa) as a function of time, because it can account for the radial displacements of nucleosynthesis sources and in particular of SNIa as discussed in Kubryk et al. (2013).

9. Comparison with the model and discussion

9.1. Radial metallicity gradient

In Figure 5 we show the radial distribution of $[\text{Fe}/\text{H}]$ of our sample open clusters, colour coded by age: younger than 2 Gyr and older than 2 Gyr. We compare our results with some meaningful samples: the literature compilation of Netopil et al. (2016) (second panel), selecting only open clusters with high resolution observations and determinations of metallicity uncertainties. They are binned in two age bins, similarly to the GES sample: clusters younger than 2 Gyr, and clusters with $2 \text{ Gyr} < \text{Age} < 5 \text{ Gyr}$. In the third panel, we show two other literature open clusters samples: the APOGEE one from Cunha et al. (2016) and the outer-disc clusters' one from Cantat-Gaudin et al. (2016). Finally, in the fourth panel we present the iron abundance of Cepheids (Martin et al. 2015; Genovali et al. 2014, 2015). We compare them with the K15-improved model radial metallicity gradient at three different ages (present-time, 2 Gyr and 5 Gyr ago). Each sample, taken by itself, has its own limit, as for instance, limited statistics (first panel), combination of possible non homogeneous literature results (second panel), possibly poor membership and/or low number of stars per cluster (third panel), and finally large uncertainties on the metallicity determination of each Cepheid (fourth panel). However, there is a general concordance between the shape of the radial metallicity gradients and in the metallicity reached in the four samples. The model curves are a good representation of the general radial behaviour of the $[\text{Fe}/\text{H}]$ in the thin disc of our Galaxy, reproducing the declining gradient at least up to the optical radius of our Galaxy ($\sim 16 \text{ kpc}$) from which the open cluster samples show a departure from the negative gradient, reaching a plateau in metallicity (e.g. Sestito et al. 2008; Magrini et al. 2009; Donati et al. 2015; Cantat-Gaudin et al. 2016; Reddy et al. 2016). The plateau is not reproduced by the model and can be related to the high altitude of the outer-disc clusters above the plane, meaning that it is more properly the consequence of a vertical gradient than of a radial gradient and of radial migration and disc flaring (Minchev et al. 2012).

In the first panel, we can see that our sample clusters located within the solar circle ($R_{\text{GC}} < 8 \text{ kpc}$) are all younger than 2 Gyr (the oldest one is Be 44 at 1.6 Gyr), thus we do not expect that they have moved very far from their birthplace. Anders et al. (2016) considered the possibility that already clusters with ages of about 2 Gyr, located from 5 to 8 kpc, from the Galactic Centre might be originated from regions located more towards the centre. However, the metallicities of our clusters perfectly follow a radial decreasing gradient (see Figure 5) with a small dispersion at each Galactocentric radius. If the radial migration were the dominating process, we would expect a very scattered gradient and this is not the case.

Another notable result that can be deduced from Figure 5 is the unexpected behaviour of the oldest clusters. It is out of the scope of the present paper to discuss the time evolution of the radial metallicity gradient, however as already pointed out

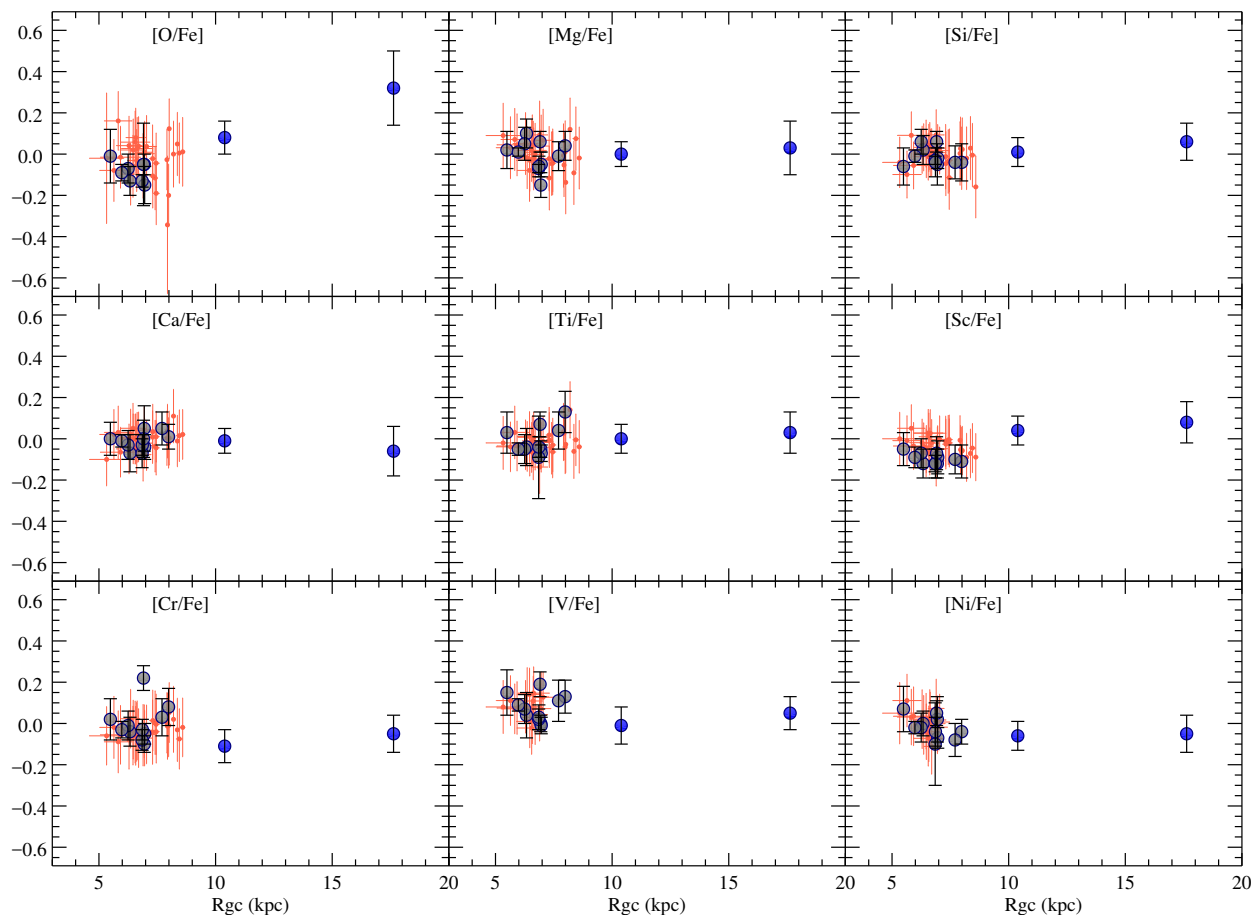


Fig. 3. Radial abundance ratio gradients of elements belonging to different nucleosynthesis channels. The cluster median abundances are shown with larger circles, binned by ages (in grey clusters with age < 2 Gyr and in blue with age > 2 Gyr). The smaller red circles are the abundance ratios of the young field stars in the thin disc with their errors.

in several previous papers (e.g. Jacobson et al. 2016; Anders et al. 2016; Gustafsson et al. 2016; Spina et al. 2017) several old clusters (age > 2 Gyr) are found to be more metal rich than the younger clusters located at the same Galactocentric radius. There are no old clusters in our sample in the inner disc to compare with the young and intermediate-age ones. However, in the sample of Netopil et al. (2016) there is a super-position of the clusters with ages > 2 Gyr and of the younger ones in the [Fe/H] versus R_{GC} plane, without a clear time-evolution as indicated by the model. In a forthcoming paper (Kawata et al. in preparation), we investigate the effect of radial migration on their location and metallicity.

9.2. Radial abundance ratio gradient

In Figure 6, we present the abundance-ratio radial distributions of the α -elements [O/Fe], [Mg/Fe], [Si/Fe], [Ca/Fe], [Ti/Fe] and of the iron peak-elements [Sc/Fe], [Cr/Fe], [V/Fe] and [Ni/Fe] for our clusters. We compare them with the results of the K15-improved model curves at the present time and at a look-back time of 5 Gyr.

Oxygen is produced mainly in the nucleosynthesis of massive stars ($M > 10 M_{\odot}$). These stars have short lifetimes (< 20 Myr) that do not give them enough time to migrate. Consequently, the radial O profile is not affected by radial migration, but, on the other hand, it is strongly impacted by gas radial in-

flows. The presence of a bar that induces radial gas flows produces a non-monotonic gradient of [O/H] as a function of the Galactocentric radius. In the parameterisation of Kubryk et al. (2015a), in the inner regions (2-4 kpc) the combination of the bar and of the metal-poor gas infall leads to a local depression of [O/H] with respect to the nearby regions. On the other hand, the disc beyond 6 kpc is not affected by radial inflows, producing a decreasing gradient. In Figure 6 (first row, first panel to the left) we compare the predictions of the K15-improved model with our observations of clusters and field stars. The data of open clusters seem to support an [O/Fe] enhancement in the outer disc for the older clusters, while the conspicuous group of inner disc clusters presents a sub-solar [O/Fe] as expected in the model predictions. It is mainly driven by the different timescales for the formation of the inner and outer disc. The ratio between two elements generated by different kinds of stars is able to trace it.

From an observational point of view, the radial distributions of [Mg/Fe], [Si/Fe], [Ca/Fe], and [Ti/Fe] shown in Figure 3 are all very similar, with a slightly increasing trend in the outer disc and solar values in the inner disc. In the model we can distinguish between two kinds of behaviour: [Mg/Fe] and [Ti/Fe] are essentially flat and do not show any noticeable evolution with time, that is, the radial gradients at the present time and 5 Gyr ago are almost similar, while the model results for [Ca/Fe] and [Si/Fe] show a similar behaviour to [O/Fe] with differences between the curves at present time and 5 Gyr ago and an enhance-

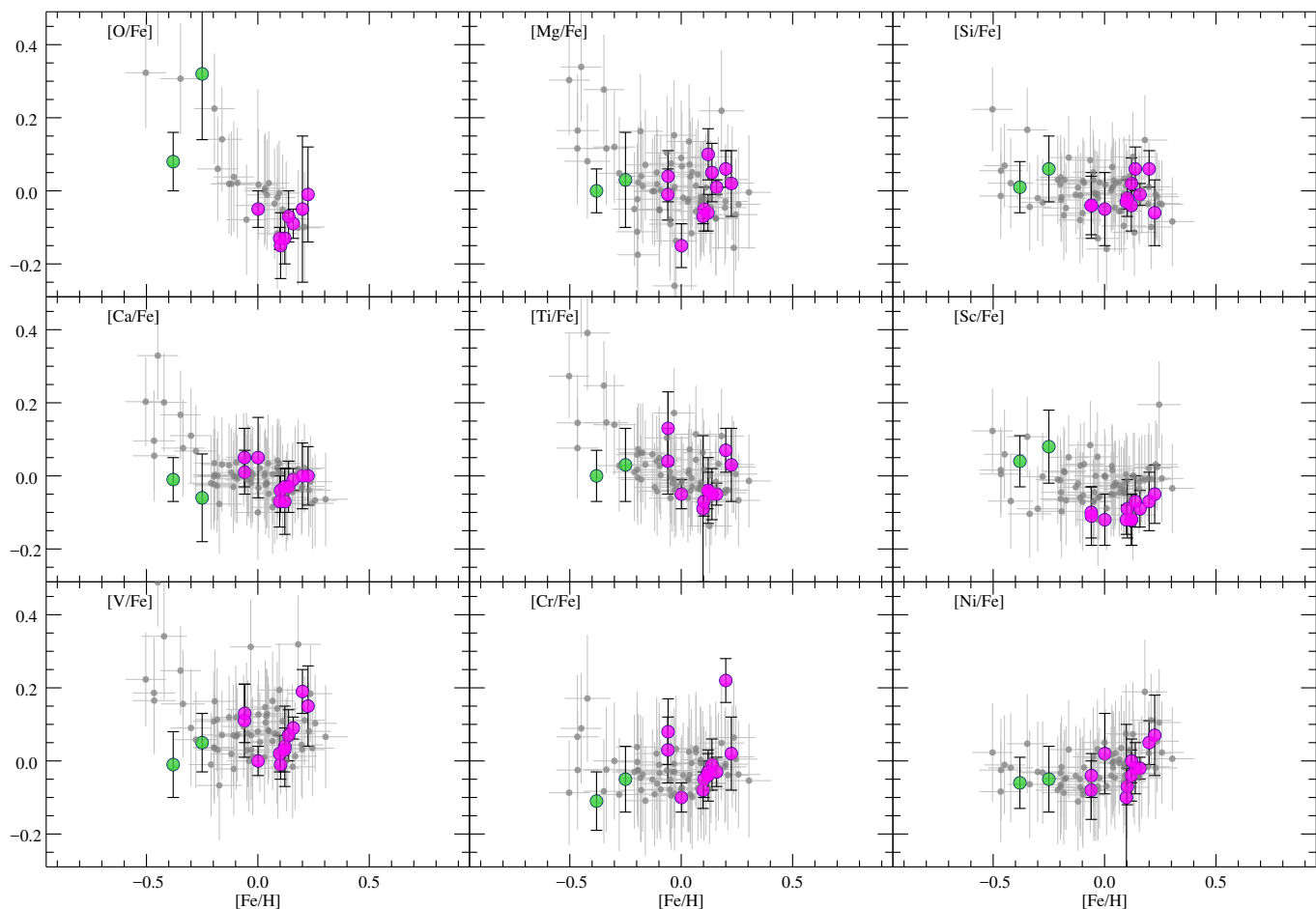


Fig. 4. Abundance patterns of clusters (colour-coded by distance, in magenta with $R_{GC} < 8$ kpc, and in green with with $R_{GC} > 8$ kpc) and of thin disc field stars (in grey).

ment in the outer disc. The α elements, from Si to the heavier elements Ca and Ti, are expected to have a non-negligible contribution from SNIa. The yields adopted in the K15 model (the Iwamoto et al. (1999)’s yields) take the contribution of SNIa to the α elements into account. In addition, the new yields for massive stars used in the current version of the K15 model (Chieffi & Limongi, in preparation) take into account the stellar rotation and the metallicity dependence.

Comparing with the observations, we have that the model curve of $[Mg/Fe]$ is in very good agreement with the observations of both clusters and field stars, and it is very different from the predictions of other chemical evolution models (see, e.g. Minchev et al. 2014). For Si and Ca, while the younger clusters (age < 2 Gyr) are in good agreement with the model results, the two older and outer-disc clusters do not show the enhancement that is appreciable in $[O/Fe]$.

One of the most important results of Figure 6 is the nice agreement between the observed and modelled radial behaviour of $[Mg/Fe]$. This is indeed the first time, to our knowledge, that a chemo-dynamical model is able to distinguish between the evolution of $[O/Fe]$ and $[Mg/Fe]$. O and Mg are considered to have both a predominant production in massive stars. However, they are produced during different burning phases in the evolution of massive stars: oxygen is produced during the hydrostatic burning in the He-burning core and in the C-shell and it is expelled during the pre-supernova phase, in which the final yield can be slightly

modified during the explosive Ne burning (see, e.g. Maeder et al. 2005); magnesium is produced during the hydrostatic burning in the C shell and in the explosive burning of Ne, with a non negligible contribution of this latter process. These differences can explain their abundance distributions.

The radial trend of Mg is much more similar to that of Si, Ca and Ti, and this is presumably an indication of common sites and processes of production. Romano et al. (2010) noticed that the flattening in the $[Si/Fe]$ vs. $[Fe/H]$ plane traced by observations at super-solar metallicities (Bensby et al. 2005) requires a source of Si enrichment during the latest phases of Galactic chemical evolution. They suggest that this source can be obtained, for instance, from high-metallicity massive stars and/or SNIa.

Introducing the new metallicity dependent yields of massive stars that induce production of elements such as Mg at recent epochs in the Galaxy lifetime has for the first time reproduced the radial gradient of $[Mg/Fe]$ which is essentially flat. A similar conclusion was reached by Romano et al. (2010) who suggested the need for either a revision of current SNIa and/or HN yields for solar and/or higher than solar metallicity stars, or larger contributions to Mg production from SNIa, or significant Mg synthesis in low- and intermediate-mass stars, or a combination of all these factors. This is in agreement with what was found by Chiappini (2005) who stated that larger quantities of Mg (at least a factor of ten larger than current theoretical predictions of either

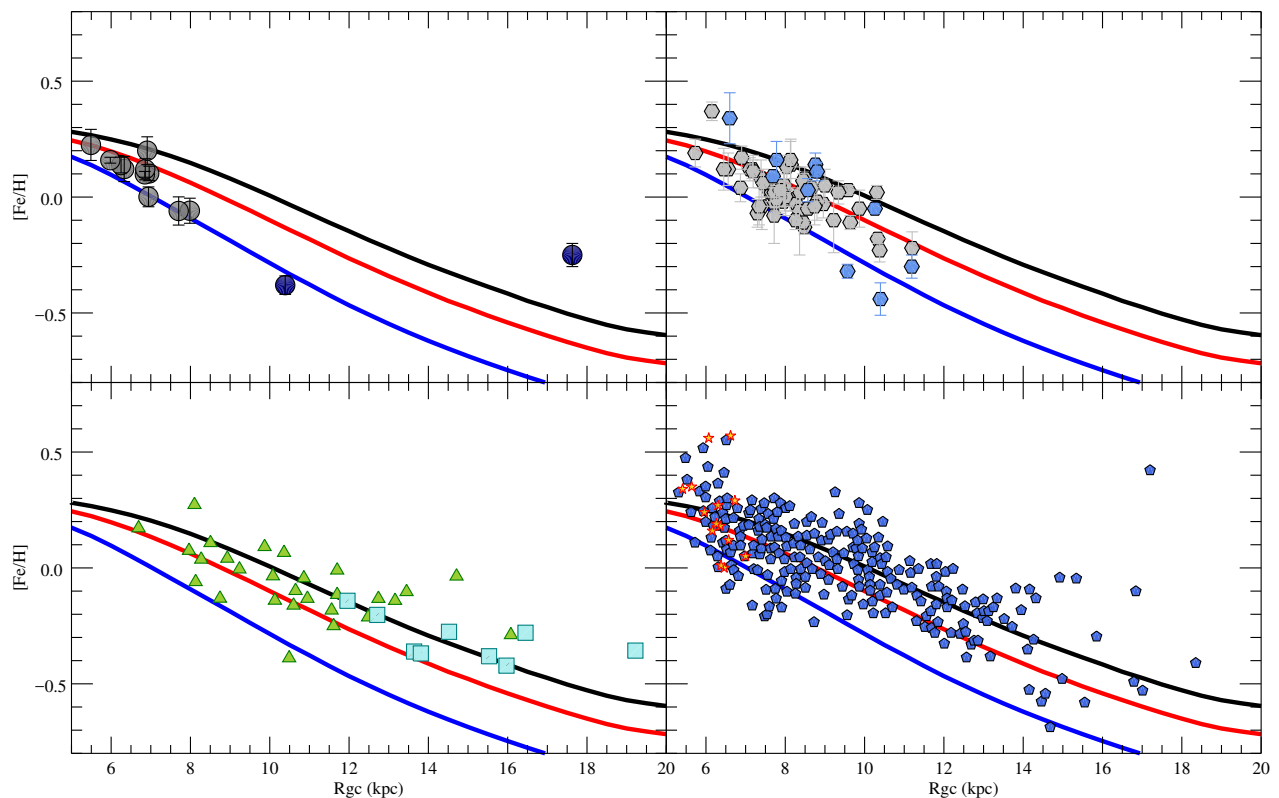


Fig. 5. Radial distributions of $[Fe/H]$ for our open cluster sample (first panel: filled circles in grey the youngest clusters, age < 2 Gyr, and in blue the oldest ones), for the Netopil et al. (2016)’s open clusters with high-resolution metallicities (second panel: filled hexagons in grey the youngest clusters, age < 2 Gyr, and in blue the oldest ones), for the APOGEE (Cunha et al. 2016) and Cantat-Gaudin et al. (2016)’s open clusters (third panel: green triangles and cyan squares, respectively), and for the Cepheids (fourth panel: stars and pentagons Martin et al. 2015; Genovali et al. 2014, 2015, respectively). The black curves represent the gradients of the elements over Fe in the K15-improved model at the present time –updated with the new yields of the present work– while the red and blue ones corresponds to 2 Gyr and 5 Gyr ago, respectively.

1-D or multi-D models) need to be produced in recent epochs, suggesting a production in SNIa.

The iron-peak group includes many elements ranging from Sc to Ge in the periodic table. They are produced in different and complex nucleosynthesis processes that result in a Galactic chemical evolution of their abundances not always following that of iron (cf. Battistini & Bensby 2015). Here we consider the most representative elements of the iron-group available in our spectral range: Sc, V, Cr, and Ni. SNIa contribute very significantly to the iron-peak elements, producing a very little amount of elements lighter than Al (see, e.g. Iwamoto et al. 1999; Woosley et al. 2009). In addition to the component from SNIa, Sc is also produced in the ejected layers of core-collapse SNe and that its abundance is then further enhanced by neutrino-nucleus interactions (Yoshida et al. 2008). Ni, V and Cr are also synthesised in massive stars (Woosley & Weaver 1995; Limongi & Chieffi 2003). We refer to Romano et al. (2010) for a complete description of the nucleosynthesis processes involved in the production of these elements.

In the final panels of Figure 6 we see good agreement for Cr, V, and Ni with the results of K15-improved model. Cr and, to some extent, V abundances show a small systematic offset from the predictions, while Sc is underproduced by the model and the global trend traced by the open clusters is not followed. This indicates that the prescriptions of the model for the nucleosynthesis of Sc need to be updated.

9.3. Abundance patterns

In Figure 7 we present the abundance ratios as a function of the metallicity together with the results of the K15-improved model for three Galactocentric radii: 6 kpc, 8 kpc and 15 kpc. In the case of the α -elements, the model predicts two broad behaviours: oxygen, silicon, and calcium have a continuous decreasing trend to super-solar metallicities, reaching negative values for $[O/Fe]$ and $[Ca/Fe]$, while reaching only zero for $[Si/Fe]$. On the other hand, $[Mg/Fe]$ and $[Ti/Fe]$ become almost flat at $[Fe/H] \sim -0.5$. This is caused by two effects: the metallicity dependent yields of massive stars and the contribution of SNIa to their production. For Ti the production in SNIa is the dominant one, while for Mg the most important contribution is from SNII and the production at later epochs is increased by the metallicity dependent yields of progenitors of SNII. The last four panels show the abundance ratio of the most representative iron-peak elements together with the model predictions. $[Sc/Fe]$ is clearly the worst case, in which the model is not able to reproduce the data. $[V/Fe]$, $[Cr/Fe]$ and $[Ni/Fe]$ have similar behaviours, which are, however, not exactly flat. The model is able to reproduce the slight enhancement towards solar and super-solar metallicities that indicate the differences in their nucleosynthesis with that of iron.

There is a good agreement of the cluster abundance of the inner and outer disc with the corresponding curves of the model: for most elements the outer clusters agree well with outermost plotted curve, while the abundance ratios of the group of nine inner disc clusters are located within the two curves correspond-

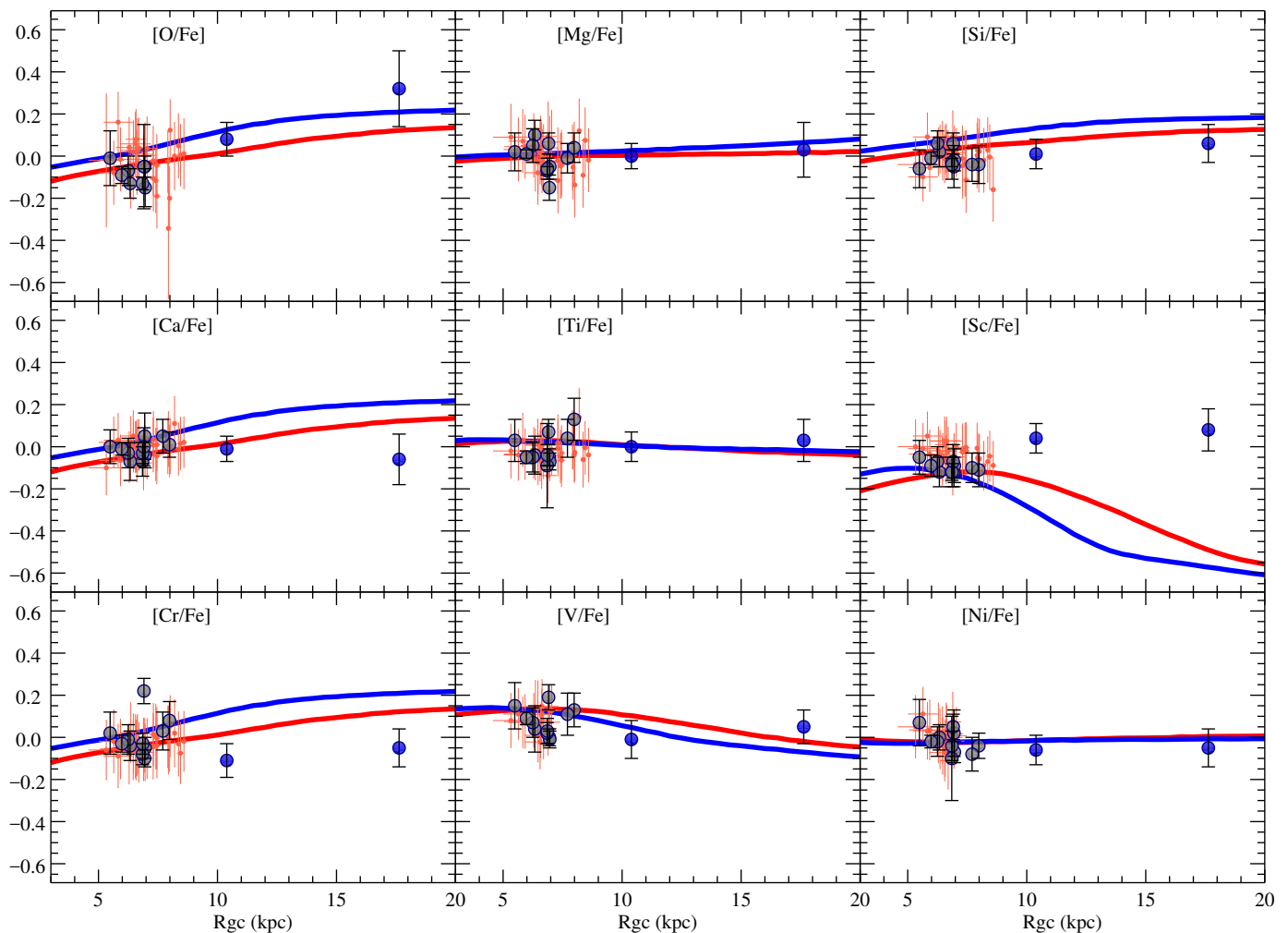


Fig. 6. Radial abundance ratio gradients of elements belonging to different nucleosynthesis channels. For the observations, the symbols are as in Figure 3. The red curves represent K15-improved model results at the present time, while the blue one corresponds to 5 Gyr ago.

ing to 6 and 8 kpc. This can explain the differences that can be seen in Figure 6 in the patterns of field stars and open clusters: while the field star sample is limited to the solar neighbourhood, the open clusters are located in a larger Galactocentric range.

9.4. On the inside-out scenario for the Galactic thin disc

The inside-out scenario for the formation of the thin disc predicts a higher star formation rate in the inner parts due to the concurrence of the higher infall rate and of the more effective star formation. The effect of the inside-out formation is appreciable by the presence of negative radial metallicity gradients in most disc galaxies. However, as an effect of different time scales of iron and α -elements, we should expect a ‘positive’ gradient of $[\alpha/\text{Fe}]$ in the disc whose entity and slope tell us about the differences in the time scales of the formation of the different regions. The presence of this possible enhancement has been debated for a long time, with contrasting results obtained from different stellar populations: open clusters (see, e.g. Carraro et al. 2004; Yong et al. 2005; Bragaglia et al. 2008), field stars (Carney et al. 2005; Bensby et al. 2011), and Cepheids (Yong et al. 2006). A discussion on this issue using open clusters can be found in Yong et al. (2012).

The problem in many published works has been to use an ‘average’ α -enhancement which is based on different combinations of some of the five more commonly measured elements in the stellar atmospheres of cool stars. The point is, as shown in Figures 3 and 4, that these five elements do not share the same nucleosynthesis, and this is especially true at solar and super-solar metallicities, which is the characteristics metallicity of the thin disc and it represents the metallicity range spanned by the open cluster population. While it can be acceptable to consider the α -elements equivalent to study the dichotomy between the thin and thick discs at low metallicity, they widely diverge from $[\text{Fe}/\text{H}] \sim -0.5$ dex to super solar $[\text{Fe}/\text{H}]$ as appreciable from Figures 3 and 4. This was already noticed in the seminal work of Pagel & Tautvaišienė (1995) where those authors already warned about the differences in the nucleosynthesis of the α elements and the risk to mix them in a common $[\alpha/\text{Fe}]$ value.

In Figure 8 we show the ‘global’ $[\alpha/\text{Fe}]$, computed with O, Mg, Si, Ca, and Ti, as function of the R_{GC} in the model and in the observations. The $[\alpha/\text{Fe}]$ both in model and observations have been computed in the same way, that is, by computing the average of $[\text{X}/\text{Fe}]$ (in some cases some elements are not available, thus the average has been computed with the remaining ones). This is the usual approximation adopted in the various literature studies. The observations are compared with the modelled $[\alpha/\text{Fe}]$

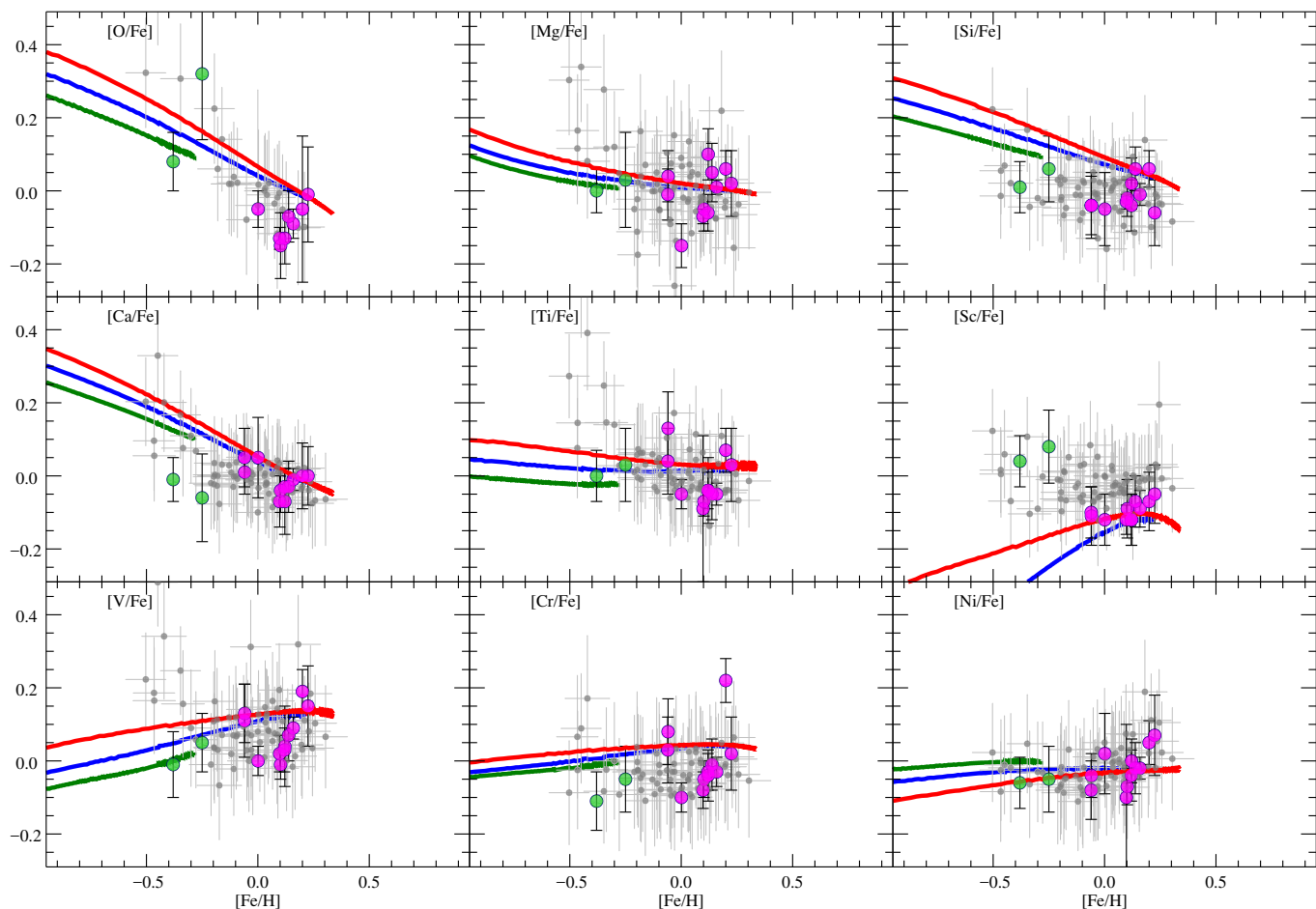


Fig. 7. Abundance patterns of open clusters with the same symbols as in Fig.4, compared with the curves of the K15-improved model. The model curves are computed for three Galactocentric radii: 6 kpc (red), 8 kpc (blue) and 15 kpc (green).

and with $[\alpha/\text{Fe}]$: while for $[\text{O}/\text{Fe}]$ we expect in the age interval spanned by open clusters to have in the outer parts of the Galaxy values ranging from $[\text{O}/\text{Fe}]=0.1$ dex to 0.2 dex, for $[\alpha/\text{Fe}]$ the expected enhancement is much lower, from 0.05 dex to 0.1 dex. This due to the contribution to the average of elements such as Ti and Mg that behave as Fe at solar and super-solar metallicities. The combination of the five α -elements produces an hybrid behaviour that can mask possibly expected differences between inner and outer disc populations.

Thus, our final recommendation is to not use an average $[\alpha/\text{Fe}]$ ratio at least for the typical metallicities of the thin disc. We also suggest distinguishing between the different channels of production of the different α -elements when seeking subtle trends as the outer disc α -enhancement or the inner disc α -depletion.

10. Summary

We analysed a sample of young and intermediate-age open clusters (age > 0.1 Gyr) in the fourth data release of the Gaia-ESO Survey. Using the recommended stellar parameters and elemental abundances of stars observed with UVES, we determined the median abundances of each cluster. We determine statistical ages and distances of field stars observed with UVES and we selected a sample of stars in the same age range of clusters. Using cluster and field star abundances, we derived the radial distribution of

abundance ratios of several α - and iron-peak elements, and their patterns as a function of metallicity, $[\text{Fe}/\text{H}]$. We notice important differences in the diverse classes of elements: in particular we find that $[\text{O}/\text{Fe}]$ has a different behaviour with respect to the other α elements, in particular Mg. We compared our observations, together with literature data, with the results of chemical evolution models that include stellar migration and an updated set of stellar yields for massive stars. The model is able to reproduce the differences in the evolution of O and Mg, which are usually neglected but that are important especially in the solar and super-solar metallicity regime.

Finally we recommend not using an average $[\alpha/\text{Fe}]$ ratio at least for the typical metallicities of the thin disc. It is necessary to differentiate the channels of production of the α -elements when searching for small trends such as the inner disc α -depletion and the outer disc α -enhancement.

Acknowledgements. The authors thanks the referee for her/his constructive report and Dr. Laura Inno for useful discussions. The results presented here benefited from discussions in three Gaia-ESO workshops supported by the ESF (European Science Foundation) through the GREAT (Gaia Research for European Astronomy Training) Research Network Program (Science meetings 3855, 4127 and 4415). This work was partially supported by the Gaia Research for European Astronomy Training (GREAT-ITN) Marie Curie network, funded through the European Union Seventh Framework Programme [FP7/2007-2013] under grant agreement n. 264895. This work was partly supported through the European Research Council grant 320360: The Gaia-ESO Milky Way Survey G.T. and A.D. acknowledge support by the Research Council of Lithuania (MIP-082/2015). This research has been partially supported by the National Institute

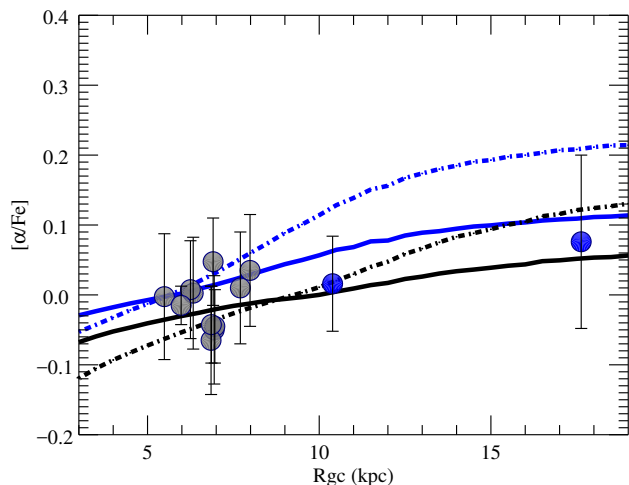


Fig. 8. Global α -enhancement: $[\alpha/\text{Fe}]$ vs. R_{GC} in the open cluster observations (colour coded by age as in Figure 6) and in the K15-improved model (continuous lines, black at the present time and blue 5 Gyr ago). For comparison, the evolution of $[\text{O}/\text{Fe}]$ vs. R_{GC} is shown (dashed-dotted lines, black at the present time and blue 5 Gyr ago).

for Astrophysics (INAF) through the grant PRIN-2014 ("Transient Universe, unveiling new types of stellar explosions with PESSTO"). F.J.E. acknowledges financial support from the SpaceteC-CM project (S2013/ICE-2822). S.F. and T.B. are supported by the project grant "The New Milky Way" from the Knut and Alice Wallenberg Foundation. Support for SD was provided by the Chile's Ministry of Economy, Development, and Tourism's Millennium Science Initiative through grant IC120009, awarded to The Millennium Institute of Astrophysics, MAS.

References

- Asplund, M., Grevesse, N., Sauval, A. J. & Scott, P. 2009, *ARA&A*, 47, 481
- Adibekyan, V. Z., Santos, N. C., Sousa, S. G., & Israelian, G. 2011, *A&A*, 535, L11
- Anders, F., Chiappini, C., Minchev, I., et al. 2016, arXiv:1608.04951
- Arnett, W. D., & Thielemann, F.-K. 1985, *ApJ*, 295, 589
- Battistini, C., & Bensby, T. 2015, *A&A*, 577, A9
- Bensby, T., Feltzing, S., & Lundström, I. 2004, *A&A*, 415, 155
- Bensby, T., Feltzing, S., Lundström, I., & Ilyin, I. 2005, *A&A*, 433, 185
- Bensby, T., Alves-Brito, A., Oey, M. S., Yong, D., & Meléndez, J. 2011, *ApJ*, 735, L46
- Bragaglia, A., & Tosi, M. 2006, *AJ*, 131, 1544
- Bragaglia, A., Sestito, P., Villanova, S., et al. 2008, *A&A*, 480, 79
- Bressan, A., Marigo, P., Girardi, L., et al. 2012, *MNRAS*, 427, 127
- Blitz, L., & Rosolowsky, E. 2006, *ApJ*, 650, 933
- Caffau, E., Ludwig, H.-G., Steffen, M., et al. 2008, *A&A*, 488, 1031
- Cantat-Gaudin, T., Vallenari, A., Zaggia, S., et al. 2014, *A&A*, 569, AA17
- Cantat-Gaudin, T., Donati, P., Vallenari, A., et al. 2016, *A&A*, 588, A120
- Carney, B. W., Yong, D., Teixeira de Almeida, M. L., & Seitzer, P. 2005, *AJ*, 130, 1111
- Carraro, G., Bresolin, F., Villanova, S., et al. 2004, *AJ*, 128, 1676
- Carraro, G., Geisler, D., Moitinho, A., Baume, G., & Vázquez, R. A. 2005, *A&A*, 442, 917
- Carraro, G., Geisler, D., Villanova, S., Frinchaboy, P. M., & Majewski, S. R. 2007, *A&A*, 476, 217
- Cayrel, R., et al. 2004, *A&A*, 416, 1117
- Chiappini, C. 2005, *Interacting Binaries: Accretion, Evolution, and Outcomes*, 797, 476
- Chiappini, C., Anders, F., Rodrigues, T. S., et al. 2015, *A&A*, 576, L12
- Chieffi, A. & Limongi, M. 2013, *ApJ*, 764, 21
- Cunha, K., Frinchaboy, P. M., Souto, D., et al. 2016, arXiv:1601.03099
- Donati, P., Cantat Gaudin, T., Bragaglia, A., et al. 2014b, *A&A*, 561, AA94
- Donati, P., Bragaglia, A., Carretta, E., et al. 2015, *MNRAS*, 453, 4185
- Edvardsson, B., Andersen, J., Gustafsson, B., et al. 1993, *A&A*, 275, 101
- François, P., Matteucci, F., Cayrel, R., et al. 2004, *A&A*, 421, 613
- Friel, E. D. 1995, *ARA&A*, 33, 381
- Friel, E. D. 2013, *Planets, Stars and Stellar Systems. Volume 5: Galactic Structure and Stellar Populations*, 5, 347
- Friel, E. D., & Janes, K. A. 1993, *A&A*, 267, 75
- Friel, E. D., Donati, P., Bragaglia, A., et al. 2014, *A&A*, 563, AA117
- Frinchaboy, P. M., Thompson, B., Jackson, K. M., et al. 2013, *ApJ*, 777, L1
- Genovali, K., Lemasle, B., Bono, G., et al. 2014, *A&A*, 566, A37
- Genovali, K., Lemasle, B., da Silva, R., et al. 2015, *A&A*, 580, A17
- Gilmore, G., Randich, S., Asplund, M., et al. 2012, *The Messenger*, 147, 25
- Heiter, U., Asplund, M., & Sauval, A. J. 2007, *Space Sci. Rev.*, 130, 105
- Gustafsson, B., Church, R. P., Davies, M. B., & Rickman, H. 2016, *A&A*, 593, A85
- Jacobson, H. R., Friel, E. D., & Pilachowski, C. A. 2011, *AJ*, 141, 58
- Jacobson, H. R., Friel, E. D., Jilkova, L., et al. 2016, arXiv:1605.04899
- Janes, K. A. 1979, *ApJS*, 39, 135
- Janes, K. A., Tilley, C., & Lynga, G. 1988, *AJ*, 95, 771
- Jeffries, R. D., Totten, E. J., Harmer, S., & Deliyannis, C. P. 2002, *MNRAS*, 336, 1109
- Jeffries, R. D., Jackson, R. J., Cottaar, M., et al. 2014, *A&A*, 563, A94
- Jofré, P., Jorissen, A., Van Eck, S., et al. 2016, *A&A*, 595, A60
- Heiter, U., Lind, K., Asplund, M., et al. 2015, *Phys. Scr.*, 90, 054010
- Hunter, I., Brott, I., Langer, N., et al. 2009, *A&A*, 496, 841
- Karakas, A. I. 2010, *MNRAS*, 403, 1413
- Kobayashi, C., Umeda, H., Nomoto, K., Tominaga, N., & Ohkubo, T. 2006, *ApJ*, 653, 1145
- Kordopatis, G., Recio-Blanco, A., de Laverny, P., et al. 2011, *A&A*, 535, A107
- Kordopatis, G., Wyse, R. F. G., Gilmore, G., et al. 2015b, *A&A*, 582, A122
- Kordopatis, G., Binney, J., Gilmore, G., et al. 2015, *MNRAS*, 447, 3526
- Kroupa, P., Tout, C. A., & Gilmore, G. 1993, *MNRAS*, 262, 545
- Kroupa, P. 2002, *Modes of Star Formation and the Origin of Field Populations*, 285, 86
- Kubryk, M., Prantzos, N., & Athanassoula, E. 2013, *MNRAS*, 436, 1479
- Kubryk, M., Prantzos, N., & Athanassoula, E. 2015a, *A&A*, 580, A127
- Kubryk, M., Prantzos, N., & Athanassoula, E. 2015b, *A&A*, 580, A126
- Hayden, M. R., Holtzman, J. A., Bovy, J., et al. 2014, *AJ*, 147, 116
- Hayden, M. R., Bovy, J., Holtzman, J. A., et al. 2015, *ApJ*, 808, 132
- Iwamoto, K., Brachwitz, F., Nomoto, K., et al. 1999, *ApJS*, 125, 439
- Li, Y., Hernquist, L., Robertson, B., et al. 2007, *ApJ*, 665, 187
- Limongi, M., & Chieffi, A. 2003, *ApJ*, 592, 404
- Liu, F., Asplund, M., Yong, D., et al. 2016, *MNRAS*, 463, 696
- Lyman, J. D., Bersier, D., James, P. A., et al. 2016, *MNRAS*, 457, 328
- Magrini, L., Sestito, P., Randich, S., & Galli, D. 2009, *A&A*, 494, 95
- Magrini, L., Randich, S., Friel, E., et al. 2013, *A&A*, 558, A38
- Magrini, L., Randich, S., Romano, D., et al. 2014, *A&A*, 563, AA44
- Magrini, L., Randich, S., Donati, P., et al. 2015, *A&A*, 580, A85
- Martig, M., Rix, H.-W., Aguirre, V. S., et al. 2015, *MNRAS*, 451, 2230
- Martin, R. P., Andrievsky, S. M., Kovtyukh, V. V., et al. 2015, *MNRAS*, 449, 4071
- Maeder, A., Meynet, G., & Hirschi, R. 2005, *Cosmic Abundances as Records of Stellar Evolution and Nucleosynthesis*, 336, 79
- Minchev, I., Famaey, B., Quillen, A. C., et al. 2012, *A&A*, 548, A127
- Minchev, I., Chiappini, C., & Martig, M. 2014, *A&A*, 572, A92
- Modigliani, A., Mulas, G., Porceddu, I., et al. 2004, *The Messenger*, 118, 8
- Netopil, M., Paunzen, E., Heiter, U., & Soubiran, C. 2016, *A&A*, 585, A150
- Nomoto, K., Kobayashi, C., & Tominaga, N. 2013, *ARA&A*, 51, 457
- Önehag, A., Gustafsson, B., & Korn, A. 2014, *A&A*, 562, A102
- Overbeek, J. C., Friel, E. D., Donati, P., et al. 2016, arXiv:1611.00859
- Pagel, B. E. J., & Tautvaisiene, G. 1995, *MNRAS*, 276, 505
- Panagia, N., & Tosi, M. 1980, *A&A*, 81, 375
- Pancino, E., Carrera, R., Rossetti, E., & Gallart, C. 2010, *A&A*, 511, A56
- Pancino, E., & the Gaia-ESO Survey collaboration 2016, arXiv:1610.06480
- Pasquini, L., Avila, G., Blecha, A., et al. 2002, *The Messenger*, 110, 1
- Pasquini, L., Biazzo, K., Bonifacio, P., Randich, S., & Bedin, L. R. 2008, *A&A*, 489, 677
- Pejcha, O., & Prieto, J. L. 2015, *ApJ*, 806, 225
- Piatti, A. E., Claria, J. J., & Abadi, M. G. 1995, *AJ*, 110, 2813
- Piatti, A. E., Clariá, J. J., Bica, E., Geisler, D., & Minniti, D. 1998, *AJ*, 116, 801
- Randich, S., Gilmore, G., & Gaia-ESO Consortium 2013, *The Messenger*, 154, 47
- Recio-Blanco, A., de Laverny, P., Kordopatis, G., et al. 2014, *A&A*, 567, A5
- Reddy, A. B. S., Lambert, D. L., & Giridhar, S. 2016, *MNRAS*, 463, 4366
- Rolfs, C., Trautvetter, H. P., & Rodney, W. S. 1987, *Reports on Progress in Physics*, 50, 233
- Romano, D., Karakas, A. I., Tosi, M., & Matteucci, F. 2010, *A&A*, 522, A32
- Sacco, G. G., Morbidelli, L., Franciosini, E., et al. 2014, *A&A*, 565, A113
- Schönrich, R., & Binney, J. 2009, *MNRAS*, 399, 1145
- Sellwood, J. A., & Binney, J. J. 2002, *MNRAS*, 336, 785
- Sestito, P., Bragaglia, A., Randich, S., et al. 2008, *A&A*, 488, 943
- Smiljanic, R., Korn, A. J., Bergemann, M., et al. 2014, *A&A*, 570, A122
- Spina, L., Randich, S., Magrini, L., et al. 2017, arXiv:1702.03461

Spite, M., et al. 2005, A&A, 430, 655
 Steffen, M., Prakapavičius, D., Caffau, E., et al. 2015, A&A, 583, A57
 Stonkutė, E., Koposov, S. E., Howes, L. M., et al. 2016, MNRAS, 460, 1131
 Sung, H., Bessell, M. S., Lee, B.-W., & Lee, S.-G. 2002, AJ, 123, 290
 Tang, B., Geisler, D., Friel, E., et al. 2017, arXiv:1702.01109
 Tautvaišienė, G., Drazdauskas, A., Mikolaitis, Š., et al. 2015, A&A, 573, AA55
 Thielemann, F. K., & Arnett, W. D. 1985, ApJ, 295, 604
 Woosley, S. E., & Weaver, T. A. 1995, ApJS, 101, 181
 Woosley, S. E., Kerstein, A. R., Sankaran, V., Aspden, A. J., Roumlpke, F. K. 2009, ApJ, 704, 255
 Yong, D., Carney, B. W., & Teixeira de Almeida, M. L. 2005, AJ, 130, 597
 Yong, D., Carney, B. W., Teixeira de Almeida, M. L., & Pohl, B. L. 2006, AJ, 131, 2256
 Yong, D., Carney, B. W., & Friel, E. D. 2012, AJ, 144, 93
 Yong, D., Casagrande, L., Venn, K. A., et al. 2016, MNRAS, 459, 487

²⁹ Astrophysics Research Institute, Liverpool John Moores University, 146 Brownlow Hill, Liverpool L3 5RF, UK
³⁰ Departamento de Ciencias Físicas, Universidad Andres Bello, República 220, Santiago, Chile

Appendix A: Stellar parameters and abundances of individual stars

In the Appendix A we present the stellar parameters, distances, ages, heights, radial velocities, and abundances used in the present work. In Table A.1 we present the stellar parameters and radial velocities of the selected member stars in open clusters, while in Table A.2 their elemental abundances. In Table A.3 we show the stellar parameters, ages, distances, and heights on the Galactic plane of the solar neighbourhood sample of field stars and of the inner disc stars. In Table A.4 we present their elemental abundances in the $12 + \log(X/H)$ form. The complete database for DR4 is available online in the ESO portal.

¹ INAF - Osservatorio Astrofisico di Arcetri, Largo E. Fermi, 5, I-50125 Firenze, Italy e-mail: laura@arcetri.astro.it

² Leibniz-Institut für Astrophysik Potsdam (AIP), An der Sternwarte 16, D-14482 Potsdam, Germany

³ Institut d'Astrophysique de Paris, 75014 Paris, France, and the Université Pierre et Marie Curie, Paris, France

⁴ INAF, Osservatorio Astronomico di Bologna, Via Ranzani 1, I-40127 Bologna, Italy

⁵ INAF, Istituto di Astrofisica e Planetologia Spaziali, Via Fosso del Cavaliere 100, I-00133 Roma, Italy

⁶ INAF, Osservatorio Astronomico di Roma, Via Frascati 33, I-00078 Roma, Italy

⁷ Paris-Meudon Observatory, 61 Avenue de l'Observatoire, F-75014 PARIS, France

⁸ ASI Science Data Center, via del Politecnico snc, 00133 Roma, Italy

⁹ Department of Astronomy, Indiana University, Bloomington, IN, USA

¹⁰ Institute of Theoretical Physics and Astronomy, Vilnius University, Saulėtekio al. 3, LT-10222 Vilnius, Lithuania

¹¹ Universidade de Sao Paulo, IAG Departamento de Astronomia, Rua do Matao 1226, 05509-900, Sao Paulo, Brasil

¹² Dipartimento di Fisica e Astronomia, Università di Padova, vicolo Osservatorio 3, 35122, Padova, Italy

¹³ Centro de Astrobiología (INTA-CSIC), Departamento de Astrofísica, PO Box 78, E-28691, Villanueva de la Cañada, Madrid, Spain

¹⁴ Suffolk University, Madrid Campus, C/ Valle de la Viña 3, 28003, Madrid, Spain

¹⁵ Departamento de Astronomia, Casilla, 160-C, Universidad de Concepcion, Concepcion, Chile

¹⁶ Instituto de Astrofísica e Ciências do espaço -CAUP, Universidade do Porto, Rua das Estrelas, P-4150-762 Porto, Portugal

¹⁷ Millennium Institute of Astrophysics, Santiago, Chile

¹⁸ Pontificia Universidad Católica de Chile, Av. Vicuña Mackenna 4860, 782-0436 Macul, Santiago, Chile

¹⁹ Institute of Astronomy, Madingley Road, University of Cambridge, CB3 0HA, UK

²⁰ Núcleo de Astronomía, Facultad de Ingeniería, Universidad Diego Portales, Av. Ejército 441, Santiago, Chile

²¹ Lund Observatory, Department of Astronomy and Theoretical Physics, Box 43, SE-221 00 Lund, Sweden

²² Instituto de Astrofísica de Andalucía (IAA-CSIC), Glorieta de la Astronomía, E-18008 Granada, Spain

²³ INAF - Osservatorio Astronomico di Palermo, Piazza del Parlamento 1, 90134, Palermo, Italy

²⁴ Dipartimento di Fisica e Astronomia, Sezione Astrofisica, Università di Catania, via S. Sofia 78, 95123, Catania, Italy

²⁵ Nicolaus Copernicus Astronomical Center, Polish Academy of Sciences, ul. Bartycka 18, 00-716, Warsaw, Poland

²⁶ Facultad de Ciencias, Instituto de Física y Astronomía, Universidad de Valparaíso, Av. Gran Bretaña 1111, 5030 Casilla, Valparaíso, Chile

²⁷ Max Planck Institut für Astronomie, Königstuhl 17, D-69117 Heidelberg, Germany

²⁸ ESO, Alonso de Cordova 3107, 19001, Santiago de Chile, Chile

Table A.1. Stellar parameters and radial velocities of selected member stars in open clusters.

Cluster	CNAME	T_{eff} (K)	$\log g$	[Fe/H] (dex)	ξ (km s^{-1})	V_{rad} (km s^{-1})
Br25	06411039-1628006	5020±120	2.51±0.23	-0.28±0.10	1.81±0.27	135.1
Br25	06411363-1629172	4620±140	2.34±0.25	-0.28±0.11	1.49±0.17	135.3
Br25	06411368-1629164	4710±120	2.55±0.25	-0.20±0.11	1.57±0.05	135.3
Br25	06411660-1628161	4560±140	2.33±0.24	-0.29±0.11	1.56±0.02	137.1
Br25	06411680-1630203	4800±140	2.73±0.26	-0.20±0.10	1.50±0.23	135.7
Br25	06412040-1628236	4600±140	2.33±0.27	-0.25±0.13	1.27±0.08	136.3
Br44	19170732+1930555	5000±230	3.13±0.55	0.11±0.14	1.54±0.07	-7.7
Br44	19170911+1933256	4940±180	3.06±0.44	0.20±0.12	1.60±0.12	-9.1
Br44	19171388+1933333	4996±180	2.79±0.46	0.22±0.13	1.76±0.17	-9.1
Br44	19172208+1933254	4880±220	2.76±0.55	0.15±0.13	1.44±0.16	-8.7
Br81	19013537-0028186	5170±140	3.30±0.29	0.27±0.13	1.69±0.14	47.5
Br81	19013631-0027447	4990±140	2.79±0.29	0.25±0.11	1.63±0.12	47.6
Br81	19013651-0027021	4910±130	3.14±0.24	0.22±0.12	1.62±0.13	48.9
Br81	19013910-0027114	5010±120	2.96±0.23	0.12±0.10	1.49±0.19	48.8
Br81	19013997-0028213	4970±150	3.27±0.26	0.32±0.10	1.21±0.20	48.6
Br81	19014004-0028129	4940±130	2.77±0.24	0.26±0.10	1.39±0.14	48.7
Br81	19014127-0026444	4870±130	2.98±0.25	0.23±0.10	1.38±0.05	47.2
Br81	19014194-0028172	4950±130	2.91±0.27	0.20±0.10	1.61±0.12	48.4
Br81	19014228-0027388	4920±130	2.83±0.24	0.22±0.10	1.49±0.19	48.6
Br81	19014498-0027496	4740±120	2.66±0.23	0.09±0.10	1.51±0.12	48.3
Br81	19014525-0023580	4970±120	2.81±0.23	0.15±0.10	1.51±0.18	49.4
Br81	19014769-0025108	4780±120	2.59±0.23	0.20±0.10	1.58±0.09	48.0
Br81	19015261-0025318	4950±130	2.91±0.25	0.23±0.12	1.58±0.10	48.6
NGC2243	06290541-3117025	4930±110	2.51±0.21	-0.36±0.09	1.49±0.05	60.4
NGC2243	06290934-3110325	4870±110	2.69±0.22	-0.38±0.10	1.27±0.01	61.3
NGC2243	06291101-3120394	4840±110	2.40±0.22	-0.38±0.09	1.46±0.04	60.7
NGC2243	06292300-3117299	5010±110	2.55±0.22	-0.43±0.10	1.43±0.05	59.8
NGC2243	06292562-3115261	6010±140	3.57±0.25	-0.40±0.11	1.48±0.11	58.6
NGC2243	06292841-3117174	4200±110	1.38±0.22	-0.48±0.10	1.63±0.04	59.2
NGC2243	06292939-3115459	4990±120	2.53±0.22	-0.38±0.10	1.36±0.03	59.7
NGC2243	06293009-3116587	4680±110	2.13±0.23	-0.41±0.10	1.47±0.01	60.3
NGC2243	06293240-3117294	4970±120	2.50±0.22	-0.37±0.10	1.49±0.04	59.1
NGC2243	06293518-3117239	4930±110	2.79±0.21	-0.36±0.10	1.29±0.02	61.2
NGC2243	06293525-3115470	5030±110	3.10±0.22	-0.34±0.10	1.33±0.07	60.2
NGC2243	06294022-3114504	5590±120	3.62±0.23	-0.28±0.10	1.26±0.16	60.1
NGC2243	06294149-3114360	4740±110	2.43±0.22	-0.38±0.10	1.34±0.04	60.1
NGC2243	06294582-3115381	4950±120	2.48±0.22	-0.38±0.10	1.38±0.03	60.8
NGC2243	06294621-3116016	5210±110	2.89±0.22	-0.28±0.11	1.31±0.04	60.3
NGC2243	06295099-3114428	4950±120	2.91±0.24	-0.36±0.09	1.38±0.10	59.4
NGC2516	07541167-6048001	5520±130	4.32±0.24	-0.11±0.11	1.92±0.23	23.8
NGC2516	07541553-6058079	5510±130	4.54±0.27	0.01±0.12	1.43±0.01	24.4
NGC2516	07544342-6024437	5550±110	4.57±0.23	0.01±0.10	1.24±0.14	25.1
NGC2516	07550592-6104294	5810±130	4.55±0.24	-0.10±0.10	1.39±0.20	23.1
NGC2516	07553236-6023094	5800±200	4.48±0.45	0.02±0.12	1.35±0.15	24.8
NGC2516	07564410-6034523	5610±120	4.40±0.24	-0.06±0.10	1.31±0.14	24.3
NGC2516	07573608-6048128	5600±110	4.52±0.24	-0.02±0.09	1.43±0.19	23.2
NGC2516	07574792-6056131	5560±120	4.53±0.22	0.00±0.09	1.21±0.09	25.4
NGC2516	07575215-6100318	5300±120	4.49±0.24	-0.09±0.10	1.40±0.12	24.4
NGC2516	07583485-6103121	6040±130	4.68±0.22	-0.08±0.10	1.41±0.13	23.5
NGC2516	07584257-6040199	5590±120	4.43±0.25	-0.10±0.11	1.49±0.18	25.3
NGC2516	08000944-6033355	5900±120	4.52±0.23	-0.05±0.09	1.39±0.27	23.8
NGC2516	08013658-6059021	5620±120	4.39±0.23	-0.12±0.10	1.49±0.18	24.2
NGC4815	12575511-6458483	4920±120	2.48±0.23	0.00±0.09	1.61±0.21	-29.3
NGC4815	12575529-6456536	5030±110	2.63±0.23	-0.02±0.09	1.03±0.07	-29.5
NGC4815	12580262-6456492	4930±110	2.50±0.22	0.04±0.10	1.84±0.13	-29.2
NGC6005	15552962-5724408	4970±120	3.05±0.22	0.16±0.09	1.40±0.05	-24.9
NGC6005	15553687-5729569	4920±120	2.99±0.21	0.15±0.09	1.34±0.04	-23.4
NGC6005	15554015-5726002	4870±120	2.67±0.23	0.17±0.10	1.55±0.07	-24.8
NGC6005	15554127-5726574	4910±120	2.80±0.22	0.15±0.10	1.41±0.08	-26.3
NGC6005	15554167-5725533	4910±120	2.79±0.23	0.16±0.10	1.41±0.04	-23.7
NGC6005	15555612-5726539	4940±110	2.99±0.23	0.15±0.09	1.40±0.06	-23.7
NGC6005	15560208-5727418	4940±120	2.92±0.23	0.18±0.09	1.40±0.03	-24.7
NGC6633	18263404+0637467	5720±115	4.37±0.22	-0.09±0.09	1.13±0.12	-28.9
NGC6633	18263966+0629501	5580±110	4.36±0.23	-0.08±0.09	1.17±0.06	-27.8
NGC6633	18270752+0627556	5740±110	4.42±0.23	-0.06±0.09	1.14±0.09	-27.6
NGC6633	18274267+0639082	6150±120	3.84±0.24	0.04±0.10	1.61±0.11	-27.1
NGC6633	18274725+0640462	5230±110	4.44±0.23	-0.06±0.10	1.09±0.08	-28.3
NGC6633	18280018+0654514	5050±110	2.80±0.23	0.02±0.09	1.40±0.05	-28.7
NGC6633	18280866+0638090	5120±120	4.52±0.23	-0.10±0.11	1.09±0.05	-27.0
NGC6633	18283246+0644404	5900±120	4.34±0.22	0.00±0.09	1.27±0.09	-27.3
NGC6705	18502831-0615122	4560±120	1.83±0.23	0.17±0.11	1.72±0.16	34.5

Table A.1. continued.

Cluster	CNAME	T _{eff} (K)	log g	[Fe/H] (dex)	ξ (km s ⁻¹)	Vrad (km s ⁻¹)
NGC6705	18504563-0612038	4670±130	2.09±0.23	0.06±0.10	1.66±0.26	35.0
NGC6705	18505494-0616182	4670±120	2.22±0.23	0.07±0.10	1.48±0.15	35.8
NGC6705	18505581-0618148	4470±130	1.89±0.23	0.16±0.11	1.59±0.15	36.1
NGC6705	18510289-0615301	4730±120	2.27±0.22	0.03±0.09	1.49±0.17	34.0
NGC6705	18510399-0620414	4630±110	2.08±0.23	0.10±0.10	1.66±0.15	34.0
NGC6705	18510662-0612442	4750±120	2.17±0.23	0.13±0.10	1.69±0.22	33.2
NGC6705	18510786-0617119	4750±130	2.29±0.25	0.14±0.11	1.74±0.20	34.7
NGC6705	18510833-0616532	4830±130	2.17±0.31	0.17±0.10	1.77±0.08	34.2
NGC6705	18511116-0614340	4310±130	1.64±0.23	0.04±0.10	1.72±0.19	33.4
NGC6705	18511534-0618359	4780±130	2.25±0.23	0.18±0.11	1.77±0.25	34.6
NGC6705	18511571-0618146	4640±120	2.10±0.23	0.13±0.10	1.80±0.19	36.0
NGC6705	18512662-0614537	4330±120	1.80±0.23	0.08±0.10	1.57±0.14	34.8
NGC6705	18514034-0617128	4670±120	1.98±0.23	0.06±0.09	1.65±0.22	33.3
NGC6705	18514130-0620125	4640±120	2.10±0.22	0.12±0.10	1.62±0.09	34.3
NGC6802	19303058+2013163	5090±110	2.81±0.22	0.11±0.10	1.55±0.22	11.6
NGC6802	19303085+2016274	5030±160	2.80±0.33	0.08±0.12	1.58±0.05	12.3
NGC6802	19303184+2014459	5050±120	2.92±0.23	0.13±0.10	1.61±0.19	12.0
NGC6802	19303274+2014498	4940±120	2.62±0.23	0.02±0.10	1.59±0.16	12.2
NGC6802	19303309+2015442	4800±120	2.43±0.22	0.08±0.10	1.66±0.08	11.4
NGC6802	19303611+2016329	4960±120	2.61±0.23	0.10±0.10	1.59±0.08	12.5
NGC6802	19303884+2014005	5060±120	2.84±0.25	0.12±0.10	1.54±0.11	13.5
NGC6802	19304170+2015224	5180±120	3.13±0.23	0.09±0.10	1.48±0.04	11.5
Pis18	13365597-6205130	4920±120	2.55±0.23	0.09±0.09	1.69±0.09	-28.1
Pis18	13370523-6206433	4950±120	2.66±0.22	0.10±0.10	1.51±0.08	-27.7
Pis18	13371182-6206030	4900±120	2.51±0.22	0.11±0.10	1.72±0.07	-28.3
Tr20	12383597-6045242	5000±120	2.97±0.23	0.14±0.09	1.51±0.08	-40.2
Tr20	12385807-6030286	4550±130	2.18±0.29	0.09±0.11	1.45±0.06	-40.8
Tr20	12390478-6041475	5000±120	2.95±0.22	0.18±0.09	1.47±0.07	-40.1
Tr20	12390709-6038056	5030±120	3.14±0.23	0.10±0.10	1.27±0.04	-39.8
Tr20	12391002-6038402	4470±120	2.14±0.22	0.01±0.10	1.56±0.17	-40.2
Tr20	12391113-6036528	4970±110	2.93±0.22	0.18±0.10	1.39±0.11	-41.1
Tr20	12391200-6036322	4940±110	2.83±0.22	0.15±0.10	1.33±0.05	-40.9
Tr20	12392636-6040217	4950±120	2.86±0.22	0.08±0.10	1.46±0.23	-40.9
Tr20	12392698-6036053	4830±120	2.76±0.24	0.11±0.10	1.39±0.10	-39.3
Tr20	12393740-6032568	5030±120	3.00±0.22	0.14±0.10	1.40±0.10	-40.6
Tr20	12393781-6039051	4930±130	2.79±0.22	0.12±0.11	1.44±0.14	-39.1
Tr20	12394307-6039193	4880±120	2.76±0.23	0.12±0.09	1.34±0.05	-40.2
Tr20	12394385-6033165	5000±110	2.87±0.23	0.09±0.10	1.58±0.06	-40.1
Tr20	12394418-6034410	4960±120	2.81±0.23	0.15±0.10	1.47±0.13	-39.6
Tr20	12394514-6038258	4930±120	2.85±0.23	0.12±0.10	1.35±0.05	-40.7
Tr20	12394596-6038389	4890±120	2.75±0.24	0.10±0.11	1.42±0.06	-39.0
Tr20	12394688-6033540	4960±120	2.90±0.23	0.14±0.09	1.37±0.06	-40.2
Tr20	12394897-6033282	4950±110	2.81±0.22	0.10±0.09	1.50±0.09	-38.8
Tr20	12395554-6037268	4900±110	2.79±0.22	0.13±0.10	1.38±0.05	-39.8
Tr20	12395711-6039335	4960±120	2.83±0.23	0.14±0.09	1.44±0.06	-40.6
Tr20	12395973-6035072	4880±110	2.75±0.22	0.10±0.10	1.41±0.06	-41.1
Tr20	12400109-6031395	4890±120	2.85±0.22	0.13±0.10	1.39±0.04	-40.1
Tr20	12400116-6035218	4890±120	2.76±0.22	0.10±0.10	1.37±0.05	-39.3
Tr20	12400259-6039545	4520±110	2.20±0.22	0.03±0.09	1.47±0.15	-39.6
Tr20	12400754-6035445	4430±110	2.10±0.23	0.06±0.10	1.52±0.05	-39.5
Tr20	12402227-6037419	4940±120	2.77±0.23	0.12±0.10	1.50±0.10	-40.6
Tr20	12402478-6043103	4590±120	2.28±0.22	0.03±0.11	1.48±0.10	-39.1
Tr23	16003885-5334507	4510±130	2.42±0.23	0.08±0.10	1.49±0.29	-61.2
Tr23	16003935-5332367	4800±120	2.57±0.23	0.14±0.10	1.47±0.13	-60.9
Tr23	16004025-5329439	4910±120	2.77±0.23	0.10±0.10	1.51±0.14	-56.5
Tr23	16004312-5330509	4910±120	2.86±0.23	0.11±0.10	1.60±0.24	-61.8
Tr23	16005168-5332013	4880±120	2.60±0.23	0.17±0.10	1.71±0.16	-62.8
Tr23	16005220-5333362	4920±120	2.63±0.22	0.18±0.10	1.63±0.13	-62.4
Tr23	16005798-5331476	4860±120	2.69±0.23	0.13±0.10	1.45±0.07	-59.9
Tr23	16010025-5333101	4880±120	2.79±0.22	0.10±0.10	1.53±0.25	-60.2
Tr23	16010433-5332336	4780±120	2.48±0.24	0.17±0.10	1.68±0.18	-60.5
Tr23	16010639-5331056	4850±120	2.74±0.24	0.14±0.11	1.76±0.17	-61.9
Tr23	16010770-5329374	4830±110	2.63±0.23	0.16±0.09	1.47±0.12	-61.5

Table A.2. Abundances in open cluster member stars.

Cluster	CNAME	O/H	Mg/H	Si/H	Ca/H	Ti/H	Sc/H	V/H	Cr/H	Ni/H
Br25	06411039-1628006	8.38±0.33	7.41±0.12	7.16±0.07	5.97±0.09	4.64±0.08	2.94±0.07	3.67±0.09	5.28±0.12	5.86±0.11
Br25	06411363-1629172	8.96±0.12	7.44±0.12	7.25±0.09	6.05±0.08	4.66±0.10	3.05±0.08	3.60±0.10	5.27±0.13	5.93±0.13
Br25	06411368-1629164	8.90±0.12	7.46±0.12	7.25±0.07	6.04±0.08	4.72±0.09	3.05±0.08	3.76±0.08	5.31±0.11	5.98±0.10
Br25	06411660-1628161	8.74±0.12	7.29±0.12	7.28±0.08	5.87±0.09	4.51±0.08	3.00±0.08	3.52±0.09	5.17±0.11	5.80±0.13

Table A.2. continued.

Cluster	CNAME	O/H	Mg/H	Si/H	Ca/H	Ti/H	Sc/H	V/H	Cr/H	Ni/H
Br25	06411680-1630203	8.87±0.12	7.40±0.12	7.26±0.07	6.00±0.08	4.69±0.08	3.03±0.07	3.70±0.09	5.26±0.11	5.96±0.11
Br25	06412040-1628236	8.94±0.12	7.75±0.12	7.37±0.10	6.19±0.08	4.80±0.10	3.19±0.08	3.73±0.10	5.41±0.12	6.07±0.15
Br44	19170732+1930555	8.84±0.12	7.82±0.12	7.61±0.07	6.29±0.09	5.07±0.09	3.32±0.07	4.19±0.08	5.92±0.14	6.39±0.12
Br44	19170911+1933256		7.91±0.12	7.73±0.07	6.46±0.09	5.13±0.08	3.34±0.10	4.24±0.09	5.97±0.16	6.44±0.12
Br44	19171388+1933333		7.93±0.12	7.75±0.09	6.52±0.09	5.18±0.09	3.34±0.10	4.32±0.08	6.07±0.17	6.48±0.13
Br44	19172208+1933254		7.83±0.12	7.67±0.07	6.49±0.08	5.05±0.08	3.21±0.07	4.17±0.09	5.97±0.12	6.45±0.10
Br81	19013537-0028186	8.92±0.33	7.92±0.12	7.70±0.07	6.66±0.08	5.37±0.08	3.40±0.07	4.54±0.08	6.07±0.13	6.68±0.11
Br81	19013631-0027447	9.04±0.12	7.92±0.12	7.66±0.07	6.60±0.08	5.22±0.08	3.41±0.07	4.39±0.09	5.92±0.11	6.55±0.09
Br81	19013651-0027021	9.23±0.12	7.78±0.12	7.76±0.07	6.48±0.08	5.10±0.09	3.43±0.06	4.25±0.08	5.82±0.11	6.53±0.10
Br81	19013910-0027114	8.95±0.11	7.82±0.12	7.52±0.07	6.50±0.08	5.05±0.09	3.32±0.07	4.27±0.09	5.87±0.12	6.39±0.10
Br81	19013997-0028213	8.99±0.33	7.87±0.12	7.81±0.07	6.65±0.09	5.25±0.09	3.56±0.07	4.42±0.09	5.90±0.12	6.80±0.11
Br81	19014004-0028129	9.08±0.11	7.89±0.12	7.62±0.07	6.54±0.09	5.17±0.08	3.43±0.08	4.29±0.09	5.84±0.12	6.49±0.11
Br81	19014127-0026444	8.95±0.33	7.86±0.12	7.73±0.07	6.53±0.07	5.09±0.08	3.35±0.06	4.17±0.09	5.82±0.11	6.61±0.11
Br81	19014194-0028172	8.87±0.33	7.92±0.12	7.64±0.07	6.52±0.08	5.12±0.08	3.40±0.08	4.24±0.09	5.88±0.11	6.54±0.10
Br81	19014228-0027388	8.77±0.33	7.93±0.12	7.61±0.07	6.55±0.09	5.10±0.08	3.39±0.06	4.26±0.09	5.84±0.13	6.59±0.11
Br81	19014498-0027496	8.92±0.12	7.77±0.12	7.43±0.07	6.40±0.08	5.07±0.08	3.21±0.07	4.19±0.08	5.75±0.11	6.43±0.09
Br81	19014525-0023580	8.86±0.12	7.83±0.12	7.52±0.07	6.49±0.09	5.07±0.09	3.21±0.07	4.23±0.08	5.82±0.12	6.41±0.12
Br81	19014769-0025108	8.97±0.11	7.88±0.12	7.62±0.07	6.43±0.09	4.99±0.09	3.29±0.07	4.16±0.08	5.77±0.11	6.47±0.09
Br81	19015261-0025318	9.07±0.12	7.82±0.12	7.62±0.07	6.47±0.08	5.03±0.09	3.35±0.07	4.19±0.09	5.82±0.12	6.40±0.10
NGC2243	06290541-3117025	8.61±0.11	7.29±0.12	7.11±0.07	5.94±0.08	4.52±0.08	2.92±0.07	3.51±0.09	5.06±0.12	5.81±0.10
NGC2243	06290934-3110325	8.55±0.11	7.26±0.12	7.13±0.07	5.94±0.08	4.54±0.08	2.90±0.07	3.52±0.09	5.13±0.11	5.79±0.10
NGC2243	06291101-3120394	8.51±0.11	7.26±0.12	7.15±0.07	5.93±0.08	4.51±0.08	2.89±0.07	3.50±0.09	5.08±0.11	5.83±0.10
NGC2243	06292300-3117299	8.44±0.08	7.24±0.08	7.09±0.05	5.88±0.06	4.44±0.06	2.79±0.05	3.43±0.07	5.03±0.07	5.72±0.07
NGC2243	06292562-3115261	7.27±0.46	7.25±0.12	6.93±0.07	5.95±0.09	4.75±0.12	2.78±0.08	4.02±0.12	5.32±0.14	5.82±0.12
NGC2243	06292841-3117174	8.49±0.12	7.20±0.12	7.08±0.07	5.81±0.09	4.53±0.07	2.77±0.07	3.55±0.08	5.10±0.10	5.77±0.10
NGC2243	06292939-3115459	8.46±0.08	7.21±0.08	7.07±0.05	5.91±0.06	4.45±0.05	2.83±0.05	3.44±0.09	5.08±0.08	5.73±0.07
NGC2243	06293009-3116587	8.52±0.11	7.28±0.12	7.08±0.07	5.92±0.08	4.51±0.08	2.87±0.07	3.50±0.09	5.11±0.12	5.80±0.10
NGC2243	06293240-3117294	8.46±0.11	7.28±0.12	7.08±0.07	5.88±0.08	4.43±0.08	2.81±0.07	3.40±0.09	5.03±0.11	5.73±0.11
NGC2243	06293518-3117239	8.45±0.11	7.26±0.12	7.08±0.07	5.95±0.08	4.56±0.08	2.92±0.07	3.56±0.09	5.16±0.12	5.81±0.10
NGC2243	06293525-3115470	8.52±0.11	7.33±0.12	7.15±0.07	5.90±0.08	4.55±0.08	2.99±0.07	3.53±0.09	5.15±0.11	5.82±0.10
NGC2243	06294022-3114504	8.06±0.16	7.31±0.12	7.03±0.07	5.91±0.08	4.65±0.10	2.90±0.07	3.74±0.10	5.39±0.13	5.84±0.11
NGC2243	06294149-3114360	8.50±0.08	7.34±0.08	7.08±0.05	5.93±0.06	4.50±0.06	2.83±0.05	3.51±0.06	5.09±0.08	5.80±0.07
NGC2243	06294582-3115381	8.45±0.08	7.30±0.08	7.11±0.05	5.91±0.06	4.47±0.08	2.85±0.05	3.44±0.06	5.06±0.07	5.76±0.10
NGC2243	06294621-3116016	8.47±0.08	7.31±0.08	7.14±0.05	5.94±0.06	4.50±0.06	2.85±0.05	3.42±0.06	5.16±0.08	5.76±0.07
NGC2243	06295099-3114428	8.47±0.12	7.28±0.12	7.12±0.07	5.89±0.08	4.52±0.08	2.90±0.07	3.50±0.09	5.16±0.12	5.83±0.10
NGC2516	07541167-6048001	8.71±0.12	7.62±0.12	7.36±0.07	6.29±0.09	4.91±0.09	3.02±0.07	4.00±0.10	5.61±0.13	6.00±0.10
NGC2516	07541553-6058079	8.71±0.12	7.70±0.12	7.47±0.07	6.31±0.08	5.06±0.09	3.10±0.08	4.03±0.09	5.66±0.11	6.14±0.10
NGC2516	07544342-6024437	8.75±0.12	7.63±0.12	7.44±0.06	6.32±0.08	5.06±0.10	3.49±0.07	4.05±0.09	5.65±0.12	6.21±0.11
NGC2516	07550592-6104294	8.63±0.12	7.54±0.12	7.33±0.07	6.27±0.09	4.96±0.11	3.07±0.08	3.98±0.10	5.60±0.12	6.10±0.10
NGC2516	07553236-6023094	8.75±0.12	7.72±0.12	7.34±0.07	6.35±0.09	5.04±0.09	3.22±0.08	4.01±0.10	5.76±0.13	6.21±0.10
NGC2516	07564410-6034523	9.03±0.23	7.62±0.12	7.28±0.07	6.26±0.08	4.87±0.10	3.03±0.08	3.92±0.10	5.59±0.12	6.13±0.10
NGC2516	07573608-6048128	8.64±0.15	7.67±0.12	7.41±0.07	6.34±0.08	4.93±0.09	3.13±0.07	3.99±0.10	5.81±0.11	6.14±0.11
NGC2516	07574792-6056131		7.67±0.12	7.43±0.07	6.32±0.08	4.99±0.09	3.10±0.07	3.93±0.10	5.63±0.09	6.12±0.08
NGC2516	07575215-6100318		7.70±0.12	7.35±0.07	6.22±0.08	4.96±0.09	3.00±0.07	3.93±0.10	5.55±0.09	6.10±0.09
NGC2516	07583485-6058079	8.85±0.19	7.61±0.12	7.33±0.07	6.36±0.08	5.05±0.11	3.13±0.08	4.05±0.11	5.73±0.12	6.19±0.10
NGC2516	07584257-6040199	8.79±0.25	7.60±0.12	7.18±0.07	6.24±0.09	4.85±0.09	3.00±0.08	3.85±0.10	5.58±0.12	6.09±0.10
NGC2516	08000944-6033355	9.08±0.12	7.55±0.12	7.25±0.07	6.25±0.09	4.87±0.09	2.97±0.08	4.02±0.10	5.50±0.12	6.13±0.11
NGC2516	08013658-6059021	8.41±0.12	7.32±0.12	7.27±0.07	6.19±0.09	4.78±0.09	2.96±0.08	3.84±0.11	5.56±0.12	6.05±0.10
NGC4815	12575511-6458483	8.73±0.11	7.65±0.12	7.31±0.07	6.39±0.08	4.86±0.08	3.14±0.07	3.86±0.09	5.50±0.11	6.29±0.10
NGC4815	12575529-6456536	8.62±0.11	7.46±0.12	7.39±0.07	6.34±0.08	4.81±0.08	3.06±0.07	3.87±0.10	5.46±0.11	6.23±0.11
NGC4815	12580262-6456492	8.78±0.11	7.53±0.12	7.50±0.07	6.29±0.08	4.85±0.08	3.07±0.07	3.94±0.09	5.55±0.12	6.17±0.10
NGC6005	15552962-5724408	8.93±0.11	7.82±0.12	7.67±0.07	6.47±0.08	5.03±0.08	3.33±0.07	4.20±0.09	5.78±0.10	6.40±0.11
NGC6005	15553687-5729569	8.82±0.12	7.85±0.12	7.64±0.07	6.45±0.09	5.06±0.07	3.36±0.06	4.12±0.09	5.76±0.11	6.40±0.10
NGC6005	15554015-5726002	8.83±0.11	7.84±0.12	7.66±0.07	6.46±0.08	5.02±0.08	3.29±0.07	4.17±0.09	5.78±0.10	6.38±0.10
NGC6005	15554127-5726574	8.82±0.11	7.80±0.12	7.58±0.07	6.38±0.08	4.96±0.08	3.27±0.07	4.11±0.09	5.66±0.12	6.33±0.10
NGC6005	15554167-5725533	8.85±0.11	7.80±0.12	7.62±0.07	6.48±0.08	5.00±0.08	3.26±0.07	4.12±0.09	5.71±0.11	6.39±0.10
NGC6005	15555612-5726539	8.88±0.11	7.80±0.12	7.60±0.07	6.46±0.08	4.98±0.08	3.29±0.07	4.13±0.09	5.72±0.11	6.35±0.10
NGC6005	15560208-5727418	8.87±0.11	7.86±0.12	7.64±0.07	6.43±0.08	5.02±0.08	3.27±0.07	4.16±0.09	5.75±0.13	6.39±0.10
NGC6633	18263404+0637467	9.07±0.12	7.38±0.12	7.36±0.07	6.30±0.08	4.86±0.09	2.99±0.07	3.92±0.09	5.54±0.11	6.04±0.10
NGC6633	18263966+0629501	8.62±0.11	7.56±0.12	7.36±0.07	6.36±0.08	4.91±0.08	3.03±0.07	3.98±0.09	5.61±0.11	6.05±0.10
NGC6633	18270752+0627556	8.61±0.12	7.58±0.12	7.37±0.07	6.28±0.08	4.85±0.09	3.03±0.07	3.89±0.10	5.55±0.12	6.09±0.10
NGC6633	18274267+0639082	8.76±0.12	7.73±0.12	7.38±0.07	6.37±0.09	4.91±0.10	3.23±0.07	4.02±0.13	5.66±0.11	6.25±0.11
NGC6633	18274725+0640462	8.86±0.12	7.58±0.12	7.42±0.07	6.31±0.10	4.87±0.07	3.05±0.07	3.94±0.09	5.64±0.11	6.12±0.10
NGC6633	18280018+0654514	8.68±0.11	7.66±0.12	7.44±0.07	6.28±0.08	4.81±0.08	3.13±0.07	3.82±0.09	5.51±0.12	6.11±0.10
NGC6633	18280866+0638090	8.49±0.12	7.52±0.12	7.31±0.07	6.23±0.09	4.84±0.08	3.03±0.08	3.91±0.09	5.53±0.12	6.10±0.11
NGC6633	18283246+0644404	8.99±0.12	7.61±0.12	7.37±0.07	6.36±0.09	4.87±0.09	3.07±0.07	3.87±0.09	5.66±0.12	6.08±0.10
NGC6705	18502831-0615122	8.78±0.11	7.85±0.13	7.61±0.07	6.37±0.08	4.92±0.08	3.18±0.07	4.00±0.09	5.64±0.10	6.38±0.12
NGC6705	18504563-0612038	8.75±0.11	7.87±0.12	7.57±0.07	6.37±0.09	4.95±0.08	3.13±0.08	4.06±0.08	5.62±0.10	6.29±0.10
NGC6705	18505494-0616182	8.75±0.11	7.85±0.12	7.57±0.07	6.37±0.09	4.98±0.08	3.20±0.07	4.10±0.08	5.65±0.11	6.33±0.09
NGC6705	18505581-0618148	8.80±0.12	7.91±0.13	7.68±0.07	6.39±0.08	5.02±0.08	3.21±0.07	4.09±0.08	5.72±0.11	6.41±0.10
NGC6705	18510289-0615301	8.70±0.11	7.77±0.12	7.43±0.07	6.37±0.09	4.91±0.08	3.15±0.07	4.05±0.08	5.65±0.10	6.28±0.10
NGC6705	18510399-0620414	8.76±0.11	7.81±0.12	7.60±0.07	6.35±0.09	4.86±0.08	3.16±0.07	3.97±0.09	5.59±0.11	6.34±0.10
NGC6705	18510662-0612442	8.82±0.11	7.88±0.12	7.59±0.07	6.38±0.09	5.01±0.08	3.28±0.08	4.11±0.09	5.68±0.10	6.36±0.10
NGC6705	18510786-0617119	8.75±0.11	7.96±0.12	7.63±0.07	6.31±0.09	4.93±0.08	3.28±0.07	4.05±0.09	5.74±0.11	6.37±0.10

Table A.2. continued.

Cluster	CNAME	O/H	Mg/H	Si/H	Ca/H	Ti/H	Sc/H	V/H	Cr/H	Ni/H
NGC6705	18510833-0616532	8.82±0.11	7.85±0.12	7.44±0.07	6.47±0.08	5.06±0.08	3.26±0.08	4.17±0.09	5.68±0.11	6.40±0.11
NGC6705	18511116-0614340	8.68±0.12	7.84±0.13	7.53±0.07	6.26±0.09	4.85±0.08	3.02±0.07	3.89±0.09	5.60±0.11	6.21±0.13
NGC6705	18511534-0618359	8.75±0.12	7.97±0.12	7.65±0.07	6.40±0.09	5.03±0.08	3.24±0.07	4.14±0.09	5.78±0.12	6.45±0.11
NGC6705	18511571-0618146	8.75±0.11	7.81±0.12	7.58±0.07	6.29±0.08	4.85±0.08	3.22±0.07	3.92±0.08	5.56±0.11	6.26±0.10
NGC6705	18512662-0614537	8.68±0.12	7.87±0.13	7.65±0.07	6.27±0.09	4.84±0.07	3.18±0.07	3.78±0.09	5.61±0.11	6.30±0.13
NGC6705	18514034-0617128	8.72±0.11	7.77±0.12	7.53±0.07	6.48±0.08	4.96±0.08	3.15±0.07	4.05±0.08	5.62±0.11	6.33±0.10
NGC6705	18514130-0620125	8.81±0.11	7.82±0.12	7.63±0.07	6.36±0.09	4.89±0.08	3.25±0.07	3.96±0.09	5.66±0.10	6.40±0.11
NGC6802	19303058+2013163	8.33±0.14	7.61±0.12	7.53±0.07	6.36±0.08	4.93±0.08	3.18±0.07	3.99±0.09	5.66±0.12	6.23±0.11
NGC6802	19303085+2016274	8.71±0.12	7.67±0.12	7.53±0.07	6.44±0.08	4.99±0.08	3.25±0.07	4.03±0.09	5.67±0.12	6.30±0.11
NGC6802	19303184+2014459	8.74±0.11	7.72±0.12	7.58±0.07	6.33±0.09	4.92±0.08	3.30±0.07	4.01±0.09	5.62±0.12	6.21±0.10
NGC6802	19303274+2014498	8.55±0.33	7.63±0.12	7.52±0.07	6.33±0.09	4.84±0.08	3.14±0.07	3.93±0.09	5.59±0.12	6.19±0.10
NGC6802	19303309+2015442	8.68±0.12	7.72±0.12	7.55±0.07	6.31±0.08	4.89±0.08	3.12±0.07	3.95±0.09	5.60±0.11	6.24±0.09
NGC6802	19303611+2016329	8.80±0.12	7.73±0.12	7.53±0.07	6.37±0.09	4.91±0.08	3.16±0.07	3.98±0.09	5.63±0.12	6.25±0.10
NGC6802	19303884+2014005	8.78±0.12	7.66±0.12	7.47±0.07	6.33±0.08	4.90±0.08	3.23±0.07	3.99±0.09	5.65±0.11	6.23±0.11
NGC6802	19304170+2015224	8.79±0.12	7.69±0.12	7.52±0.07	6.39±0.08	5.01±0.08	3.33±0.07	4.07±0.10	5.70±0.12	6.27±0.11
Pis18	13365597-6205130	8.74±0.11	7.70±0.12	7.54±0.07	6.33±0.08	4.89±0.08	3.14±0.07	4.00±0.09	5.61±0.11	6.22±0.11
Pis18	13370523-6206433	8.71±0.12	7.68±0.12	7.54±0.07	6.42±0.08	4.99±0.09	3.19±0.07	4.02±0.09	5.67±0.12	6.23±0.11
Pis18	13371182-6206030	8.74±0.11	7.69±0.12	7.55±0.07	6.31±0.09	4.87±0.07	3.21±0.07	3.98±0.09	5.58±0.11	6.21±0.10
Tr20	12383597-6045242		7.75±0.12	7.55±0.07	6.36±0.08	4.96±0.08	3.27±0.07	3.99±0.09	5.71±0.11	6.27±0.10
Tr20	12385807-6030286		7.69±0.12	7.49±0.07	6.38±0.08	4.97±0.08	3.16±0.07	4.06±0.08	5.69±0.10	6.36±0.09
Tr20	12390478-6041475		7.60±0.12	7.56±0.07	6.38±0.08	4.97±0.08	3.24±0.07	4.04±0.09	5.70±0.12	6.29±0.11
Tr20	12390709-6038056		7.69±0.12	7.52±0.07	6.45±0.08	5.00±0.08	3.29±0.07	4.11±0.09	5.75±0.12	6.30±0.11
Tr20	12391002-6038402		7.74±0.12	7.50±0.07	6.17±0.09	4.82±0.08	3.14±0.07	3.92±0.08	5.59±0.13	6.26±0.11
Tr20	12391113-6036528		7.73±0.12	7.59±0.07	6.40±0.08	4.99±0.08	3.22±0.07	4.05±0.10	5.70±0.11	6.31±0.10
Tr20	12391200-6036322		7.74±0.12	7.56±0.07	6.44±0.08	4.98±0.08	3.24±0.07	4.01±0.09	5.66±0.12	6.37±0.10
Tr20	12392636-6040217		7.71±0.12	7.38±0.07	6.40±0.08	4.98±0.08	3.08±0.07	4.03±0.10	5.65±0.12	6.26±0.09
Tr20	12392698-6036053		7.70±0.12	7.57±0.07	6.39±0.08	4.98±0.08	3.23±0.07	4.02±0.09	5.65±0.12	6.29±0.10
Tr20	12393740-6032568		7.73±0.12	7.41±0.07	6.42±0.08	4.99±0.08	3.14±0.07	4.09±0.09	5.73±0.12	6.36±0.10
Tr20	12393781-6039051		7.75±0.12	7.63±0.07	6.37±0.08	4.99±0.09	3.08±0.07	3.99±0.10	5.68±0.12	6.28±0.10
Tr20	12394307-6039193		7.67±0.12	7.56±0.07	6.40±0.09	4.98±0.08	3.26±0.07	4.05±0.09	5.75±0.11	6.39±0.10
Tr20	12394385-6033165		7.68±0.12	7.36±0.07	6.37±0.08	4.95±0.08	3.15±0.07	4.03±0.09	5.65±0.10	6.29±0.09
Tr20	12394418-6034410		7.73±0.12	7.57±0.07	6.44±0.08	5.00±0.08	3.23±0.07	4.06±0.09	5.73±0.11	6.28±0.10
Tr20	12394514-6038258		7.73±0.12	7.59±0.07	6.39±0.09	5.01±0.08	3.21±0.07	4.04±0.09	5.73±0.12	6.37±0.10
Tr20	12394596-6038389		7.67±0.12	7.53±0.07	6.38±0.08	4.90±0.08	3.16±0.07	3.97±0.09	5.62±0.12	6.30±0.10
Tr20	12394688-6033540		7.74±0.12	7.58±0.07	6.40±0.08	4.96±0.08	3.24±0.07	4.00±0.10	5.67±0.11	6.33±0.10
Tr20	12394897-6033282		7.67±0.12	7.38±0.07	6.37±0.09	4.96±0.08	3.13±0.07	4.03±0.09	5.68±0.12	6.26±0.11
Tr20	12395554-6037268		7.73±0.12	7.57±0.07	6.42±0.08	4.96±0.08	3.27±0.07	4.06±0.09	5.69±0.12	6.29±0.11
Tr20	12395711-6039335		7.70±0.12	7.60±0.07	6.42±0.08	4.99±0.08	3.22±0.07	4.05±0.09	5.63±0.11	6.31±0.11
Tr20	12395973-6035072		7.69±0.12	7.58±0.07	6.39±0.08	4.96±0.08	3.20±0.07	4.02±0.09	5.68±0.12	6.29±0.11
Tr20	12400109-6031395		7.72±0.12	7.61±0.07	6.40±0.08	4.99±0.08	3.28±0.07	4.08±0.09	5.71±0.12	6.34±0.10
Tr20	12400116-6035218		7.62±0.12	7.54±0.07	6.38±0.08	4.94±0.08	3.23±0.07	4.01±0.09	5.65±0.12	6.28±0.10
Tr20	12400259-6039545		7.76±0.12	7.47±0.07	6.33±0.08	4.93±0.08	3.17±0.08	4.03±0.09	5.64±0.12	6.31±0.10
Tr20	12400754-6035445		7.73±0.12	7.49±0.07	6.32±0.08	4.91±0.08	3.12±0.07	4.07±0.08	5.58±0.11	6.36±0.09
Tr20	12402227-6037419		7.69±0.12	7.32±0.07	6.39±0.08	4.93±0.08	3.18±0.07	4.02±0.09	5.65±0.10	6.31±0.09
Tr20	12402478-6043103		7.66±0.12	7.45±0.07	6.35±0.08	4.91±0.08	3.20±0.07	4.01±0.08	5.61±0.11	6.32±0.10
Tr23	16003885-5334507	8.84±0.12	7.95±0.12	7.63±0.07	6.36±0.09	5.02±0.08	3.33±0.06	4.13±0.09	5.72±0.11	6.47±0.10
Tr23	16003935-5332367	8.91±0.14	7.87±0.12	7.62±0.07	6.43±0.09	4.98±0.08	3.26±0.07	4.10±0.09	5.73±0.13	6.40±0.10
Tr23	16004025-5329439	8.78±0.11	7.81±0.12	7.64±0.07	6.46±0.08	4.96±0.08	3.26±0.07	4.11±0.09	5.73±0.11	6.31±0.11
Tr23	16004312-5330509	8.93±0.12	7.92±0.12	7.69±0.07	6.42±0.08	5.05±0.09	3.32±0.06	4.13±0.09	5.76±0.11	6.35±0.12
Tr23	16005168-5332013	8.95±0.25	7.87±0.12	7.72±0.07	6.36±0.08	4.98±0.08	3.27±0.07	4.09±0.09	5.72±0.12	6.38±0.09
Tr23	16005220-5333362	8.92±0.23	7.88±0.12	7.64±0.07	6.43±0.08	4.93±0.09	3.28±0.07	4.05±0.09	5.66±0.12	6.37±0.10
Tr23	16005798-5331476	8.81±0.12	7.82±0.12	7.66±0.07	6.36±0.08	4.92±0.09	3.22±0.07	4.05±0.09	5.67±0.11	6.30±0.11
Tr23	16010025-5333101	8.80±0.12	7.67±0.12	7.67±0.07	6.42±0.08	4.94±0.08	3.27±0.06	4.09±0.09	5.73±0.12	6.33±0.10
Tr23	16010433-5332336	8.80±0.11	7.91±0.12	7.60±0.07	6.36±0.08	4.95±0.08	3.19±0.07	4.07±0.08	5.66±0.10	6.33±0.10
Tr23	16010639-5331056	8.85±0.12	7.78±0.12	7.66±0.07	6.33±0.08	4.96±0.08	3.28±0.07	4.04±0.08	5.66±0.11	6.31±0.10
Tr23	16010770-5329374	8.79±0.33	7.86±0.12	7.71±0.07	6.48±0.08	5.06±0.08	3.31±0.06	4.15±0.09	5.78±0.11	6.44±0.10

Table A.3. Stellar parameters, ages, distances and heights of Milky Way field stars.

CNAME	T_{meff} (K)	log g	[Fe/H] (dex)	ξ (km s ⁻¹)	Age (Gyr)	R (kpc)	Z (kpc)
Solar neighbourhood							
07033617-4229583	6460±170	4.25±0.30	0.07±0.11	1.93±0.02	1.6±0.9	8.17±0.04	-0.15±0.03
07040713-4235207	6400±120	3.75±0.25	-0.30±0.09	1.64±0.08	3.3±1.1	8.19±0.06	-0.17±0.05
07202470-0022310	6400±120	4.00±0.23	-0.32±0.10	1.25±0.11	3.9±1.5	9.50±0.40	0.20±0.05
07203700-0031573	5800±110	4.40±0.24	0.01±0.09	1.26±0.05	4.8±2.9	8.59±0.09	0.08±0.01
07451083-4229336	6260±340	3.80±0.72	-0.49±0.15	1.64±0.50	4.5±2.9	8.35±0.14	-0.18±0.06
07533858-0901268	6360±120	4.00±0.23	0.07±0.09	1.58±0.07	2.9±1.2	8.33±0.08	0.09±0.02
07562014-0905179	6600±160	3.90±0.25	-0.27±0.11	1.82±0.06	2.8±1.1	8.60±0.18	0.15±0.04
08002562-0023500	6750±170	4.20±0.28	-0.63±0.10	1.40±0.03	2.9±1.6	8.52±0.10	0.18±0.06
08195062-1405598	6050±110	4.00±0.23	0.04±0.09	1.32±0.07	4.1±1.7	8.44±0.12	0.16±0.04
08403011-1353373	5960±110	4.25±0.23	0.05±0.09	0.95±0.04	4.0±2.2	8.36±0.07	0.19±0.06
09592773-4054107	6290±120	4.20±0.23	0.02±0.09	1.40±0.04	2.1±1.1	8.01±0.00	0.18±0.02
10000042-4050203	5850±130	4.40±0.25	0.24±0.10	1.25±0.04	4.3±2.7	8.04±0.01	0.19±0.03
10144572-4050005	6000±110	4.10±0.22	0.03±0.09	1.32±0.07	3.9±1.6	7.98±0.01	0.11±0.04
10392650-4104417	6100±120	4.20±0.22	0.10±0.09	1.20±0.05	3.5±2.1	7.93±0.01	0.19±0.03
11004237-4053156	6100±120	4.10±0.23	0.17±0.10	1.28±0.04	3.2±1.4	7.91±0.01	0.16±0.06
13592093-4058230	5830±140	4.56±0.27	0.20±0.14	0.85±0.22	4.4±2.9	7.77±0.03	0.11±0.01
14571813-4053145	6200±120	4.40±0.24	0.05±0.09	1.45±0.20	1.8±1.1	7.65±0.05	0.11±0.02
14581143-4056574	6400±120	4.15±0.23	-0.13±0.10	1.56±0.10	2.1±1.0	7.50±0.11	0.17±0.04
14582064-4104055	6060±120	4.40±0.23	0.29±0.10	1.13±0.09	2.5±1.5	7.59±0.05	0.13±0.02
15104258-4058579	5770±120	4.60±0.25	0.35±0.11	1.16±0.20	4.3±3.0	7.60±0.04	0.12±0.01
15170683-4131223	6000±110	4.20±0.23	0.01±0.10	1.19±0.08	4.2±2.1	7.31±0.14	0.19±0.04
15174505-4126151	6200±120	4.20±0.23	0.05±0.10	1.33±0.04	2.7±1.4	7.30±0.13	0.19±0.04
15230726-4221416	5900±110	4.30±0.23	0.10±0.10	1.14±0.05	3.7±2.1	7.40±0.10	0.15±0.03
15234823-4219531	6150±110	4.30±0.22	0.10±0.10	1.35±0.08	2.4±1.4	7.29±0.12	0.17±0.03
15414475-4412297	5950±120	4.50±0.22	0.32±0.09	1.26±0.05	3.4±2.3	6.97±0.13	0.18±0.02
15421514-4419378	5800±120	4.43±0.26	0.20±0.10	1.27±0.08	4.9±3.1	6.97±0.15	0.18±0.03
15540366-4052141	6000±110	4.10±0.22	0.09±0.09	1.13±0.07	4.0±1.8	7.45±0.12	0.10±0.02
17332693-4253210	6300±130	4.30±0.26	0.16±0.11	1.71±0.16	1.9±1.1	6.96±0.19	-0.10±0.02
17335392-4255153	5950±130	4.30±0.23	0.09±0.10	1.31±0.07	4.0±2.4	6.77±0.23	-0.12±0.02
17335667-4302456	6200±120	4.50±0.24	0.21±0.10	1.42±0.09	2.3±1.5	6.83±0.16	-0.11±0.02
17345383-4300502	6000±110	4.10±0.23	0.13±0.10	1.24±0.07	4.0±1.7	7.45±0.13	-0.05±0.01
17583518-4218175	5900±120	4.20±0.23	0.33±0.10	1.26±0.20	4.8±2.4	7.34±0.13	-0.10±0.02
18130118-4224479	5900±110	4.15±0.22	0.21±0.10	1.17±0.12	4.0±1.9	7.15±0.18	-0.17±0.04
Inner disc							
18233774-2439578	4700±120	2.93±0.23	0.07±0.10	1.21±0.02	2.5±2.8	5.92±0.85	-0.19±0.08
18104335-3142583	4700±110	2.48±0.23	-0.21±0.10	1.25±0.03	4.5±3.3	6.20±0.50	-0.19±0.05
18031816-3004241	4580±120	2.43±0.23	0.04±0.10	1.49±0.17	4.4±3.3	5.20±0.80	-0.18±0.05
18040121-3003154	4600±120	2.49±0.25	0.04±0.10	1.46±0.21	4.3±3.3	5.30±0.80	-0.18±0.05
18235381-2441158	4800±130	2.70±0.23	0.12±0.10	1.41±0.03	1.1±1.3	6.00±0.50	-0.18±0.04
18231983-3407192	4500±115	2.34±0.23	0.12±0.10	1.42±0.06	4.7±3.4	6.90±0.30	-0.18±0.05
18035275-2959121	4600±125	2.50±0.23	-0.00±0.10	1.50±0.21	3.9±3.2	5.30±0.70	-0.18±0.05
18253272-2510464	4800±120	2.60±0.24	0.05±0.10	1.41±0.06	1.8±2.2	6.30±0.50	-0.17±0.05
18230343-3414129	4600±120	2.69±0.22	0.04±0.10	1.19±0.06	4.3±3.2	6.95±0.30	-0.17±0.05
18224056-3401097	5000±110	3.00±0.23	0.09±0.10	1.31±0.07	1.2±1.3	6.90±0.40	-0.17±0.07
18185651-3252428	4600±120	2.87±0.22	0.24±0.09	1.29±0.11	4.1±3.4	6.80±0.50	-0.17±0.06
18032561-3001550	4400±135	2.30±0.23	0.19±0.11	1.37±0.30	4.8±3.5	5.50±0.90	-0.16±0.05
18253617-2518331	4800±115	3.00±0.22	0.15±0.10	1.27±0.06	2.4±2.7	6.40±0.70	-0.16±0.07
18035677-3017252	4600±120	2.45±0.24	0.05±0.10	1.29±0.08	2.8±2.9	5.70±0.80	-0.16±0.05
18100712-3154573	4700±130	2.44±0.31	-0.05±0.10	1.45±0.07	3.3±3.2	6.50±0.50	-0.16±0.05
18100332-3149101	5000±115	3.03±0.22	0.03±0.09	1.24±0.05	1.3±1.4	6.50±0.60	-0.16±0.05
18225163-3408040	4700±115	3.00±0.23	0.00±0.10	1.16±0.08	4.0±3.5	7.00±0.40	-0.15±0.07
18242348-2441039	4900±120	2.80±0.23	0.09±0.10	1.39±0.05	1.0±1.0	6.35±0.40	-0.15±0.03
18031173-3001517	4900±120	2.83±0.22	0.20±0.10	1.47±0.01	1.0±1.1	5.60±0.60	-0.15±0.04
18105528-3148003	4900±120	2.58±0.22	-0.18±0.09	1.36±0.08	1.9±2.2	6.60±0.40	-0.15±0.04
18094596-3154021	5100±120	3.06±0.24	-0.10±0.10	1.21±0.05	1.2±1.4	6.55±0.60	-0.15±0.06
18030864-3017339	4700±120	2.51±0.23	-0.16±0.09	1.32±0.09	4.6±3.3	5.80±0.60	-0.15±0.04
18242848-2445068	4700±125	2.73±0.23	0.18±0.10	1.39±0.05	1.5±1.8	6.45±0.40	-0.15±0.04
18104764-3148047	4700±120	3.11±0.23	0.03±0.09	1.07±0.05	4.8±3.6	6.60±0.70	-0.14±0.07
17553060-3742441	4900±120	2.68±0.22	-0.11±0.10	1.41±0.06	1.0±1.0	6.70±0.30	-0.14±0.03
18242463-2434518	4700±120	2.55±0.22	0.11±0.09	1.38±0.04	2.1±2.3	6.60±0.40	-0.13±0.03

Table A.4. Elemental abundances in the $12 + \log(X/H)$ form of Milky Way field stars.

CNAME	O/H	Mg/H	Si/H	Ca/H	Ti/H	Sc/H	Cr/H	V/H	Ni/H
Solar neighbourhood									
07033617-4229583	8.76±0.22	7.48±0.12	7.64±0.07	6.52±0.10	5.24±0.11	3.55±0.08	4.21±0.11	5.83±0.12	6.52±0.10
07040713-4235207	8.46±0.13	7.47±0.12	7.14±0.07	6.12±0.09	4.73±0.10	2.82±0.07	3.66±0.13	5.30±0.13	5.90±0.10
07202470-0022310	8.63±0.26	7.26±0.13	7.18±0.09	6.08±0.09	4.85±0.14	2.79±0.08	4.18±0.15	5.46±0.13	6.05±0.12
07203700-0031573	8.78±0.14	7.64±0.12	7.31±0.07	6.34±0.08	4.86±0.09	3.13±0.07	3.93±0.10	5.57±0.11	6.17±0.10
07451083-4229336	9.44±0.12	6.93±0.13	6.68±0.10	6.08±0.10	4.84±0.14	2.80±0.18	4.55±0.18	5.20±0.15	6.33±0.17
07553858-0901268	9.52±0.12	7.57±0.12	7.41±0.07	6.36±0.09	4.96±0.09	3.12±0.07	4.12±0.10	5.60±0.12	6.14±0.10
07562014-0905179	8.32±0.39	7.62±0.12	7.37±0.07	6.25±0.10	4.97±0.11	3.06±0.08	4.01±0.14	5.58±0.13	6.11±0.12
08002562-0023500	8.52±0.17	7.11±0.14	7.03±0.08	5.98±0.09	4.79±0.11	2.73±0.08	3.79±0.18	5.28±0.14	5.89±0.12
08195062-1405598	8.72±0.11	7.68±0.12	7.41±0.07	6.28±0.08	4.84±0.08	3.12±0.07	3.90±0.11	5.46±0.11	6.11±0.09
08403011-1353373	8.76±0.12	7.51±0.12	7.44±0.07	6.25±0.08	4.78±0.09	3.09±0.07	3.85±0.10	5.50±0.12	6.10±0.10
09592773-4054107	8.86±0.11	7.49±0.12	7.46±0.07	6.29±0.09	4.84±0.10	3.13±0.07	3.86±0.13	5.61±0.11	6.16±0.10
10000042-4050203	8.21±0.33	7.95±0.12	7.65±0.07	6.51±0.08	5.21±0.09	3.52±0.07	4.30±0.09	5.88±0.12	6.55±0.11
10144572-4050005	8.53±0.12	7.63±0.12	7.41±0.07	6.26±0.08	4.82±0.09	3.12±0.07	3.87±0.10	5.54±0.12	6.12±0.10
10392650-4104417	8.32±0.32	7.50±0.12	7.39±0.07	6.25±0.09	4.82±0.09	3.06±0.07	3.84±0.11	5.47±0.13	6.04±0.11
11004276-4053156	8.90±0.11	7.81±0.12	7.63±0.07	6.48±0.09	5.09±0.10	3.37±0.07	4.05±0.11	5.75±0.11	6.38±0.10
13592093-4058230	8.92±0.12	7.74±0.12	7.69±0.07	6.51±0.09	5.21±0.09	3.67±0.08	4.33±0.10	5.93±0.11	6.58±0.11
14571813-4053145	9.67±0.12	7.57±0.12	7.49±0.07	6.45±0.07	4.93±0.09	3.15±0.07	3.99±0.11	5.72±0.15	6.19±0.10
14581143-4056574	9.30±0.12	7.39±0.12	7.38±0.07	6.31±0.08	4.88±0.11	3.03±0.08	4.23±0.14	5.60±0.14	6.11±0.11
14582064-4104055	9.30±0.12	7.82±0.12	7.70±0.07	6.52±0.08	5.12±0.08	3.48±0.07	4.19±0.10	5.86±0.12	6.52±0.10
15104258-4058579	9.70±0.12	8.01±0.13	7.85±0.07	6.70±0.08	5.44±0.08	3.71±0.07	4.50±0.09	6.09±0.11	6.77±0.10
15170683-4131223	9.29±0.12	7.57±0.12	7.46±0.07	6.28±0.09	4.88±0.09	3.17±0.07	3.87±0.09	5.57±0.11	6.19±0.10
15174505-4126151	8.70±0.12	7.58±0.12	7.46±0.07	6.39±0.09	4.93±0.09	3.23±0.07	4.00±0.11	5.64±0.11	6.23±0.10
15230726-4221416	8.84±0.12	7.80±0.12	7.62±0.07	6.47±0.08	5.04±0.08	3.40±0.07	4.11±0.10	5.78±0.12	6.41±0.10
15234823-4219531	8.84±0.13	7.73±0.12	7.55±0.07	6.42±0.08	5.01±0.09	3.30±0.07	4.03±0.11	5.64±0.12	6.26±0.10
15414475-4412297	9.08±0.12	7.96±0.12	7.74±0.07	6.57±0.08	5.22±0.08	3.47±0.07	4.36±0.10	5.98±0.12	6.58±0.10
15421514-4419378	8.99±0.12	7.96±0.12	7.66±0.07	6.44±0.09	5.08±0.09	3.47±0.07	4.15±0.10	5.80±0.12	6.43±0.10
15540366-4052141	8.66±0.12	7.71±0.12	7.52±0.07	6.41±0.08	4.95±0.09	3.28±0.07	3.94±0.10	5.63±0.12	6.28±0.10
17332693-4253210	9.27±0.12	7.47±0.12	7.52±0.07	6.58±0.08	5.16±0.10	3.28±0.08	4.30±0.11	5.82±0.13	6.30±0.10
17335392-4255153	8.95±0.24	7.69±0.12	7.49±0.07	6.41±0.08	5.24±0.09	3.39±0.07	4.19±0.11	5.83±0.13	6.41±0.11
17335667-4302456	9.65±0.12	7.88±0.12	7.53±0.07	6.50±0.08	5.32±0.11	3.65±0.07	4.40±0.11	5.92±0.13	6.56±0.11
17345383-4300502	8.85±0.11	7.74±0.12	7.48±0.07	6.40±0.09	4.96±0.08	3.34±0.07	4.07±0.09	5.71±0.11	6.33±0.10
17583518-4218175	9.44±0.12	7.93±0.12	7.79±0.07	6.55±0.08	5.15±0.09	3.58±0.07	4.25±0.09	5.92±0.12	6.62±0.10
18130118-4224479		7.83±0.12	7.64±0.07	6.46±0.08	5.05±0.10	3.35±0.07	4.12±0.10	5.80±0.11	6.39±0.10
Inner disc									
18233774-2439578	8.82±0.12	7.77±0.12	7.48±0.07	6.32±0.08	4.93±0.08	3.25±0.07	4.02±0.09	5.60±0.11	6.34±0.11
18104335-3142583	9.02±0.12	7.63±0.12	7.42±0.07	6.25±0.08	4.86±0.08	3.09±0.08	3.80±0.08	5.32±0.11	6.02±0.11
18031816-3004241	9.08±0.12	7.76±0.12	7.51±0.07	6.29±0.08	4.92±0.08	3.22±0.07	4.03±0.09	5.54±0.11	6.34±0.11
18040121-3003154	8.91±0.12	7.70±0.12	7.48±0.07	6.26±0.08	4.85±0.08	3.26±0.07	4.00±0.08	5.53±0.12	6.31±0.10
18235381-2441158	8.92±0.11	7.85±0.12	7.64±0.07	6.39±0.09	4.99±0.08	3.28±0.07	4.14±0.09	5.68±0.11	6.36±0.11
18231983-3407192	8.83±0.12	7.87±0.13	7.68±0.07	6.36±0.08	4.88±0.08	3.23±0.07	4.04±0.08	5.65±0.11	6.43±0.10
18035275-2959121	8.74±0.30	7.74±0.12	7.42±0.07	6.21±0.08	4.87±0.08	3.21±0.08	3.95±0.08	5.52±0.10	6.28±0.11
18253272-2510464	8.85±0.11	7.75±0.12	7.53±0.07	6.31±0.08	4.91±0.08	3.24±0.07	4.00±0.09	5.55±0.11	6.30±0.11
18230343-3414129	8.81±0.12	7.73±0.12	7.53±0.07	6.33±0.08	4.89±0.08	3.20±0.07	4.04±0.08	5.55±0.10	6.27±0.10
18224056-3401097	8.85±0.12	7.71±0.12	7.54±0.07	6.44±0.08	4.96±0.08	3.25±0.07	4.03±0.09	5.63±0.10	6.30±0.10
18185651-3252428	8.93±0.12	7.90±0.12	7.74±0.07	6.55±0.08	5.10±0.08	3.46±0.07	4.35±0.08	5.84±0.11	6.57±0.11
18032561-3001550	8.90±0.12	8.07±0.12	7.73±0.07	6.48±0.09	5.22±0.07	3.40±0.06	4.42±0.08	5.85±0.12	6.65±0.10
18253617-2518331	9.03±0.12	7.86±0.12	7.61±0.07	6.43±0.08	5.05±0.08	3.40±0.06	4.17±0.09	5.70±0.11	6.47±0.09
18035677-3017252	9.05±0.12	7.76±0.12	7.55±0.07	6.33±0.08	4.96±0.07	3.13±0.07	4.06±0.08	5.56±0.11	6.31±0.10
18100712-3154573	8.65±0.12	7.52±0.12	7.46±0.07	6.31±0.08	4.85±0.08	3.09±0.07	3.96±0.09	5.47±0.11	6.19±0.10
18100332-3149101	8.81±0.12	7.65±0.12	7.49±0.07	6.34±0.08	4.86±0.08	3.19±0.07	3.91±0.09	5.58±0.11	6.22±0.10
18225163-3408040	8.80±0.12	7.72±0.12	7.48±0.07	6.28±0.08	4.88±0.08	3.21±0.07	4.00±0.08	5.53±0.11	6.24±0.10
18242348-2441039	8.75±0.12	7.72±0.12	7.58±0.07	6.42±0.08	4.94±0.08	3.26±0.07	4.10±0.09	5.69±0.11	6.31±0.11
18031173-3001517	8.89±0.12	7.89±0.12	7.57±0.07	6.54±0.08	5.06±0.08	3.41±0.08	4.19±0.08	5.77±0.12	6.55±0.09
18105528-3148003	8.66±0.11	7.51±0.12	7.31±0.07	6.13±0.08	4.70±0.08	3.04±0.07	3.72±0.09	5.34±0.11	6.00±0.10
18094596-3154021	8.71±0.12	7.56±0.12	7.34±0.07	6.20±0.08	4.74±0.08	3.13±0.07	3.74±0.09	5.43±0.12	6.05±0.10
18030864-3017339	8.76±0.11	7.56±0.12	7.39±0.07	6.18±0.09	4.76±0.08	3.10±0.07	3.78±0.08	5.33±0.12	6.10±0.10
18242848-2445068	9.16±0.12	7.84±0.12	7.67±0.07	6.45±0.08	5.02±0.08	3.32±0.07	4.13±0.09	5.77±0.11	6.46±0.10
18104764-3148047	8.82±0.12	7.66±0.12	7.5±0.07	6.35±0.08	4.93±0.08	3.27±0.07	4.05±0.09	5.58±0.11	6.28±0.10
17553060-3742441	8.68±0.11	7.53±0.12	7.35±0.07	6.2±0.08	4.74±0.08	3.07±0.07	3.77±0.08	5.39±0.11	6.00±0.10
18242463-2434518	8.84±0.12	7.77±0.12	7.61±0.07	6.38±0.09	4.93±0.08	3.26±0.07	4.09±0.08	5.65±0.11	6.37±0.10