

# **The Design of Operational Interfaces for Older Adults**

Lisa-Dionne Morris

Submitted in accordance with the requirements for the degree of  
Doctor of Philosophy

The University of Leeds  
School of Mechanical Engineering

October, 2016

The candidate confirms that the work submitted is her own and that appropriate credit has been given where reference has been made to the work of others.

This copy has been supplied on the understanding that it is copyright material and that no quotation from the thesis may be published without proper acknowledgement.

The right of Lisa-Dionne Morris to be identified as Author of this work has been asserted by her in accordance with the Copyright, Designs and Patents Act 1988.

© 2016 The University of Leeds and Lisa-Dionne Morris

## **Acknowledgements**

This research study would not have been possible without the support of many people. I wishes to express her gratitude to my supervisors, Prof. Alison McKay and Prof. Thomas Cassidy who were abundantly helpful and offered invaluable assistance, support and guidance. Deepest gratitude are also due to the members of the North East Library Cares Group, without whose assistance this study would not have been successful.

This research was supported by Alex Lee, Craig Evans and Leroy Samuels who provided technical insight and expertise that greatly assisted the research. Furthermore I would also like to acknowledge with much appreciation the crucial role of my family members. I would like to express my deepest appreciation to my mother, sister and son and those who provided me the possibility to complete this thesis: your wise counsel and kind words have, as always, served me well.

## **Abstract**

Increasing numbers of older people are living independently for longer. The ability to use domestic information-processing appliances, such as washing machines and microwave ovens, to carry out activities of daily living is an important aspect of independent living. The focus of this research was on the design of operational interfaces on domestic information-processing appliances for older adults.

Inclusive and user centred design are used to create operational interfaces that address users' ergonomic needs. An early study carried out as part of this research identified unclear relationships between operational interfaces and instructional materials, such as cooking instructions on food packaging or washing instructions on clothes, as a major concern. Two impediments to the flow of a task were identified: interaction breakdown (where the task is stalled) and focus shift (where a user is distracted from the task).

Given the importance of these to the use and therefore design of the operational interface, a coding scheme was developed to enable systematic analysis of participants' interactions with operational interfaces and associated instructional information. The coding scheme covers participants' interactions with operational interfaces and the task being carried out. The research concluded that inability to use operational interfaces was because of limited connections between visual instructions on the interfaces and instructional materials. Also, habitual behaviours demonstrated in the routine activities could be used to design improved visual instructions and information in sequential series on operational interfaces.



## Table of Contents

<b>Acknowledgements</b> .....	<b>iii</b>
<b>Abstract</b> .....	<b>iv</b>
<b>Table of Contents</b> .....	<b>v</b>
<b>List of Tables</b> .....	<b>viii</b>
<b>List of Figures</b> .....	<b>x</b>
<b>Preface</b> .....	<b>xiii</b>
<b>Chapter 1 Introduction</b> .....	<b>1</b>
1.1 Research Scope.....	4
1.2 Aim & Objectives .....	5
1.3 Structure of Thesis .....	7
<b>Chapter 2 Literature Review</b> .....	<b>9</b>
2.1 Activities of Daily Living.....	9
2.2 Older Adults & Their Use of Domestic Appliances .....	13
2.3 Review of Standards & User Centred Design Guidelines.....	16
2.4 How Older Adults Use Operational Interfaces.....	20
2.5 Designing Operational Interfaces for Domestic Information Processing Appliances.....	25
2.6 Summary.....	30
<b>Chapter 3 Methodology</b> .....	<b>33</b>
3.1 Methodological Framework .....	33
3.1.1 Stage 1: Descriptive Study of End User Interactions.....	38
3.1.2 Stage 2: Descriptive Study of Development of the Coding Scheme.....	38
3.1.3 Stage 3: Experimental Study of Development of the New Operational Interface Design .....	39
3.1.4 Stage 4: Descriptive Study of a Comparison of a New Microwave Oven Operational Interface Design with the Current Design.....	39
3.2 Participants & Case Study.....	40
3.3 Combinations of Participants, Case Studies & Research Instruments .....	42
3.4 Case Study Appliances, Associated Instructional Materials & Other Resources .....	44
3.5 Research Process.....	49

<b>Chapter 4 End Users' Interactions</b> .....	<b>51</b>
4.1 Method .....	52
4.2 Findings.....	54
4.2.1 Observation of Participants Using the Microwave Oven.....	54
4.2.2 Online Feedback on Microwave Oven Usability .....	57
4.2.3 Observation of Participants Using the Washing Machine Appliance.....	58
4.2.4 Operational Interface Issues .....	60
4.2.5 Evaluative Performance Criteria.....	66
4.3 Discussion.....	67
4.4 Summary.....	68
<b>Chapter 5 Development of the Coding Scheme</b> .....	<b>70</b>
5.1 Method .....	71
5.2 Results .....	73
5.2.1 Identification of Activities, Procedures and Information- Processing .....	73
5.2.2 Initial Coding Scheme .....	78
5.2.3 Reanalysis of Microwave Oven Video-Recordings at Five Second Intervals .....	80
5.2.4 Review of Initial Coding Scheme at Five Second Intervals .....	81
5.2.5 Reanalysis of Microwave Oven Video-Recordings at Two Second Intervals .....	81
5.2.6 Review of Initial Coding Scheme at Two Second Intervals .....	83
5.2.7 Reanalysis of Microwave Oven Video-Recordings at One Second Intervals .....	85
5.2.8 Coding Scheme.....	85
5.3 Discussions.....	87
5.4 Summary.....	88
<b>Chapter 6 A Comparison of a New Microwave Oven Operational Interface Design with the Current Design</b> .....	<b>90</b>
6.1 Development Process For the New Operational Interface .....	90
6.2 Method.....	95
6.3 Results .....	97
6.3.1 Observations of Participants using Current & New Operational Interfaces.....	97
6.2.2 Evaluations of Information-Processing Activities.....	111
6.2.3 Evaluations of Interactions .....	117
6.3.4 Evaluations of Impediments to Workflow Activity .....	120

6.4 Discussion.....	121
6.5 Summary.....	124
<b>Chapter 7 Conclusions &amp; Future Work.....</b>	<b>126</b>
<b>7.1 Discussion with Respect to the Research Objectives .....</b>	<b>127</b>
7.2 Contribution to Knowledge Made .....	133
7.3 Users & Beneficiaries of the Research.....	133
7.4 Validity, Generalisability & Reliability of Results.....	135
7.5 Further Work .....	136
<b>List of References .....</b>	<b>138</b>
<b>Appendix A Approach Used to Design &amp; Developing New Operational Interface For a Microwave Oven .....</b>	<b>151</b>
A.1.1 Design-Led Action Research Approach used to Generate Design Requirements.....	151
A.1.2 Design Concepts .....	155
A.1.3 Prototypes.....	175
A.1.4 New Operational Interface Design .....	176
<b>Appendix B Research Study Ethics Approval (Ethics reference MEEC 10-028) .....</b>	<b>180</b>
<b>Appendix C Methods use to Recruit Participants (Email to Older Adults' Lunch time Group in Hull, Examples of the Advertising Poster Information about the Study &amp; Consent Form .....</b>	<b>181</b>
<b>Appendix D Instructional Materials used in the Research Study .....</b>	<b>187</b>
<b>Appendix E Participants' Traces.....</b>	<b>223</b>

## List of Tables

<b>Table 3.1 Participants, Case Studies &amp; Research Instruments.....</b>	<b>40</b>
<b>Table 3.2 Combination of Participants, Case Studies &amp; Research Instruments.....</b>	<b>43</b>
<b>Table 4.1 Summary of Instruments &amp; Participants in the Experiment.....</b>	<b>51</b>
<b>Table 4.2 (a) Sources used for a Review of Standards &amp; Guidelines ...</b>	<b>18</b>
<b>Table 4.2 (b) Sources used for a Review of Standards &amp; Guidelines ...</b>	<b>19</b>
<b>Table 4.3 The different operational interface issues identified with the microwave oven and washing machine.....</b>	<b>62</b>
<b>Table 4.5(a) Operational Interface Issues Experienced by Consumers (online feedback forum).....</b>	<b>64</b>
<b>Table 4.5(b) Operational Interface Issues Experienced by Consumers (online feedback forum).....</b>	<b>65</b>
<b>Table 4.6 Microwave Oven &amp; Washing Machine Evaluative Performance Criteria &amp; Associated Design Requirements .....</b>	<b>66</b>
<b>Table 4.7 Microwave Oven &amp; Washing Machine Criteria &amp; Associated Mark Scheme .....</b>	<b>Error! Bookmark not defined.</b>
<b>Table 5.1 Summary of instruments and participants in the experiment (reproduced from Table 4.1).....</b>	<b>70</b>
<b>Table 5.2 MW's Interactions &amp; Information-Processing Activities using the Microwave Oven (during interaction breakdowns &amp; focus-shifts).....</b>	<b>74</b>
<b>Table 5.3 GP's Interactions &amp; Information-Processing using the Washing Machine.....</b>	<b>75</b>
<b>Table 5.4 Categorising MW's Information-Processing Activities (first attempt using the microwave oven) .....</b>	<b>77</b>
<b>Table 5.5 Categorising MW's Information-Processing Activities (second attempt using the microwave oven).....</b>	<b>77</b>
<b>Table 5.6 MW's Interactions (first attempt using the microwave oven).....</b>	<b>77</b>
<b>Table 5.7 MW's Interactions (second attempt using the microwave oven).....</b>	<b>78</b>
<b>Table 5.8 Initial Coding Scheme .....</b>	<b>79</b>
<b>Table 5.9 Additional Information-Processing Activities Identified at Two Second Intervals .....</b>	<b>84</b>
<b>Table 5.10 Coding Scheme.....</b>	<b>86</b>
<b>Impediments to Workflow Activity.....</b>	<b>86</b>

<b>Table 6.1 Summary of Instruments &amp; Participants in the Experiment Adapted from Chapter 4 (all female) .....</b>	<b>97</b>
<b>Table 7.1 Microwave Oven &amp; Washing Machine Evaluative Performance Criteria &amp; Associated Design Requirements (reproduced from Figure 4.6) .....</b>	<b>129</b>
<b>Table A.1 Summary of instruments and participants in the experiment (reproduced from Table 4.1).....</b>	<b>151</b>

## List of Figures

Figure 1.1 Overlapping Intersections Between Topic Areas .....	7
Figure 3.1 Key Stages in the Research Methodology .....	37
Figure 3.2 Structure of each Case Study Analysis using the Model of Human Machine Loop Adapted from Pheasant (1986) .....	44
Figure 3.3 Washing Machine Operational Interface (used in Stage 1 2 & 3) .....	45
Figure 3.4 Microwave Oven Operational Interface (used in Stage 1, 2, 3 & 4) .....	46
Figure 3.5 New Operational Interface Design of Microwave Oven Put Into An iPad app (used in Stage 4).....	47
Figure 3.6 Summary of the Research Process .....	50
Figure 4.1 Process used to Identify Participants Interactions with Appliances .....	52
Figure 4.2(a) The Sequential Operations used by GP using the Washing Machine (Steps 1-4).....	54
Figure 4.2(b) The Sequential Operations used by GP using the Washing Machine (Steps 5-8).....	55
Figure 4.2(c) The Sequential Operations used by GP using the Washing Machine (Steps 9-12).....	55
Figure 4.3 Key Interaction Points used by MW using the Microwave Oven (pie chart showing dwell time).....	59
Figure 5.1 Process used to Develop Coding Scheme.....	71
Figure 5.2 MW's Traces using the Microwave Oven (coded at five second intervals).....	80
Figure 5.3 MW's Traces Using the Microwave Oven (coded at two second intervals) (See Appendix E) .....	82
Figure 5.4 MW's Traces Using the Microwave Oven (coded at two second intervals with annotations) (See Appendix E).....	82
Figure 6.1 New Operational Interface on iPad (reproduced from Figure 3.5).....	94
Figure 6.2 Process Used to Compare the New Operational Interface with the Current.....	95
Figure 6.3 DH's Traces using the Current Operational Interface (coded at two second intervals).....	98
Figure 6.4 AD's Traces using the Current Operational Interface (coded at two second intervals).....	100
Figure 6.5 JB's Traces using the Current Operational Interface (coded at two second intervals).....	101

<b>Figure 6.6 ST's Traces using the Current Operational Interface (coded at two second intervals).....</b>	<b>102</b>
<b>Figure 6.7 SL's Traces using the Current Operational Interface (coded at two second intervals).....</b>	<b>103</b>
<b>Figure 6.8 CMK's Traces using the Current Operational Interface (coded at two second intervals).....</b>	<b>104</b>
<b>Figure 6.9 JH's Traces using the Current Operational Interface (coded at two second intervals).....</b>	<b>106</b>
<b>Figure 6.10 JH's Traces using the Current Operational Interface (coded at two second intervals).....</b>	<b>107</b>
<b>Figure 6.11 Comparisons of Participants' Interactions &amp; Information-Processing Activities using Interfaces &amp; Instructional Materials .....</b>	<b>108</b>
<b>Figure 6.12 Amount of Time Participants Spent in Overlapping Information-Processing Activities using the Current Interface ..</b>	<b>109</b>
<b>Figure 6.13 Amount of Time Participants Spent in Overlapping Information-Processing Activities using the New Interface .....</b>	<b>110</b>
<b>Figure 6.14 Amount of Time Participants Spent in Overlapping Interactions using the Current Interface .....</b>	<b>110</b>
<b>Figure 6.15 Amount of Time Participants Spent in Overlapping Interactions using the New Interface.....</b>	<b>111</b>
<b>Figure 6.16 Amount of Time Participants Spent in Information- Processing Activities Categories .....</b>	<b>112</b>
<b>Figure 6.17 Percentage of Time Non-Successful Participants Spent in Information-Processing Domains.....</b>	<b>112</b>
<b>Figure 6.18 Percentage of Time Successful Participants Spent in Information-Processing Domains.....</b>	<b>113</b>
<b>Figure 6.19 Amount of Time Participants Spent in Interaction Categories.....</b>	<b>118</b>
<b>Figure 6.20 Percentage of Time Non-Successful Participants Spent in Interaction Domains.....</b>	<b>119</b>
<b>Figure 6.21 Percentage of Time Successful Participants Spent in Interaction Domains.....</b>	<b>119</b>
<b>Figure 6.22 Amount of Time Participants Spent in Impediments to Workflow Activities .....</b>	<b>120</b>
<b>Figure 7.1 New Operational Interface on iPad App &amp; the Design Goals Summarised ((reproduced from Figure 6.1, annotated with key design features (See Appendix F)) .....</b>	<b>130</b>
<b>Figure A.1.1 Amount of Time Participants Spent in Impediments to Workflow .....</b>	<b>152</b>
<b>Figure A.1.2 Development of the New Interface .....</b>	<b>175</b>

<b>Figure A.1.3 New Operational Interface on iPad App (Reproduced from Figure 6.1) .....</b>	<b>177</b>
<b>Figure A.1.4 Operational Interface Sequence for New Microwave Oven Interface .....</b>	<b>178</b>
<b>Figure A.1.5 Operational Sequence for New Washing Machine Interface .....</b>	<b>179</b>
<b>Figure A.1.6 MW's Traces Using the Microwave Oven (coded at two second intervals).....</b>	<b>223</b>
<b>Figure A.1.7 MW's Traces Using the Microwave Oven (coded at two second intervals with annotations) .....</b>	<b>224</b>
<b>Figure A.1.8 DH's Traces using the Current Operational Interface (coded at two second intervals).....</b>	<b>225</b>
<b>Figure A.1.9 AD's Traces using the Current Operational Interface (coded at two second intervals).....</b>	<b>226</b>
<b>Figure A.1.10 JB's Traces using the Current Operational Interface (coded at two second intervals).....</b>	<b>227</b>
<b>Figure A.1.11 ST's Traces using the Current Operational Interface (coded at two second intervals).....</b>	<b>228</b>
<b>Figure A.1.12 SL's Traces using the Current Operational Interface (coded at two second intervals).....</b>	<b>229</b>
<b>Figure A.1.13 CMK's Traces using the Current Operational Interface (coded at two second intervals).....</b>	<b>230</b>
<b>Figure A.1.14 JH's Traces using the Current Operational Interface (coded at two second intervals).....</b>	<b>231</b>
<b>Figure A.1.15 JH's Traces using the Current Operational Interface (coded at two second intervals).....</b>	<b>232</b>
<b>Figure A.1.16 New Operational Interface on iPad App &amp; the Design Goals Summarised ((reproduced from Figure 6.1, annotated with key design features) .....</b>	<b>233</b>



## **Preface**

The research study was undertaken at the University of Leeds, where I undertook the degree of Doctor of Philosophy.

## **Chapter 1**

### **Introduction**

The UK population is growing and ageing. If recent patterns continue, individuals born in 1980 could expect to live on average 89 years. This increases to over 94 years for individuals born in 2015. Based on current projections, by 2037, individuals could expect to live on average 97 years (Office of National Statistics (NOS 2016)). In the UK, the number of older people living independently in their homes is expected to increase, while the number of people available to provide specialist and non-specialist care is expected to decrease Pirkli (2009). Demands on public services, family fragmentation and geographical dispersal of relatives means that older adults are living alone for longer periods of time. With life expectancy increasing, the effects of older adults living longer will require improved understanding of what older adults need from their homes and domestic environments and designs of consumer products that address these needs.

Undertaking a masters degree in Industrial Design at the Royal College of Art, London in 1998 sensitized the author to the difficulties experienced by older adults in activities of daily living. Exposure to the daily experiences of stroke recovery and rehabilitation patients, as part of a design project whose goal was to improve independence through the design of tableware, provided insights on the reality of older adults with age related cognitive decline Morris & McKay (2009). These insights included aspects and the effects of ageing, and how to respond to the aging process through

improved product designs. This PhD study built on these insights by concentrating on activities of daily living and the design of household appliances with a focus on operational interfaces designed for older adults.

Independent living requires an ability to carry out activities of daily living in public spaces and within the home Holt (2006). Lyubomirsky et al. (2005) argue that, for older adults, participation in 'intentional' activities can facilitate independence and well-being. They suggest that older adults who are able to continue activities of daily living which have become routine or habitual, for example, washing, cleaning and cooking, gain higher levels of independence and autonomy. Seligman (2011) argues that although routine and habitual behaviours are the ideal for wellbeing, for many, living independently combines positive emotions, relationships, meaningful and purposeful activities, and more importantly accomplishments such as success and achievement.

Malinowsky et al's (2012) study on ageing and living independently provides insights on the challenges faced by older adults who experience reduced independence. (Rosenberg 2009a & 2009b) argue that the negative effects on older adults' quality of life lead to higher health and social costs. He suggest that product designers can facilitate and enable independence through effective design of household products.

A number of research projects have defined the landscape to improve products, devices, services for older adults in kitchen environments. For

example, the 'Life Long Kitchen'<sup>1</sup> project (2016) aimed to improve the quality of life of older people. Hunter (2016) observes how older adults continue to stay living independently, safe in the knowledge that their nutritional needs and wishes are being met. Empirical studies have found that older adults living independently in their homes rely on domestic information-processing appliances such as cookers and microwave ovens to meet their nutritional needs. Bharucha et al. (2009) argue that there is an increase in the number of information-processing appliances that respond to the physical and cognitive needs of older adults. Studies by Wilkinson & De Angeli (2014) argues that many of the features on operational interfaces can support appliance usability. However, operational interfaces on such appliances remain inaccessible to many older adults. For example, older adults experience difficulties with operations on washing machine and microwave oven operational interfaces. Such difficulties have a disproportionate effect on older adults information-processing abilities and interactions. Operational interfaces that include complex elements, such as menu systems have detrimental effects on usability. Often associated with technological innovation, Maguire et al. (2014) suggest that these novel features lead to older adults becoming unwilling to use domestic information-processing appliances.

Empirical studies on older adults' use of operational interfaces on domestic information-processing appliances are variable. Research has focused on four main areas: developing new technology and systems; understanding

---

<sup>1</sup> The Life Long Kitchen project is a multidisciplinary research initiative funding by New Dynamics of Ageing ((NDA)  
<http://www.lifelongkitchens.org/advisory-group.html>)

consumer choices; providing standards and guidelines; and designing methods for improving research. (Mugge & Schoormans, 2012a & 2012b) argue that to provide standards and guidelines, an understanding of how older adults use operational interfaces is required. Jones & Sarter (2008) suggests that poor feedback and the complex arrangement of operational interface features are, a major cause of experienced difficulties. Furthermore, these operational interface features cause breakdowns in human-machine interaction. Park (2011) argues that improved methods for operational interface design requires greater knowledge about older adults' interactions and information-processing activities. Moreover, he suggests that data should be acquired in the context of analyses of human activities.

Malinowsky et al. (2010) argues that the most common reported operational interface issues are related to information design on the interface specifically, how they are intended to be actioned. Shneiderman, (2010) argues that information on operational interfaces tends not to conform to inclusive and user centred design principles. Kemper et al. (2008) observe that older adults experience a range of difficulties with information on operational interfaces, which has a detrimental impact on, understanding and decision making based upon them. Understanding the influences and use of information by older adults has the potential to improve operational interface designs for older adults, thus, contributing to improved well-being and independence. This is the focus of this thesis.

## **1.1 Research Scope**

Many older adults live and cope with less than full information-processing ability. Product designers can facilitate and enable older adults' interactions

and information-processing activities if they understand the procedures and operational sequences used in tasks. The research reported in this thesis explores the value of articulating older adults' information-processing activities and interactions for the design of operational interfaces. Moreover, the research identifies older adults' operational sequences, procedures, actions, operations and activities using domestic information-processing appliances. In addition, the thesis provides insights on factors that affect information-processing activities and interactions with operational interfaces on domestic information-processing appliances.

Policy makers and older people recognise that there is a need for operational interface designs targeted at the older consumer. Products designed for the changing needs of older adults are in demand Clarkson et al. (2013). Addressing the expectations of older adults requires an understanding of operational interface issues associated with operational features and the processes, procedures and operations used by older adults. The research challenge lies in understanding the range of approaches, techniques and methods used by older adults to process information and carry out activities of daily living, such as washing bedding using a washing machine and heating a pre-cooked ready meal using a microwave oven.

## **1.2 Aim & Objectives**

The aim of this research was to explore approaches for supporting independent living through the design of operational interfaces that mirror the real-life processes in activities of daily living. It is important to consider interactions and information-processing amongst older adults with age

related cognitive decline because of the effects of reduced information-processing abilities, and older adults' experiences and perceptions of performing tasks with domestic information-processing appliances. The overarching research question addressed by the research was,

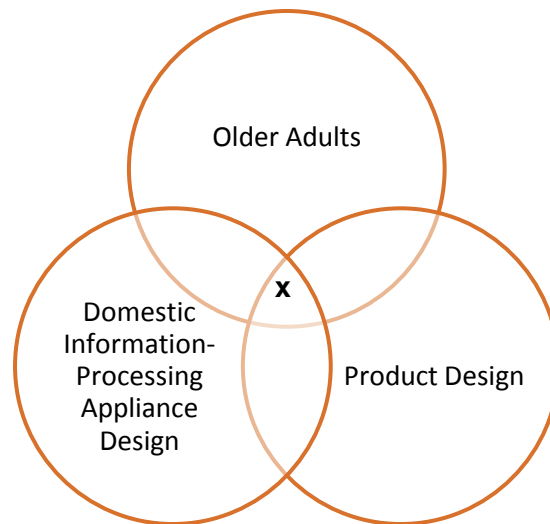
“What types of operational user interface can support older adults with reduced information processing capabilities in using domestic information-processing appliances more effectively?”

The following objectives were pursued.

1. Determine ways in which designers respond to the changing needs of older adults in the design of operational interfaces on domestic information-processing appliances through a review of literature.
2. Identify operational interface design goals through observations of older adults using operational interfaces on domestic information-processing appliances to carry out activities of daily living.
3. Establish evaluative performance criteria to enable the design, development and assessment of an alternative operational interfaces for a domestic information-processing appliance.
4. Design and develop an alternative operational interface for a domestic information-processing appliance and evaluate its effect on older adults' interactions.
5. Establish a framework to enable the assessment of interactions and information-processing activities in the use of operational interfaces.
6. Evaluate the framework by using it to analyse the effects that information-processing has on older adult interactions with domestic information-processing appliances.

### 1.3 Structure of Thesis

The thesis is positioned on three overlapping areas: product design, older adults and domestic information-processing appliance design. Figure 1.1 gives an overview of the topics covered in this study.



**Figure 1.1** Overlapping Intersections Between Topic Areas

Chapter 2, outlines approaches used by product designers to design operational interfaces for older adults. Theoretical dimensions of information-processing and the ageing process are also outlined. In Chapter 3, the methodological approach used and the experimental design used in the research study are introduced.

Chapters 4-7 reflect the structure of the research process used. Chapter 4, provides insights on how two participants interacted with appliances. The characteristics of operating system design including hardware, software and menu systems on a microwave oven and a washing machine are explored.



Naturalistic inquiry case studies focused on participants' activities and goals. Evaluative performance criteria are introduced in this chapter and were used to describe characteristics of interactions using domestic information-processing appliances.

Chapter 5 provides a more detailed understanding of how the participants interacted with the operational interfaces and the instructional materials. Characteristics of sequential operations, operational procedure and information-processing activities are explored. A coding scheme for use in the analysis of the interactions and information-processing with operational interface is established.

Chapter 6 compares a new operational interface design based on evaluative performance criteria for a microwave oven with the current one. The development of the new operational interface itself is summarised in Appendix A. The study provides insight on how eight participants interacted with two different operational interfaces. The coding scheme was used in the analysis of the interactions and information-processing activities using the new and current operational interfaces. In Chapter 7, conclusions are drawn and recommendation for future and further studies are made.

## **Chapter 2 Literature Review**

The literature focuses on the three broad topics: how older adults use domestic information-processing appliances; how older adults use operational interfaces; and how product designers might improve the design of operational interfaces for domestic information-processing appliances. Theoretical dimensions of information-processing and ageing are summarised.

### **2.1 Activities of Daily Living**

Given anticipated changes associated with an ageing population, a key challenge for product designers is to respond with solutions that enable older adults to live independently for longer. Consumer appliances often referred to as white goods, task-specific appliances or 'domestic information-processing appliances are widely used in activities of daily living. Examples of domestic information-processing appliances include washing machines, dishwashers and microwave ovens. As such the design of consumer appliances that are better suited to the needs of older adults is becoming increasingly important.

A number of studies have identified a need for improved visual instructions and directions on the user interfaces of domestic information-processing appliances. Visual instructions and directions used on these products are typically communicated through the design and location of interface elements such as switches, buttons and control knobs. Consumer

dissatisfaction is often the result of multiple errors in use caused by complex arrangements of visual instructions and directions on such user interfaces. The challenge addressed through this research was to provide principles and guidelines to enable the design of operational interfaces that influence and support improved user-product interaction.

Domestic information-processing appliances need to be designed to be both usable and used by older adults. The goal of this research was to enable older adults to have self-supported and fulfilled lives for longer, through the design of improved operational interfaces. In the future, this changing norm within society, from serving younger to older markets, will demand a change in the focus of products designed for older adults: from functional and technical operating systems to operational interfaces designed for people with reduced capabilities.

Table 2.1 combines activities for daily living from the Nottingham Extended Activities of Daily Living scale Nouri et al. (1987) with capabilities from the Cambridge Inclusive Design Cube Keates et al. (2004) adapted by Holt (2007). The matrix in Table 2.1 was used to frame the research study in the context of the activities of daily living.



Table 2.1 shows older adults' capabilities investigated in this research study and includes: reach and stretch, dexterity, vision hearing, communication and intellectual functioning. Locomotion and social aspects do not normally task an individuals' ability to conduct an operational procedure with an information-processing appliance.

Domestic information-processing appliances are predominantly operated through user-product interactions that include physical, cognitive and visual responses. Interactivity is managed with limited interactive resources such as menu selection, soft function keys and small displays. This interaction relies on the operator being able to perform tasks which involve good eye and hand co-ordination. Many older adults are currently unable to use visual instructions and directions on the displays and controls of domestic information-processing appliances, because interaction paradigms do not match visual and cognitive processing levels of older adults.

As people age, they go through a number of physiological and cognitive changes. Taking these changes into account might enhance product usability and increase product interaction qualities for all consumers. In the past, attempts to create appliances that are both technically sound and functional, has resulted in products which are not always universally applicable to needs and requirements of people who are less physically, cognitively, and visually able. Redstrom (2006) argues that, when designing displays and controls on appliances, their association with either an activity or an operational procedure should be prioritised over styling and aesthetics.

The design of operational interfaces which are based on an understanding of the determinants which effect usability, such as information-processing skills of individuals and technology are likely to be more general than products for older adults with specific disorders. Currently, practical product design guidance on how to address reduced capabilities is lacking, however, matrices that combine activities for daily living Nouri et al. (1987) with reduced capabilities Keates et al. (2004) are being used increasingly to frame research.

## **2.2 Older Adults & Their Use of Domestic Appliances**

As the world's ageing population living independently increases, research will become more concerned with the design of domestic information appliances used by older adults in the home Ficocelli et al. (2012). Higgins & Glasgow (2012) identifies the significance of domestic information-processing appliances to older adults in the activities of daily living. They observe that older adults' ability to use domestic information-processing appliances depends on three closely linked factors: operational interface designs; categories of information; and operations on the appliance. Their study shows the relevance of links between information, operational interface design and operational sequences to older adults. They observe that older adults refer to similar pieces of information and operational interface features on similar appliances.

Mustaquim (2015) evaluates the strengths and weaknesses of operational interface designs. He identifies reasons why information designs on operational interfaces tend not to suit older adults. He suggests that

operational interface issues results from inconsistencies information on operational interfaces. He points out that information inconsistency is major a concern to older adults. There is a significant body of research to suggest that good operational interface design is obtainable. Johnson et al. (2012) argue that understanding older adults' abilities, needs and expectations is key to providing them with adequate instructions and direction on operational interfaces. Ghayas (2013) observes older adults using features such as symbols, images, text, icons and lettering. He argues that visual instructions are vital for older adults' perceptions of usefulness of product characteristics.

Bruder et al. (2014) argue that a large number of operational interfaces are now part of older adults' everyday lives. Moreover, older adults learn to use operational interfaces by trial and error. Their study observes older adults with little experience using new operational interfaces. They draw the conclusion that older adults 'struggle' to use everyday operational interfaces. Bruder et al. (2014) argue that studies which document older adults' use of everyday operational interfaces in the home are small in number. Elton et al. (2013) concur with Bruder et al. (2014), however, they argue that studies which do consider older adults' use of everyday operational interfaces focus the attention on older adults' abilities, rather than taking into account the task conditions. A study carried out a decade before Elton et al. (2013), by Huppert (2003) identifies five user characteristics affected by task conditions: perception, working memory, cognitive load, work load and concentration.

Hurtienne et al. (2013) show why it is relevant to identify the effects of task conditions on older adults' abilities. They argue that it provides a context for

assessing human activity, thus, presenting a true assessment older adults' abilities. Their study observes older adults experiencing ill-defined and inconsistent task conditions. They suggests that task conditions are, in part, a major reason why older adults' experience difficulties when operating appliances. Hurtienne et al. (2013) draw attention to older adults' processing abilities, or lack of it, and the wider range of information-processing activities needed to use operational interfaces on domestic information-processing appliances. Central to their argument are insights on the differences between cognitive operational interface issues experienced by older adults.

Studies which focus on older adults' operational interface issues tend to emphasise the needs for: tactile interface design Calypoole et al. (2016); interactivity Duh et al. (2016); operational system design Mayer et al. (2016); usability testing Castro et al. (2015); service design Coelho et al. (2013); and co-design methods Mitzner et al. (2016). Newell et al. (2007) argue that evaluations of operational interfaces on domestic information-processing appliances with older adults are variable. They argue that studies present data collection methods which fail to interpret older adult's interactions, processes and activities. They suggest that observations of older adults' in accordance with these factors present methodological challenges and opportunities for user-centred design. One significant challenge is identifying the variances in ageing and age-related decline.

Identifying heterogeneity in the ageing process presents design challenges and opportunities for product designers Kawamoto (2013). Studies suggest that there is diversity of older adults' attention levels, concentration, perceptual load, cognitive load and word comprehension Yen (2013). Dah



(2016) argues that there is a misunderstanding of heterogeneity in the ageing process. He points out that this is only one way to explain the inadequacies of operational interfaces for older adults. He suggests that older adults are disadvantaged by operational interface designs that focus on frailty and diseases, rather than the transitional process of ageing. Clay & Barrel (2013) show that on many occasions operational interface designs for older adults are based on misleading stereotypes and unfounded indicators of the ageing process. Peter (2010) observes older adults using products and suggests that older adults, like products, have personalities and characteristics of interactions. Furthermore, Atkinson et al. (2010) suggest that definitions of these characteristics of interactions are needed to specify design requirements for operational interfaces for older adults. Their study is particularly interesting, because they argue that there are significant differences in older adults' behaviours, processes, activities, actions and operations when they experience difficulties using operational interfaces.

### **2.3 Review of Standards & User Centred Design Guidelines**

This sections sets out the key international standards in the area of user-centred design, however, many of the standards have coverage of design for reduced capabilities. The main body of standards in this area are those produced by the International Organization for Standardization (ISO). In addition to standards, there are a large number of user centred design guidelines that have been published by individuals and organisations. When designing a domestic information-processing appliance it can be worth consulting these types of guidelines . There are also guidelines that provide

recommendations concerning usability of different types of products, systems and services for users with disabilities.

Standards and user centred design guidelines can be divided up into four main categories.

- Understanding accessibility issues.
- Understanding system issues.
- Describing end user requirements and defining desirable properties of products.
- Re-engineering existing designs by redeveloping or adapting elements.

The standards and user centred design guidelines shown in Table 2.2 set out requirements. Few provide an understanding of the human activities when performing a task with a domestic information-processing appliance, the context of use, operational user interaction, or instructional material characteristics. Table 2.2 shows the sources used. Standards and guidelines tend to be limited to classifications and guidance in four areas: understanding, engineering, re-engineering and describing operational interfaces.

**Table 2.2 (a) Sources used for the Review of Standards & User Centred Design Guidelines**

British Standards & European Legal Frameworks	Source	Brief description of use
The Inclusive Design Toolkit Clark (2000) <a href="http://www.inclusivedesigntoolkit.com/betterdesign2/">http://www.inclusivedesigntoolkit.com/betterdesign2/</a>	A tool for understanding customer diversity to design better mainstream products	<b>Understanding accessibility issues</b>
Heuristics of Usability Nielsen (1995) <a href="http://www.nngroup.com/articles/ten-usability-heuristics/">http://www.nngroup.com/articles/ten-usability-heuristics/</a>	Ten general principles for interaction design	<b>Understanding accessibility issues</b>
System Usability Scale <a href="http://www.usability.gov/how-to-and-tools/methods/system-usability-scale.html">http://www.usability.gov/how-to-and-tools/methods/system-usability-scale.html</a>	A tool for measuring the usability of domestic information-processing appliances	<b>Describing end user requirements and defining desirable properties of products</b>
Activity – Centred Design: An Ecological Approach to Designing Smart Tools and Usable Systems (Acting with Technology) Gay & Hembrooke (2004)	Ecological Approach to Designing	<b>Describing end user requirements and defining desirable properties of products</b>
The Design of Everyday Things Norman (2013)	Product Usability Guidelines	<b>Describing end user requirements and defining desirable properties of products</b>

**Table 2.2 (b) Sources used for a Review of Standards & Guidelines**

British Standards & European Legal Frameworks	Source	Brief description of use
ISO-IEC Guide 71:2014 - Guide for Addressing Accessibility in Standards	A guide with information about Understandability in Clause 6.2.6	<b>Understanding accessibility issues</b>
ISO-IEC Guide 71:2014 - Guide for Addressing Accessibility in Standards	A guide with information about People in Clause 7 and Terminology in Clause B	<b>Describing end user requirements and defining desirable properties of products</b>
ISO 9241-210:2010 - Ergonomics of human-system interaction – Part 210:	Human-centred design for interactive systems - the international standard on designing human-centred systems	<b>Re-engineering existing designs by redeveloping or adapting elements</b>
PAS 1365:2015 - Codes of practice for the recognition of dementia-friendly communities in England	Recommendations for how to develop a dementia-friendly community	<b>Describing end user requirements and defining desirable properties of products</b>
DD ISO/PAS 18152:2003 - Ergonomics of human-system interaction	Specification for the process of assessment of human-system issues	<b>Understanding system issues</b>
ISO/TR 16982:2002 - Ed 1 Ergonomics of human-system interaction	Usability methods supporting human-centred design	<b>Engineering or designing new systems of product part by redeveloping or adapting interaction techniques</b>
BS EN 301549:2015 - Accessibility requirements suitable for public procurement of ICT products and services in Europe	An overview of Mandate M 376 & Mandate M 473 - describes the requirements for software accessibility defined in EN 301 549 and includes 'Design for All' in relevant standardization initiatives according to a feature-based approach	<b>Describing end user requirements and defining desirable properties of products</b>
PP 7310:1990 - Anthropometrics: An introduction	Anatomical configurations, Human body, Size, Ergonomics and Anthropometric characteristics	<b>Re-engineering existing designs by redeveloping or adapting elements</b>
The 7 Principles and 29 Guidelines for Universal Design <a href="http://universaldesign.ie/What-is-Universal-Design/The-7-Principles/">http://universaldesign.ie/What-is-Universal-Design/The-7-Principles/</a>	Guidelines on balanced design selection criteria	<b>Describing end user requirements and defining desirable properties of products</b>
Universal Design – Product Evaluation Countdown <a href="http://www.ncsu.edu/ncsu/design/cud/pubs_p/docs/UDPEC.pdf">http://www.ncsu.edu/ncsu/design/cud/pubs_p/docs/UDPEC.pdf</a>	A tool for rating a product on a Likart Scale – (Universal Design in reverse order)	<b>Describing end user requirements and defining desirable properties of products</b>

Publications and tools such as the code of practice for the recognition of dementia-friendly communities in England (PAS 1365:2015) and the inclusive design toolkit Clark (2000), give guidance and recommendations on how to assess older adults' interactions and information-processing activities using operational interfaces on domestic information processing appliances. Although there are guidelines for designing user interfaces for older adults available online, they are general in nature and not explicitly related to the functionalities of specific domestic appliances such as microwave ovens and washing machines. Moreover, there is limited guidance for assessing and testing the usability of microwave oven and washing machine operational interfaces. Furthermore, fewer publications provide tools or methods for the assessment of older adults' interactions and information-processing activities. The majority of publications tend to focus on older adults' physical capabilities rather than their intellectual or information-processing capabilities.

## **2.4 How Older Adults Use Operational Interfaces**

Rogers et al. (2005) argue that operational interface design solutions focus mainly on ergonomic design. Brajnik (2014) evaluates the strengths and weaknesses of several operational interface experience models. Their study describes how to implement certain ergonomic design factors for older adults. However, Malinowsky et al. (2010) argues that to resolve operational interface issues, studies should consider how older adults use operational interfaces.

Rodriguez (2012) argues that product designers should consider interactions and information-processing activities to understand all aspects of user-

product interactions. They argue that product designers devote attention to design solutions that compensate for specific sensory, motor and visual difficulties related to the ageing process. Furthermore, he suggests that if the needs of older adult are to be met, older adults' information-processing abilities and activities need to be identified.

(Frohlich et al. 2012a & 2012b) and Frohlich et al. (2013) argue that subjective difficulties reported by older adults tend not be adequately documented in research studies. Lim et al. (2012) shows the relevance of subjective difficulties to levels of reported operational interface issues. They argue that the ways in which older adults learn about operational interfaces differ. They suggest that older adults' ease of learning how to use operational interfaces is due, in part, to experiences with technology. Frohlich et al. (2012) argue that older adults understandably make adjustments in process when learning about operational interfaces or faced with operational interface difficulties. Their study observes that adjustments in older adults' processes are important for information-processing. Sonderegger et al. (2016) argue that time duration and speed of adjustments are indications of older adults' processing abilities.

Sengpiel (2011a) argues that operational interfaces in the home present challenges for older adults and opportunities for product designers. Imai et al. (2010) disagrees with Sengpiel (2011b), however, they argue that in recent years additional and unnecessary features on operational interfaces have been added. They observe that operational interfaces are changed, revamped or renewed annually for the same model of appliances. They identify that these additional features on operational interfaces cause major

operational interface issues for older adults. Imai et al. (2010) argue that older adults struggle to use new and ever changing operational interface designs.

Shi & Setchi (2012) observe the effects of these operational interface features on older adults' interactions and information-processing abilities. They argue that older adults' information-processing and interactions could provide an understanding of improved design requirements. de Barros's (2014) concluded that older adults' experienced difficulties when interacting with operational interfaces. He argues that operational interfaces incorporate advanced information and communication technologies far beyond what is needed for everyday use. Rose et al. (2010) observe that when faced with challenging operational interfaces older adults increase their rate and readiness to use compensatory strategies. Their study identifies that older adults 'improvise' and seek 'interventions' when operational interface issues occur. Kawamoto et al. (2014) argues that advancements in technology have allowed the emergence of new operational interfaces, however, these non-conventional operational interfaces conflict with older adults' natural processes.

Finucane (2010) observes variances in older adults' processing which affects their ability to use task-specific knowledge. He shows that the decision-making competences of older adults are impaired by operational interfaces. Mitzner et al. (2016) argue that information access is, in part, the main cause of older adults' slow adoption of digital technologies. They give reasons for their conclusions, stating that perceptions about its usefulness are poor. According to Mitchell et al. (2013) older adults tend to monitor the

information required to discern the task. Boman et al. (2012) and Ghayas et al. (2013) identify mismatches between information and operations. Mitchell et al. (2010) identify that irrelevant information is more likely to affect older adults' information-processing abilities. However, they suggest that there is uncertainty about how older adults use information (irrelevant or relevant) to inform the task. They observe that older adults fail to recognise, understand, interpret and make connections between instructional information on operational interfaces. Old & Naveh-Benjamin (2008) and Old & Naveh-Benjamin (2012) concur with Mitchell et al. (2010), however, they argue that there is a disconnection between the information and its meaning in a real world context. Moreover, their study shows that information designs negatively affects older adults' information-processing ability this, in turn, affects interactions. One shortfall of their study is that they fail to specify the different sources of information which are attributes to information-processing and interaction difficulties.

Black & Burr (1996) evaluate design weaknesses of domestic information-processing appliances. They suggest that operational interfaces on domestic information-processing appliances should be more flexible and less 'concrete' and 'solid'. They argue that 'concrete' and 'solid' operational interfaces do not facilitate users' information-processing needs. One theory, proposed by Zajicek (2004) is that operational interfaces on washing machines and microwave ovens are not suited to the wider range of information-processing strategies used by older adults. Ferreira et al. (2014) argue that the successful use of operational interfaces depends on the careful selection of adaptable operational interface features.



Bodker (1987), Bodker (1989), Bodker (1995), Bodker (2006) and Bodker & Sundblad (2008) describe three categories of operational interface features: physical aspects, handling aspects and information aspects. Unlike other studies, their study provides a method for describing users' interactions with operational interfaces on domestic information-processing appliances. Bodker et al. (2008) suggest that when operational interface issues occur, these categories can be used to explain how older adults use operational interfaces when subconscious actions become conscious activity. Winograd & Flores (1986) refer to the behaviours as 'interaction breakdowns' and 'focus-shifts'. Langdon & Thimbleby (2010) argue that characterising the user-product relationship has the potential to improve operational interfaces. Lockton et al. (2010) go further, suggesting that operational interfaces influence older adults' behaviours positively if they provide guidance on operational procedures.

Brewster et al. (1994) identify the effects of operational interfaces which give little guidance. They observe how users interact with poor operational interface; continuously moving between operational interface features. They describe these behaviours as 'kangarooing'. Lockton et al. (2010) argue that older adults exert a large amount of effort and time in the behaviours in endeavours to search for the most appropriate operational interface features. Norman (2013) attributes the behaviours to ill-defined operational interface design layouts. Newell et al. (2007) suggest that product designers should develop empathy for older users to resolve these issues. Kaptelinin & Nardi (2006) and Kaptelinin (1996) concur with Norman (2013) and Newell et al. (2007), however, they argue that product designers must develop an

understanding of how older adults use operational interfaces to conduct an information-processing activity. Their study shows ways in which older adults' activities are improved by understanding their design requirements.

Riedl et al. (2012) argue that despite all that is known about improving operational interfaces for older adults, they still present older adults with impediments to workflow activity. Johnson et al. (2010) argue that these impediments increase older adults' stress levels which, in turn, impacts on performance. Old & Naveh-Benjamin (2012) and Old & Naveh-Benjamin (2008) suggest older adults' pre-learned actions, operations and activities should be studied to improve operational interfaces. Their study shows the merit of making connections between operational interface features and operational sequences used in the real world. Both studies weigh up the importance of operational interfaces which presents operational sequences used in older adults' real life experiences. Moreover, it is Old & Naveh-Benjamin (2008) study that emphasises the opportunities which lies in building links between human activities, operational sequences and operational interface design.

## **2.5 Designing Operational Interfaces for Domestic Information Processing Appliances**

All users benefit from information presented simply and clearly. Duh (2016) argues that the premise that designing domestic information processing appliances for older adults could become a costly expense is a misapprehension. Joe et al's (2015) study shows that operational interfaces for older adults do not always result in multiple operational interface designs

with variability in information design. Their study identifies that information design on operational interfaces has become increasingly popular, however, they argue that the information on operational interfaces tend not to be formally tested to assess its usability. They point out that traditional rigorous methods used for the analysis and evaluation of operational interfaces such as inclusive design methods, user centred design methods and human centred design methods takes a significant amount of time to implement. Park (2011) shows the relevance of good information design. His study shows that tacit and explicit knowledge derived from older adults' operational series can be used to improve information design on operational interfaces. Davenport et al. (2012), Nygard et al.(2012) and Boman et al. (2012) argue that operational sequences in a real world context is often overlooked as a way to categories operational interface features and procedures. Shi & Setchi (2012) point out that the archetype of older adults operational sequences is based on older adults' background knowledge, memory and experience.

Rodríguez (2012) argues that product designers should ensure that the cognitive needs and aspirations of older adults are taken into consideration. He argues that additional cognitive assessment methods should be used to establish operational interfaces for older adults. Clarkson & Coleman (2015) concur with Rodríguez (2012), however, they argue that to achieve success in activities of independent living, product designers require new approaches to designing domestic information processing appliances. Coelho et al. (2013) point out that designing a domestic information-processing appliance

differs from designing traditional desktop or web applications because of the distinct context surrounding their use.

Joe et al. (2015) suggest that tools and frameworks to evaluate operational interfaces, in the context of activities of daily living, are few in number. Lin et al. (2016) identify the need for tools and methods to develop context specific operational interfaces. National Eye Institute (2008) and Charles (2007) identify two context specific areas for improvement: reading and information recognition. Pieter (2008) observes domestic information-processing appliances in use and suggests that design tends not to offer older adults affordances to facilitate reading and information recognition. Moreover, the information tends not to be presented in clear operational sequence. Cronin-Golomb et al. (2007) identify spatial reasoning as a key aspect of older adults' reading and information recognition abilities. Polat et al. (2003) identify that colour and contrast could be advantageous to older adults to facilitate classifying, categorising and recognition of information. Ganneau et al. (2008) identify that older adults require information which is presented in lists.

Studies describe principles for improving the performance of appliances such as microwave ovens Fan et al. (2012). However, a limited number of studies describe design principles for good operational interface design for domestic information-processing appliances such as microwave ovens and washing machines. Mugge & Schoormans (2012a) argue that there is a lack of verification of operational interface designs on these types of kitchen appliances, and that consumers are more likely to view new and novel operational interfaces as good operational interfaces. Their study points out

that those consumers perceive newness and novelty of operational interface design as an indicator of the appliances' high levels of technological performance and innovation. Hutchison et al. (1997) argue that novelty is neither required nor desired by older adults. In fact, they suggest that as more emphasis is placed on technological advancement, older adults find the application 'awkward' and 'confusing' to use. Rafferty et al. (2015) argue that adopting a more rigid approach to the selection of operational interface features has the potential to address these types of operational interface issues.

Branjnki et al's (2014) study shows that a framework that encompasses several user experience characteristics has the potential to describe how certain design factors affect older adults' experiences. However, Kaptelinin & Nadi (2006) and Kaptelinin (1996) argue that frameworks of user experience characteristics fail to identify why interruptions to users' workflow activity occur. Bodker (1987), Bodker (1989) and Bodker (2008) argue that evaluations of human activity provide an opportunity for the development of a coding scheme which connects users' actions, activities and operations. Lockton et al. (2010) argue that the benefit of a coding scheme lies in its ability to code older adults' activities and goals. Rose et al. (2010) point out that analytical and descriptive frameworks lack distinctive quantitative data. Joe et al. (2015) identify the potential that lies in the evaluation of older adults' think-aloud data. Finucane (2010) observe that older adults' think-aloud data can be used to identify events and episodes in interaction and information-processing activities that warrant further exploration. He explains that a coding scheme could provide insights on older adults' information-

processing acquisition behaviours. Carmichael et al. (2007) show that the identification of older adults' interactions and information-processing activities requires a combination of methods: a coding scheme with analytical and descriptive codes and video-recordings of observations. Their study suggests that combining methods has the potential to give new insights on the differences of older adults' interactions and information-processing activities.

Newell et al. (2007) and Zajicak (2004) argue that methodologies for involving older adults' information-processing activities and interactions are inadequate. There are several examples of systematic coding schemes for evaluations information-processing acquisition behaviours Arunachalam & Sasso (1996), Atman et al. (1999), Ateca-Amestoy & Ugidos's (2013) and Hughes & Parkes (2003). Few studies consider older adults' interactions and information-processing activities using operational interfaces on domestic-information-processing appliances. Ateca-Amestoy & Ugidos's (2013) describe the multidimensional, complex combination of physical and psychological challenges, skills levels, achievement threshold, concentration level, and working memory used by participants' to process and acquire information. Their study shows that quantifiable description of user-product interactions demands the capture of verbal and non-verbal data.

Mitchell et al. (2013) identify the significance of capturing older adults' verbal and non-verbal data when studying older adults' attention. They argue that older adults' selective attention (reacting to certain visual or auditory information) is affected by the ability to perceive or ignore stimuli such as visual or auditory information. Mitchell et al. (2010) argue that studies tend

not to focus on 'disruptive sources' which affect selective attention. Van der Wardt et al. (2012) concurs with Mitchell et al. (2010), however, they conclude that there is a relationship between process, acquiring information and selective attention. Bryman & Cramer (2002) identifies that an analysis of the language used in task interpretations could provide patterns and themes of theoretical importance. Borsch-Supan (2013) indicates that an analysis of language used in task interpretations has the potential to identify subtle changes and variations in adjustment behaviours. Mitchell et al's (2010) and Young et al. (2012) argue that fewer studies quantify these relationships in relation to heterogeneity in older adults. However, neither author's highlights its importance to the design of operational interfaces on domestic information-processing appliances.

## **2.6 Summary**

The purpose of the literature review carried out as part of this research was to provide an understanding of the changing needs of older adults. Conclusions were used to determine ways in which the design of operational interfaces for older adult could be improved. The literature review concludes that there are a limited number of user centred design research studies that studied older adults' selective and perceptual attention, concentration, perceptual load, cognitive load and word comprehension. In addition, inclusive and user centred design studies devote attention to designs that compensates for specific sensory, motor and visual difficulties related to the ageing process.

The picture emerging from the literature is summarised through the following points.

- In activities of daily living, information-processing is an aspect of interactions with domestic information-processing appliances.
- Older adults experience difficulties with operational interfaces on domestic information-processing appliances.
- Older adults devise compensatory strategies to cope with experienced difficulties.
- Older adults depend on good information design on operational interfaces.
- Current operational interfaces fails to support the needs of diverse older adults.
- Little has changed in terms of approaches to design and development of domestic information-processing appliances.

The literature review emphasises the first steps needed to design improved operational interfaces for older adults. Opportunity lies in the development of a coding scheme to collect data for analysis on older adults' interactions and information-processing activities. The benefit lies in the definition of user-interactions and information-processing activities. These research studies will assess older adults' behaviours, intentions and activities using domestic information-processing appliances. In this research study, information used in the task is of interest.

The thesis argues that coding schemes tend not to translate older adults' real-world experiences using domestic information-processing appliances.



Moreover, the information used in the task is the main cause of older adults' inability to successfully complete operations with the appliance. The coding scheme will be used to: code the use of information; and identify contradictions observed in older adults' operation sequences, activities or actions. In addition, a coding scheme will describe older adults' information-processing activities and interactions. Developing a coding scheme from empirical studies is an outcome of this research study. The research methodology used to define the coding scheme (data collection and analysis tool) is described in Chapter 3.

## **Chapter 3 Methodology**

The purpose of this chapter is to explain the methodological approach used in this research. After an initial description of the methodological framework, an explanation of the research case studies is provided. Following this, a description of the participants and case studies are given. Combinations of participants, case studies and research instruments are outlined. In addition, case study appliances, associated instructional materials and other resources are presented. Finally, a description of the research process is outlined.

### **3.1 Methodological Framework**

Studies have shown that older adults' abilities to use domestic appliances depend on three closely linked factors: operational interface design, visual information, and clear sequential operations on appliance user interfaces Higgins & Glasgow (2012). Evaluations of older adults' abilities, more often than not, focus on tactile interface design elements, levels of user interface interactivity and menu design facilitated by usability testing. This has resulted in studies focused on older adults' abilities, or lack of abilities, rather than a consideration of the task conditions and human activities. Information inconsistency is a major concern to older adults. (Frohlich et al. 2012a, 2012b & 2013) argue that user interface designs need to reflect an overarching process where the usage process provides context for actions, operations and activities. Providing adequate instructions and directions is key to improved interactions, specifically categories and features on user

interfaces aimed at improving support for older adults understanding information conveyed across all forms of instructional materials.

Information accessibility and inconsistency are potential barriers to improving older adults' interactions and information-processing. Differences in the ways in which older adults' behave using domestic appliances fail to recognise the diverse use context in human activity. Rose et al. (2010) observe that when faced with challenging operational situations, older adults when compared with younger adults the increase use of compensatory strategies. Rose et al. (2010) provide insights into older adults' subjective experiences suggesting that older adults improvise and seek interventions when faced with operational difficulties. One shortfall of the study is that it fails to specify the various conceptual elements in relation to information used by older adults during improvisation and intervention episodes. For example, the study does not take account of participants' previous experiences in using domestic appliances which lead to pre-learned actions, operations and activities when using new domestic appliances in purposeful context.

Disconnections between information sources and their meaning in a real world contexts has negatively affected older adults' information-processing ability and, in turn, interactions. Furthermore, Jones & Sarter (2008) emphasise the importance of identifying and linking human activities to operational sequences and user interface design suggested by Rose et al. (2010). Current data collection methods fail to interpret interactions, process and activities. Moreover, Old & Naveh-Benjamin (2008) and (2012) suggest that older adults' information-processing abilities and activities need to be

identified to align with the use of inconsistent information provided by multiple sources, e.g., washing instructions and labelling on clothing. On occasions there are mismatches between information and purpose, in the context of the specified human activity Boman et al. (2012). Variance in older adults' information-processing and task-specific knowledge affects decision-making competences. Their study suggests that older adults tend to monitor the information required to discern the tasks' purpose. This suggests that there is uncertainty in the ways that older adults use information irrelevant or relevant to inform performance in task.

This research explored information-processing activities and interactions amongst older adults through an investigation of older adults' experiences and perceptions of information-processing activities and interactions when operating domestic information-processing appliances. Including the factors which inform operations such as information source materials such as operational user interfaces, manuals, and additional information source materials. Naturalistic inquiry case study methods were used to focus on participants' actions, activities and goals. Sonderegger et al. (2016) argue that time duration and speeds of adjustments are quantifiable indications of older adults' processing abilities. These thematic qualitative data analysis methods were used to identify and describe characteristics of human activity and user- product interactions. The following aspects of human activity and user- product interactions were considered physical, handling and visual instructions.

- Physical aspects: related to the form and overall shape of the physical appliance.

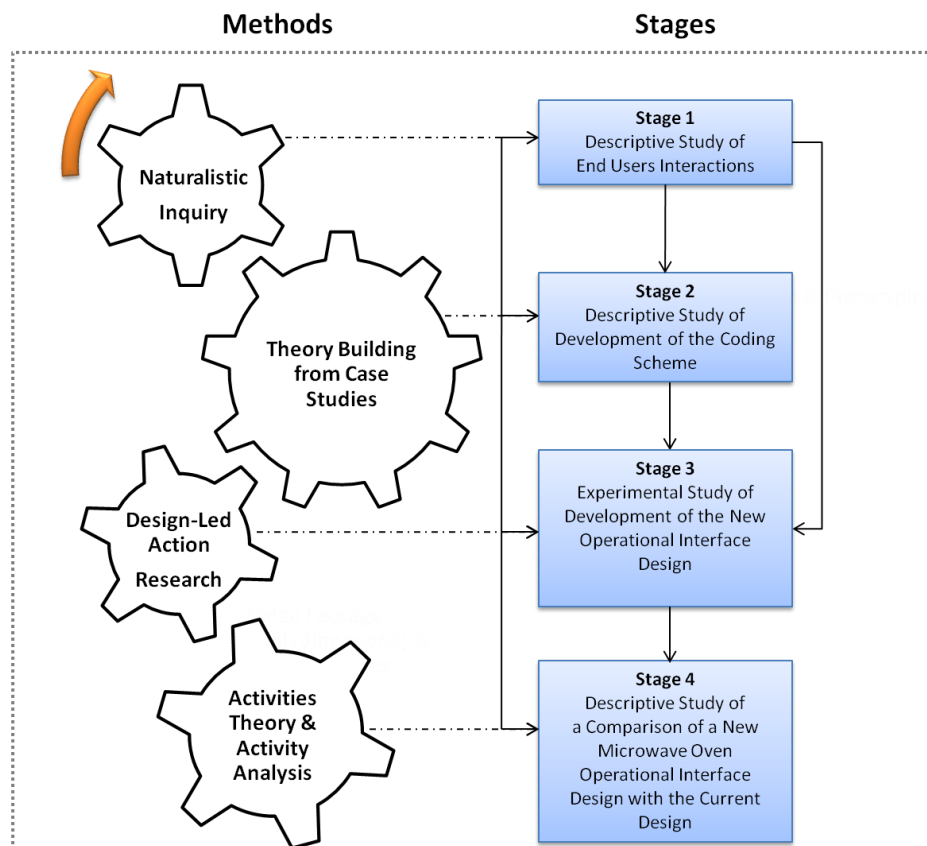
- Handling aspects: related to features and elements to be operated by the hand such as switches, plugs, buttons, and control knobs.
- Visual instructions such as text, symbols, images, icon representation, and lettering on the appliance or the instructional materials.

Participants' verbal protocol and protocol traces using the microwave oven were coded and analysed. The following five criteria were used to analyse participants' interactions, information-processing and interruptions to workflow with the microwave oven, washing machine and information source materials.

- The mean time spent in information-processing activities.
- The mean time spent in interaction activities.
- The mean time spent in impediments to workflow.
- Duration of time spent in multiple information-processing activities.
- Duration of time spent in multiple interactions.

The methodological framework was devised to look for the existence of constant relationships between events of interaction breakdowns and focus-shifts. Blaikie (2000) study of positivism provided methods to make sense of discrete and observable events. Research methods were brought together to enable the identification of interaction breakdowns and focus shifts through deductive reasoning. Learning from this process was used to develop a categorisation scheme for information-processing activities, interactions and impediments to workflow which, in turn, was used to inform the development of a coding scheme for use in the design of operational interfaces for older adults.

The research brought together a number of descriptive and experimental research methods. Key stages in the research process are summarised in Figure 3.1. It shows the four key stages in the research methodology. In the next section, each stage of the research methodology is described in detail. Prior to commencing the main research study, ethical clearance was sought from the Chair of the MaPS and Engineering Joint Faculty Research Ethics Committee (See Appendix B).



**Figure 3.1** Key Stages in the Research Methodology

### **3.1.1 Stage 1: Descriptive Study of End User Interactions**

In Stage 1, the descriptive case study built on the literature. Two empirical studies with two participants, one using a washing machine and the other using a microwave oven were carried out. Naturalistic inquiry methods described by Lincoln & Guba (1985) were used to identify operational interface design goals, through observations of older adults using operational interfaces on domestic information-processing appliances. Each participant was asked to carry out an activity of daily living: wash laundry using a washing machine; and heat a ready meal using a microwave oven. Participants were asked to interact and talk-aloud. Data was video-recorded and transcribed using methods described by Ericsson & Simon (1998), Bodker (1995) and Suchman & Trigg (1991). Participants' characteristics of interactions using the microwave oven and the washing machine were identified. Evaluative performance criteria were derived. These were used as the driver for the new operational interface design derived in Stage 3.

### **3.1.2 Stage 2: Descriptive Study of Development of the Coding Scheme**

In Stage 2, the descriptive case study used video footage of the participant using the microwave oven to derive the coding scheme. Data from Stage 1 was analysed to establish a framework to enable the assessment of the interactions and information-processing activities. Descriptions of interaction breakdowns and focus-shifts described by Winograd & Flores (1986) and Engestrome (1987) and information-processing skills described by Anderson & Krathwohl (2001) were used to define the participant's interactions and information-processing activities.

Theory building methods described by Eisenhardt (1988) and Eisenhardt (1989) and Bourgeois & Eisenhardt (1989), and Carlile & Christensen (2004), in addition, thematic qualitative data analysis methods described by (Kings (2004) and Gibbs (2008) were used to identify codes and categories for interactions and information-processing activities. A coding scheme for use in the assessment of participants' interactions and information-processing activities was established. The coding scheme was used in Stage 4.

### **3.1.3 Stage 3: Experimental Study of Development of the New Operational Interface Design**

In Stage 3, experimental case studies were used to derive an alternative operational interface design for use in the assessment of participants' interactions and information-processing activities. Design-led action research methods described by Fendt & Kaminska-Labbe (2011), van de Ven's (2007) and van de Ven's (2006) were used to derive a new microwave oven interface that facilitated participants' improved interactions and information processing activities. The new operational interface design was used in Stage 4.

### **3.1.4 Stage 4: Descriptive Study of a Comparison of a New Microwave Oven Operational Interface Design with the Current Design**

In Stage 4, descriptive case study were used. Two empirical studies with eight participants, four using a new microwave oven interface and the others using a current microwave oven interface were carried out. Comparisons were made between participants using the two interfaces to assess participants' interactions and information-processing activities. Data was collected and analysed using the coding scheme. Case study methods



suggested by Carlile & Christensen (2004), Yin (1994) and Yin (2009) were used to compare data for empirical studies. Results were recorded in tables and figures.

### **3.2 Participants & Case Study**

Thirty two participants initially agreed to take part in the usability studies. The sample required participants male and female aged between 65 and 75 years old. It was explained that participants would partake by carrying out a series of task activities with a variety of working commercial domestic consumer appliances, have their actions video recorded, and identify aspects of displays and controls which might cause user dissatisfaction. Thirty two participants arrived at initial workshops, thirty one were female one was male, but only nine agreed to be videotaped performing tasks with the case study interfaces.

Table 3.1 shows the age ranges of the twelve participants used in the overall research study. Case study participants' age ranged between 55 and 75 years-old. Age boundaries identified by Salthouse et al. (2003) and Richardson et al. (2012) were used to select older adults with natural age-related cognitive and physical decline. Methods used to recruit participants are given in (Appendix C). The instructional materials used in the study are also given in (Appendix D). In the research study, participants and case studies were used in various ways. Table 3.1 shows the ways in which participants, case studies and research instruments used in the research study.



**Table 3.1** Participants, Case Studies & Research Instruments

Combinations of participant, appliance and interface used	Research Instruments	
Participants	User interface	Instructional Materials
(DH) Aged 67	Current microwave oven operational interface	Meal Packaging & Manual
(AD) Aged 68	Current microwave oven operational interface	Meal Packaging & Manual
(JB) Aged 72	Current microwave oven operational interface	Meal Packaging & Manual
(ST) Aged 74	Current microwave oven operational interface	Meal Packaging & Manual
(SL) Aged 65	New microwave oven operational interface on an iPad	Written instructions & Meal Packaging
(CMK) Aged 69	New microwave oven operational interface on an iPad	Written instructions & Meal Packaging
(JH) Aged 70	New microwave oven operational interface on an iPad	Written instructions & Meal Packaging
(JH) Aged 74	New microwave oven operational interface on an iPad	Written instructions & Meal Packaging

### 3.3 Combinations of Participants, Case Studies & Research Instruments

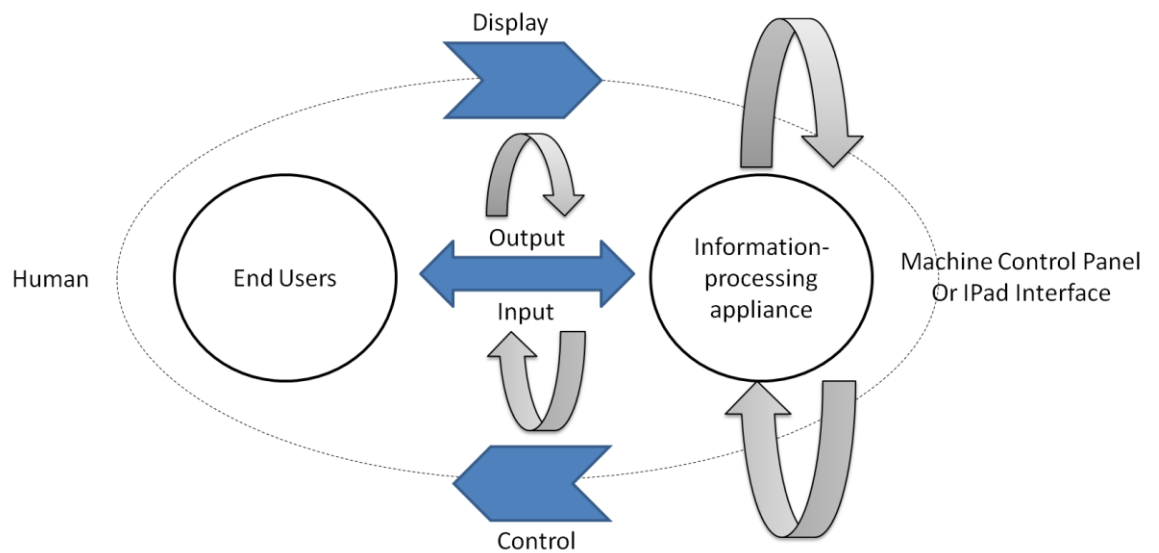
Table 3.2 shows combinations of case study, appliances and user interfaces used in the research study. Case study numbers were based on observational study methods described by Erlandson et al. (1993). Participant numbers were consistent with recommendations made by Erlandson et al. (1993).

**Table 3.2** Combination of Participants, Case Studies & Research Instruments

Stage 1		
Combinations of participant, appliance and interface used	Research Instruments	
Participants	User interface	Instructional Materials
GP (female) aged 55	Washing machine operational interface	Manual and clothing labels
MW (female) aged 68	Microwave operational interface	Manual and ready meal packaging
Fourteen responses to online feedback questions	Microwave operational interface	Manual
Stage 2		
Combinations of participant, appliance and interface used	Research Instruments	
Participants	User interface	Instructional Materials
GP (female) aged 55	Washing machine operational interface	Manual and clothing labels
MW (female) aged 68	Microwave oven operational interface	Manual and ready meal packaging
Stage 3		
Combinations of participant, appliance and interface used	Research Instruments	
Participants	User interface	Instructional Materials
VA (female) aged 61	Microwave oven operational interface	Manual and ready meal packaging
FG (female) aged 68		
TC (male) aged 58		
Stage 4		
Combinations of participant, appliance and interface used	Research Instruments	
Participants	User interface	Instructional Materials
(DH) Aged 67	Current microwave oven operational interface	Meal Packaging & Manual
(AD) Aged 68	Current microwave oven operational interface	Meal Packaging & Manual
(JB) Aged 72	Current microwave oven operational interface	Meal Packaging & Manual
(ST) Aged 74	Current microwave oven operational interface	Meal Packaging & Manual
(SL) Aged 65	New microwave oven operational interface on an iPad	Written instructions & Meal Packaging
(CMK) Aged 69	New microwave oven operational interface on an iPad	Written instructions & Meal Packaging
(JH) Aged 70	New microwave oven operational interface on an iPad	Written instructions & Meal Packaging
(JH) Aged 74	New microwave oven operational interface on an iPad	Written instructions & Meal Packaging

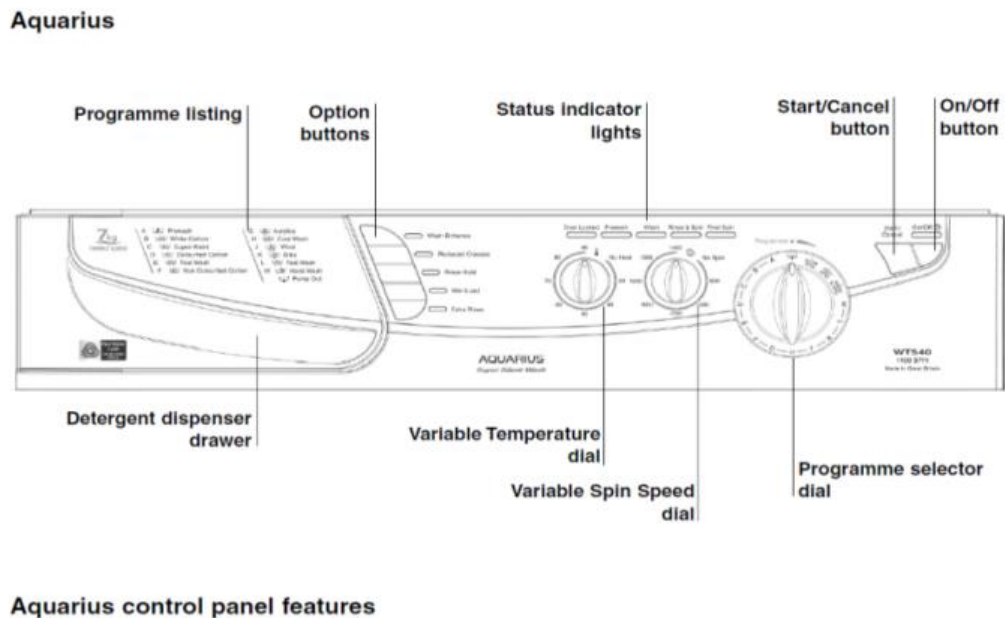
### 3.4 Case Study Appliances, Associated Instructional Materials & Other Resources

Case study analysis was conducted through the human-machine loop model described by Pheasant (1986). Figure 3.2 illustrates the analysis methods used in each case study. It puts into context participants' activities, actions, operations and goals. Figure 3.2 shows the multi-modal activities, interactions and information-processing activities involved in the activities of daily living.

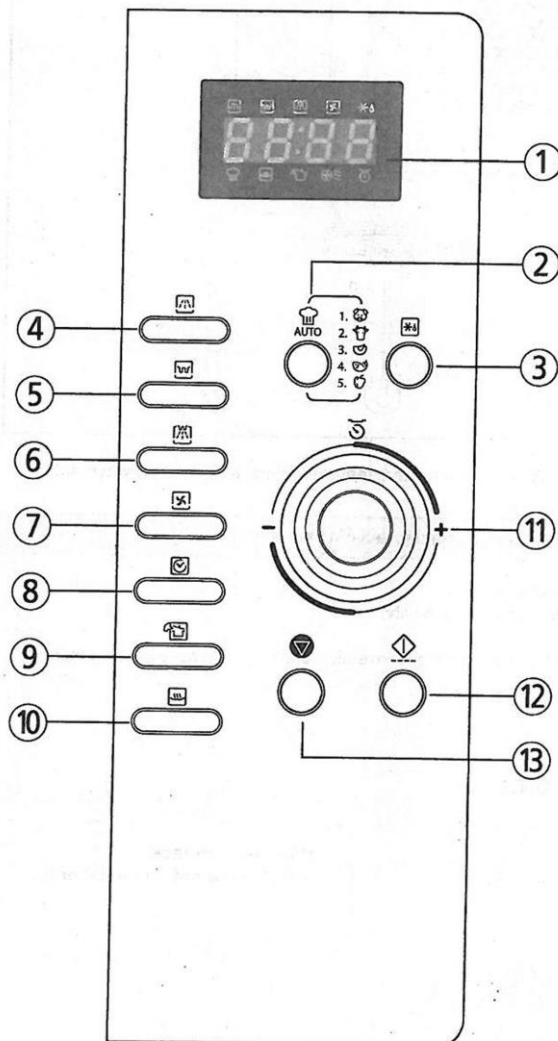


**Figure 3.2** Structure of each Case Study Analysis using the Model of Human Machine Loop Adapted from Pheasant (1986)

Figure 3.3 illustrates the washing machine interface and its operational interface features. The appliance interface was analysed in Stages 1, 2 and 3. Figure 3.4 illustrates the microwave oven interface and its operational interface features. This appliance interface was analysed in Stages 1, 2, 3 and 4. Figure 3.5 illustrates the new microwave oven interface and its operational interface features derived in Stage 3. The new interface was analysed in Stages 4.



**Figure 3.3** Washing Machine Operational Interface (used in Stage 1 2 & 3)



**KOC-9Q3T7S**

- ① **Display** : Cooking time, power level, program indicators and present time are displayed.  
 MW (☐): When blinking, the oven is operating in MICROWAVE COOK mode.  
 Grill (☐): When blinking, the oven is operating in GRILL mode.  
 Combi (☐): When blinking, the oven is operating in COMBI mode.  
 Convection (☐): When blinking, the oven is operating in CONVECTION mode.  
 Defrost (\*): When blinking, the oven is operating in DEFROST mode.  
 Auto-cook (☐): When blinking, the oven is operating in AUTO COOK mode.  
 Warm (☐): When blinking, the oven is operating in WARM mode.  
 Steam Cleaning (☐): When blinking, the oven is operating in STEAM CLEANING mode.  
 gram (☐): When blinking, the oven is operating in weight input mode.
- ② **Auto cook** : Used to cook or reheat.
- ③ **Defrost** : Used to defrost foods.
- ④ **MW** : Used to set power level of the microwave.
- ⑤ **Grill** : Used to select grill mode.
- ⑥ **Combi** : Used to select combi mode.
- ⑦ **Convection** : Used to select convection mode and selected temp.
- ⑧ **Clock** : Used to set clock.
- ⑨ **STEAM CLEANING** : Used to clean the inside of the oven
- ⑩ **Warm** : Used to keep the food warm.
- ⑪ **Dial knob** : Used to set time, weight and quantity.
- ⑫ **START/SPEEDY COOK** : Used to start a program or a speedy start(each press adds 30 seconds of microwave cooking time).
- ⑬ **STOP/CLEAR** : Used to stop the oven operation or to delete the cooking data.

**Figure 3.4** Microwave Oven Operational Interface (used in Stage 1, 2, 3 & 4)



**Figure 3.5** New Operational Interface Design of Microwave Oven Put Into An iPad app (used in Stage 4)



An example of the type of ready meal instructional materials used in the study is shown in Figure 3.6.

**F** couches de pâtes aux œufs de poules élevées en plein air, garnies de courges butternut rôties à la sauge et épinards dans une onctueuse sauce tomate et une sauce béchamel au fromage de chèvre

**INGRÉDIENTS** Courge butternut (18%) - Pâtes cuites aux œufs de poules élevées en plein air (18%) - Eau - Tomates - Lait entier - Purée de tomates - Épinards (3%) - Oignons - Chapelure - Huile de colza - Fromage végétarien mi-gras à pâte dure (contient Amidon de pomme de terre) - Fromage de chèvre - Crème - Carottes - Céleri - Beurre non salé - Farine de blé - Amidon de pomme de terre - Pâte de tomates semi-déshydratées - Amidon de maïs - Sucre - Sel - Purée d'ail - Basilic - Purée d'ail rôti - Vinaigre balsamique - Sauge - Gélifiant: pectine - Origan - Poivre noir moulu - Poivre blanc moulu. Pâtes cuites aux œufs de poules élevées en plein air contiennent Semoule de blé dur - Eau - Œuf pasteurisé de poules élevées en plein air.

**Chapelure** contient Farine de blé - Levure - Sel - Huile d'olive.

**Pâte de tomates semi-déshydratées** contient Tomates déshydratées - Huile de tournesol - Pâte de tomate - Vinaigre d'alcool - Sucre - Sel marin - Ail en poudre - Basilic séché - Romarin séché - Poivre noir.

**ALLERGENES** Contient lait de vache, lait de chèvre, œufs, blé, gluten, céleri.

**FOUR** Cuire de préférence au four traditionnel Préchauffer le four. Retirer l'emballage et le film. Placer sur une plaque de cuisson. 190°C 35 min. Pour une garniture encore plus croustillante, cuire pendant encore 10 minutes.

**MICRO-ONDES** La puissance des micro-ondes peut varier. Ce qui suit est donné à titre indicatif uniquement. Retirer l'emballage. Percer le film. Cuire à pleine puissance (100%), 850 W 4 min 30 s. Après la cuisson, laisser reposer pendant 1 minute. Vérifier que le produit est chaud avant de servir. Un temps de cuisson plus important sera nécessaire pour plusieurs paquets. Ne pas réchauffer.

**CONSERVATION** À consommer jusqu'au : voir le devant du paquet. Conserver au réfrigérateur : de 0°C à +5°C. Peut être congelé. Congeler avant la date indiquée. Utiliser dans le mois. Décongeler complètement avant emploi.

**NL** Geroosterde flespompoen met salie, spinazie en een rijke tomatensaus met lagen eierpasta en bechamelsaus met geitenkaas

**INGREDIËNTEN** Flespompoen (18%) - voorgekookte scharreleipasta (18%) - water - tomaten - volle melk - tomatenpuree - spinazie (3%) - uien - broodkruim - raspsaadolie - vegetarische halfvette harde kaas (bevat aardappelmee) - geitenkaas - halfvolle room - wortelen - selderij - ongezuurden boter - tarwemeel - aardappelzetmeel - semi-gedroogde tomatenpasta - maizena - suiker - zout - knoflookpuree - basilicum - gebakken knoflookpuree - balsamicoazijn - salie - geleermiddel: pectine - oregano - gemalen zwarte peper - gemalen witte peper. Voorgekookte pasta van scharreleieren bevat durum-tarwegriesmeel - water - gepasteuriseerde scharreleieren. Broodkruim bevat tarwemeel - gist - zout - olijfolie. Semi-gedroogde tomatenpasta bevat semi-gedroogde tomaten - zonnebloemolie - tomatenpasta - brandewijnazijn - suiker - zeezout - gedroogde knoflook - gedroogde basilicum - gedroogde rozemarijn - zwarte peper. **ALLERGIE-INFORMATIE** Bevat koemelk, geitenmelk, eieren, tarwe, gluten, selderij.

**OVEN** Product bij voorkeur in de oven bereiden. De oven voorverwarmen. Wikkel en folie verwijderen. Product op de bakplaat plaatsen. 190°C 35 min. Verleg de bereidingsijd met 10 minuten voor nog knapperigere kaaskrum. **MAGNETRON** Het vermogen van magnetrons verschilt. Onderstaande tijden dienen enkel als richtlijn. Wikkel verwijderen. De folie doorprikken. Product in de stand 'high' (100%) opwarmen, 850 W 4½ min. Na bereiding product 1 minuut laten staan. Voor het serveren controleren of het product warm is. Voor twee of meer pakken is de bereidingsijd langer. **Niet opnieuw verwarmen.** **BEWAARADVIES** Te gebruiken tot: zie voorzijde verpakking. Bewaren bij: 0 tot +5°C. Geschikt om in te vriezen. Invriezen voor de datum op de verpakking. Binnen een maand consumeren. Voor gebruik geheel ontdoien.

SOURCES	DISPOSAL		
SLEEVE	SLEEVE	TRAY	FILM
FSC MIX C018604	WIDELY RECYCLED	CHECK LOCAL RECYCLING	NOT CURRENTLY RECYCLED

M 0821 391 S

---

**sage roasted butternut squash and spinach in a rich tomato sauce with layers of egg pasta and goat's cheese béchamel**

**FOR BEST RESULTS**  
**COOK IN A CONVENTIONAL OVEN**

Preheat oven.  
Remove sleeve and film.  
Place on a baking tray.

**190°C Fan 170°C 375°F Gas 5**

**35 mins**

To make the topping more crispy, cook for a further 10 minutes.

**MICROWAVE**  
Microwave ovens vary.  
The following is a guide only.  
Remove sleeve. Pierce film.  
Cook on high (100%).

**Cat D 750w Cat E 850w**

**5 mins 4½ mins**

After cooking, leave to stand for 1 minute. Check that product is hot before serving. Two or more packs will require longer cooking time.

**Do not reheat.**

**INGREDIENTS**  
Butternut Squash (18%) - Cooked Free Range Egg Pasta (18%) - Water - Tomatoes - Whole Milk - Tomato Purée - Spinach (3%) - Onions - Breadcrumbs - Rapeseed Oil - Vegetarian Medium Fat Hard Cheese (contains Potato Starch) - Goat's Cheese - Single Cream - Carrots - Celery - Unsalted Butter - Wheatflour - Potato Starch - Semi Dried Tomato Paste - Cornflour - Sugar - Salt - Garlic Purée - Basil - Roasted Garlic Purée - Balsamic Vinegar - Sage - Gelling Agent: Pectin - Oregano - Ground Black Pepper - Ground White Pepper.  
Cooked Free Range Egg Pasta contains Durum Wheat Semolina - Water - Pasteurised Free Range Egg.  
Breadcrumbs contain Wheatflour - Yeast - Salt - Olive Oil.  
Semi Dried Tomato Paste contains Semi Dried Tomatoes - Sunflower Oil - Tomato Paste - Spirit Vinegar - Sugar - Sea Salt - Dried Garlic - Dried Basil - Dried Rosemary - Black Pepper.

**ALLERGY INFORMATION**  
**CONTAINS Cow's Milk, Goat's Milk, Eggs, Wheat, Gluten, Celery.**

**NO ARTIFICIAL COLOURS, ARTIFICIAL FLAVOURINGS, OR PRESERVATIVES**

NUTRITION			
Typical values	per 100g	per pack	
<b>Energy kJ/Energie/Energie</b>	455	1820	
<b>Energy kcal</b>	110	440	
<b>Protein/Protéines/Eiwitten</b>	3.3g	13.2g	
<b>Carbohydrate/Glucides/Koolhydraten</b>	14.4g	57.6g	
<b>of which sugars/dont sucrés/waarden suikers</b>	3.3g	13.2g	
<b>Fat/Lipides/Vetten</b>	3.9g	15.6g	
<b>of which saturates/dont saturés/waarden verzadigd</b>	1.4g	5.6g	
<b>Fibre./Fibres alimentaires/Voedingsvezels</b>	1.3g	5.2g	
<b>Sodium/Sodium/Natrium</b>	0.24g	0.96g	
<b>Equivalent as salt/Équivalent en sel/zout</b>	0.60g	2.40g	

**Guideline daily amounts - adult**

Cals 2000	Fat 70g	Sat Fat 20g	Salt 6g
-----------	---------	-------------	---------

**SUITABLE FOR VEGETARIANS**

**STORAGE**  
 For Use By, see front of pack. Keep refrigerated 0°C to +5°C. Suitable for freezing. Freeze by date mark shown. Use within one month. Defrost thoroughly before use.

Made in the UK. SC6330  
© Marks and Spencer plc PO Box 3339 Chester CH99 9QS United Kingdom  
marksandspencer.com

400ge

ROASTED BUTTERNUT SQUASH LASAGNE

VEGETARIAN

see price ticket for details  
side dishes  
prepared meals and  
mix and match marked  
**3 for £6**

Figure 3.6 A convenience food ready meal labels and instructions used in the study.

### **3.5 Research Process**

Figure 3.7 provides a summary of the research process used. Results are reported on in Chapters 4, 5 and 6.

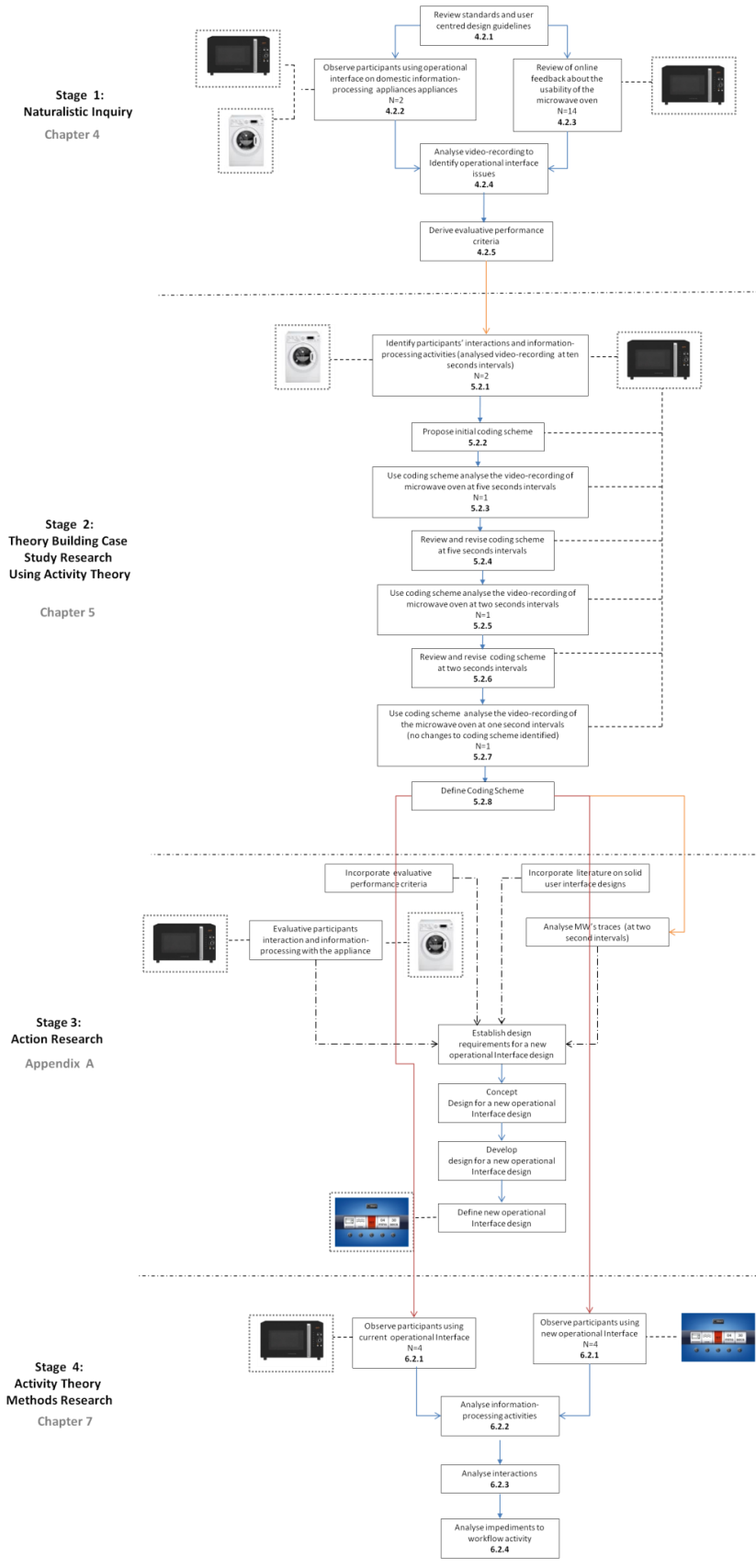


Figure 3.7 Summary of the Research Process

## Chapter 4 End Users' Interactions

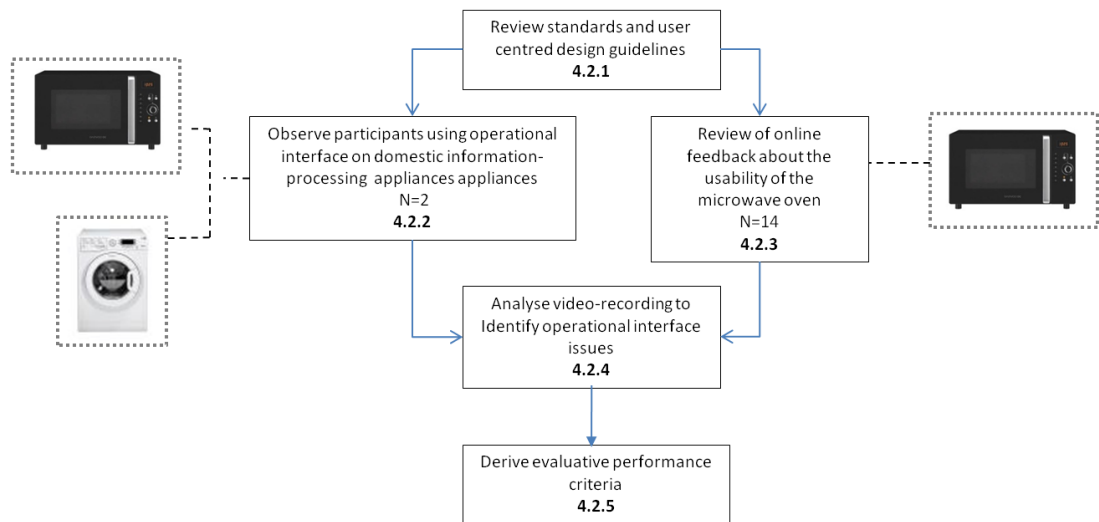
The aim of this chapter is to report on results of a study that used naturalistic inquiry methods. The study was conducted to provide insights on how two participants used operational interfaces on two domestic information-processing appliances. In this chapter, evaluative performance criteria are introduced. These criteria were used as the driver for the new operational interface design derived in Stage 3 (see Appendix A). Research instruments and participants in the experiments are summarised in Table 4.1. Section 4.1 gives an overview of the methods used in this study.

**Table 4.1** Summary of Instruments & Participants in the Experiment

Combinations of participant, appliance and interface used	Research Instruments	
	User interface	Instructional Materials
GP (female) aged 55	Washing machine operational interface	Manual and clothing labels
MW (female) aged 68	Microwave operational interface	Manual and ready meal packaging
Fourteen responses to online feedback questions	Microwave operational interface	Manual

## 4.1 Method

Key aspects of the research process are shown in Figure 4.1.



**Figure 4.1** Process used to Identify Participants Interactions with Appliances

The research process built on the literature and case studies drawn from Lincoln & Guba (1985). Standards and user centred design guidelines were surveyed. They were selected, if they related to: designing for ageing populations; user interfaces; consumer and or digital devices for older adults. Key standards and guidelines were used to position the research study within the areas of inclusive design, user centred design and human centred design.

Naturalistic inquiry case studies were used to define the research scope. Two empirical case studies with two participants were conducted. The research instruments included a microwave oven and a washing machine

(see Table 4.1), and their associated instructional materials (see Appendix D). Participants were asked to heat a ready meal and to wash white cotton bedding. In addition, participants were asked to talk aloud. The tasks were video-recorded using methods described by Bodker (1995) and Suchman & Trigg (1991). Footage was analysed using verbal protocol analysis methods described by Ericsson & Simon (1998) to identify operational interface issues.

An online consumer feedback forum about the microwave oven was surveyed. Fourteen online consumer feedback responses about the appliance usability were identified. Responses were selected if they related to operational interface issues with the microwave oven. It should be noted that comparative consumer feedback on the washing machine was not available online. Responses were used to corroborate case study findings. Case study findings were used to derive evaluative performance criteria for the microwave oven and the washing machine. Findings are discussed in the next section.

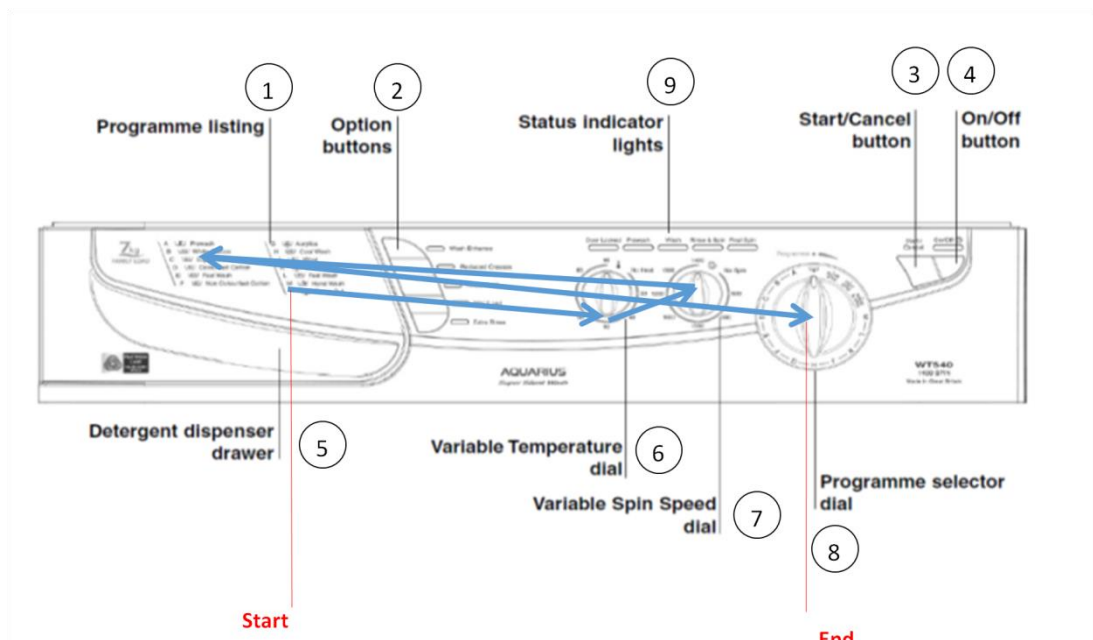
## 4.2 Findings

Findings from the descriptive study are reported in this section using the structure and section numbers provided in Figure 4.1.

### 4.2.1 Observation of Participants Using the Microwave Oven

The study found three distinct participants' interactions and information-processing activities: concurrent verbalisation (talking through problems) during operational interface issues, key interaction points, and the need for sequential operations to identify a process. Participant GP, using the washing machine, demonstrated processes that showed a requirement for sequential operations. A series of sequential operations and movements were undertaken.

Figure 4.2 shows the sequential operations used by GP. Arrows are used to show the steps used by GP. Steps are numbered from 1 to 9.



**Figure 4.2(a)** The Sequential Operations used by GP using the Washing Machine (Steps 1-4)



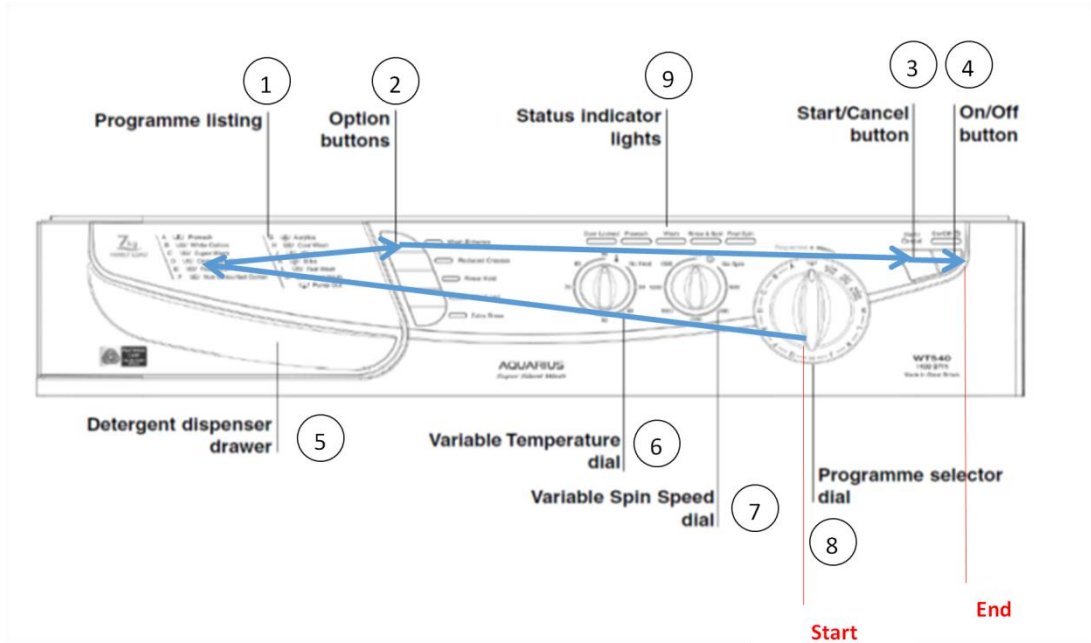


Figure 4.2(b) The Sequential Operations used by GP using the Washing Machine (Steps 5-8)

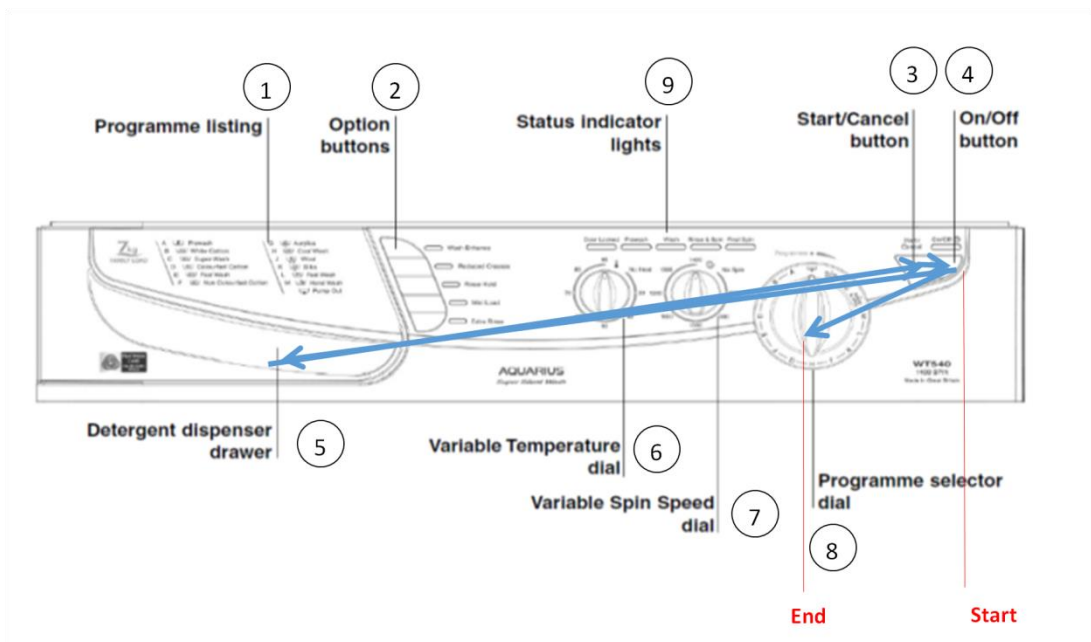


Figure 4.2(c) The Sequential Operations used by GP using the Washing Machine (Steps 9-12)



Findings suggested that participants tend to recall similarities between information on operational interfaces to self-determine operations. Information was used to make decisions on what actions were. Information was needed to learn about the operational interface and connect the actions needed to complete operations with the appliance. The information on the interfaces and its associated instructional materials failed to communicate the actions needed to operate the appliance.

Results of the analysis of the washing machine case study show 27 tactile interactions with the washing machine operational interface. Strong evidence of user interface complexity was found when this participant programmed the washing machine. It can be seen that, for this participant, the parameters, characteristics and features on the displays and controls reduced the effective transmission and reception of information between the participant and machine. Concurrent verbalisation to support problem solving provided evidence and reasons for user interface problems and issues. The data in Table 4 shows that the participant's motivations to control interaction breakdowns and focus-shifts were stimulated by information. A key finding from this experiment was that user interface elements that included visual instructions, such as symbols, icons and stylised lettering, were associated with the majority of interaction breakdowns and focus-shifts.

Results indicated that the participant was motivated by information on the user interface and components of the washing machine. For this reason, searching for meaning from user interface features was a key activity in user-product interaction. It is important to note that GP did not use the

clothing labelling or manual. What is distinct about the interaction shown in Figure 4.3 is that the arrows flow from left to right then back again. This reflects the reading of English text that is written and read from left to right. GP spent eight minutes in operations with the washing machine. Even though GP started the wash cycle, she failed to add detergent, thus, the white cotton bedding was washed but not clean.

#### **4.2.2 Online Feedback on Microwave Oven Usability**

This section reports on the findings from a review of online customer feedback on the microwave oven. Findings suggested that fourteen consumers experienced difficulties with the interface and its associated instructional materials. Qualitative data suggested that information on the operational interface and instructional materials lacked adequate actionable information. Given that the microwave oven was a multifunctional and dual control appliance, consumers identified that the information was insufficient for operations with the appliance. Consumers stated that human errors were not easily identified, resolved or fixed. In addition, past experiences with other microwave oven interfaces could not be referred to, to better understand how to use the appliance. As a result, consumers tended not to know how to complete minor tasks or resolve errors because information given to support the step-by-step operations were inadequate and insufficient.

Consumers acknowledged past experience of the activities as an important factor in operations with the appliance. Procedural knowledge, specifically the knowledge exercised in the performance of the task. Procedural knowledge was used to enable and facilitate operations with the appliance.

Findings suggested that the operational interface and instructional manuals did not support the iterative process of learning about how to use the microwave oven. In addition, functional level language used in everyday experience of cooking was important to information-processing.

#### **4.2.3 Observation of Participants Using the Washing Machine Appliance**

Figure 4.3 shows the approach used by participant MW to operate the microwave oven. Key interaction points are shown on the microwave oven. The proportion of time spent using key interaction points on the operational interface are shown in the pie chart. In this case study dwell time was a key feature of the interactions, information-processing and impediments to workflow.

**Start Point**



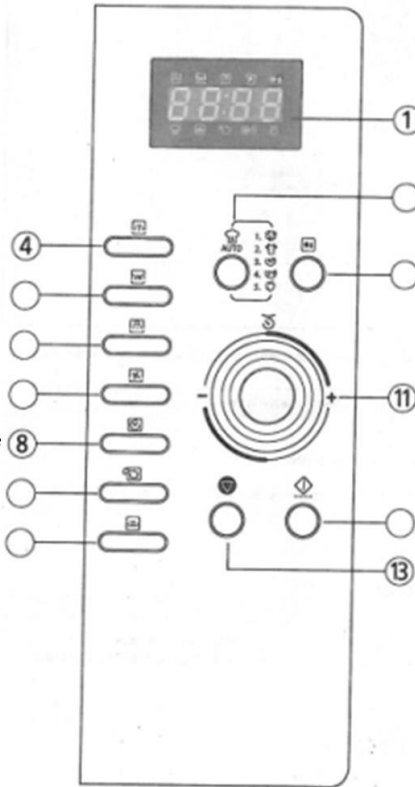
Ready meal packaging (A)



Manual (B)

MW: Used to set power level

Clock: Used to set time



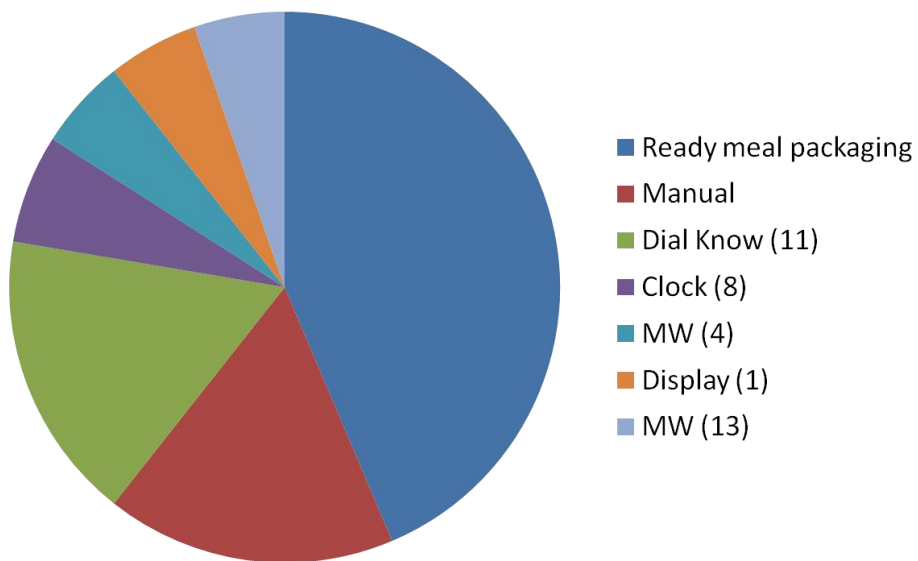
**1** Display: Cooking time, power level, programme indicator and present time are displayed

**11** Dial Know: Used to set time, weight and quantity

**End Point**

**13** MW: Used to set power level

**Dwelling Time**



**Figure 4.3** Key Interaction Points used by MW using the Microwave Oven (pie chart showing dwell time)

A key finding from this experiment was that information gathering with the meal packaging was preferred to initiate the task. The participant showed a reliance on information on the meal packaging. A large amount of time was spent identifying intentions. Developing alternative solutions followed a period of categorising information.

#### **4.2.4 Operational Interface Issues**

Participant MW used the ready meal packaging and manual. MW noticed the lack of similarities between information and instructions on the appliance and ready meal packaging. Characteristics of interactions and information-processing activities included information gathering from the ready meal packaging and manual. MW spent four minutes in operations with the microwave oven. It took MW two attempts to programme a cook cycle the microwave oven. MW started a cook cycle, but failed to heat the ready meal, thus, the ready meal was still cold. After cross referencing information on the ready meal packaging with the manual and operational interface MW started a successful cook cycle.

Comparing both participants' interactions, it became clear that each had attempted to make links between information on operational interfaces and instructional materials. However, MW demonstrated an inability to make links between information on the operational interface and its associated instructional materials. Both GP and MW referred to key interaction points on the operational interface to cross reference information in instructional materials. MW, using the microwave oven, demonstrated a limited sequential approach and focused her attention on key interaction points.

Both participants used concurrent verbalisation when experiencing difficulties in carrying out the assigned task.

Several consumers, similar to MW, found using the operational interface difficult. The qualitative data taken from fourteen online consumers responses and an analysis of footage suggested that users experienced difficulties using operational interfaces. Analysis of participants' interactions and information processing strategies collaborated case study findings. Twelve operational interface issues were identified. Table 4.2 shows the operational interface issues identified. Colours are used to differentiate between operational interface issues.

**Table 4.2** The different operational interface issues identified with the microwave oven and washing machine

Operational interface issues (derived from observations of microwave oven and washing machine)
<b>Purposeful</b> Functional level language does not reflect the intended purpose of use or goals of the activity
<b>Size of Visual Instructions Appropriate for Use</b> Participants cannot see or reach the interface to operate it from a normal standing or sitting position. Acceptable display zone of between 0-45 degrees along a horizontal line of sight have not been considered
<b>Standardised Elements</b> Standardised Elements do not conform to either British Standards, European Legal Frameworks or Universal/User Centred Design Principles
<b>Responsiveness to Errors</b> Interface does not give feedback or appraisal either visual or auditory
<b>Functional Grouping</b> Features and elements are not arranged in function groups
<b>Sequential Grouping</b> Features and elements are not arranged in sequence groups
<b>Learnability</b> Interface does not present methods for learnability and significantly improving or maintaining operations
<b>Flexible in Use</b> Interface does not provide clear visual directions or instructions for programming multiple options
<b>Perceptibility</b> Interface does not present information from functional level language (text, images, symbols, labels etc..) from past experience of activities with the appliances
<b>Intelligibility</b> Interface does not present information that acknowledges past experience of an activity as imperative knowledge. Visual imagery and knowledge associated with the tasks and activity is not presented
<b>Level of Cognitive Effort</b> To understand features and elements requires higher order cognitive skills
<b>Actionability</b> Interface does not presents information that allows decisions to be made or actions to be taken

Tables 4.3 and 4.4 shows the qualitative data about qualities of operational interface issues; information that can't actually be measured. Tables 4.3 shows operational interface issues experienced by participants during interaction breakdowns and focus-shifts. Tables 4.4 shows operational interface issues experienced by fourteen consumers (taken from an online feedback forum).

**Table 4.3** Operational Interface Issues Experienced by MW & GP(during interaction breakdowns and focus-shifts)

Washing Machine	Microwave Oven
White is very bad for my eyes	So, how do I set the time? On mine you just turn the knob and it does it. Why isn't it doing anything?
Mostly, I do things by touching not reading	I don't find this easy at all without instructions
Switch the plug on and make sure it is on	Would assume that that's your clock, but it's not doing anything
I want to wash it not boil it. It has a letter J, why?	Oh!
Is that 40 for woollen. I'm confused	Does it tell you what category it is? Is it B or E, You know, for heat
The white cotton should be 95. It should be B	On mine there's a button you press to tell you it's high. I don't know which one it is
So much writing, it should be more organized	I would assume that that's your clock. but it's not doing anything
The design is so sophisticated	Have you got anything?
Reduced crease, rinse, what does that mean?	I always assume I have got it wrong
I will leave it, I don't know how to programme it	What have I done wrong that's definitely a microwave sign?
I am not sure where the liquid goes	Yes. It says grill
I think the powder should be on the other side	Grill. Grill that's the sign on the packaging, that's why it's not done
I do not know if they are done. I still see off/on	It's the top one, number four. Shall I start again?
I still don't know what is happening?	
<b>operational interface issues</b>	
<b>Key</b>	
Lack of Purposeful	
Size of Visual Instructions Appropriate for Use	
Standardised Elements	
Responsiveness to Errors	
Functional Grouping	
Sequential Grouping	
Learnability	
Flexible in Use	
Perceptibility	
Intelligibility	
Level of Cognitive Effort	
Actionability	



**Table 4.4(a) Operational Interface Issues Experienced by Consumers (online feedback forum)**

Forum Questions	Consumer Online Feedback (Source Amazon.co.uk)
<p>Question 1 Does anyone know how to change the micro. power setting on the Combination Option? I can only seem to change the oven temperature?</p>	<p>Just keep pressing the top button, each press reduces power by 10% by A</p> <p>Hi J, I would suggest you contact Daewoo in this regard, changing power settings should only be done through the manual instructions , if you don't have a manual, send a e mail to Daewoo, they will help , do this from a safety point of view, best regards by A</p> <p>Sorry haven't got that far ahead yet! by T</p>
<p>Question 2 On using for the first time I put a pie in to heat. Smoke! came from the top. Advice?</p>	<p>That shouldn't happen! Sent my one back-stopped working after 2 days by SL</p> <p>Definitely shouldn't have happened are you sure that you removed all the sticky tape from the inside of said m/w. There is quite a lot of it to remove, however, if you read your instructions you would know not to listen to advice because it tells you quite clearly to place a bowl of water in m/w for a number of minutes by AA</p> <p>Send it back, if smokes coming out – it's got issues by G</p> <p>Put the bowl in before the next time you use the oven and wipe out afterwards. This is to get rid of any dust and debris that may be left from the manufacturing process and is what probably caused the smoke by G</p>
<p>Question 3 Where can I get a manual from?</p>	<p>Have you tried either the Daewoo website <a href="http://www.daewooelectronics.co.uk/">http://www.daewooelectronics.co.uk/</a> or contacting Daewoo direct - Customer Services Helpline: 0844 887 2525</p>
<p>Question 4 What is the one touch menu?</p>	<p>Yes, they are for cooking joints of meat and things like pork chops and chicken pieces. You put in how many, and weight, and it cook it's perfectly via all function e.g. grill microwave and oven whichever is needed by A</p> <p>They are present, all you have to is enter the weight after selecting the food type and it will cook it pretty good - without having to keep testing.</p>
<b>operational interface issues</b>	
<b>Key</b>	
Purposeful	
Size of Visual Instructions Appropriate for Use	
Standardised Elements	
Responsiveness to Errors	
Functional Grouping	
Sequential Grouping	
Learnability	
Flexible in Use	
Perceptibility	
Intelligibility	
Low levels of Cognitive Effort	
Actionability	

**Table 4.4(b)** Operational Interface Issues Experienced by Consumers  
(online feedback forum)

Forum Questions	Consumer Online Feedback (Source Amazon.co.uk)
<p>Question 5 I recently bought this item, but not sure how to use the oven. I preheated oven put in fish in tin uncovered and ended up with burnt tea! Need help!</p>	<p>I would suggest that you read the information on the food packaging first to ascertain which type of cooking is best for an item, after stage 1. Read your handbook on how to operate your combi oven, and then pick the correct application. Don't forget to check your oven's wattage as it can mean the difference between great cooking and a complete disaster! If you are cooking from scratch do exactly as you would for a conventional oven. Hope this helps, "Happy Cooking" mooseman222 AKA. By AA Sorry, I haven't used the oven yet. Good luck though refer back to the manual by T</p> <p>This is a smart looking microwave, but the icons on the front that you would press for different functions are in a very faint white colour which is very hard to see, so much so that I had to shine a light on them before I could use them. Also I had to return the microwave because the turntable started making an awful noise and stopped going round. I may have been unlucky, but I asked for a refund as I didn't want a replacement by J</p> <p>I bought this microwave as I had a previous version of this model (KOC 984T) which lasted for ten years with only a couple of minor problems. This new model does not live up to the same expectations. This model is lighter and more "flimsy and does not have as good controls. The symbols are miniscule and almost impossible to see: the grill takes so long to toast a piece of bread, mainly because the rack is way too low. The previous model had a metal plate interior, which was so much better than the glass plate of this model. I also like to use the combination option, but so far have failed to find how to alter the micro. power level - although the convection level can be changed. This means that a baked jacket potato cannot be cooked in much less time than in an ordinary oven. The instruction booklet is totally inadequate and should contain more explicit sample recipes for ALL the options not just the microwave. For some unknown reason it is also quite noisy as if something is loose in the interior. Good points are: the normal micro, convection and auto-cook options seem to work well, but as I bought it for the extra features I expected, I am really disappointed with this oven. Daewoo need to improve the design a great deal more and not sacrifice quality for "progress"?? by SP</p>
<b>operational interface issues</b>	
<b>Key</b>	
Purposeful	
Size of Visual Instructions Appropriate for Use	
Standardised Elements	
Responsiveness to Errors	
Functional Grouping	
Sequential Grouping	
Learnability	
Flexible in Use	
Perceptibility	
Intelligibility	
Level of Cognitive Effort	
Actionability	

#### 4.2.5 Evaluative Performance Criteria

As a result of the research process evaluative performance criteria for the microwave oven and washing machine were derived. Table 4.5 shows the evaluative performance criteria. The evaluative performance criteria were used as the driver for the new operational interface design derived in Appendix A.

**Table 4.5** Microwave Oven & Washing Machine Evaluative Performance Criteria & Associated Design Requirements

Evaluative Performance Criteria	Associated Design Requirements
<b>Purposeful</b>	The operational interface should allow participants to make meaningful connections between the information-processing task, activities, its goals and information used
<b>Size of Visual Instructions Appropriate for Use</b>	Ensure that participants can read the operational interface features from a minimum distance of 500mm. Ensure that participants can reach and touch the operational interface features from a normal operating position. Positioned operational interface features along the horizontal line of sight between zero and 30 degrees.
<b>Standardised Elements</b>	Use consistent instructions and information on operational interfaces
<b>Responsiveness to Errors</b>	Use visual and auditory instructions on operational interfaces
<b>Functional Grouping</b>	Place operational interface features in a linear operational series- constrain the series of actions if necessary
<b>Sequential Grouping</b>	User functional level language based on operational series based on operational interfaces.
<b>Learnability</b>	Use intuitive words, phrases, symbols and imagery used in early learnt experience of the activity or task
<b>Flexible in Use</b>	Allow participants to tailor actions, operational series and activities
<b>Perceptibility</b>	Use recognisable and understood words, phrases, symbols and imagery
<b>Intelligibility</b>	Use interpretable words, phrases, symbols and imagery
<b>Level of Cognitive Effort</b>	Use sequential series and auditory repetition of words, phrases, symbols and imagery to minimise cognitive overload
<b>Actionability</b>	Use operational series and discriminate between operational interface features

### **4.3 Discussion**

The study incorporated activity theory methods described by Ericsson & Simon (1998), Bodker (1995) and Suchman & Trigg (1991). A benefit of using these methods lies in its focus on participants' goals and activities. By focusing on an activity and goals, the study found that operational interface issues were identified through observing natural processes. Two participants and fourteen consumers stated that the information on a washing machine, microwave oven and its associated instructional materials were insufficient or ineffective. Findings of this study relate to older adults' operational interface issues with operational interfaces found by Young et al. (2012) and Ateca-Amestoy & Ugidos (2013). Findings suggest that operational interfaces and associated instructional materials are not aligned or connected.

This study has extended further previous studies which analyse information transfer between older adults and operational interfaces Mitchell et al. (2013) and van der Wardt et al. (2010). The findings suggested that inconsistent information on operational interface and instructional materials leads to operational interface issues. The interesting divergence between this study and Mitchell et al's (2013) study were that participants' showed a readiness to use operational sequences used in the real world task when faced with operational difficulties. Participants chose to use intuition before referring to information to action operations or process actions. Participants referred to instructional materials (the intervention) when faced with operational difficulties before improvising.

Earlier findings suggested that participants monitoring and searching for information. An example of this happened when GP was faced with operational difficulties. GP was unable to find information in specific categories such as washing because information was located in odd locations. GP searched for information to identify information categories and information continuum. MW was faced with similar operational difficulties. MW, however, showed an ability to align task information on the food packaging with operational interface. MW became aware early on that information design was inconsistent. The finding of this study suggest that the finding of Mitchell et al's (2013) is in accordance with data presented in this case study. Older learn using operational interfaces on domestic information-processing appliances by searching for, observing and checking the progress or quality of information over a period of time; keeping information under systematic review is an attribute of older adults interactions and information processing activities.

#### **4.4 Summary**

Important insights on older adults' information-processing activities and interactions using operational interfaces on domestic information-processing appliances were shown. The study found that participants experienced reduced ability to use operational interfaces on appliances because information on operational interfaces and instructional materials were not aligned or connected. Findings suggested that participants relied on information and instructions for direction and instruction. Participants searched for and gathered information, but found inconsistencies in two areas: information continuum and information categorisation. I was

concluded that designers could respond to the changing needs of older adults in two ways:

- a) arrange the information on operational interfaces to reflect the sequential process of the activities of daily living:
- b) make the information on operational interfaces and associated instructional materials consistent with each other.

In this chapter, evaluative performance criteria have been introduced.

Analysis of information-processing activities and interactions showed that participants responded differently when faced with operational interface issues. Differences in participants' processing, sequential operations and interaction points were found. A more detailed understanding of participants' interactions and information-processing was needed. This is reported in Chapter 5.

## Chapter 5 Development of the Coding Scheme

The aim of this chapter is to report on results of a study that used theory building from case studies. The focus in this section is on methods used to develop the coding scheme for use in the assessment of participants' interactions and information-processing activities. The research instruments and participants in the experiments are summarised in Table 5.1. Section 5.1 gives an overview of the methods used in this study.

**Table 5.1** Summary of instruments and participants in the experiment (reproduced from Table 4.1)

Combinations of participant, appliance and interface used	Research Instruments	
	User interface	Instructional Materials
GP (female) aged 55	Washing machine operational interface	Manual and clothing labels
MW (female) aged 68	Microwave oven operational interface	Manual and ready meal packaging

## 5.1 Method

Key aspects of the research process are shown in Figure 5.1.

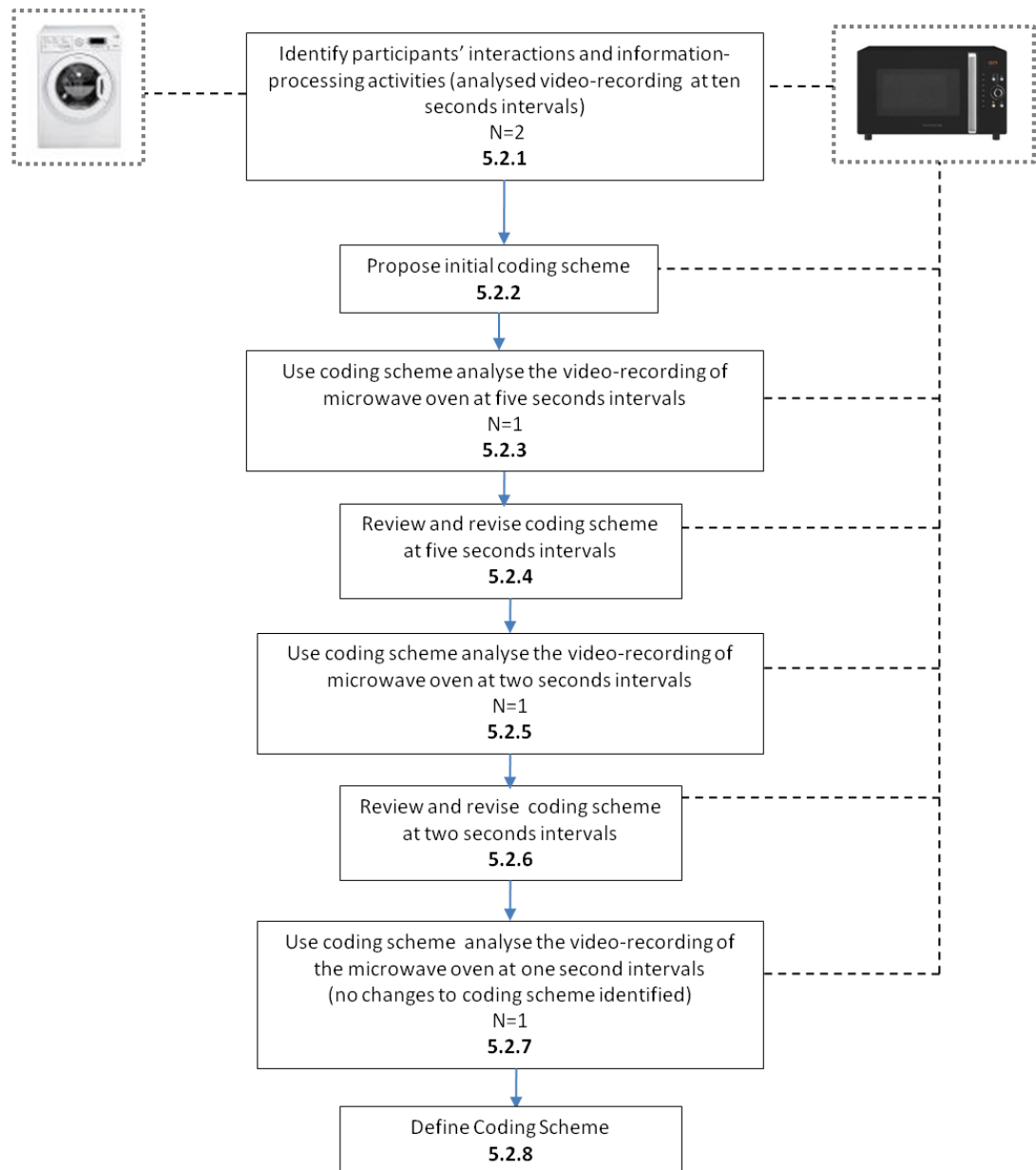


Figure 5.1 Process used to Develop Coding Scheme



The key conclusion from Stage 1 was that a detailed understanding of participants' interactions and information-processing activities were needed. The research process built on cases drawn from Eisenhardt (1988), Eisenhardt (1989) and Bourgeois & Eisenhardt (1989), and Carlile & Christensen (2004). Video-recordings of participants MW and GP's interactions and information-processing activities were analysed at ten second intervals. Thematic qualitative data analysis methods described by (Kings (2004) and Gibbs (2008) were used to identify codes and categories of interactions and information-processing activities.

Descriptions of interaction breakdowns and focus-shifts described by Winograd & Flores (1986) and Engeströme (1987) were adapted and used to identify impediments to workflow activities. Bodker (1989) and Booker (1995) three characteristics of interactions were adapted and used to identify interaction points on operational interfaces.

- Physical aspects: relating to the form and overall shapes of the physical appliance.
- Handling aspects: relating to features and elements to be operated by the hand, such as switches, plugs, buttons, and control knobs.
- Visual instructions, such as text, symbols, images, icon representation, and lettering on the appliance or instructional materials.

Information-processing skills described by Anderson & Krathwohl (2001) were adapted and used to analyse participants' information-processing activities.

Arunachalam & Sasso (1996), Atman et al. (1999) and Hughes & Parkes (2003) coding schemes were adapted and used to provide a framework for the initial coding scheme. Footage of MW's interactions and information-processing activities was analysed using the initial coding scheme at five, two and one second intervals. Data collected at two and one second intervals were put into trace format to produce protocol and verbal protocol data traces. At each step, traces were analysed using protocol and verbal protocol data analysis methods described by Patrick & James (2004). The initial coding scheme was refined and a coding scheme introduced.

## **5.2 Results**

Results from the descriptive and experimental study are reported in this section using the structure and section numbers provided in Figure 5.1.

### **5.2.1 Identification of Activities, Procedures and Information-Processing**

Analysis of participants' interactions and information-processing activities revealed six categories: operations; interaction points on operational interfaces; information used on operational interfaces and instructional materials; processing skills used in information-processing activities; types of impediments to workflow activities; and concurrent verbalisation. Table 5.2 and 5.3 shows participants' interactions and information-processing activities at interaction breakdowns.

**Table 5.2** MW's Interactions & Information-Processing Activities using the Microwave Oven (during interaction breakdowns & focus-shifts)

Operations	Operational Interface Features	Information Types	Processing Skills Used Based on Anderson & Krathwohl (2001)	Impediment Type	Concurrent Verbalisation
Searching for Information					
Programming	Dial knob	Visual Instructions	Analysing	Breakdown	So, how do I set the time? On mine you just turn the knob and it does it. Why isn't it doing anything?
Programming	Clock	Visual Instructions	Evaluating	Breakdown	I don't find this easy at all without instructions
Programming	Dial knob	Visual Instructions	Analysing	Breakdown	I would assume that that's your clock but it's not doing anything
Programming	Stop/Clear	Visual Instructions	Evaluation	Breakdown	Oh!
Programming		Visual Instructions	Analysing	Focus-Shift	Does it tell you what category it is? Is it B or E, you know, for your heat!
Programming	MV	Visual Instructions	Evaluating	Focus-Shift	On mine there's a button you press to tell you it's high. I don't know which one it is
Programming	Dial knob	Visual Instructions	Analysing	Focus-Shift	I would assume that that's your clock but it's not doing anything
Programming	Dial knob	Visual Instructions	Analysing	Focus-Shift	Have you got anything?
Programming	Display	Visual Instructions	Evaluating	Focus-Shift	I always assume I have got it wrong

**Table 5.3** GP's Interactions & Information-Processing using the Washing Machine

Operations	Operational Interface Features	Information Type	Processing Skills Anderson & Krathwohl (2001)	Impediment Type	Concurrent Verbalisation
		Handling	Remembering		White is very bad for my eyes
		Handling	Remembering		Mostly, I do things by touching not reading
		Handling	Analysing	Breakdown	Switch the plug on and make sure it is on
Programming	Programme Listing	Visual Instructions			
Programming	Programme Listing	Visual Instructions	Understanding	Focus-Shift	I want to wash it not boil it. It has a letter J, why?
Programming	Programme Listing	Visual Instructions	Applying	Breakdown	Is that 40 for woollen, I'm confused
Programming	Programme Listing	Visual Instructions	Understanding	Focus-Shift	The white cotton should be 95. It should be B
Programming	Programme Listing	Visual Instructions	Understanding	Focus-Shift	...so much writing, it should be more organized
Searching for Information	Variable Temperature Dial	Visual Instructions	Understanding	Focus-Shift	
Searching for Information	Variable Spin Speed Dial	Visual Instructions +Handling			
Searching for Information	Variable Spin Speed Dial	Visual Instructions +Handling			
Searching for Information	Programme Listing	Visual Instructions +Handling			
Searching for Information	Programme Selector Dial	Visual Instructions	Analysing		The design is so sophisticated
Searching for Information	Programme Selector Dial	Visual Instructions +Handling	Understanding	Focus-Shift	Reduced crease, rinse, what does that mean?
Searching for Information	Programme Selector Dial	Visual Instructions +Handling	Creating	Breakdown	I will leave it, I don't know how to programme it
Searching for Information	Option Buttons	Handling	Evaluating	Breakdown	I am not sure where the liquid goes
Searching for Information	Start Cancel Button	Visual Instructions	Evaluating	Breakdown	I think the powder should be on the other side
Searching for Information	On/off Button	Handling	Analysing	Focus-Shift	I do not know if they are done... I still see off/on
Application of Detergent	Detergent Dispenser Drawer	Handling		Focus-Shift	
Application of Detergent	Detergent Dispenser Drawer	Handling			
Searching for Information	Start Cancel Button	Handling			
Searching for Information	Off/On Button	Visual Instructions	Evaluating	Focus-Shift	I still don't know what is happening?
Programming	Programme Selector Dial	Handling	Understanding		
Programming	Programme Selector Dial	Handling			
Programming	Programme Selector Dial	Handling			
Programming	Programme Selector Dial	Handling			

The data shows that participants used visual instructions such as text, symbols, images, icon representation, and lettering at interaction breakdowns and focus-shifts. GP experienced a number of interaction breakdowns and focus-shifts, however, she only used visual instructions on the operational interface. On the other hand, MW experienced few interaction breakdowns and focus-shifts, however, she used visual instructions on the operational interface and its instructional materials. Both MW and GP spent a large amounts of time using information-processing skills, for example, analysing and evaluating. Noticeable findings suggested that visual instructions triggered interest from both participants.

Analysis of MW's interactions and information-processing activities at second intervals revealed details of MW's information acquisition behaviours. Tables 5.4 and 5.5 categorises MW's information-processing activities using the microwave oven in two phases. Tables 5.6 and 5.7 categorises MW's interactions using the microwave oven in two phases. Three distinctive information-processing activities were found: information gathering; obtaining information; and resolving operational interface issues using concurrent verbalisation. Four distinctive interactions were found: searching for information; problem scoping; developing alternative solutions with the operational interface; and programming.

**Table 5.4** Categorising MW’s Information-Processing Activities (first attempt using the microwave oven)

Information-Processing Activities	Amount of Time in the Activities (in Seconds)	Information-Processing Skills Based on Anderson (2001)
Identifying intentions (II)	00:00	Remembering
Information gathering (IG)	00:50	Analysing
Information obtained (IO)	00:30	Understanding
Identifying operational interface problems (IUIP)	00:10	Analysing
Resolving operational interface problems ( RUIP)	00:00	Understanding
Identifying irrelevant operational interface information obtained (NV)	00:00	Analysing
Identifying cognition problems (ICP)	00:00	Analysing
Cognition problem resolving (CPS)	00:00	Creating
Concurrent verbalization supporting problem solving (CVSPS)	00:40	Evaluating

**Table 5.5** Categorising MW’s Information-Processing Activities (second attempt using the microwave oven)

Information-Processing Activities	Amount of Time in the Activities (in Seconds)	Information-Processing Skills Used Based on Anderson (2001)
Identifying intentions (II)	00:00	Remembering
Information gathering (IG)	00:40	Analysing
Information obtained (IO)	00:10	Understanding
Identifying operational interface problems (IUIP)	00:10	Analysing
Resolving operational interface problems ( RUIP)	00:10	Understanding
Identifying irrelevant operational interface information obtained (NV)	00:00	Analysing
Identifying cognition problems (ICP)	00:00	Analysing
Cognition problem resolving (CPS)	00:00	Creating
Concurrent verbalization supporting problem solving (CVSPS)	01:10	Evaluating

**Table 5.6** MW’s Interactions (first attempt using the microwave oven)

Interactions	Amount of Time in the Activities (in Seconds)	Interactions Used based on Anderson (2001)
Searching for information (S)	01:10	Evaluating
Categorising information (CI)	00:00	Creating
Programming (P)	00:20	Applying
Problem scoping (PS)	00:20	Understanding
Checking content/equipment (UC/E)	00:10	Evaluating
Developing alternative solutions with m/c (DAS(m/c))	00:00	Creating

**Table 5.7** MW's Interactions (second attempt using the microwave oven)

Interactions	Amount of Time in the Activities (in Seconds)	Interactions Used based on Anderson (2001)
Searching for information (S)	00:10	Evaluating
Categorising information (CI)	00:20	Creating
Programming (P)	00:40	Applying
Problem scoping (PS)	00:20	Understanding
Checking content/equipment (UC/E)	00:20	Evaluating
Developing alternative solutions with m/c (DAS(m/c))	00:50	Creating

Noticeable findings suggested that MW spent a large amount of time analysing and evaluating information. Whereas, in phase two, MW spent a large amount of time in information-acquisition behaviours categorises of evaluating, applying, creating and understanding.

### 5.2.2 Initial Coding Scheme

This section describes the initial coding scheme. MW's interactions and information processing activities were coded using the methods described in Section 5.1.

The initial coding scheme had the following categories with codes.

1. Nine information-processing activity codes.
2. Six interactions codes.
3. Two impediments to workflow activity codes.

Tables 5.5 shows the codes in the initial coding scheme.

**Table 5.8** Initial Coding Scheme

Initial Coding Scheme			
Code	Description	Processes Used Based on Anderson & Krathwohl (2001)	Data Collected Types
<b>Information-Processing Activities</b>			
II	Identifying Intentions: identifying basic intentions and recalling facts	Remembering	Verbal Protocol & Protocol
IG	Information Gathering: examining and breaking information into parts	Analysing	Verbal Protocol & Protocol
IO	Information Obtained: translating and interpreting information	Understanding	Verbal Protocol & Protocol
IUIP	Identifying Operational interface Problems: inferring and finding qualitative data of visual elements problems	Analysing	Verbal Protocol & Protocol
RUIP	Resolving Operational interface Problems: translating and interpreting visual elements and information problems	Understanding	Verbal Protocol & Protocol
IUIIO	Identifying Irrelevant Operational interface Information Obtained: examining visual elements and information to identify causes and effect	Analysing	Verbal Protocol & Protocol
ICP	Identifying Cognition Problems: breaking visual elements and information into parts by identifying causes and effect	Analysing	Verbal Protocol & Protocol
CPR	Cognition Problem Resolving: compiling information together in different ways by combining visual elements and new knowledge	Creating	Verbal Protocol & Protocol
CVSPS	Concurrent Verbalization Supporting Problem Solving: verbally verifying ideas to determine level of complexity of user interface	Evaluating	Verbal Protocol
<b>Interactions</b>			
SI	Searching for Information: presenting and defending opinions by making judgments about information and visual elements	Evaluating	Protocol
CI	Categorising Information: combining visual elements and information in new patterns or proposing alternative procedural solutions	Creating	Protocol
P	Programming: applying acquired knowledge, facts, techniques and rules to the user interface	Applying	Protocol
PS	Problem Scoping: demonstrating an understanding of facts and ideas relating to the procedural domain	Understanding	Protocol
CCE	Checking Content/Equipment: presenting and defending opinions by making judgments about task domain based on a set of criteria	Evaluating	Protocol
DAS	Developing Alternative Solutions with M/C: producing a plan or proposing a set of operations	Creating	Protocol
<b>Impediments to Workflow Activity</b>			
Code	Description	Characteristics of Impediments Winograd & Flores (1986)	Data Collected Types
I	Interaction Breakdown: Stop in the operational sequence (where the task was stalled)	Stop in workflow activity.	Protocol
FS	Interaction Focus Shift: Shift in the operator's attention, than a relocation to another operational interface features (where a participant is distracted from the task)	Relocation to another workflow activities	Protocol





#### **5.2.4 Review of Initial Coding Scheme at Five Second Intervals**

Data retrieval at five second intervals indicated that the initial coding scheme could be used to capture contextual data. However, the reasons for interaction breakdowns and focus-shifts were vague. In addition, the traces were sparsely populated with codes. .

At five second intervals the coding scheme showed.

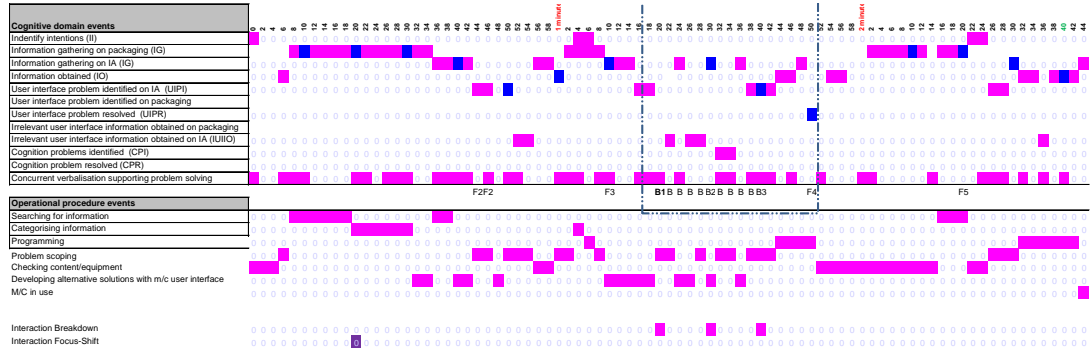
- Information-processing activities and interactions, but limited reason for impediments to workflow activities.
- Some categories of recorded coded units.
- Single classification of codes.
- Independent categories and codes.
- Differences among categories which were meaningful.

The footage was analysed at two second intervals.

#### **5.2.5 Reanalysis of Microwave Oven Video-Recordings at Two Second Intervals**

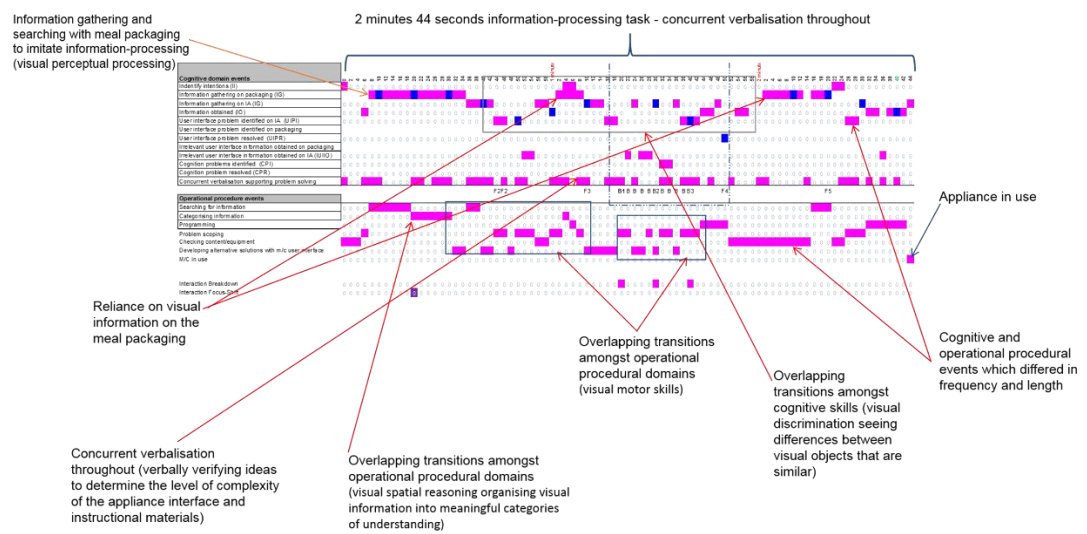
Figure 5.3 shows MW's traces of interactions and information-processing activities using the microwave oven coded at two second intervals. Figure 5.3 shows greater differentiations between units of codes. The trace shows MW's processes, for example, the operational sequences used. In addition, the ways in which MW transcends and overlapping between units of codes. The trace reflect more of MW's interactions and information-processing activities with the operational interface and its instructional materials. The traces shows MW's responses to different types of operational interface

issues, reflecting the differences in understanding of the task, and potential reason for interactions breakdown and focus shifts



**Figure 5.3** MW's Traces Using the Microwave Oven (coded at two second intervals) (See Appendix E)

Figure 5.4 shows the same trace annotated to describe interactions and information-processing activities.



**Figure 5.4** MW's Traces Using the Microwave Oven (coded at two second intervals with annotations) (See Appendix E)

Noticeable findings included the following.

- Information gathering with the meal packaging to initiate the information-processing task.
- The user showed a reliance on the information on the meal packaging
- Information on the interface was not reviewed before the start of the activity.
- Operational interface issues were noticed in advance of a series of interaction breakdowns and focus-shifts.
- Overlapping transitions amongst information-processing skills events and operational procedural domains were a key feature of the interaction and associated information-processing.
- Cognitive and operational procedural events differed in frequency and length.
- Developing alternative solutions followed a period of categorising information.
- Interaction breakdowns coincided with programming the interface and searching for information on associated instructional materials.

### **5.2.6 Review of Initial Coding Scheme at Two Second Intervals**

Data retrieval at two second intervals indicated that the initial coding scheme could be used to capture more contextual data. Additional information-processing activity codes were identified and added to information-processing activity codes. Table 5.9 shows the nine information-processing activity codes identified. Noticeable finding were that eight of the codes were

in the information-processing activity area of analysing, for example, Information gathering from the appliance manual.

**Table 5.9** Additional Information-Processing Activities Identified at Two Second Intervals

Information-Processing Requirements	Information-Processing Skills Definition	Processing Skills based on Anderson & Krathwohl (2001)
Information gathering from the meal packaging	Breaking-up and examining information in parts for visual instructions on the ready meal packaging*	Analysing
Information gathering from the appliance manual	Breaking-up and examining information in parts for visual instructions on the appliance operational interface manual*	Analysing
Information gathering from the appliance user interface	Breaking-up and examining information in parts for visual instructions on the appliance user interface*	Analysing
Operational interface problems identified on the information appliance user interface	Finding visual elements problems with the appliance user interface*	Analysing
Operational interface problems identified on meal packaging	Finding visual elements problems with the meal packaging*	Analysing
Irrelevant information from meal packaging	Examining visual information on meal packaging to identify cause and effect*	Analysing
Irrelevant information from appliance operational interface	Examining visual information on appliance operational interface to identify cause and effect*	Analysing
Visual cognition problem identified	Breaking-up visual information in parts identifying visual cause and effect*	Analysing
Visual cognition problem resolved	Compiling information together in different ways to combine new knowledge and visual elements*	Creating

At two second intervals the coding scheme showed.

- Nine additional information-processing activities codes
- Differences between information-processing activities with the operational interface and instructional materials.
- Clear units and categories for coding information-processing activities and interactions.
- Influences and effects of interaction breakdowns and focus-shifts.

The video-recording was reanalysed at one second intervals.

### **5.2.7 Reanalysis of Microwave Oven Video-Recordings at One Second Intervals**

Data retrieval at one second intervals indicated that the initial coding scheme could not be used to capture any more contextual data. Hence, no new codes could be identified. All concepts in the coding scheme were considered developed. Data retrieved at two seconds intervals were shown to be the most reliable method. The coding scheme threshold for data collection and analysis was set at two second intervals.

### **5.2.8 Coding Scheme**

This section describes the coding scheme. Tables 5.10 shows the coding scheme.

**Table 5.10 Coding Scheme**

Coding Scheme			
Code	Description	Based on Anderson & Krathwohl (2001)	Data Collected Types
<b>Information-Processing Activities</b>			
II	Identifying Intentions: identifying basic intentions and recalling facts	Remembering	Verbal Protocol & Protocol
IG	Information Gathering: examining and breaking information into parts	Analysing	Verbal Protocol & Protocol
IO	Information Obtained: translating and interpreting information	Understanding	Verbal Protocol & Protocol
IUIP	Identifying Operational interface Problems: inferring and finding qualitative data of visual elements problems	Analysing	Verbal Protocol & Protocol
RUIP	Resolving Operational interface Problems: translating and interpreting visual elements and information problems	Understanding	Verbal Protocol & Protocol
IUIIO	Identifying Irrelevant Operational interface Information Obtained: examining visual elements and information to identify causes and effect	Analysing	Verbal Protocol & Protocol
ICP	Identifying Cognition Problems: breaking visual elements and information into parts by identifying causes and effect	Analysing	Verbal Protocol & Protocol
CPR	Cognition Problem Resolving: compiling information together in different ways by combining visual elements and new knowledge	Creating	Verbal Protocol & Protocol
CVSPS	Concurrent Verbalization Supporting Problem Solving: verbally verifying ideas to determine level of complexity of user interface	Evaluating	Verbal Protocol
IGMP	Information gathering from the meal packaging	Analysing	Verbal Protocol & Protocol
IGAM	Information gathering from the appliance manual	Analysing	Verbal Protocol & Protocol
IGAU	Information gathering from the appliance user interface	Analysing	Verbal Protocol & Protocol
OIPAU	Operational interface problems identified on the information appliance user interface	Analysing	Verbal Protocol
OIPMP	Operational interface problems identified on meal packaging	Analysing	Verbal Protocol
IIMP	Irrelevant information from meal packaging	Analysing	Verbal Protocol
IIAOP	Irrelevant information from appliance operational interface	Analysing	Verbal Protocol
VCPI	Visual cognition problem identified	Analysing	Verbal Protocol & Protocol
VCPR	Visual cognition problem resolved	Creating	Verbal Protocol & Protocol
<b>Interactions</b>			
SI	Searching for Information: presenting and defending opinions by making judgments about information and visual elements	Evaluating	Protocol
CI	Categorising Information: combining visual elements and information in new patterns or proposing alternative procedural solutions	Creating	Protocol
P	Programming: applying acquired knowledge, facts, techniques and rules to the user interface	Applying	Protocol
PS	Problem Scoping: demonstrating an understanding of facts and ideas relating to the procedural domain	Understanding	Protocol
CCE	Checking Content/Equipment: presenting and defending opinions by making judgments about task domain based on a set of criteria	Evaluating	Protocol
DAS	Developing Alternative Solutions with M/C: producing a plan or proposing a set of operations	Creating	Protocol
<b>Impediments to Workflow Activity</b>			
Code	Description	Characteristics of Impediments Winograd & Flores (1986)	Data Collected Types
I	Interaction Breakdown: Stop in the operational sequence (where the task was stalled)	Stop in workflow activity.	Protocol
FS	Interaction Focus Shift: Shift in the operator's attention, the relocation to another operational interface features (where a participant is distracted from the task)	Relocation to another workflow activities	Protocol

The initial coding scheme had the following categories with codes.

1. Eighteen information-processing activity codes.
2. Six interactions codes.
3. Two impediments to workflow activity codes.

The coding scheme showed that it could be used in the assessment of participants' interactions and information-processing activities. The advantages of using a coding scheme were that it could be used to code natural processes and interactions.

The coding scheme was considered to be a clear and simple data collection and analysis tool to collect and analyse data for use in the assessment of participants' interactions and information-processing activities. In addition, data can be analysed quantitatively and qualitatively.

### **5.3 Discussions**

By focusing on participants' sequential operations, interactions, procedures and activities using methods described by (Kings (2004) and Gibbs (2008) respectively), the study found that participants' interactions and information processing activities could be identified and coded. Results suggested that participants used process-specific lateral interactions in the task. Results suggested participant MW aligned information on the operational interface with instructional materials. Visual instructions on the operational interface were unfamiliar to MW. Results suggested these unfamiliar and uninterruptable visual information caused the majority of interaction breakdowns and focus-shifts. In addition, these visual instructions remained active in MW's working memory. For example, MW used concurrent verbalisation during interaction breakdowns and focus-shifts. Similar to the



finding of Old & Naveh-Benjamin (2008) the results suggested that MW showed an inability to align inconsistent information. In addition, on occasions, MW found it difficult to determine the meaning of visual instructions. MW used visual instructions when faced with a limited sequential operations.

The coding scheme provided a method to detail the relationships between Mw's information acquisition behaviours and information-processing. The circular relationships between information information-processing is suggested by Rose et al. (2010). However, this study showed that MW made value and connection (the importance, worth, or usefulness) between information on operational interfaces and instructional materials. MW showed a readiness to read instructions on the ready meal packaging to align her foundation knowledge with the information. Task and functional level language was used to influence actions. Unlike Rose et al's (2010) study, this study found that the coding scheme could be used to identify participants' conscious and unconscious interactions and information-processing activities

## **5.4 Summary**

In this chapter, a coding scheme was introduced. The coding scheme was used to provide a detailed assessment of participants' interactions with operational interfaces and instructional materials. Video footage of the microwave oven was used to produce the coding scheme. Three coding categories were derived: eighteen information-processing activity codes, nine interactions codes and two impediments to workflow activity codes. Evaluations of MW's information-processing activities and interactions

indicated that MW talked through operational interface issues. The study identified the importance of participants' foundation knowledge (at task and functional level language) which was used to influence actions. The study found that visual instructions were used by participants' to determine interactions and information-processing activities. Results indicated that visual instructions on operational interface and instructional materials caused the majority of interaction breakdowns and focus-shifts.

The coding scheme was used to assess and compare participants' interactions and information-processing activities compared to participants using the two interfaces. This is reported in Chapter 6. Before the coding scheme could be used, an alternative operational interface design for use in the assessment of participants' interactions and information-processing activities was derived (see Appendix A). The next chapter 6 reports on results of the study that compared participants using the two interfaces to assess participants' interactions and information-processing activities

## Chapter 6

### A Comparison of a New Microwave Oven Operational Interface Design with the Current Design

The aim of this chapter is to report on results of a study that compared participants using the two interfaces to assess participants' interactions and information-processing activities. The study compared a new operational interface design for the microwave oven with the current one.

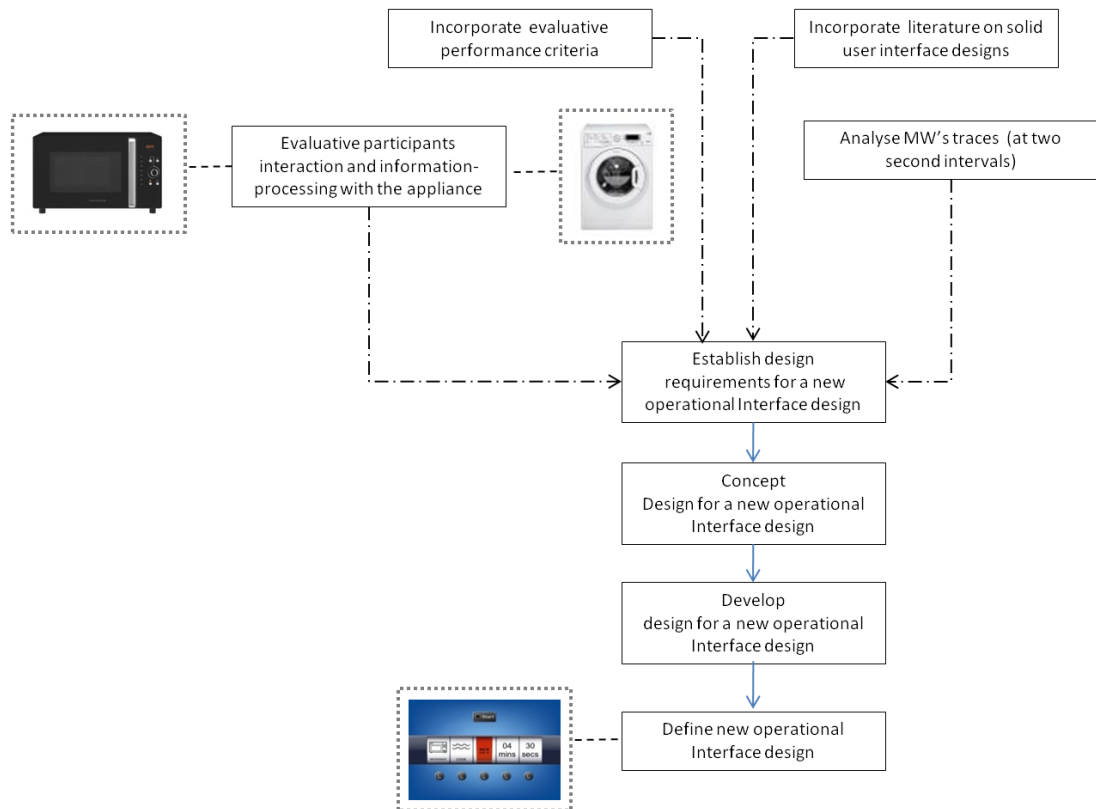
#### 6.1 Development Process For the New Operational Interface

The research instruments and participants used in the design and development for the new operational interfaces is summarised in Table 6.1.

**Table 6.1** Summary of Instruments and Participants in the Development of the Operational Unser Interface

Combinations of participant, appliance and interface used	Research Instruments	
Participants	User interface	Instructional Materials
VA (female) aged 61	Microwave oven operational interface	Manual and ready meal packaging
FG (female) aged 68		
TC (male) aged 58		

The focus in this section is on the methods used to develop the new operational interface. An experimental research process of design-led action research was used. The research process built on cases drawn from van de Ven's (2006, 2007). The process included the use of action research methods described by Fendt & Kaminska-Labbe (2011) to develop a series of prototypes for the new operational interface for the microwave oven. The key conclusion from Chapter 5 was that visual instructions and information on the operational interface caused distractions and interruptions to workflow activities. A more detailed understanding of how visual instructions and information could be used was used to inform the improvement to the interactions and information-processing activities with the interface. Key steps in the development process are shown in Figure 6.1, which ended in the definition of a new operational interface design.



**Figure 6.1** Amount of Time Participants Spent in Impediments to Workflow

Design concepts were generated using augmented and alternative communication techniques described by Grove's (1990). They were used to facilitate an improved understanding of the use of written visual and none visual instructions. This provided a standardised visual communication language for the development of the new operational interface. Design requirements were specified based on participants needs and operational interface issues encountered. Appendix A outlines the design and development process used to create the new operational interface. Design-led action research methods were used to generate design requirements, design concepts and prototypes Design features and characteristics identified through explorations with prototypes were as follows.

- Displaying words, phrases, symbols and imagery in sequential series.
- Displaying the whole information-processing task in full on the operational interface.
- Constraining dynamic actions and operations.
- Displaying words, phrases, symbols and imagery based on functional level language used in the real world.
- Using visual and auditory instructions.
- Allowing participants to access visual and auditory instructions on demand.
- Discriminating between operational interface features.
- Using categories of information.
- Using information continuum.
- Using touch modalities such as gesture.
- Using a linear operational series.
- Using animated and dynamic operational interface features and characteristics.

These design requirements were considered necessary and feasible to achieve interface usability. Design concepts and prototypes were analysed using process-specific lateral interaction methods described by Freeman et al. (2001, 2002, 2005 & 2014). Prototypes were refined in a series of steps using three users. The final design definition was put into app format onto an iPad. The final operational interface design definition was prototyped using an app format on an iPad. Figure 6.1 shows the new operational interface and its key features and characteristics.

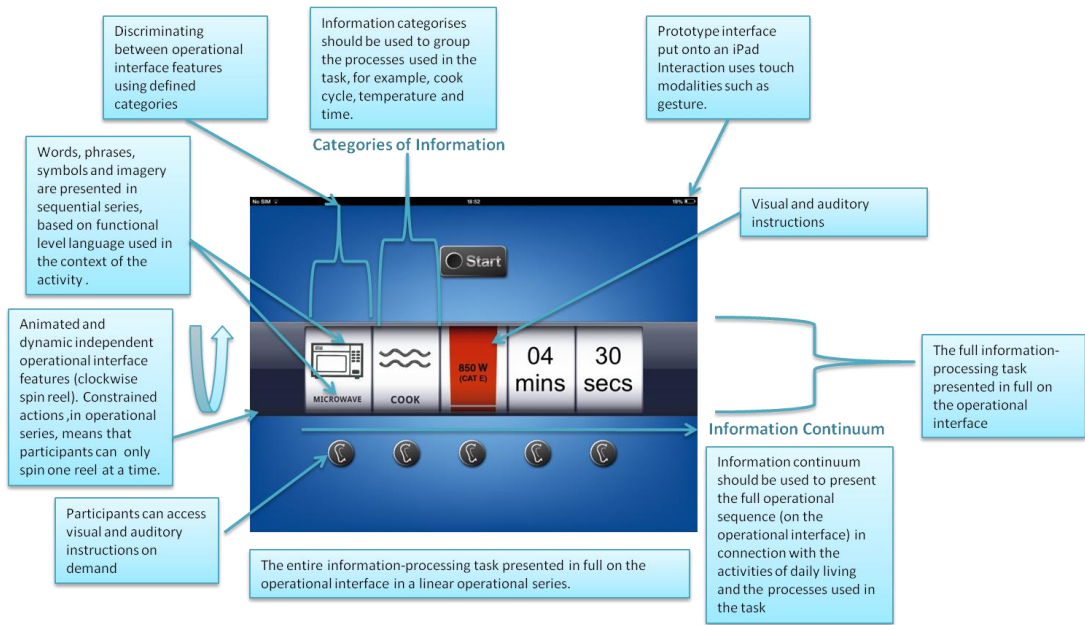
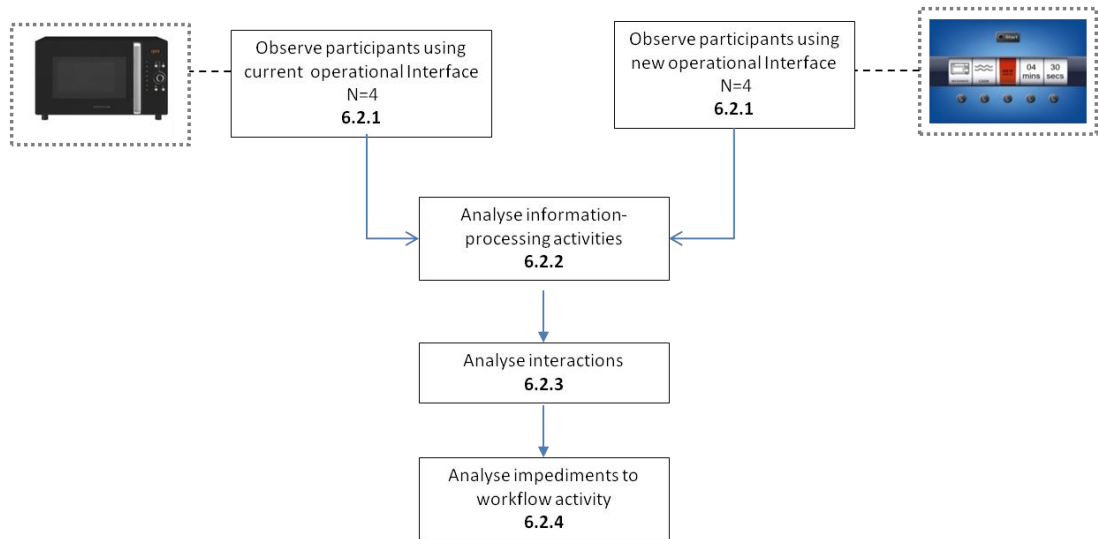


Figure 6.2 New Operational Interface on iPad (reproduced from Figure 3.5)

## 6.2 Method

Key aspects of the research process are shown in Figure 6.3.



**Figure 6.3** Process Used to Compare the New Operational Interface with the Current

The research process built on methods used in Chapter 4 and case studies drawn from Lincoln & Guba (1985). Two empirical studies with eight participants, four using a new microwave oven interface and the others using a current microwave oven interface were carried out. Data was collected and analysed using the coding scheme. Case study methods suggested by Carlile & Christensen (2004), Yin (1994) and Yin (2009) were used to compare data for empirical studies. Comparisons were made between individuals in sub-groups, across age ranges and between interfaces. Data was analysed using the following criteria:



- Information-processing requirements;
- Operational procedures;
- Impediments to workflow activity;
- Operational procedural domains;
- Information-processing skills requirements;
- Overlapping transitions among operational procedural domains; and
- Overlapping transitions among information-processing skills requirements.

Table 6.2 gives an overview of the methods used in the study. Findings from the analysis are discussed in the next Section 6.3.

**Table 6.2** Summary of Instruments & Participants in the Experiment  
Adapted from Chapter 4 (all female)

Combinations of participant, appliance and interface used	Research Instruments	
	Participants	User interface
(DH) Aged 67	Current microwave oven operational interface	Meal Packaging & Manual
(AD) Aged 68	Current microwave oven operational interface	Meal Packaging & Manual
(JB) Aged 72	Current microwave oven operational interface	Meal Packaging & Manual
(ST) Aged 74	Current microwave oven operational interface	Meal Packaging & Manual
(SL) Aged 65	New microwave oven operational interface on an iPad	Written instructions & Meal Packaging
(CMK) Aged 69	New microwave oven operational interface on an iPad	Written instructions & Meal Packaging
(JH) Aged 70	New microwave oven operational interface on an iPad	Written instructions & Meal Packaging
(JH) Aged 74	New microwave oven operational interface on an iPad	Written instructions & Meal Packaging

## 6.3 Results


Results from the descriptive study are reported in this section using the structure and section numbers provided in Figure 6.3.

### 6.3.1 Observations of Participants using Current & New Operational Interfaces

Data was retrieved using the coding framework at two second intervals. Figures 6.4 to 6.11 shows participants' traces (See Appendix E for A3 copies of traces). Five key characteristics of participants' information-processing activities and interactions were observed:

- a) an inability to differentiate between irrelevant and relevant information;
- b) attention decline;
- c) concentration decline;
- d) ineffective information retrieval methods; and
- e) effective information retrieval methods.

Figure 6.4 shows participant DH's information-processing activities and interactions.



**Figure 6.4** DH's Traces using the Current Operational Interface (coded at two second intervals)

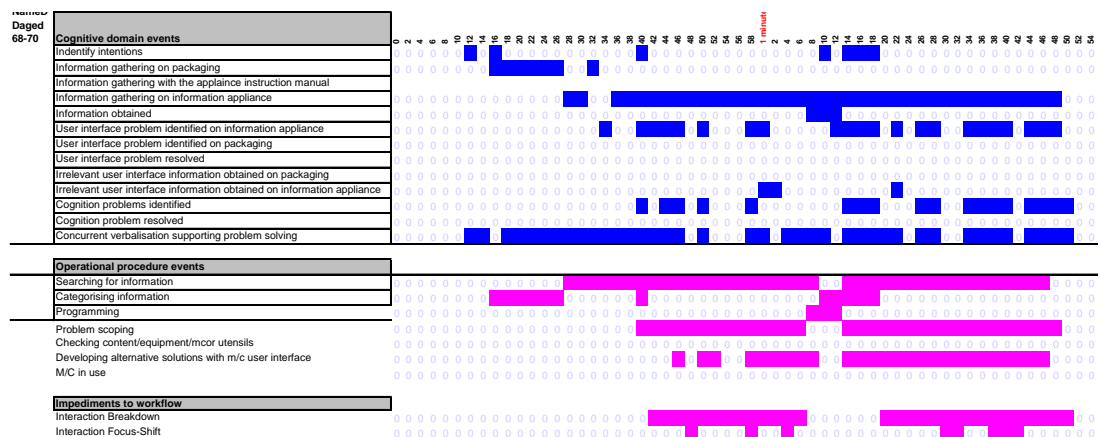
Noticeable findings are as follows.

- DH spent a limited amount of time reviewing the instructions on the packaging, preferring information gathering with the interface to initiate the process.

- Information gathering with the interface formed the greatest proportion of information-processing activities.
- DH did not make an attempt to review the instruction on the ready meal packaging before starting the task.
- DH relied on information gathering with the interface.
- Problem scoping formed the greatest proportion in interactions.
- DH becomes aware quickly of the inconsistent information on the appliance. DH identified operational interface problems approximately 20 seconds into a 60 second task.
- Operational interface issues were not noticed in advance of a series of interaction breakdown and focus-shifts.
- Interaction breakdowns were followed by frequent focus-shifts that became more intermittent and frequent toward the end of the task.

After a programming time of one minute and four seconds, the task ended with the interface successfully programmed to heat the ready meal.

Figure 6.5 shows participant AD's information-processing activities and interactions.




**Figure 6.5** AD's Traces using the Current Operational Interface (coded at two second intervals)

Noticeable findings are as follows.

- AD preferred information gathering with the packaging to initiate the task.
- Concurrent verbalisation coincided with information gathering on the interface.
- Information gathering with the interface formed the greatest proportion of information-processing activities.
- Searching for information, categorising information, problem scoping and developing alternative solution with the appliance interface formed the greatest proportion of interactions.
- AD become aware quickly of the inconsistent information on the interface.
- Operational interface issues were noticed in advance of interaction breakdown and short focus-shifts.
- AD did not reviewed the instruction on the packaging before starting the task.
- AD relied on information gathering with the interface.

After a programming time of one minute and fifty seconds, the task ended with the interface unsuccessfully programmed. Figure 6.6 shows participant JB's information-processing activities and interactions.

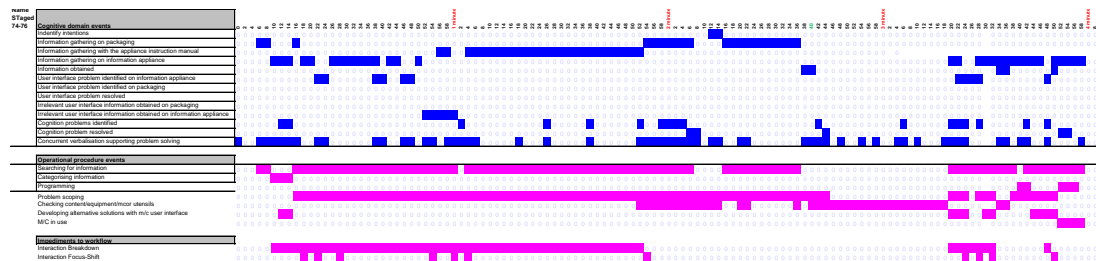


**Figure 6.6** JB's Traces using the Current Operational Interface (coded at two second intervals)

Noticeable findings are as follows.

- JB preferred to identify her intentions as a mean of initiating the task.
- JB preferred information gathering with the interface.
- Operational interface issues with the interface cognition were identified early in the task, before a series of interaction breakdowns occurred.
- Concurrent verbalisation supporting problem solving formed the greatest proportion of information-processing activities.
- Searching for and gathering information formed the greatest proportion of interactions.
- JB became aware of the inconsistent information on the interface, before reviewing the instruction on the ready meal packaging.
- JB relied on the instruction on the packaging and the interface.

After a programming time of one minute and eighteen seconds, the task ended with the interface unsuccessfully programmed. Figure 6.7 shows participant ST's information-processing activities and interactions.



**Figure 6.7** ST's Traces using the Current Operational Interface (coded at two second intervals)

Noticeable findings are as follows.

- ST preferred information gathering with the instructions on the ready meal to initiate the task.
- Information gathering with the interface and instruction manual formed the greatest proportion of information-processing activities.
- Problem scoping and searching for information formed the greatest proportion of interactions.
- ST becomes aware of the inconsistent information on the interface and manual.
- Operational interface issues noticed early in the task.
- ST review relied on interface to resolve operational interface issues.

Figure 6.8 shows participant SL's information-processing activities and interactions. After a programming time of one minute and two seconds, the task ended with the interface unsuccessfully programmed.

name		0	2	4	6	8	10	12	14	16	18	20	22	24	26	28	30	32	34	36	38	40	42	44	46	48	50	52	54	56
SLaged 65-67	<b>Cognitive domain events</b>																													
	Identify intentions	0	0	0	0	0	0	0	0	0	0	0	0	0	0	0	0	0	0	0	0	0	0	0	0	0	0	0	0	
	Information gathering on packaging	0	0	0	0	0	0	0	0	0	0	0	0	0	0	0	0	0	0	0	0	0	0	0	0	0	0	0	0	
	Information gathering with the appliance instruction manual	0	0	0	0	0	0	0	0	0	0	0	0	0	0	0	0	0	0	0	0	0	0	0	0	0	0	0	0	
	Information gathering on information appliance	0	0	0	0	0	0	0	0	0	0	0	0	0	0	0	0	0	0	0	0	0	0	0	0	0	0	0	0	
	Information obtained	0	0	0	0	0	0	0	0	0	0	0	0	0	0	0	0	0	0	0	0	0	0	0	0	0	0	0	0	
	User interface problem identified on information appliance	0	0	0	0	0	0	0	0	0	0	0	0	0	0	0	0	0	0	0	0	0	0	0	0	0	0	0	0	
	User interface problem identified on packaging	0	0	0	0	0	0	0	0	0	0	0	0	0	0	0	0	0	0	0	0	0	0	0	0	0	0	0	0	
	User interface problem resolved	0	0	0	0	0	0	0	0	0	0	0	0	0	0	0	0	0	0	0	0	0	0	0	0	0	0	0	0	
	Irrelevant user interface information obtained on packaging	0	0	0	0	0	0	0	0	0	0	0	0	0	0	0	0	0	0	0	0	0	0	0	0	0	0	0	0	
	Irrelevant user interface information obtained on information appliance	0	0	0	0	0	0	0	0	0	0	0	0	0	0	0	0	0	0	0	0	0	0	0	0	0	0	0	0	
	Cognition problems identified	0	0	0	0	0	0	0	0	0	0	0	0	0	0	0	0	0	0	0	0	0	0	0	0	0	0	0	0	
	Cognition problem resolved	0	0	0	0	0	0	0	0	0	0	0	0	0	0	0	0	0	0	0	0	0	0	0	0	0	0	0	0	
	Visual cognition problem identified	0	0	0	0	0	0	0	0	0	0	0	0	0	0	0	0	0	0	0	0	0	0	0	0	0	0	0	0	
	Visual cognition problem resolved	0	0	0	0	0	0	0	0	0	0	0	0	0	0	0	0	0	0	0	0	0	0	0	0	0	0	0	0	
	Concurrent verbalisation supporting problem solving	0	0	0	0	0	0	0	0	0	0	0	0	0	0	0	0	0	0	0	0	0	0	0	0	0	0	0	0	
	<b>Operational procedure events</b>																													
	Searching for information	0	0	0	0	0	0	0	0	0	0	0	0	0	0	0	0	0	0	0	0	0	0	0	0	0	0	0	0	
	Categorising information	0	0	0	0	0	0	0	0	0	0	0	0	0	0	0	0	0	0	0	0	0	0	0	0	0	0	0	0	
	Programming	0	0	0	0	0	0	0	0	0	0	0	0	0	0	0	0	0	0	0	0	0	0	0	0	0	0	0	0	
	Problem scoping	0	0	0	0	0	0	0	0	0	0	0	0	0	0	0	0	0	0	0	0	0	0	0	0	0	0	0	0	
	Checking content/equipment/mcor utensils	0	0	0	0	0	0	0	0	0	0	0	0	0	0	0	0	0	0	0	0	0	0	0	0	0	0	0	0	
	Developing alternative solutions with m/c user interface	0	0	0	0	0	0	0	0	0	0	0	0	0	0	0	0	0	0	0	0	0	0	0	0	0	0	0	0	
	M/C in use	0	0	0	0	0	0	0	0	0	0	0	0	0	0	0	0	0	0	0	0	0	0	0	0	0	0	0	0	
	<b>Impediments to workflow</b>																													
	Interaction Breakdown	0	0	0	0	0	0	0	0	0	0	0	0	0	0	0	0	0	0	0	0	0	0	0	0	0	0	0	0	
	Interaction Focus-Shift	0	0	0	0	0	0	0	0	0	0	0	0	0	0	0	0	0	0	0	0	0	0	0	0	0	0	0	0	

**Figure 6.8** SL's Traces using the Current Operational Interface (coded at two second intervals)

Noticeable findings are as follows.

- SL spent a limited amount of time on information gathering with the interface.
- Information gathering with the interface formed the greatest proportion of information-processing activities.
- Searching for information and problem solving formed the greatest proportion of interactions.
- SL did not make an attempt to review the instruction on the ready meal packaging before starting the task.
- SL relied on information gathering with the interface.
- SL becomes aware of inconsistent information on the appliance.



- Operational interface issues were noticed in advance of a series of interaction breakdown and focus-shifts.
- Interaction breakdowns were followed by frequent focus-shifts that became more intermittent and frequent toward the end of the task.

After a programming time of one minute and eighteen seconds, the task ended with the interface successfully programmed in heating the ready meal. Figure 6.9 shows participant CMK's information-processing activities and interactions




Figure 6.9 CMK's Traces using the Current Operational Interface (coded at two second intervals)

Noticeable findings are as follows.

- CMK preferred information gathering with the packaging to initiate the task.
- Concurrent verbalisation coincided with information gathering on the interface.
- Information gathering with the interface formed the greatest proportion of information-processing activities.
- Searching for information, categorising information, problem scoping and developing alternative solution with the operational interface formed the greatest proportion of interactions.
- CMK become aware of inconsistent information on the interface.
- Operational interface issues were not noticed in advance interaction breakdown and short focus-shifts.
- CMK did review the instruction on the packaging before starting the task.

After a programming time of two minute and sixteen seconds, the task ended with the interface successfully programmed to heat the ready meal.

Figure 6.10 shows participant JH's information-processing activities and interactions.

Name		0	2	4	6	8	10
<b>JHaged 70-73</b>	<b>Cognitive domain events</b>						
	Identify intentions	0	0	0	0	0	0
	Information gathering on packaging	0	0	0	0	0	0
	Information gathering with the appliance instruction manual	0	0	0	0	0	0
	Information gathering on information appliance						0
	Information obtained	0	0	0	0	0	0
	User interface problem identified on information appliance	0	0	0			0
	User interface problem identified on packaging	0	0	0	0	0	0
	User interface problem resolved	0	0	0	0	0	0
	Irrelevant user interface information obtained on packaging	0	0	0	0	0	0
	Irrelevant user interface information obtained on information appliance	0	0	0	0	0	0
	Cognition problems identified	0	0	0			0
	Cognition problem resolved	0	0	0	0	0	0
	Visual cognition problem identified	0	0	0	0	0	0
	Visual cognition problem resolved	0	0	0	0	0	0
	Concurrent verbalisation supporting problem solving	0	0				0
	<b>Operational procedure events</b>						
	Searching for information						0 0
	Categorising information	0	0	0	0	0	0
	Programming	0	0	0	0	0	0
	Problem scoping						0 0
	Checking content/equipment/mcor utensils	0	0	0	0	0	0
	Developing alternative solutions with m/c user interface	0	0	0	0	0	0
	M/C in use	0	0	0	0	0	0
	<b>Impediments to workflow</b>						
	Interaction Breakdown						0
	Interaction Focus-Shift	0	0	0	0	0	0

**Figure 6.10** JH's Traces using the Current Operational Interface (coded at two second intervals)

Noticeable findings are as follows.

- JH spent a limited amount of time information gathering with the interface.
- Searching for information and problem scoping formed the greatest proportion of interactions.
- JH did not make an attempt to review the instruction on the ready meal packaging before starting the task.

- JH relied on information gathering with the interface.
- JH becomes aware of inconsistent information on the appliance.
- Operational interface issues were noticed at the same time of an interaction breakdown.

After a programming time of eight seconds, the task ended with the interface unsuccessfully programmed. Figure 6.11 shows participant JH information-processing activities and interactions.



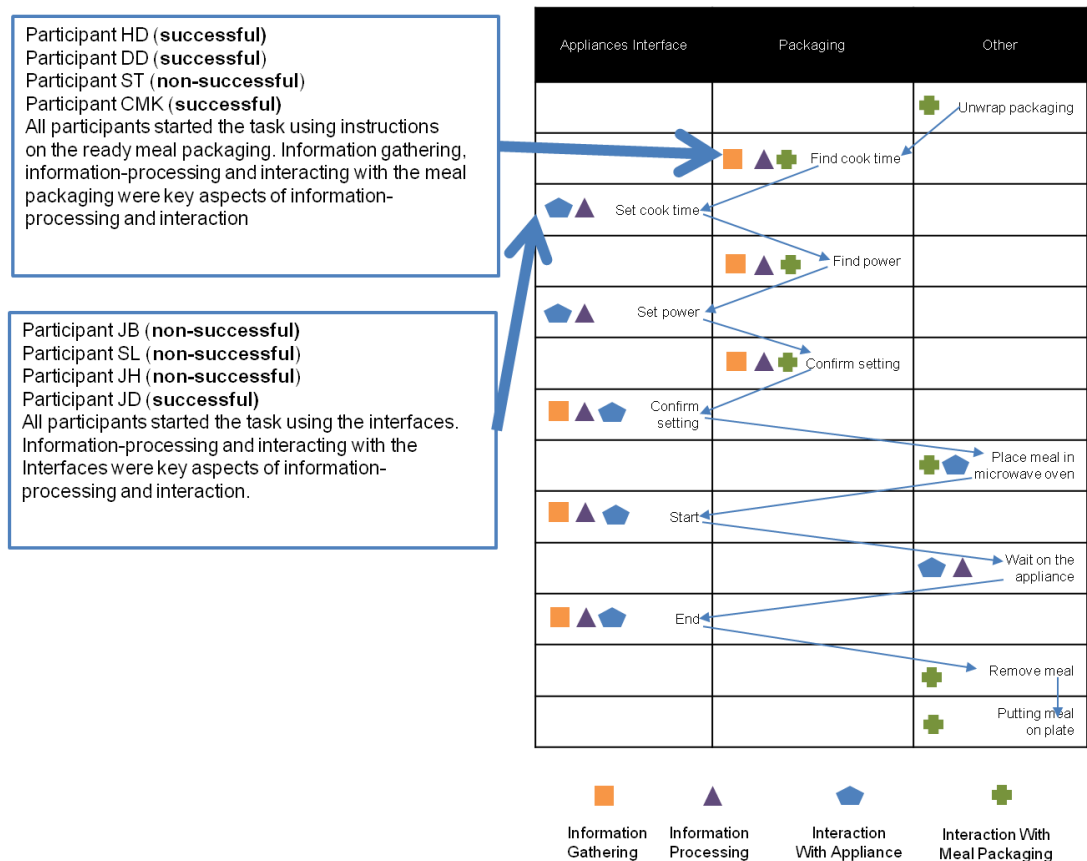
**Figure 6.11** JH's Traces using the Current Operational Interface (coded at two second intervals)

Noticeable findings are as follows.

- JH preferred information gathering with the interface.
- Problem scoping, searching for information and categorising information formed the greatest proportion of interactions.
- JH becomes aware of the inconsistent information on the interface.
- Operational interface issues noticed early in the task.

After a programming time of two minutes and forty four seconds, the task ended with the interface unsuccessfully programmed. Figures 6.12

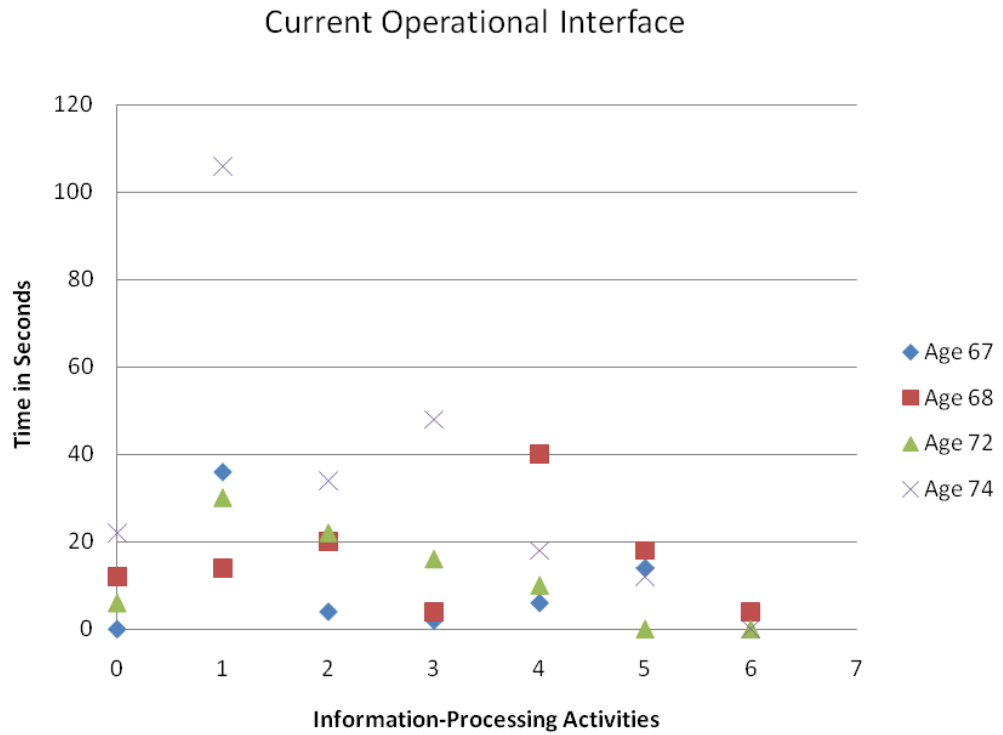
compared participants' interactions and information-processing activities, use of interfaces and instructional materials in relation to participants successful and non-successful completion of the task.



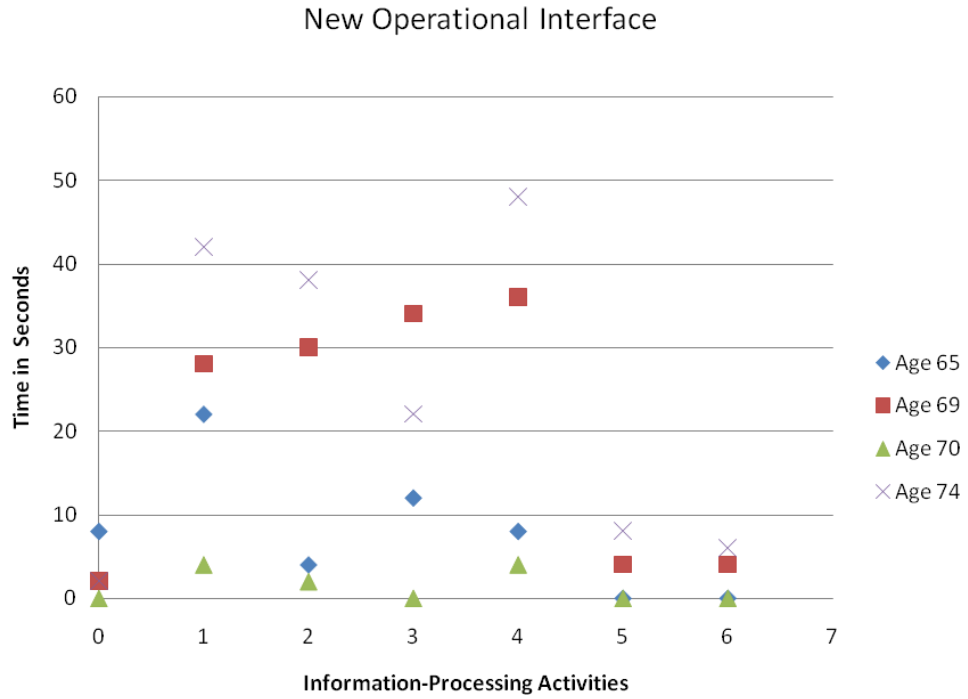
**Figure 6.12** Comparisons of Participants' Interactions & Information-Processing Activities using Interfaces & Instructional Materials

Figures 6.13 to 6.16 shows participants' information-processing activities and interactions in relation to processes used. Figure 6.13 shows the amount of time participants spent in overlapping information-processing activities using the current interface. Figure 6.14 shows the amount of time participants spent in overlapping information-processing activities using the new interface. Figure 6.15 show the amount of time participants spent in

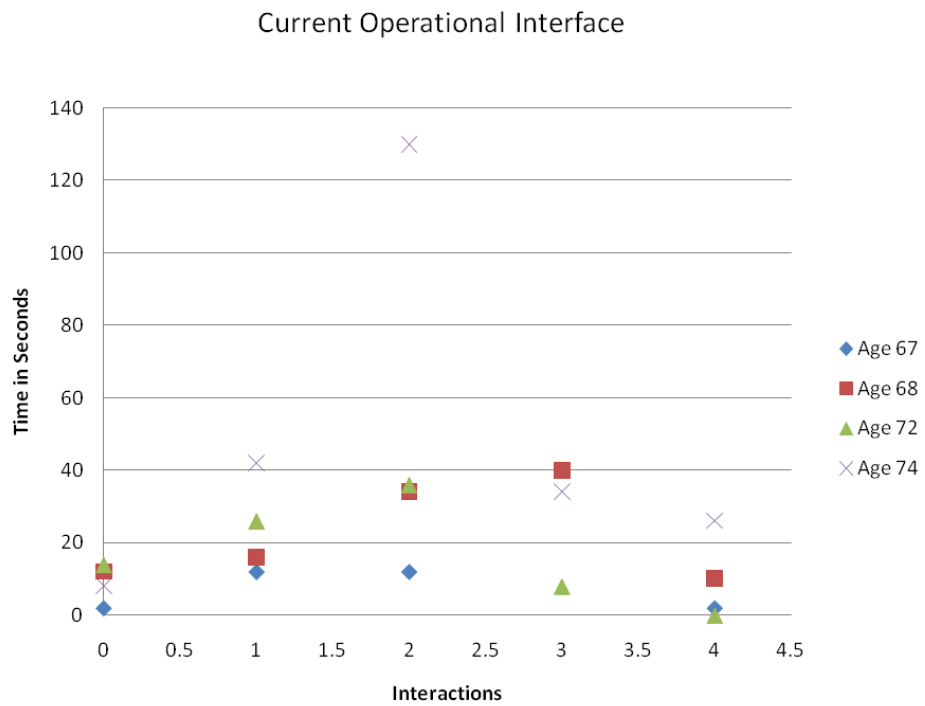
overlapping interactions using the current Interface. Figure 6.16 show the amount of time participants spent in overlapping interactions using the new Interface.



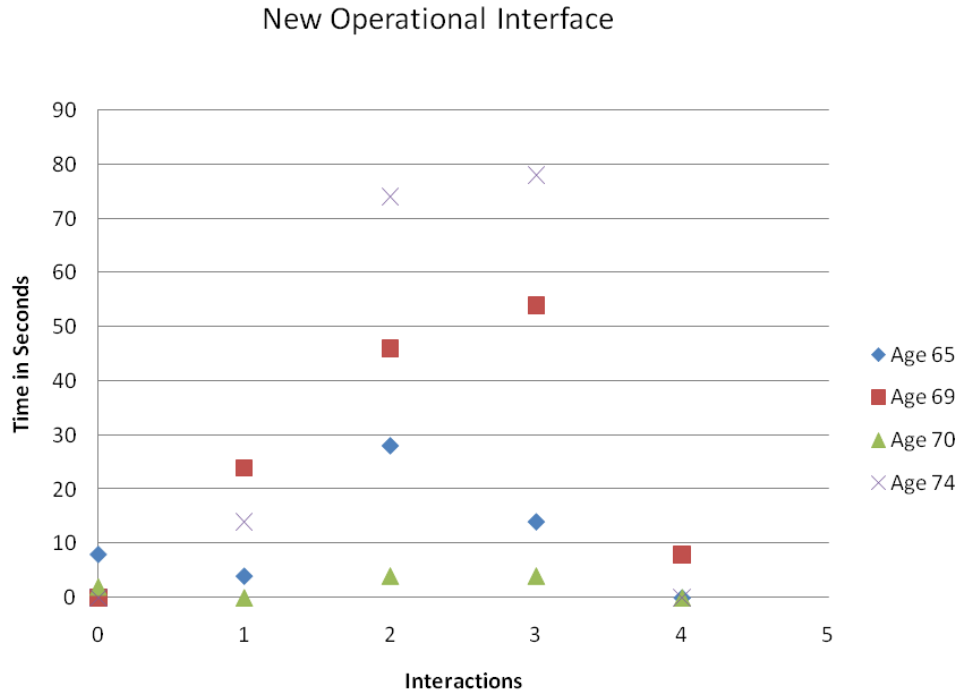
**Figure 6.13** Amount of Time Participants Spent in Overlapping Information-Processing Activities using the Current Interface



**Figure 6.14** Amount of Time Participants Spent in Overlapping Information-Processing Activities using the New Interface



**Figure 6.15** Amount of Time Participants Spent in Overlapping Interactions using the Current Interface



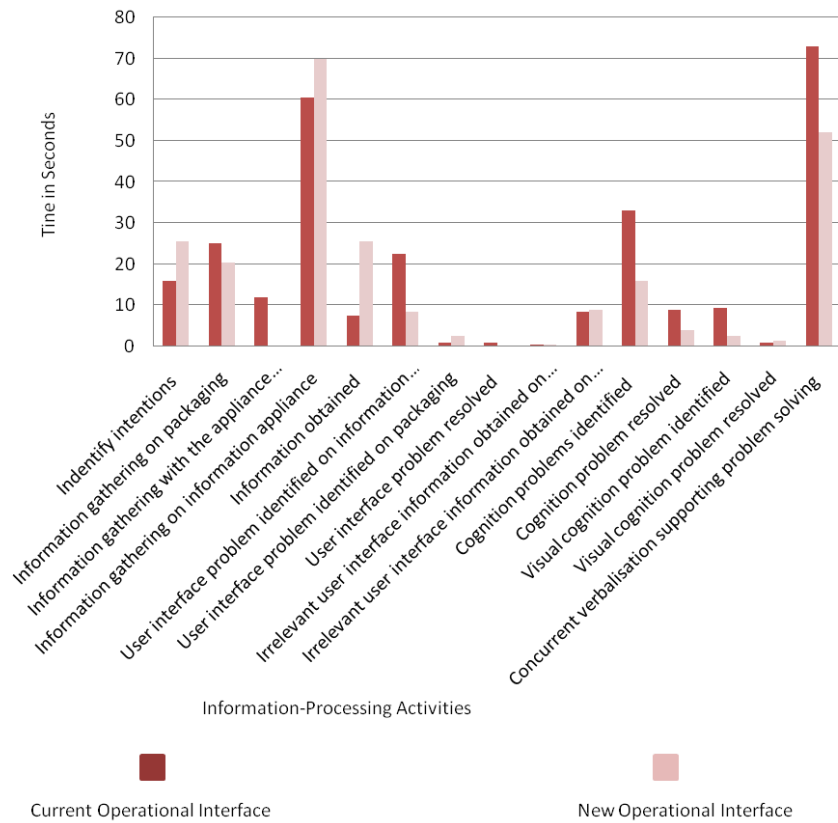
**Figure 6.16** Amount of Time Participants Spent in Overlapping Interactions using the New Interface

Despite experienced difficulties, several participants demonstrated a good level of abilities in information-processing activities and interactions. Participants used information on operational interfaces and instructional materials.

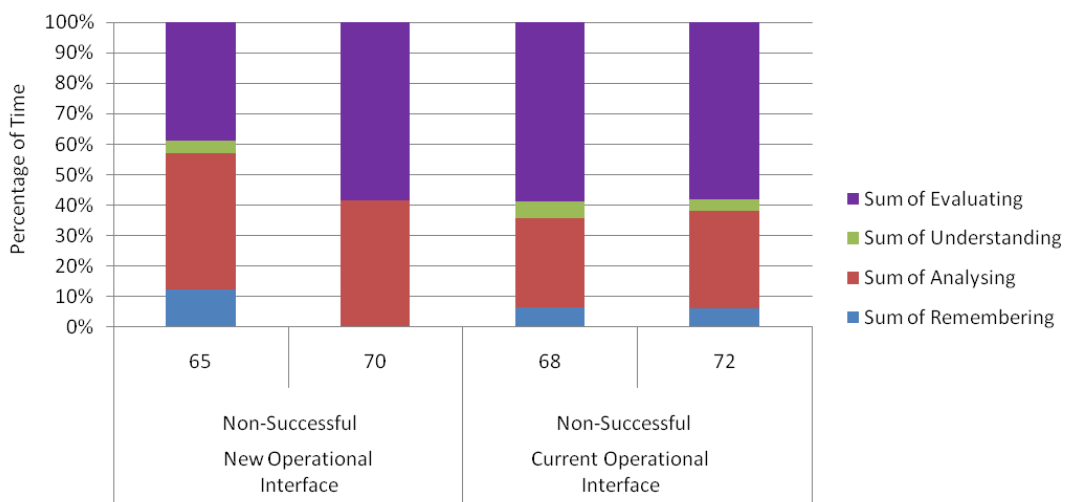
### 6.2.2 Evaluations of Information-Processing Activities

Figures 6.17 to 6.19 shows the information-processing activities used by participants in the task. Figure 6.17 shows the amount of time participants spent in information-processing activities categories. Figure 6.18 shows the percentage of time non-successful participants spent in information-processing domains. Figure 6.19 shows the percentage of time successful participants spent in information-processing domains.

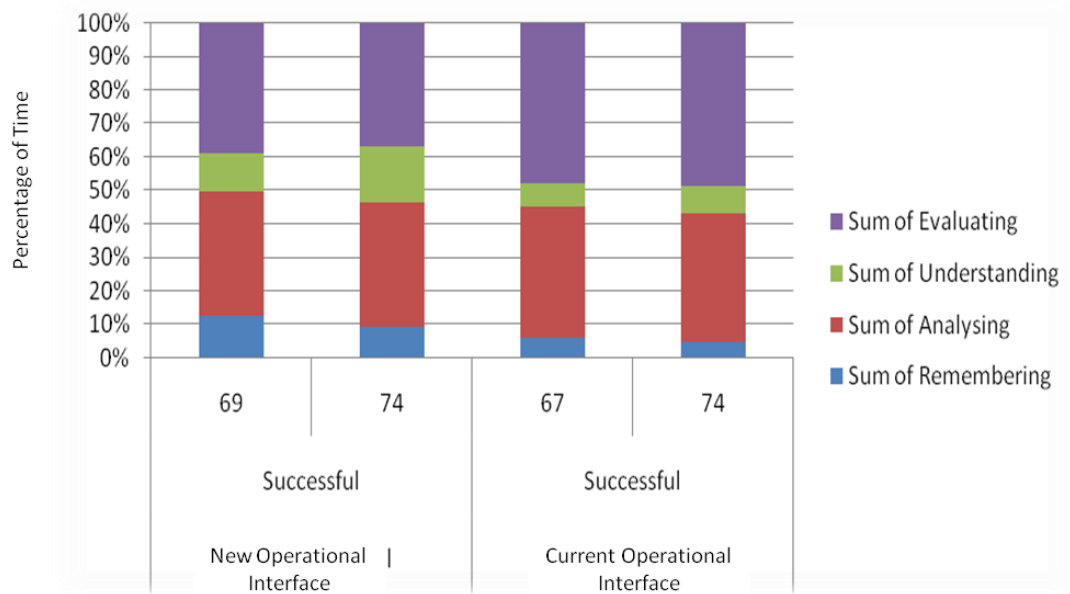




**Figure 6.17** Amount of Time Participants Spent in Information-Processing Activities Categories



**Figure 6.18** Percentage of Time Non-Successful Participants Spent in Information-Processing Domains



**Figure 6.19** Percentage of Time Successful Participants Spent in Information-Processing Domains

Results suggested that the new interface influenced participants' information-processing abilities and concentration level positively. In addition, results suggested that reading and processing information was easier with the new interface. The finding suggested that visual instructions and information on the new interface were better linked to routine activities and habitual behaviours, this in turn, positively influenced information-processing. Participants monitor the layout and configuration of visual instruction and information on interfaces. The finding suggested that visual instructions and information are more favourable to participants when they are in operational sequence. Less interaction breakdowns and focus-shifts occur.

Four key findings about the use of information design were identified: motivators; integration; realtors; and discriminators. For example,

participants analysed and evaluated information in sequential series and used real-life operational procedures. Participants made decisions based on linking visual instructions on operational interfaces and instructional materials. Participants' information-processing and interactions mirrors the activities and habitual behaviours of activities of daily living.

Participants' individual information-processing activities and interactions were distinctive, however, searching and gathering information were key to participants' processes. Information influenced the activities, procedures and operational sequences used by participants. Findings suggested that visual and auditory information presented in sequential series were beneficial. In addition, combining visual and auditory information had positive effect on participants' information-processing activities and interactions. Noticeable findings were the overlapping transitions amongst information-processing activities and interactions. Participants demonstrated a high level of ability to process different information-processing activities and interactions simultaneously. Variability in overlapping transition amongst information-processing activities and interactions was not attributed to participants' age. The study found that four information-processing activities domains were key to the task: analysing, evaluating, understanding and remembering. Results presented evidence of a taxonomy of participants' information-processing activities. Four information-processing activities domains are predominant in how participants' information-processing activities when using operational interfaces for domestics appliances, such as a microwave.

Three distinctive information-processing activities were identified: gathering, obtaining information, and resolving problems using concurrent verbalisation. Affective learning included problem scoping and using information to develop alternative actions and processes. Results in Figures 6.18 and 6.19 indicated that participants paid attention to details and elements of information which can be accessed and played back immediately to perform the task. Findings suggest that participants run into difficulties with words, text, symbol signs and number associations.

Two key characteristics of participants' intervention strategy include differentiation between irrelevant and relevant information. Being able to perform the task and resolve issues depends on a number of information-processing skills. An important information-processing skill is the ability to recognize irrelevant and relevant information in sequence and visualize information. The extensive use of concurrent verbalisation suggests that participants use information to create a task sequence to formulate the process to complete the task. This eventually leads to the ability to remember task purpose, process and a formula for operations. Figure 6.18 and Figure 6.19 show the in ways in which participants' responded to the task and operational issues.

A key finding from this experiment was that participants relied on information gathering on the microwave oven interface and ready meal packaging for instructions and directions. Problem scoping formed the greatest proportion of interactions and participants became aware of information inconsistencies between information sources. Four key factors in the use of information for improvisation and information seeking interventions were identified:

motivators, integrators, relaters and discriminators. For example, participants maintained a focus on these and concentrated on information on the appliance, the new user interface, instruction manual and ready meal packaging. The visual information was used to track information to strengthen working memory. Participants' information-processing activities and interactions were distinctive, searching and gathering information was key to performing the task.

Figures 6.18 to 6.19 show the participants' information-processing activities, interactions and impediments to workflow. Findings suggested that participants continuously linked visual instructions and monitored the layout and configuration of visual instructions and information. On first analysis, interaction breakdowns (where the task is stalled) and focus shifts (where a participant is distracted from the task) appear to have negative effects on performing the task. However, insights on participants' information-processing activities suggest that during interaction breakdowns and focus-shifts participants analyse, evaluate, understand and remember information using these four intervention strategy. Findings suggested interaction breakdowns and focus-shifts are not impediments to workflow, but are required in information-processing.

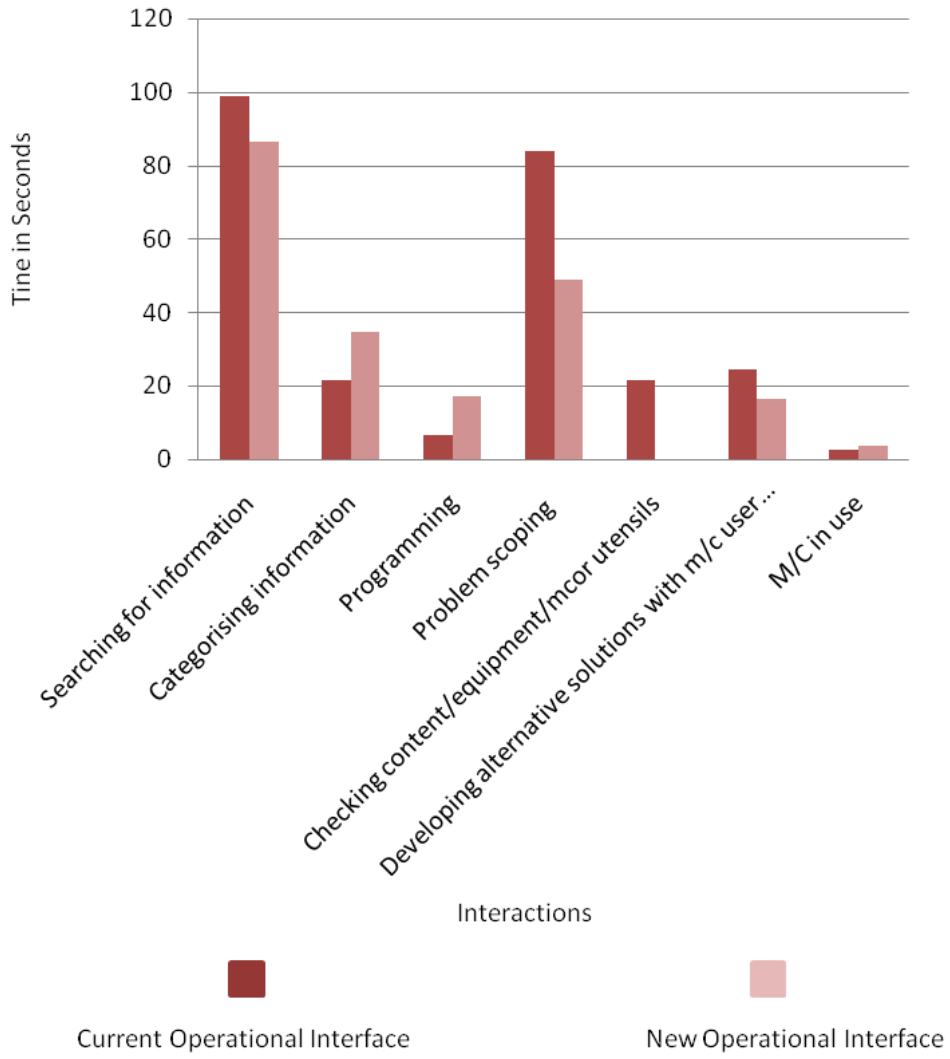
Noticeable findings were that multiple activities of information-processing and interactions demonstrate a high level of ability to process information simultaneously. Being able to solve context-dependent procedure requires activities and interactions to be built on one another like building blocks. The ability to recognize and reproduce operations is the foundation for the next block. From this position, participants were able to build up and store

information about the context and procedure by creating a number of sequences to solve problems and perform the task.

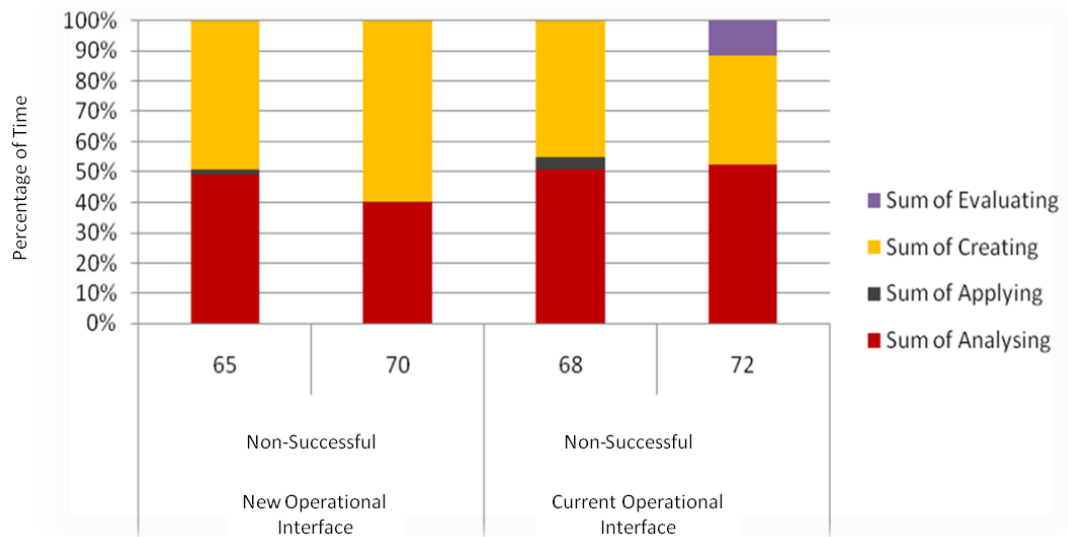
Findings suggest that participants experienced difficulties when making connections between information on the current microwave oven interface and ready meal packaging. The arrangement of information did not reflect a sequential process or the activities involved in performing the task in daily living. In addition, the information resources relied on by the participants were inconsistent. The study found that participants' attention levels, cognitive and perceptual load were affected more by irrelevant and relevant information on the current microwave oven user interface and ready meal packaging. Results indicate that multiple information-processing activities and interactions were key aspects of performing the task.

### **6.2.3 Evaluations of Interactions**

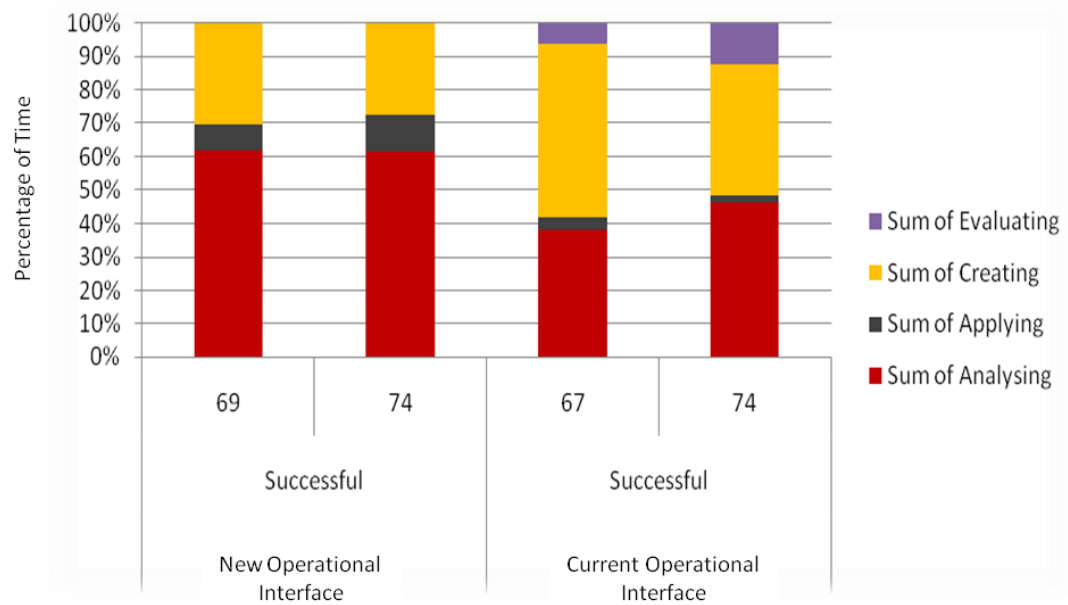
Figures 6.20 to 6.22 shows the interactions used by participants in the task. Figure 6.20 shows the amount of time participants spent in interaction categories. Figure 6.21 shows the percentage of time non-successful participants spent in interaction domains. Figure 6.22 shows the percentage of time successful participants spent in interaction domains.



**Figure 6.20** Amount of Time Participants Spent in Interaction Categories



**Figure 6.21** Percentage of Time Non-Successful Participants Spent in Interaction Domains



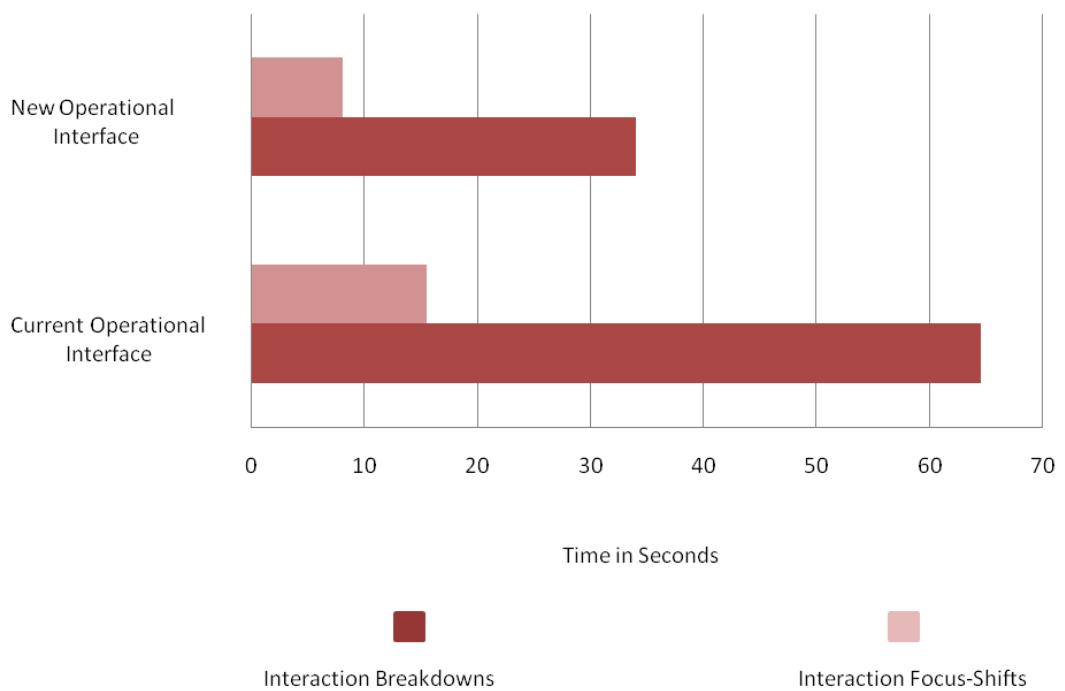
**Figure 6.22** Percentage of Time Successful Participants Spent in Interaction Domains



The study found that four interaction domains were key to the task: analysing, evaluating, applying and creating. Results presented evidence of a taxonomy of participants' interactions. Four interactions domains were predominate in how participants' interact when using operational interfaces for domestics appliances, such as a microwave.

### 6.3.4 Evaluations of Impediments to Workflow Activity

Figure 6.23 shows the amount of time participants spent in impediments to workflow activities.



**Figure 6.23** Amount of Time Participants Spent in Impediments to Workflow Activities

Results suggested that participants experience interaction breakdown (where the task is stalled) and focus shift (where a participant is distracted from the task). Results suggested that interaction breakdowns and focus-shifts are experienced by all participants using both interfaces. On first analysis, interaction breakdowns and focus-shift appear to have negative effect on the task. However, data in Figures 6.17 to 6.19 provided insights on participants' information-processing activities. The study findings suggested that during interaction breakdowns and focus-shifts participants analysing, evaluating, understanding and remembering instruction and information. The study findings suggested interaction breakdowns and focus-shift are not negative, but are required in information-process.

#### **6.4 Discussion**

Results suggested that the new interface enabled natural process. In addition, the habitual behaviours involved information-processing activities domain of analysing, evaluating, understanding and remembering. In addition, interaction domains of analysing, evaluating, applying and creating. Overlapping transitions amongst information-processing activities and interactions were key findings. Comparisons of overlapping transitions amongst information-processing activities and interaction domains showed poor information-processing was not attributed to participants' age.

Overlapping transitions amongst information-processing activities and interactions were a key finding. Participants' information-processing tended to align information on interfaces and instructional materials. The interesting divergence between Lindqvist & Borell (2011) and this study is that this finding suggested that information design on operational interfaces have the

potential to bring about positive changes in information-processing. Interface characteristics can be used to support the routines by introducing, maintaining, reinforcing or regaining valuable insight on activities. In addition, the study found that suggested visual and auditory feedback integrated into information design can facilitate information-processing.

Parker (2011) argues that knowledge of the activities, action and operations used in users' process could be used to improved use centred design. This study found that knowledge acquired in the process of participants' activities are required for next generation information appliances. The study finding suggested that the coding can be used to identify participants' operational sequences and functional language. These have the potential to be used as methods to connect activities, actions and operations. An important finding of this study is that information on instructional materials, such as ready packaging and manual could be considered a factor in non-successful operations with appliances. Results provide evidence to reinforce the use of visual and auditory information on operational interfaces.

Unlike Malinowsky et al. (2010) and Rosenberg's (2009) study, this study found that older participants are not more likely to have decreased ability to use operational interfaces on domestic information-processing appliances. Result of this study suggested that information design decreases participants' abilities, thus, information design can have disabling consequences on the activities of daily living. The ability to manage the information is an important factor to consider when assessing the functional and usability of operational interfaces. In addition, information-processing strategies of participants suggested that irrelevant information affects

participants' information-processing. Similarly to Davenport et al. (2012) this study found that there are inconsistency on operational interfaces. However, this study found that there are inconsistency in information design. The finding suggested that there is a need for a deeper and broader understanding of factors affecting the quality of information used on operational interfaces and instructional materials.

This study found pattern of behaviours in information-processing activities (analysing, evaluating, understanding and remembering) and pattern of behaviours in four interaction (analysing, evaluating, applying and creating). This study concurs with Nycyk & Redsell (2010) study. Indeed, participants were under cognitive and perceptual pressures to use operational interface, however, many participants tended not to be reluctant to learn how to use the interface. In fact, several participants were willing to learn about the interfaces using the manual and ready meal packaging. The findings contributes to understandings of the types of practices older adults because it identified that participants were ready to learn about the process and task.

Schroeder & Ziefle's (2008) study indicated that icons in information on appliances do not obeys ergonomic rules. This study showed how the process of combining functional level language with routine and habitual behaviours experienced in activities of daily living can facilitate information-processing activities and interactions. Jones & Sarter (2008) argued that breakdowns in human-machine interaction are the result of poor feedback, inadequate mental models of the users and the high degree of coupling and complexity on operational interfaces. The study found that interaction breakdowns and focus-shift are essential information-processing, they are a

natural part of the interaction between participants and domestic information-processing appliances.

## **6.5 Summary**

Evaluations of the new and current interfaces suggested that the following features facilitated better participants' interactions and information processing activities.

- Displaying words, phrases, symbols and imagery in sequential series.
- Displaying the whole information-processing task in full on the operational interface.
- Constraining dynamic actions and operations.
- Displaying words, phrases, symbols and imagery based on functional level language used in the context of the activity.
- Using visual and auditory instructions.
- Allowing participants to access visual and auditory instructions on demand.
- Discriminating between operational interface features using defined categories.
- Using categories of information.
- Using information continuum.
- Using touch modalities such as gesture.
- Using a linear operational series.
- Using animated and dynamic operational interface features.

The study found that four participants' (four participants' (two participants using each interfaces) attention levels, cognitive load and perceptual load

were positively affected by the new interface design. The study findings suggested that overlapping information-processing activities and interactions were a key aspects of all participants' use of operational interfaces. Information-processing activities codes of analysing, evaluating, understanding and remembering, in addition, interaction codes of analysing, evaluating, applying and creating were key aspects of all participants' use of operational interfaces

Descriptions of operational procedures and operational sequences were identified. The study found that participants made decisions based on information. In addition, the operational interface was more accessible when the information design on the operational interface mirrored the activities and habitual behaviours of heating food in a real-world context.

The study found that participants' foundation knowledge on a task and functional level language influenced actions. The finding suggested that participants' knowledge of the task in a real-world context determined interactions and information-processing activities.

## **Chapter 7**

### **Conclusions & Future Work**

The aim of the research reported in this thesis was to explore approaches for supporting independent living through the design of operational interfaces that mirror the real-life processes of operational procedures. To conduct the research, twelve participants (aged over 55 and living independently) were observed carrying out two activities of daily living: washing white cotton bedding in a washing machine, and heating a ready meal in a microwave oven. The observations gathered information about participants' processes, appliance design and operational interface issues. In addition, characteristics of participants' interactions and information-processing activities using domestic information-processing appliances, and instructions associated.

Observations of the microwave oven were used to learn about impediments to workflow activities, participants' information-processing activities and information-processing acquisition behaviours. The research study found that there were many issues related to current operational interface designs, for example, participants' inability to understand, recognise and interpret information on operational interfaces. In addition, it was identified that these issues were, in part, because of limited connections between information on operational interfaces and associated instructional materials. The study found that habitual behaviours demonstrated in participants' routine activities tended not to be used in information design on operational interfaces.

Finally, instructions and information on operational interfaces and instructional materials were difficult to follow because they tended not to present information in sequential order.

## **7.1 Discussion with Respect to the Research Objectives**

In this section, the contributions to knowledge with respect to research objectives are presented.

### **1. Determine ways in which designers respond to the changing needs of older adults in the design of operational interfaces on domestic information-processing appliances through a review of the literature.**

User centred design, human centred design and inclusive design are commonly used methods in the design of consumer products for specific populations such as older adults. Evidence of their effectiveness can be seen in mass produced products such as the Oxo Good Grip product range. However, the design of these products tends to concentrate on ergonomic aspects that improve usability. Studies such as Wilson et al. (2009) devote attention to design solutions that compensates for specific sensory, motor and visual difficulties in related to the ageing process. These methods are less well suited to the design of domestic information-processing appliances where a key aspect for users is information-processing.

A limited number of user centred design research studies relate to older adults' attention levels, concentration, perceptual load, cognitive load and word comprehension using operational interfaces on domestic information-processing appliances. Moreover, inclusive and user centred design studies focus on ergonomic issues. For example, Malinowsky et al. (2010) and Rodriguez (2012) recommend that designers resolve operational interface



issues by considering how older adults use operational interfaces. They advocate that designers observe interactions and information-processing activities to understand user-product interactions.

Results of an early study carried out in this research suggested participants experienced difficulties when trying to make connections between information on operational interfaces and associated instructional materials. It was concluded that designers could respond to the changing needs of older adults in two ways:

- a) arrange the information on operational interfaces to reflect the sequential process of the activity of daily living; and
- b) make the information on operational interfaces and associated instructional materials consistent with each other.

**2. Identify operational interface design goals through observations of older adults using operational interfaces on domestic information-processing appliances to carry out activities of daily living.**

Two empirical studies with two participants, one using a washing machine and the other using a microwave oven, were carried out. Two key design goals were identified. Firstly, an information continuum should be used to present the full operational sequence (on the operational interface) in connection with the activities of daily living and the processes used in the task. Secondly, information categories should be used to group the processes used in the task, for example, cook cycle, temperature and time. In this way, all aspects of the operation on the appliance could be understood, recognised and interpreted.

**3. Establish evaluative performance criteria to enable the design, development and assessment of an alternative domestic information-processing appliances operational interface.**

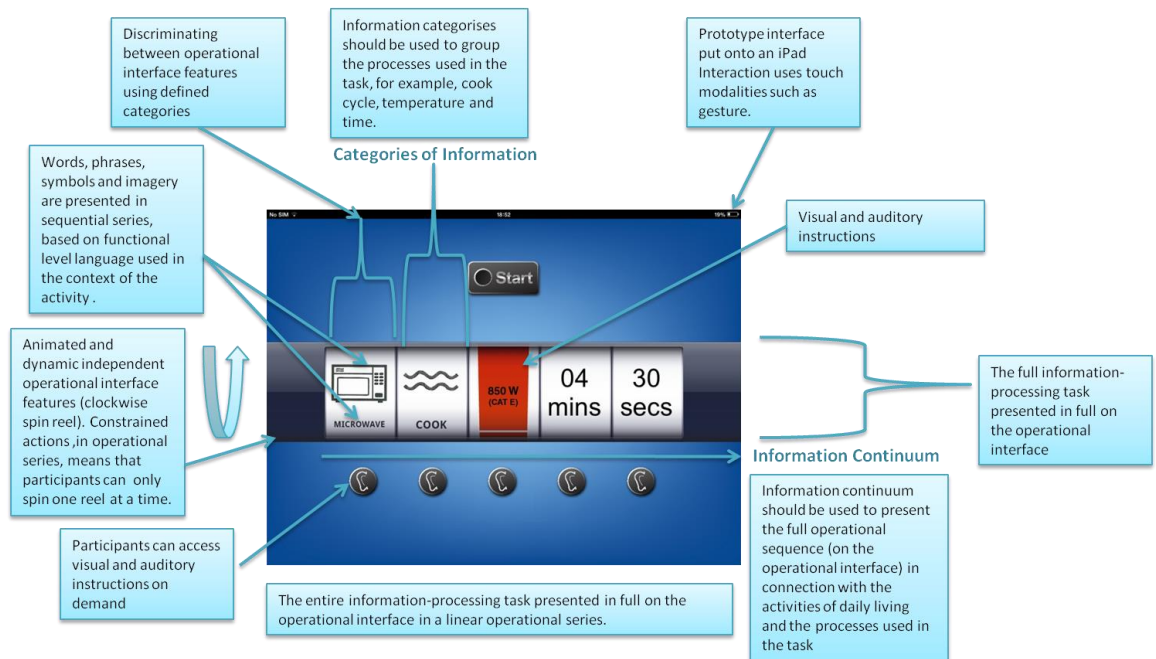
Characteristics of interaction with microwave oven and the washing machine were identified. Twelve evaluative performance criteria for operational interfaces for participants were defined and associated with requirements for a new operational interface design. The criteria and associated with requirements are summarised in Table 7.1

**Table 7.1** Microwave Oven & Washing Machine Evaluative Performance Criteria & Associated Design Requirements (reproduced from Figure 4.6)

Evaluative Performance Criteria	Associated Design Requirements
<b>Purposeful</b>	The operational interface should allow participants to make meaningful connections between the information-processing task, activities, its goals and information used
<b>Size of Visual Instructions Appropriate for Use</b>	Ensure that participants can read the operational interface features from a minimum distance of 500mm. Ensure that participants can reach and touch the operational interface features from a normal operating position. Positioned operational interface features along the horizontal line of sight between zero and 30 degrees.
<b>Standardised Elements</b>	Use consistent instructions and information on operational interfaces
<b>Responsiveness to Errors</b>	Use visual and auditory instructions on operational interfaces
<b>Functional Grouping</b>	Place operational interface features in a linear operational series-constrain the series of actions if necessary
<b>Sequential Grouping</b>	User functional level language based on operational series based on operational interfaces.
<b>Learnability</b>	Use intuitive words, phrases, symbols and imagery used in early learnt experience of the activity or task
<b>Flexible in Use</b>	Allow participants to tailor actions, operational series and activities
<b>Perceptibility</b>	Use recognisable and understood words, phrases, symbols and imagery
<b>Intelligibility</b>	Use interpretable words, phrases, symbols and imagery
<b>Level of Cognitive Effort</b>	Use sequential series and auditory repetition of words, phrases, symbols and imagery to minimise cognitive overload
<b>Actionability</b>	Use operational series and discriminate between operational interface features

#### 4. Design and develop an alternative operational interface for a domestic information-processing appliance and evaluate how its effects older adults' interactions.

The final design of the new operational interfaces is presented and evaluated in Chapter 6 and details of the design development process are reported in Appendix A. The new design was created to respond to the design goals identified in Objective 2. The new operational interface and the ways in which it addresses the design goals and requirements in Objective 3 are summarised in Figure 7.1



**Figure 7.1** New Operational Interface on iPad App & the Design Goals Summarised ((reproduced from Figure 6.1, annotated with key design features (See Appendix F))

**5. Establish a framework to enable the assessment of the interactions and information-processing activities in the use of operational interfaces.**

A framework, in the form of a coding scheme, for use in the assessment of participants' interactions and information-processing activities when using domestic information-processing appliances was established. Video footage of the microwave oven was used to produce the coding scheme. Three coding categories were derived: eighteen information-processing activity codes, six interactions codes and two impediments to workflow activity codes. Chapter 6 reports the use of the coding scheme to evaluate two operational interface designs (new and current microwave oven) in the context of the activities of daily living. Descriptions of participants' interactions and information-processing activities were defined. Sequences and interactions used in real-life operational procedures were analysed and evaluated.

**6. Evaluate the framework by using it to analyse the effects that information-processing has on older adult interactions with domestic information-processing appliances.**

Two empirical studies with eight participants, four using the new microwave oven interface (see Appendix A) and the others using a current microwave oven interface were carried out. Comparisons were made between participants using the two interfaces. Data was analysed using the following as criteria:

- Information-processing requirements;

- Operational procedures;
- Impediments to workflow activity;
- Operational procedural domains;
- Information-processing skills requirements;
- Overlapping transitions among operational procedural domains; and
- Overlapping transitions among information-processing skills requirements.

The study found that four participants' (two participants using each interface) attention levels, cognitive load and perceptual load were positively affected by the new interface design. The study found that overlapping information-processing activities and interactions were key aspects of all participants' use of operational interfaces. Information-processing activities codes of analysing, evaluating, understanding and remembering, in addition, interaction codes of analysing, evaluating, applying and creating were key aspects of all participants' interactions using operational interfaces on the domestic information-processing appliances.

Participants' interactions and information-processing activities mirrored the activities and habitual behaviours of heating a meal in a real-world context. Evaluations of participants' information-processing activities indicated that talking through operational interface issues was an important aspect of information-processing. Four participants showed an ability to resolve operational interface issues. This was done by referring to information in operational sequence. The study identified the importance of participants' foundation knowledge (task and functional level language) which was used to influence actions. The findings suggested that participants' knowledge of

the task in a real-world context determined interactions and the information-processing activities. Of particular interest, was the fact that the coding scheme could be used to define participants' conscious and unconscious interactions and information-processing activities.

## **7.2 Contribution to Knowledge Made**

The aim of this research was to explore information-processing activities and interactions of older adults when using domestic appliances with a view to improving the design of user interfaces on such appliances. This was achieved by investigating older adults' experiences and perceptions of information-processing activities and interactions when performing tasks with domestic information-processing appliances in conjunction with information such as appliance user manuals and ready meal packaging.

The overarching research question addressed by the research was,

“What types of operational user interface can support older adults with reduced information processing capabilities in using domestic information-processing appliances more effectively?”

Evaluative Performance Criteria for Domestic Information-Processing were established. A coding scheme, based on these criteria was defined and used to collect, analyse and evaluate information-processing activities, interactions and impediments to workflow in a series of experiments.

## **7.3 Users & Beneficiaries of the Research**

The research delivered benefits from a number of perspectives.

- For design practitioners, the research study provides a coding scheme that can be used to identify and analyse information-processing activities and interactions in the context of human activity.
- For occupational therapists, the research study provides insights into ways in which habitual behaviours demonstrated in the routine activities of daily living could be used to inform the design of operational interfaces, visual instructions and information-processing tasks to be completed by older adult with reduced information-processing and interactions.
- For consumer product manufacturers, the research study provides insights on different user interface points used by older adults to inform the performance of a task.
- For social scientists, the research study provides insights into the different information-processing activities and interactions used by older adults. Researchers in the social sciences could use the coding scheme to define activities influencing participants' natural approaches to problem solving such as personal and epistemological reflexivity to identify participants' values and beliefs and the foundations of knowledge and information referencing found in concurrent verbalisation.
- For human computer interaction researchers, specialists and ergonomists, the research study provides understandings of different points of view toward the use of the information in the same human activity.
- For design researchers, the coding scheme provides a method to collect and analyse information-processing activities, interactions and impediments to workflow, and describes older adults' actions, operations

and activities while performing a tasks. This is of particular relevance, to researchers studying conscious and unconscious cognition and interaction, also researchers studying habitual ritual, behaviours and thought patterns of users young and old.

#### **7.4 Validity, Generalisability & Reliability of Results**

This research study revealed practical difficulties experienced by older users using domestic information processing appliances. The results highlighted shortcomings in the design of information on user interfaces and information source materials are the main reason of interaction breakdowns and focus-shifts. Findings suggests these are the reason for multiple transitions amongst interactions and information-processing activities. The findings provide a deeper understanding of the complexities of interactions and information-processing activities. The coded units in three categories of the coding scheme, could be adapted to collect, analyse and evaluate verbal protocol and protocol on the use of other domestic information processing appliances, such as washing machines, where the use of the appliance is based on processes involved a purposeful activity. On the other hand, the research is less applicable to appliances that perform one off functions such as kettles and toaster.

The research study used random variation and ensured sample size was adequate for the study. However, all the participants were European females. As a result, findings may not translate to older adults from other genders or ethnicities. In a further study, observations of a more diverse mix of gender and ethnicity could be carried out. The research involved twelve participants over 55 years-old and three operational interfaces. A larger



number of participants and operational interfaces would have been preferred, however, there needed to be balance between the overall research time frame and the research study design. There are still gaps in knowledge that need to be explored in regards to operational interface design, such as affordance and information. A next step could be to build a stronger evidence base, based on the various types of information on a variety of domestic information-processing appliances.

## **7.5 Further Work**

The premise of the research study was to explore approaches for supporting independent living through the design of operational interfaces. Future work could focus on evaluations and explorations of different operational interface designs using the coding scheme. The question of how older men and ethnic groups in the UK, and internationally use domestic information-processing appliances is a priority for further investigation. Engaging diverse older adults could uncover differing reported experiences. It is possible that older men and people with non-European ethnicities, use different kinds of interactions and information-processing strategies.

Data was collected manually in this research. An opportunity for further development of the research lies in the use of a more automated data collection system. The coding scheme's validation suggested its potential for a further study. The video-recording of participant MW using the microwave oven could be analysed using the coding scheme. The evaluative performance criteria were developed so that product designers could identify the needs of older adults. Future work could focus on evaluations of the performance criteria with product designers. Outcomes could provide greater

insights on ways in which to improve the design of operational interfaces for older adults.

Ageing research in developing countries requires multidisciplinary research. Developing countries urgently need research to help relieve the pressure of an ageing population. Results of this study suggested that older adults living independent in developing countries around the world could be an area for evaluation and exploration. The Caribbean and Latin American's populations are both increasing and ageing. The number of older adults living independently in their homes is expected to increase. Demands on public services, family fragmentation and geographical dispersal of relatives means that older adults in the Caribbean and Latin American are living alone for longer. Initial research could focus on information design, activity and affordances Kaptelinin & Nardi (2012) and Bærentsen & Trettvik (2002), independent living and ageing in the Caribbean and Latin America.

## List of References

Affairs, A. (2016). System Usability Scale (SUS). [online] Usability.gov. Available at: <http://www.usability.gov/how-to-and-tools/methods/system-usability-scale.html> [Accessed 2 Mar. 2016].

Authority, N. and Design, C. (2016). The 7 Principles | Centre for Excellence in Universal Design. [online] Universaldesign.ie. Available at: <http://universaldesign.ie/What-is-Universal-Design/The-7-Principles/> [Accessed 23 Oct. 2016].

Anderson, L.W., Krathwohl, D.R. and Bloom, B.S., 2001. A taxonomy for learning, teaching, and assessing: A revision of Bloom's taxonomy of educational objectives. Allyn & Bacon.

Arunachalam, V. and Sasso, W., 1996. Cognitive processes in program comprehension: An empirical analysis in the context of software reengineering. *Journal of Systems and Software*, 34(3), pp.177-189.

Ateca-Amestoy, V. and Ugidos, A., 2013. The impact of different types of resource transfers on individual wellbeing: An analysis of quality of life using CASP-12. *Social indicators research*, 110(3), pp.973-991.

Atkinson, M.T., Li, Y., Machin, C.H. and Sloan, D., 2010, July. Towards accessible interactions with pervasive interfaces, based on human capabilities. In *International Conference on Computers for Handicapped Persons* (pp. 162-169). Springer Berlin Heidelberg.

Atman, C.J., Chimka, J.R., Bursic, K.M. and Nachtman, H.L., 1999. A comparison of freshman and senior engineering design processes. *Design Studies*, 20(2), pp.131-152.

Bærentsen, K.B. and Trettvik, J., 2002, October. An activity theory approach to affordance. In *Proceedings of the second Nordic conference on Human-computer interaction* (pp. 51-60). ACM.

Bharucha, A.J., Anand, V., Forlizzi, J., Dew, M.A., Reynolds, C.F., Stevens, S. and Wactlar, H., 2009. Intelligent assistive technology applications to dementia care: current capabilities, limitations, and future challenges. *The American journal of geriatric psychiatry*, 17(2), pp.88-104.

- Black, A., Buur, J. (1996). Making Solid User Interfaces Work. *Information Design Journal* 8(2), 99–108
- Blaikie, N., 2009. Designing social research. Polity.
- Bødker, S., 1987. Through the interface-A human activity approach to user interface design. *DAIMI Report Series*, 16(224).
- Bodker, S., 1989. A human activity approach to user interfaces. *Human-Computer Interaction*, 4(3), pp.171-195.
- Bødker, S., 1995, December. Applying activity theory to video analysis: how to make sense of video data in human-computer interaction. In *Context and consciousness* (pp. 147-174). Massachusetts Institute of Technology.
- Bødker, S., 2006, October. When second wave HCI meets third wave challenges. In *Proceedings of the 4th Nordic conference on Human-computer interaction: changing roles* (pp. 1-8). ACM.
- Bodker, S., and Sundblad, Y. (2008). "Usability and interaction design - new challenges for the Scandinavian tradition." *Behaviour & Information Technology*. 27(4): P 293-300.
- Boman, I.L., Rosenberg, L., Lundberg, S. and Nygård, L., 2012. First steps in designing a videophone for people with dementia: identification of users' potentials and the requirements of communication technology. *Disability and Rehabilitation: Assistive Technology*, 7(5), pp.356-363
- Börsch-Supan, A. and Schuth, M., 2013. 29 Early retirement, mental health and social networks. *Active ageing and solidarity between generations in Europe: First results from SHARE after the economic crisis*, p.337.
- Bourgeois III, L.J. and Eisenhardt, K.M., 1988. Strategic decision processes in high velocity environments: Four cases in the microcomputer industry. *Management science*, 34(7), pp.816-835.
- Brajnik, G. and Giachin, C., 2014. Using sketches and storyboards to assess impact of age difference in user experience. *International Journal of Human-Computer Studies*, 72(6), pp.552-566.
- Brewster, S.A., Wright, P.C. and Edwards, A.D., 1994, April. The design and evaluation of an auditory-enhanced scrollbar. In *Proceedings of the SIGCHI Conference on Human Factors in Computing Systems* (pp. 173-179). ACM.
- BRITISH STANDARDS INSTITUTE, 1990. pp 7310: 1990. *Anthropometrics: an introduction*. London: British Standards Institute.

BRITISH STANDARDS INSTITUTE, 2002. ISO/TR 16982: 2002 Ed 1. Ergonomics of human-system interaction - Usability methods supporting human-centred design. London: British Standards Institute.

BRITISH STANDARDS INSTITUTE, 2003. DD ISO/PAS 18152: 2003. Ergonomics of human-system interaction - Specification for the process assessment of human-system issues. London: British Standards Institute.

BRITISH STANDARDS INSTITUTE, 2010. BS EN ISO 9241-210: 2010. Ergonomics of human-system interaction - Human-centred design for interactive systems. London: British Standards Institute.

BRITISH STANDARDS INSTITUTE, 2014. DP ISO/IEC guide 71: 2014. Guide for addressing accessibility in standards. London: British Standards Institute.

BRITISH STANDARDS INSTITUTE, 2014. PD DP ISO/IEC guide 71: 2014. Guide for addressing accessibility in standards. London: British Standards Institute.

BRITISH STANDARDS INSTITUTE, 2015. BS EN 301549: 2015. Accessibility requirements suitable for public procurement of ICT products and services in Europe. London: British Standards Institute.

BRITISH STANDARDS INSTITUTE, PAS 1365: 2015. Code of practice for the recognition of dementia - Friendly communities in England. London: British Standards Institute.

Bruder, C., Blessing, L. and Wandke, H., 2014. Adaptive training interfaces for less-experienced, elderly users of electronic devices. *Behaviour & Information Technology*, 33(1), pp.4-15.

Bryman, A. and Cramer, D., 2002. *Quantitative data analysis with SPSS release 10 for Windows: a guide for social scientists*. Routledge.

Carlile, P.R. and Christensen, C.M., 2004. The cycles of theory building in management research.

Carmichael, A., Newell, A.F. and Morgan, M., 2007. The efficacy of narrative video for raising awareness in ICT designers about older users' requirements. *Interacting with Computers*, 19(5-6), pp.587-596.

Castro, P.C., Martins, G.A., Melo, J.E., Mayumi, M. and Fortes, R.M., 2015, November. New Indicators and Usability Guidelines for Designing Interfaces for Touchscreens-based Devices to Older Adults. In *GERONTOLOGIST* (Vol. 55).

- Charles, N., 2007. Estimates of the number of older people with a visual impairment in the UK. *British Journal of Visual Impairment*, 25(3), pp.199-215.
- Clark, (2016). [online] Available at: Clark (2000) <http://www.inclusivedesigntoolkit.com/betterdesign2/> [Accessed 3 Feb. 2016].
- Clarkson, P.J., Coleman, R., Keates, S. and Lebbon, C., 2013. *Inclusive design: Design for the whole population*. Springer Science & Business Media.
- Clarkson, P.J. and Coleman, R., 2015. History of Inclusive Design in the UK. *Applied ergonomics*, 46, pp.235-247.
- Clay, L. and Barral, Y., 2013. New approaches to an age-old problem. *Current opinion in biotechnology*, 24(4), pp.784-789.
- Claypoole, V.L., Schroeder, B.L. and Mishler, A.D., 2016. Keeping in Touch Tactile Interface Design for Older Users. *Ergonomics in Design: The Quarterly of Human Factors Applications*, 24(1), pp.18-24.
- Coelho, J., Guerreiro, T. and Duarte, C., 2013. Designing tv interaction for the elderly—a case study of the design for all approach. In *A Multimodal End-2-End Approach to Accessible Computing* (pp. 49-69). Springer London.
- Cronin-Golomb, A., Gilmore, G.C., Nearing, S., Morrison, S.R. and Laudate, T.M., 2007. Enhanced stimulus strength improves visual cognition in aging and Alzheimer's disease. *Cortex*, 43(7), pp.952-966.
- de Barros, A.C., Leitão, R. and Ribeiro, J., 2014. Design and evaluation of a mobile user interface for older adults: navigation, interaction and visual design recommendations. *Procedia Computer Science*, 27, pp.369-378.
- Davenport, R.D., Mann, W. and Lutz, B., 2012. How older adults make decisions regarding smart technology: An ethnographic approach. *Assistive Technology*, 24(3), pp.168-181.
- Duh, E.S., Guna, J., Pogačnik, M. and Sodnik, J., 2016. Applications of Paper and Interactive Prototypes in Designing Telecare Services for Older Adults. *Journal of medical systems*, 40(4), pp.1-7.
- Eisenhardt, K.M. and Bourgeois, L.J., 1988. Politics of strategic decision making in high-velocity environments: Toward a midrange theory. *Academy of management journal*, 31(4), pp.737-770.

- Eisenhardt, K.M., 1989. Building theories from case study research. *Academy of management review*, 14(4), pp.532-550.
- Elton, E., Johnson, D., Nicolle, C. and Clift, L., 2013. Supporting the development of inclusive products: the effects of everyday ambient illumination levels and contrast on older adults' near visual acuity. *Ergonomics*, 56(5), pp.803-817.
- Engestrom, Y., 1987. *Learning by expanding*. Helsinki: Orienta-Konsultit Oy.
- Erlandson, D., Harris, E., Skipper, B., and Allen, S. (1993). *Doing Naturalistic Inquiry: A guide to methods*. Newbury. Sage Publications.
- Ericsson, K. A., & Simon, H. A. (1998). How to study thinking in everyday life: Contrasting think-aloud protocols with descriptions and explanations of thinking. *Mind, Culture, and Activity*, 5(3), 178-186.
- Fan, H.C., Yi, X.H., Cheng, X.M. and Zhu, Y.F., 2012. Automatic Wool Washing Machine Design and Research. In *Applied Mechanics and Materials* (Vol. 109, pp. 377-380). Trans Tech Publications.
- Fendt, J. and Kaminska-Labbé, R., 2011. Relevance and creativity through design-driven action research: Introducing pragmatic adequacy. *European Management Journal*, 29(3), pp.217-233.
- Ferreira, F., Almeida, N., Rosa, A.F., Oliveira, A., Casimiro, J., Silva, S. and Teixeira, A., 2014. Elderly centered design for interaction—the case of the S4S medication assistant. *Procedia Computer Science*, 27, pp.398-408.
- Ficocelli, M. and Nejat, G., 2012. The design of an interactive assistive kitchen system. *Assistive Technology*, 24(4), pp.246-258.
- Finucane, M.L. and Gullion, C.M., 2010. Developing a tool for measuring the decision-making competence of older adults. *Psychology and aging*, 25(2), p.271.
- Freeman, E., Sagi, D. and Driver, J., 2001. Lateral interactions between targets and flankers in low-level vision depend on attention to the flankers. *Nature neuroscience*, 4(10), pp.1032-1036.
- Freeman, E., Driver, J. and Sagi, D., 2002. Psychophysical measurement of attentional modulation in low-level vision using the lateral-interactions paradigm. In *Visual Attention Mechanisms* (pp. 25-39). Springer US.
- Freeman, E. and Driver, J., 2005. Task-dependent modulation of target-flanker lateral interactions in vision. *Perception & psychophysics*, 67(4), pp.624-637.

Freeman, E., Macaluso, E., Rees, G. and Driver, J., 2014. fMRI correlates of object-based attentional facilitation versus suppression of irrelevant stimuli. *PERCEPTION*, 43(10), pp.1116-1116.

Frohlich, D., Lim, C. and Ahmed, A. 2013. Keep, lose, change: Prompts for the re-design of product, concepts in a focus group setting. *CoDesign: International Journal of CoCreation in Design and the Arts*. In Press

Frohlich, D, Lim, C, Woods, S & Ahmed, A 2012, What older people want:: A catalogue of co-designed ICT Concepts. Surrey Design and Print, Guildford.

Frohlich, D., Lim, C., Wood, S. and Ahmed, A. 2012. What older people want: a catalogue of co-designed ICT concepts. p6 – 7. Available at: [http://sus-it.lboro.ac.uk/SusIT\\_DWRC.pdf](http://sus-it.lboro.ac.uk/SusIT_DWRC.pdf)

Ganneau, V., Calvary, G. and Demumieux, R., 2008. Learning key contexts of use in the wild for driving plastic user interfaces engineering. In *Engineering Interactive Systems* (pp. 271-278). Springer Berlin Heidelberg.

Gay, G. and Hembrooke, H., 2004. *Activity-centered design: An ecological approach to designing smart tools and usable systems*. Mit Press.

Ghayas, S., Sulaiman, S., Khan, M. and Jaafar, J., 2013, November. The effects of icon characteristics on users' perception. In *International Visual Informatics Conference* (pp. 652-663). Springer International Publishing.

Gibbs, G.R., 2008. *Analysing qualitative data*. Sage.

Grove, N. and Walker, M., 1990. The Makaton Vocabulary: Using manual signs and graphic symbols to develop interpersonal communication. *Augmentative and Alternative Communication*, 6(1), pp.15-28.

Higgins, P.G. and Glasgow, A., 2012. Development of guidelines for designing appliances for older persons. *Work*, 41(Supplement 1), pp.333-339.

Holt, R. (2007) "Design for Ageing Populations: envisioning alternative futures for consumer product design.

Hughes, J. and Parkes, S., 2003. Trends in the use of verbal protocol analysis in software engineering research. *Behaviour & Information Technology*, 22(2), pp.127-140.

Hunter, D.J., 2016. *The health debate*. Policy Press.

Huppert, F., 2003. Designing for older users. *Inclusive design: design for the whole population*. J. Clarkson, R. Coleman, S. Keates and C. Lebbon. London Springer-Verlag, 1, pp.30-49.



- Hurtienne, J., Horn, A.M., Langdon, P.M. and Clarkson, P.J., 2013. Facets of prior experience and the effectiveness of inclusive design. *Universal access in the information society*, 12(3), pp.297-308.
- Hutchison, D., Eastman, C. and Tirrito, T., 1997. Designing user interfaces for older adults. *Educational Gerontology: An International Quarterly*, 23(6), pp.497-513.
- Imai, T., Takeo, H., Yoshimura, M., Sakata, A., Sakakibarai, N. and Sekine, C., 2010. Improving the usability and learnability of a home electric appliance with a long-term usability study. *Journal of Engineering Design*, 21(2-3), pp.173-187.
- Joe, J., Chaudhuri, S., Le, T., Thompson, H. and Demiris, G., 2015. The use of think-aloud and instant data analysis in evaluation research: Exemplar and lessons learned. *Journal of biomedical informatics*, 56, pp.284-291.
- Johnson, D., Clarkson, J. and Huppert, F., 2010. Capability measurement for inclusive design. *Journal of Engineering Design*, 21(2-3), pp.275-288.
- Jones, L.A. and Sarter, N.B., 2008. Tactile displays: Guidance for their design and application. *Human Factors: The Journal of the Human Factors and Ergonomics Society*, 50(1), pp.90-111.
- Kaptelinin, V., 1996. Activity theory: Implications for human-computer interaction. *Context and consciousness: Activity theory and human-computer interaction*, (1), pp.103-116.
- Kaptelinin, V. and Nardi, B.A., 2006. *Acting with technology: Activity theory and interaction design*. MIT press.
- Kaptelinin, V. and Nardi, B., 2012, May. Affordances in HCI: toward a mediated action perspective. In *Proceedings of the SIGCHI Conference on Human Factors in Computing Systems* (pp. 967-976). ACM.
- Kawamoto, A.L.S., Martins, V.F. and da Silva, F.S.C., 2013, October. Usability Evaluation of an Application Designed for the Older Adults. In *International Conference on Entertainment Computing* (pp. 189-192). Springer Berlin Heidelberg.
- Kawamoto, A.L.S., Martins, V.F. and da Silva, F.S.C., 2014, October. Converging Natural User Interfaces guidelines and the design of applications for older adults. In *2014 IEEE International Conference on Systems, Man, and Cybernetics (SMC)* (pp. 2328-2334). IEEE.
- Keates S. & Clarkson P. J. (2004) *Countering Design Exclusion: An Introduction to Inclusive Design*. London: Springer-Verlag

Kemper, S., McDowd, J., Metcalf, K. and Liu, C.J., 2008. Young and older adults' reading of distracters. *Educational gerontology*, 34(6), pp.489-502.

King, N., Cassell, C. and Symon, G., 2004. Using templates in the thematic analysis of texts. *Essential guide to qualitative methods in organizational research*, pp.256-270.

Langdon, P. and Thimbleby, H., 2010. Inclusion and interaction: Designing interaction for inclusive populations. *Interacting with computers*, 22(6), pp.439-448.

Life Long Kitchens. (2016). Advisory group. [online] Available at: <http://www.lifelongkitchens.org/advisory-group.html> [Accessed 1 Aug. 2015].

Lim, C.S.C., Frohlich, D.M and Ahmed, A. 2012. The challenge of designing for diversity in older users. *Gerontechnology* 2012; 11(2) pp.297.

Lin, C.L., Chen, S.J., Hsiao, W.H. and Lin, R., 2016. Cultural ergonomics in interactional and experiential design: Conceptual framework and case study of the Taiwanese twin cup. *Applied Ergonomics*, 52, pp.242-252.

Lincoln, Y., & Guba, E. (1985). *Naturalistic inquiry*. Beverly Hills.

Lindqvist, E. and Borell, L., 2012. Computer-based assistive technology and changes in daily living after stroke. *Disability and Rehabilitation: Assistive Technology*, 7(5), pp.364-371.

Lockton, D., Harrison, D. and Stanton, N.A., 2010. The Design with Intent Method: A design tool for influencing user behaviour. *Applied ergonomics*, 41(3), pp.382-392.

Lyubomirsky, S., Sheldon, K.M. and Schkade, D., 2005. Pursuing happiness: The architecture of sustainable change. *Review of general psychology*, 9(2), p.111.

Maguire, M., Peace, S., Nicolle, C., Marshall, R., Sims, R., Percival, J. and Lawton, C., 2014. Kitchen living in later life: Exploring ergonomic problems, coping strategies and design solutions. *International journal of design*, 8(1).

Malinowsky, C., Almkvist, O., Kottorp, A. and Nygård, L., 2010. Ability to manage everyday technology: a comparison of persons with dementia or mild cognitive impairment and older adults without cognitive impairment. *Disability and rehabilitation: Assistive technology*, 5(6), pp.462-469.

Malinowsky, C., Almkvist, O., Nygård, L. and Kottorp, A., 2012. Individual variability and environmental characteristics influence older adults' abilities to

manage everyday technology. *International Psychogeriatrics*, 24(03), pp.484-495.

Mayer, C., Zimmermann, G., Grguric, A., Alexandersson, J., Sili, M. and Strobbe, C., 2016. A comparative study of systems for the design of flexible user interfaces. *Journal of Ambient Intelligence and Smart Environments*, 8(2), pp.125-148.

Mitchell, K.J., Johnson, M.R., Higgins, J.A. and Johnson, M.K., 2010. Age differences in brain activity during perceptual vs reflective attention. *Neuroreport*, 21(4), p.293.

Mitchell, K.J., Ankudowich, E., Durbin, K.A., Greene, E.J. and Johnson, M.K., 2013. Age-related differences in agenda-driven monitoring of format and task information. *Neuropsychologia*, 51(12), pp.2427-2441.

Mitzner, T.L., Rogers, W.A., Fisk, A.D., Boot, W.R., Charness, N., Czaja, S.J. and Sharit, J., 2016. Predicting older adults' perceptions about a computer system designed for seniors. *Universal Access in the Information Society*, 15(2), pp.271-280.

Morris L-D; McKay A (2009) The Landscaped Tableware Range: A Case Study in User-Product Interaction Design. *Design Principles and Practices: An International Journal*, 3 (3), pp. 265-278.

Mugge, R. and Schoormans, J.P., 2012. Product design and apparent usability. The influence of novelty in product appearance. *Applied ergonomics*, 43(6), pp.1081-1088.

Mugge, R. and Schoormans, J.P., 2012. Newer is better! The influence of a novel appearance on the perceived performance quality of products. *Journal of Engineering Design*, 23(6), pp.469-484.

Mustaquim, M.M., 2015. A Study of Universal Design in Everyday Life of Elderly Adults. *Procedia Computer Science*, 67, pp.57-66.

National Eye Institute, N. (2008). "Report of the Visual Impairment and Its Rehabilitation Panel." *Strategic Plans: NEI*. Retrieved 09/03/09, 2009, from [http://www.nei.nih.gov/resources/strategicplans/nei plan/frm impairment.asp](http://www.nei.nih.gov/resources/strategicplans/nei%20plan/frmp%20impairment.asp).

Newell, A., Arnott, J., Carmichael, A. and Morgan, M., 2007, July. Methodologies for involving older adults in the design process. In *International Conference on Universal Access in Human-Computer Interaction* (pp. 982-989). Springer Berlin Heidelberg.

Nngroup.com. (2016). 10 Heuristics for User Interface Design: Article by Jakob Nielsen. [online] Available at: <http://www.nngroup.com/articles/ten-usability-heuristics/> [Accessed 23 Jan. 2016].

Norman, D.A., 2013. The design of everyday things: Revised and expanded edition. Basic books.

Nouri F.M. & Lincoln N. B. (1987) "An extended activities of daily living scale for stroke patients" *Clinical Rehabilitation* 1, pp301-305

Nycyk, M. and Redsell, M., 2010. Making computer learning easier for older adults: A community study of tuition practices. In *Key Competencies in the Knowledge Society* (pp. 292-300). Springer Berlin Heidelberg.

Nygård, L., Pantzar, M., Uppgard, B. and Kottorp, A., 2012. Detection of activity limitations in older adults with MCI or Alzheimer's disease through evaluation of perceived difficulty in use of everyday technology: a replication study. *Aging & mental health*, 16(3), pp.361-371.

Ons.gov.uk. (2016). Ageing- Office for National Statistics. [online] Available at: <https://www.ons.gov.uk/peoplepopulationandcommunity/birthsdeathsandmarriages/ageing> [Accessed 1 Aug. 2016].

Old, S.R. and Naveh-Benjamin, M., 2008. Memory for people and their actions: further evidence for an age-related associative deficit. *Psychology and aging*, 23(2), p.467.

Old, S.R. and Naveh-Benjamin, M., 2012. Age differences in memory for names: The effect of prelearned semantic associations. *Psychology and aging*, 27(2), p.462.

Park, J., 2011. Developing a knowledge management system for storing and using the design knowledge acquired in the process of a user-centered design of the next generation information appliances. *Design Studies*, 32(5), pp.482-513.

Patrick, J. and James, N., 2004. Process tracing of complex cognitive work tasks. *Journal of occupational and organizational psychology*, 77(2), pp.259-280.

Peters, E., 2010. Aging-related changes in decision making. *The aging consumer: Perspectives from psychology and economics*, pp.75-101.

Pheasant, S.T., 1986. *Bodyspace: Anthropometric ergonomics and design*.

Pirkl, (2016). [online] Available at: [http://www.parliament.uk/documents/commons/lib/research/key\\_issues/Key%20Issues%20The%20ageing%20population2007.pdf](http://www.parliament.uk/documents/commons/lib/research/key_issues/Key%20Issues%20The%20ageing%20population2007.pdf) [Accessed 23 Oct. 2016].

Pieter, M. (2008). "Product in personality interaction." *Design Studies* 29: 458-477

Polat, U., Bonnef, Y. and Sagi, D., 2003. Lateral interactions and crowding in amblyopia. *Journal of Vision*, 3(9), pp.342-342.

Rafferty, J., Nugent, C., Liu, J. and Chen, L., 2015, December. A mechanism for nominating video clips to provide assistance for instrumental activities of daily living. In *International Workshop on Ambient Assisted Living* (pp. 65-76). Springer International Publishing.

Redstrom, J. (2006). "Towards use design? On the shift from object to user as the subject of design." *Design Studies* 27: 123-139.

Richardson, A., Gregor, S. and Heaney, R.A., 2012. Using decision support to manage the influence of cognitive abilities on share trading performance. *Australian Journal of Management*, p.0312896211432942.

Riedl, R., Kindermann, H., Auinger, A. and Javor, A., 2013. Computer breakdown as a stress factor during task completion under time pressure: Identifying gender differences based on skin conductance. *Advances in Human-Computer Interaction*, 2013, p.7

Rodríguez, C.I.R., 2012. Seniors and technology, ergonomic needs and design considerations. *Work*, 41(Supplement 1), pp.5576-5578.

Rogers, W.A., Stronge, A.J. and Fisk, A.D., 2005. Technology and aging. *Reviews of human factors and ergonomics*, 1(1), pp.130-171.

Rose, K.C., Gitlin, L.N. and Dennis, M.P., 2010. Readiness to use compensatory strategies among older adults with functional difficulties. *International Psychogeriatrics*, 22(08), pp.1225-1239.

Rosenberg, L., Nygård, L. and Kottorp, A., 2009. Everyday technology use questionnaire: Psychometric evaluation of a new assessment of competence in technology use. *OTJR: Occupation, Participation and Health*, 29(2), pp.52-62.

Rosenberg, L., Kottorp, A., Winblad, B. and Nygård, L., 2009. Perceived difficulty in everyday technology use among older adults with or without

cognitive deficits. *Scandinavian Journal of Occupational Therapy*, 16(4), pp.216-226.

Salthouse, T.A., Atkinson, T.M. and Berish, D.E., 2003. Executive functioning as a potential mediator of age-related cognitive decline in normal adults. *Journal of Experimental Psychology: General*, 132(4), p.566.

Schröder, S. and Ziefle, M., 2008, July. Effects of icon concreteness and complexity on semantic transparency: younger vs. older users. In *International Conference on Computers for Handicapped Persons* (pp. 90-97). Springer Berlin Heidelberg.

Seligman, M.E., 2011. Flourish: a visionary new understanding of happiness and well-being. *Policy*, 27(3), pp.60-1.

Sengpiel, M., 2011, July. Young by design: supporting older adults' mobility and home technology use through universal design and instruction. In *International Conference on Universal Access in Human-Computer Interaction* (pp. 230-239). Springer Berlin Heidelberg.

Sengpiel, M., 2011, January. Supporting Older Adults Technology Use Through Universal Design and Instruction. In *JOURNAL OF PSYCHOPHYSIOLOGY* (Vol. 25, pp. 27-27). ROHNSWEG 25, D-37085 GOTTINGEN, GERMANY: HOGREFE & HUBER PUBLISHERS.

Shneiderman, B., 2010. *Designing the user interface: strategies for effective human-computer interaction*. Pearson Education India.

Shi, L. and Setchi, R., 2012. User-oriented ontology-based clustering of stored memories. *Expert Systems with Applications*, 39(10), pp.9730-9742.

Sonderegger, A., Schmutz, S. and Sauer, J., 2016. The influence of age in usability testing. *Applied Ergonomics*, 52, pp.291-300.

Suchman, L.A. and Trigg, R.H., 1991. *Understanding practice: Video as a medium for reflection and design*.

Universal Design – Product Evaluation Countdown, (2016). [online] Available at: [http://www.ncsu.edu/ncsu/design/cud/pubs\\_p/docs/UDPEC.pdf](http://www.ncsu.edu/ncsu/design/cud/pubs_p/docs/UDPEC.pdf) [Accessed 23 Oct. 2016].

van de Ven, A.H. and Johnson, P.E., 2006. Knowledge for theory and practice. *Academy of management review*, 31(4), pp.802-821.

van de Ven, A.H., 2007. *Engaged scholarship: A guide for organizational and social research*. Oxford University Press on Demand.

- van der Wardt, V., Bandelow, S. and Hogervorst, E., 2010, August. The relationship between cognitive abilities, well-being and use of new technologies in older people. In Proceedings of the 28th Annual European Conference on Cognitive Ergonomics (pp. 333-334). ACM.
- Wilkinson, C.R. and De Angeli, A., 2014. Applying user centred and participatory design approaches to commercial product development. *Design Studies*, 35(6), pp.614-631.
- Wilson, D.J., Mitchell, J.M., Kemp, B.J., Adkins, R.H. and Mann, W., 2009. Effects of assistive technology on functional decline in people aging with a disability. *Assistive Technology*, 21(4), pp.208-217.
- Winograd, T. and Flores, F., 1986. *Understanding computers and cognition: A new foundation for design*. Intellect Books.
- Yen, W.T., Flinn, S.R., Sommerich, C.M., Lavender, S.A. and Sanders, E.B.N., 2013. Preference of lid design characteristics by older adults with limited hand function. *Journal of Hand Therapy*, 26(3), pp.261-271.
- Yin, R.K., 1994. *Case study research: Design and methods*, London.
- Yin, R.K., 2009. *Case study research: Design and methods* 4th ed. In United States: Library of Congress Cataloguing-in-Publication Data.
- Young, W., Clarke, J., Klima, G., Gadag, V., Gien, L. and Hardill, I., 2012. Sustaining information and communication technology use among Canadians with at least one activity limitation. *Int J Tech Know Soc*, 7, pp.1-10.
- Zajicek, M., 2004, June. Passing on good practice: Interface design for older users. In Asia-Pacific Conference on Computer Human Interaction (pp. 636-640). Springer Berlin Heidelberg.

## **Appendix A**

### **Approach Used to Design & Developing New Operational Interface For a Microwave Oven**

The key aim of this appendix is to summarise the design process used to design led-action research methods to derive an alternative operational interface design for use in the assessment of participants' interactions and information-processing activities.

#### **A.1.1 Design-Led Action Research Approach used to Generate Design Requirements**

The research instruments and participants in the experiments are summarised in Table A.1. The appendix gives an overview of the methods used in this study.

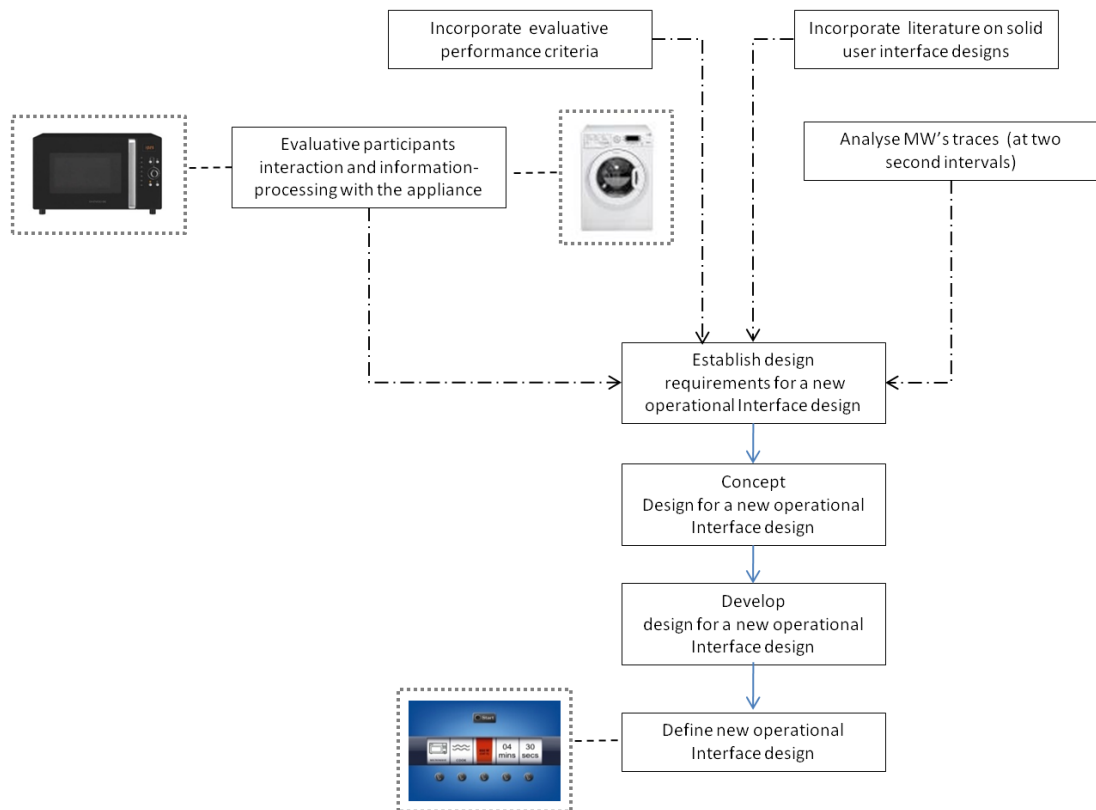
**Table A.1** Summary of instruments and participants in the development of the new operational interface (reproduced from Table 6.1)

<b>Combinations of participant, appliance and interface used</b>	<b>Research Instruments</b>	
	<b>User interface</b>	<b>Instructional Materials</b>
VA (female) aged 61	Microwave oven operational interface	Manual and ready meal packaging
FG (female) aged 68		
TC (male) aged 58		



An experimental research process of design-led action research was used. The focus in this section is on the methods used to develop the new operational interface. The research process of design-led action research built on cases drawn from van de Ven's (2007) and van de Ven's (2006). Key steps in the research process are shown in Figure 6.1.

An experimental research process of design-led action research was used. The focus in this section is on the methods used to develop the new operational interface. The research process of design-led action research built on cases drawn from van de Ven's (2007) and van de Ven's (2006). Key steps in the research process are shown.



**Figure A.1.1** Amount of Time Participants Spent in Impediments to Workflow

The key conclusion from Chapter 5 was that visual instructions and information on the operational interface caused distractions and interruptions to workflow activities. A more detailed understanding of how visual instructions and information could be used to improve the interactions and information-processing activities were needed. This chapter reports results of a study that used action research methods described by Fendt & Kaminska-Labbe (2011) to develop a new operational interface for the microwave oven.

Design concepts were generated using augmented and alternative communication techniques described by Grove's (1990). They were used to facilitate an improved understanding of the use of written visual instructions. This provided a standardised visual communication language for the development of the operational interface. Design concepts were analysed using process-specific lateral interaction methods described by Freeman et al. (2001), Freeman et al. (2002), Freeman et al. (2005) and Freeman et al. (2014). The selected design concept was refined in a series of steps using three users. The final design definition was put into app format onto an iPad. The design was evaluated by the same three users.

Design requirements were specified based on participants needs and operational interface issues encountered. Design requirements were as follows.

- Displaying words, phrases, symbols and imagery in sequential series.
- Displaying the whole information-processing task in full on the operational interface.
- Constraining dynamic actions and operations.

- Displaying words, phrases, symbols and imagery based on functional level language used in the real world.
- Using visual and auditory instructions.
- Allowing participants to access visual and auditory instructions on demand.
- Discriminating between operational interface features.
- Using categories of information.
- Using information continuum.
- Using touch modalities such as gesture.
- Using a linear operational series.
- Using animated and dynamic operational interface features.

These design requirements were considered necessary and feasible.

### A.1.2 Design Concepts

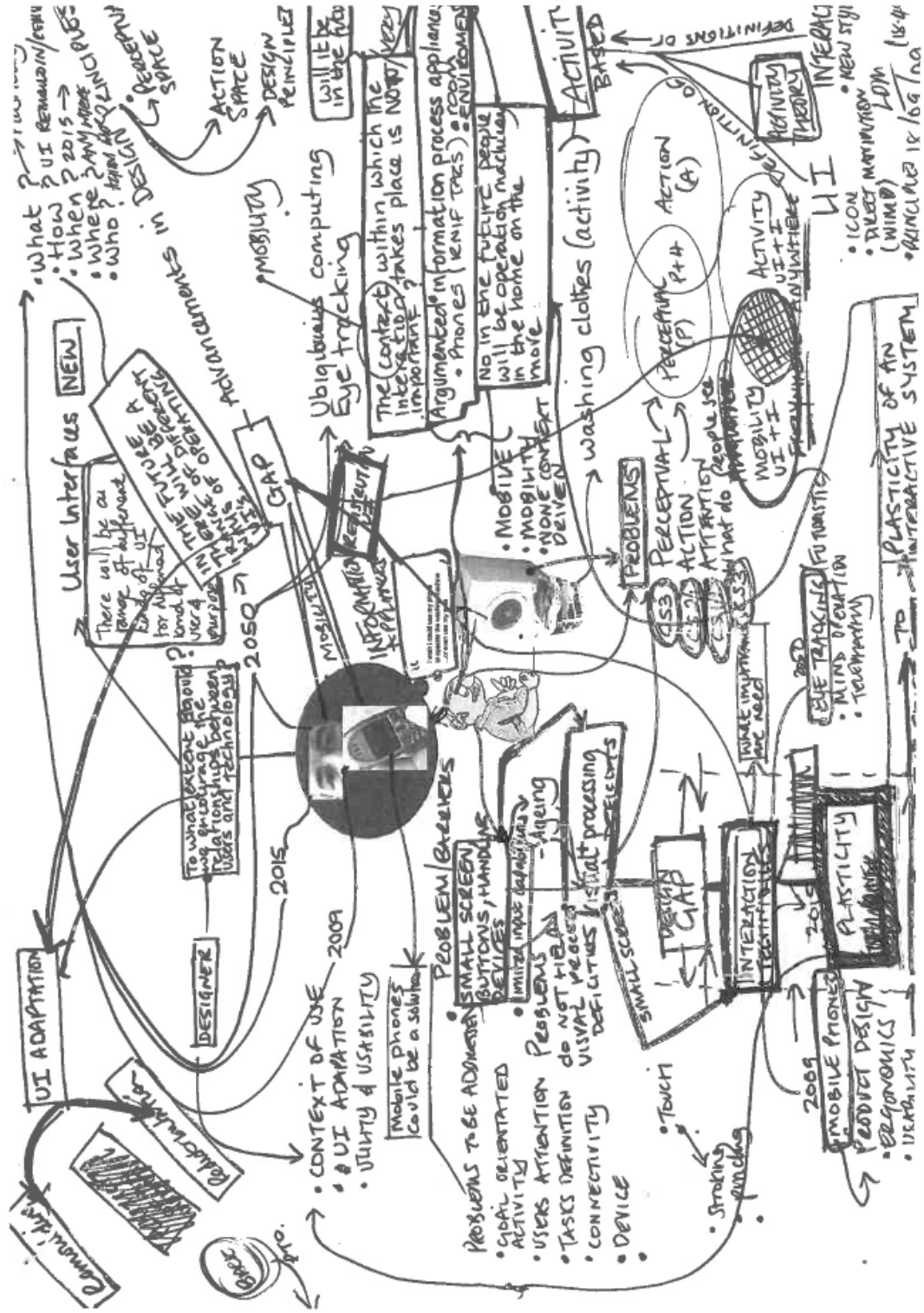
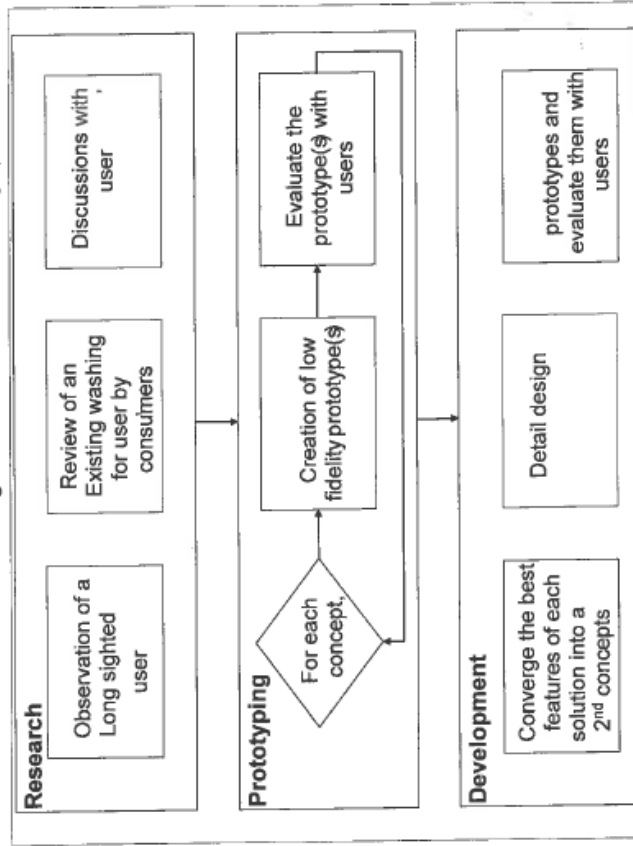




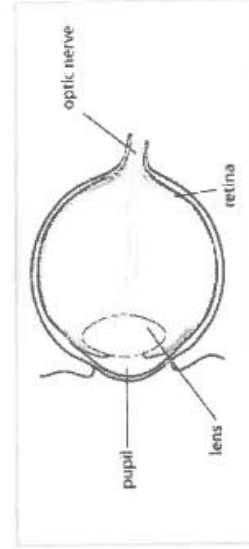
Figure 1: An overview of the design process used

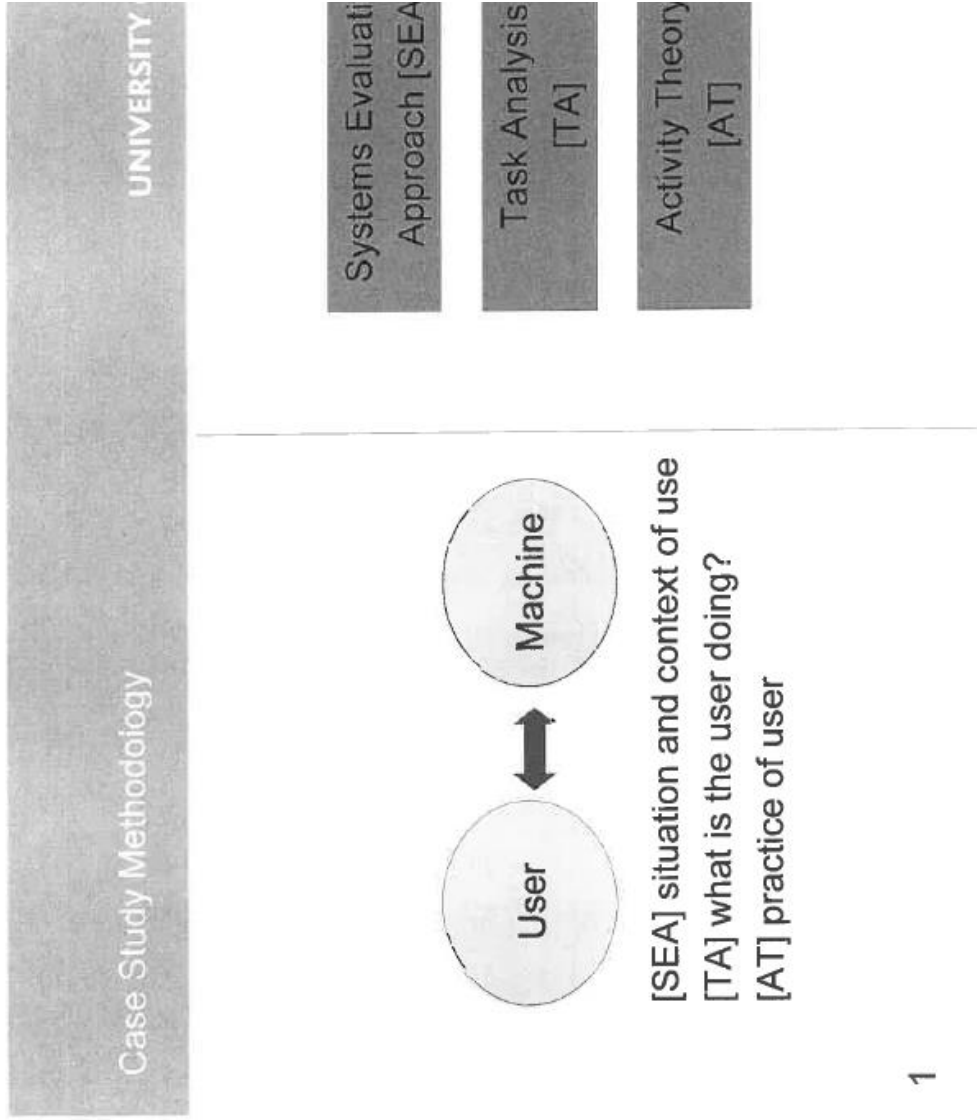


This case study used a washing machine and a participant named Georgetta

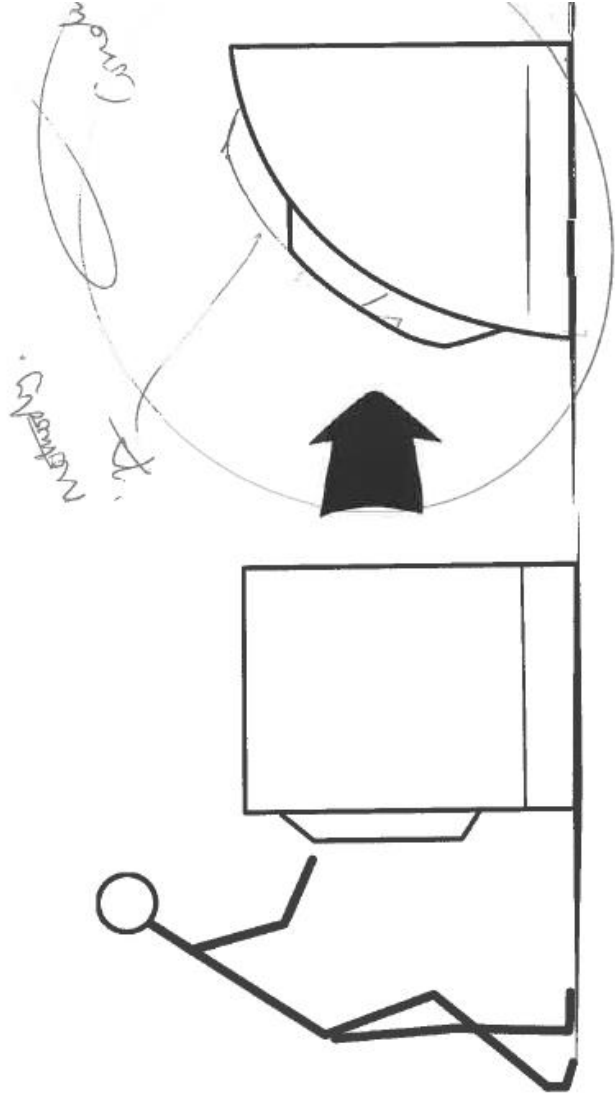


Because of ageing and various eye conditions, the structure and function of the eye can also deteriorate, which can result in **blurred vision, central or peripheral loss of visual field, and reduced contrast sensitivity. Colour blindness is mainly inherited as a genetic defect, although the ability to distinguish between blue and green can decrease with age.**









Learning System 'Evaluation' Approach [SEA] UNIVERSITY



Loss of colour perception



Loss of colour visual acuity




Loss of peripheral vision



Loss of contract sensitivity



Loss of central field vision



Learning System 'Evaluation' Approach [SEA]  
UNIVERSITY OF  
SOUTH ALABAMA



Loss of colour perception



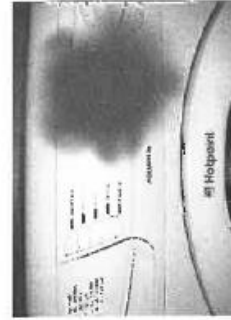
Loss of visual acuity



Loss of peripheral



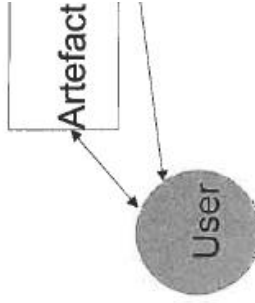
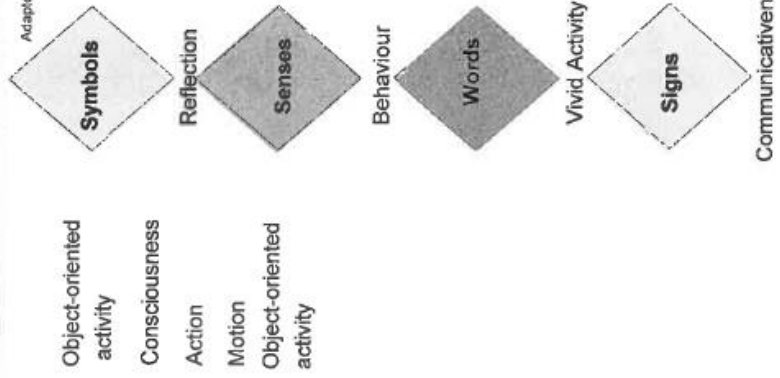
Loss of contrast sensitivity



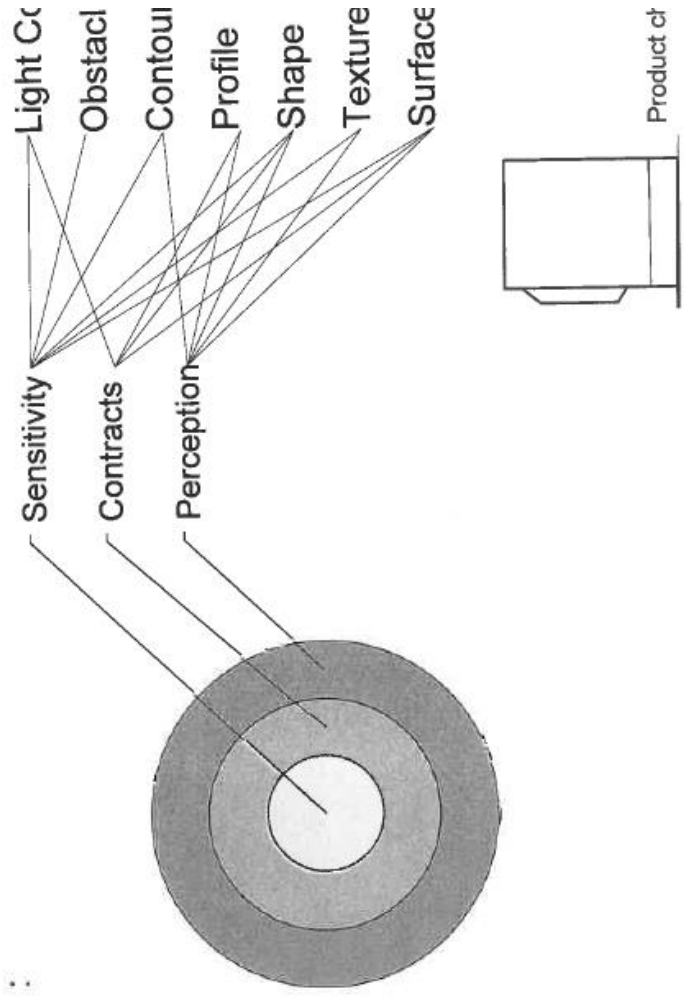
Loss of central field vision

# Learning Activity Theory [AT]

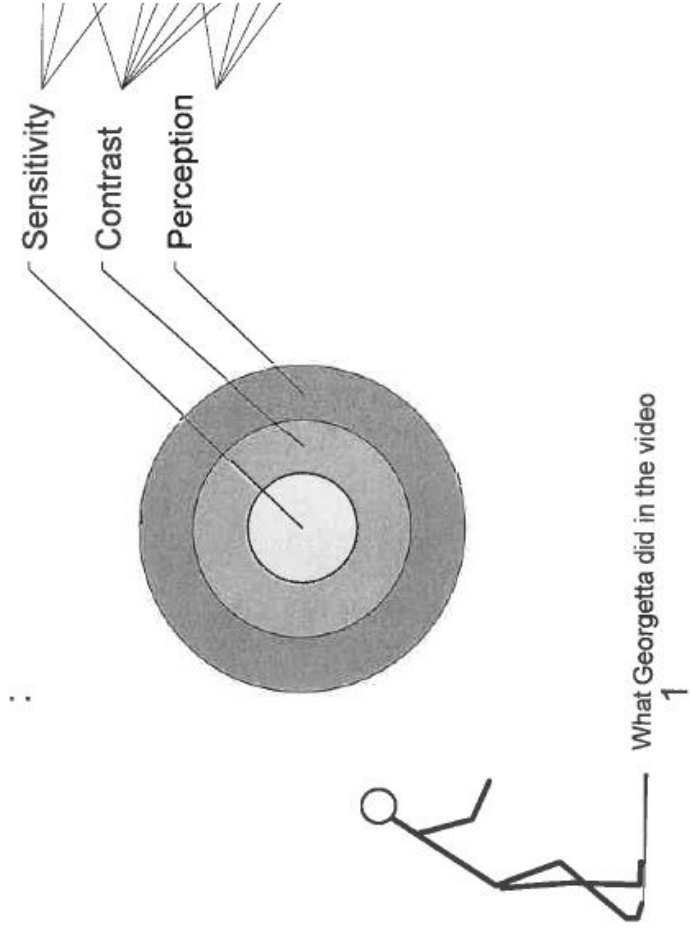
Adapted from Zinchenko (1996)



The interactive object in this figure is ph the artefact. In most HCI research the but it only present in the use activity rep application. This is not the case with 'w

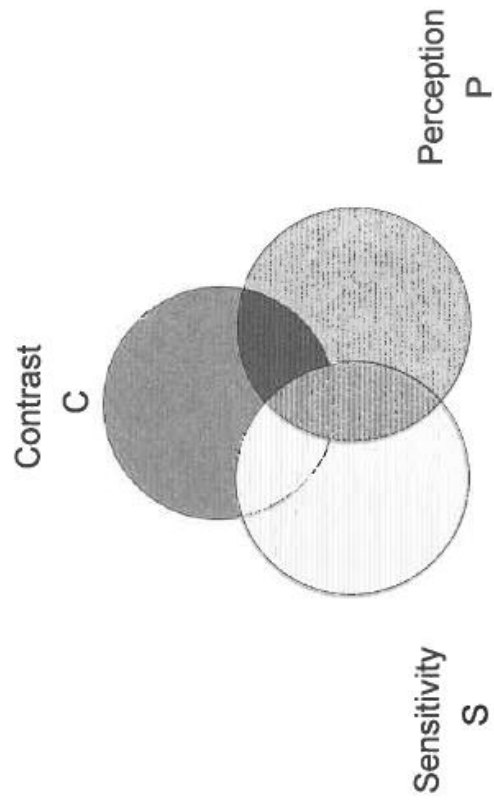


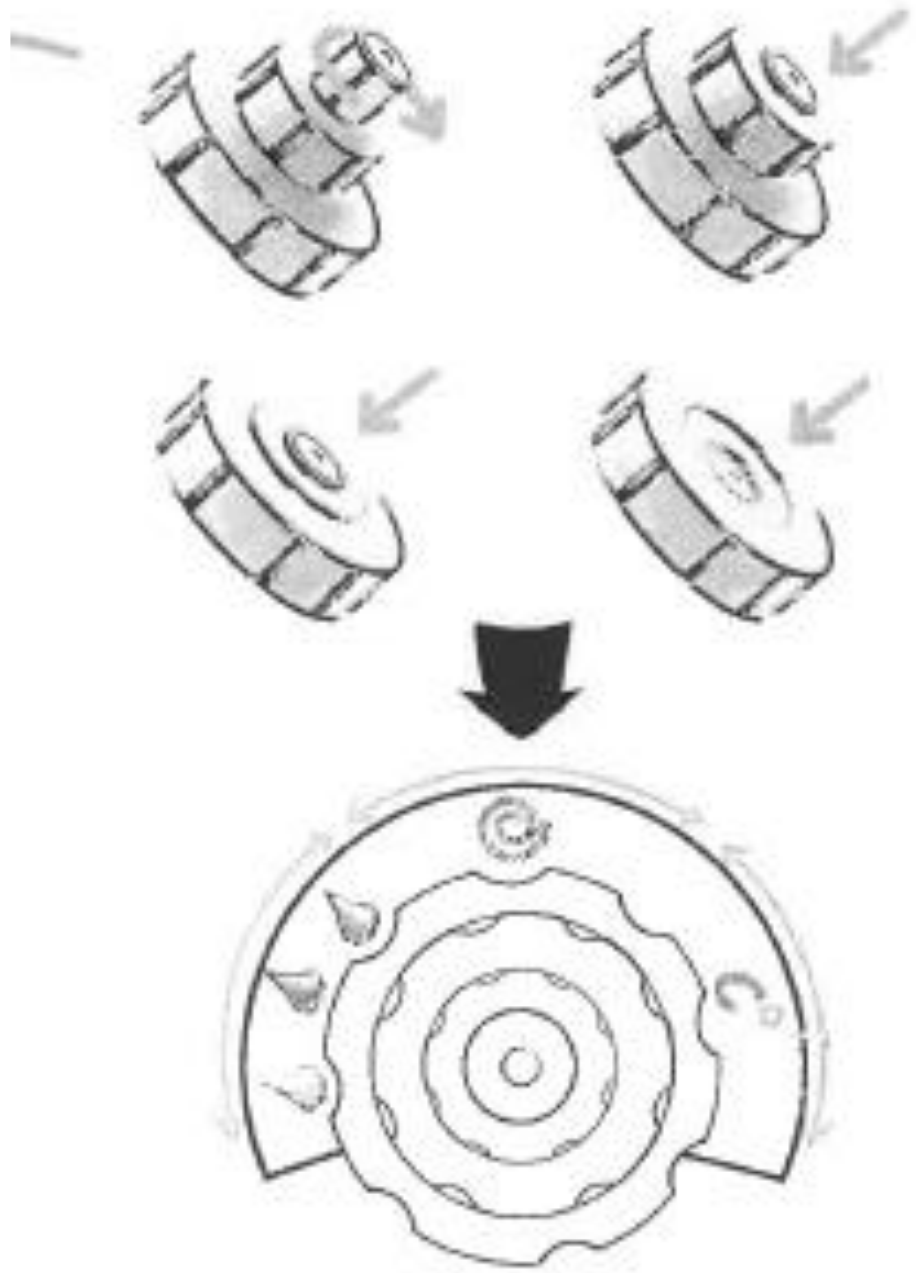
Learning Activity Theory [AT] UN



What Georgetta did in the video  
1

When the process broke down or the focus shifted she commented on issues such as:









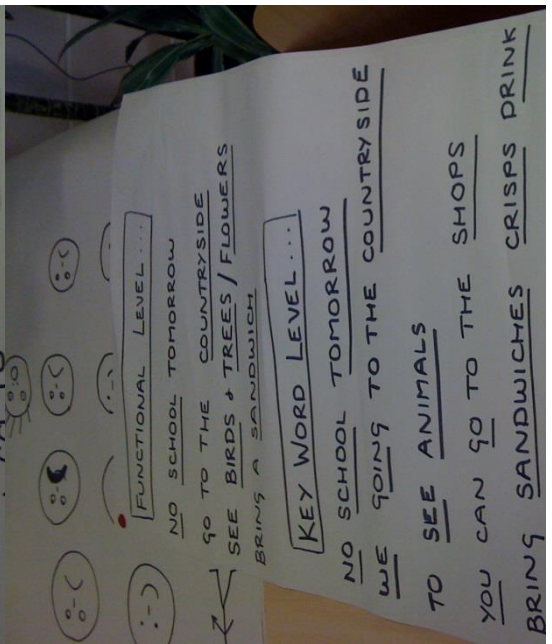
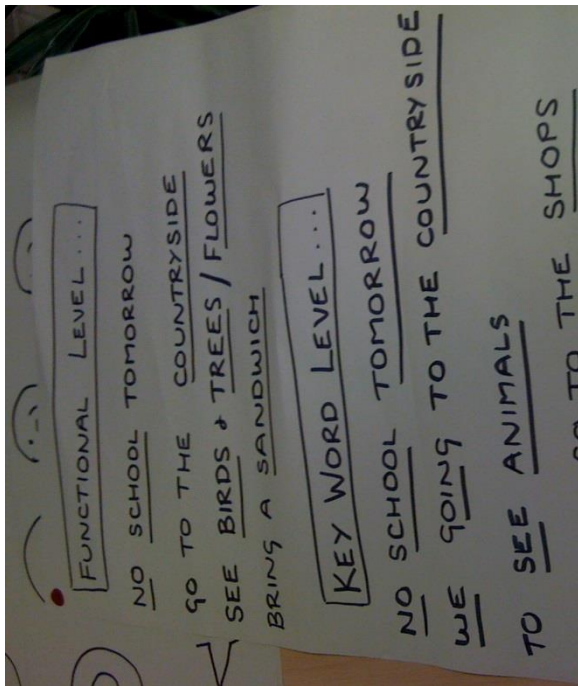





UNIVERSITY OF LEEDS

Any Questions?





No SIM 20:12 5%

evserver01.ds.leeds.ac.uk

Apple Maths Solutions - fractions Logo Design: Choose Your Icon Free Business Cards - Enter your Text

FW: M... Vie... ViewM... Recen... ViewM... ViewM... ViewM... www... Percy... ViewM...

washing machine

fridge

dishwasher

microwave

cooker

toaster

kettle


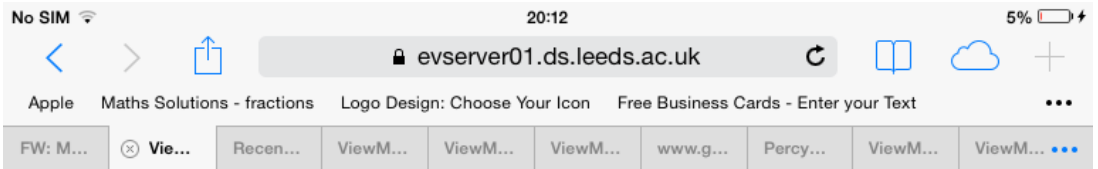
kettle

oven

oven

chest freezer

grill








No SIM 20:11 5%

evserver01.ds.leeds.ac.uk

Apple Maths Solutions - fractions Logo Design: Choose Your Icon Free Business Cards - Enter your Text

FW: M... Vie... ViewM... ViewM... www.g... Percy... ViewM... ViewM... www.g... evserv...

column 4

 temperature	 cool
 hot	 cold
 warm	


No SIM 20:11 5%

evserver01.ds.leeds.ac.uk


Apple Maths Solutions - fractions Logo Design: Choose Your Icon Free Business Cards - Enter your Text

FW: M... Vie... ViewM... www.g... Percy... ViewM... ViewM... www.... evserv... The Bl...


*Column 5*




small



dirty



list



big

No SIM 20:10 5%

evserver01.ds.leeds.ac.uk

Apple Maths Solutions - fractions Logo Design: Choose Your Icon Free Business Cards - Enter your Text

FW: M... Vie... www... Percy... ViewM... ViewM... www.g... evserv... Black... The\_D... ..

Column

stop

change

switch on

choose/option

pause

finish

change

switch off

The image shows a collection of hand-drawn icons on a white background, arranged in three rows. The first row contains three icons: a stop sign labeled 'stop', a four-way arrow labeled 'change', and a square with a power button symbol and a downward arrow labeled 'switch on'. The second row contains three icons: a hand pointing to a control panel labeled 'choose/option', a vertical bar with arrows pointing left and right labeled 'pause', and a horizontal bar with an arrow pointing right labeled 'finish'. The third row contains two icons: two circular arrows forming a loop labeled 'change', and a square with a power button symbol and an upward arrow labeled 'switch off'. The word 'Column' is written in the top right corner of the drawing area.

### A.1.3 Prototypes



Figure A.1.2 Development of the New Interface

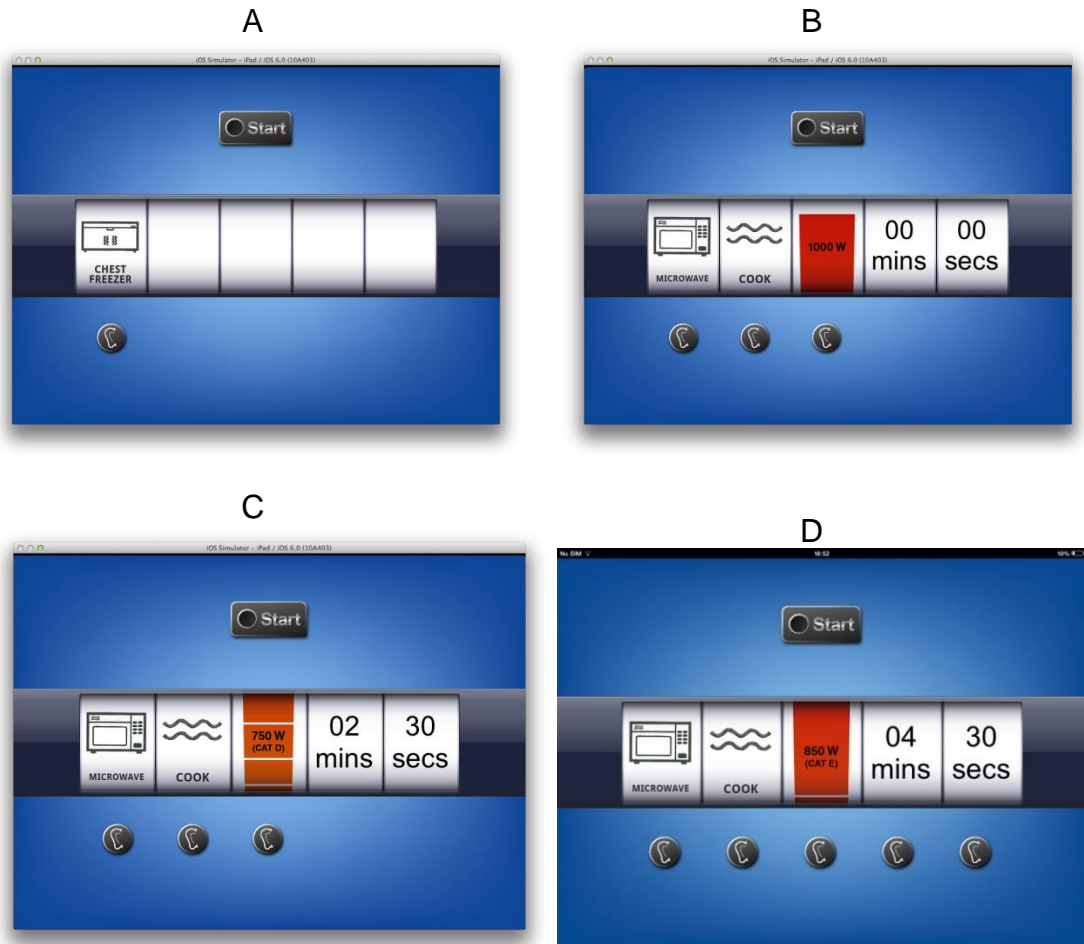




#### A.1.4 New Operational Interface Design



**Figure A.1.3** New Operational Interface on iPad App (Reproduced from Figure 6.1)



**Figure A.1.4** Operational Interface Sequence for New Microwave Oven Interface



**Figure A.1.5** Operational Sequence for New Washing Machine Interface

## Appendix B

### Research Study Ethics Approval (Ethics reference MEEC 10-028)

Performance, Governance and Operations  
Research & Innovation Service  
Charles Thackrah Building  
Leeds LS2 9LJ  
Tel: 0113 34 34873  
Email: [j.m.blaikie@leeds.ac.uk](mailto:j.m.blaikie@leeds.ac.uk)



**UNIVERSITY OF LEEDS**

Lisa-Dionne Morris  
School of Mechanical Engineering  
University of Leeds  
Leeds, LS2 9JT  
MEEC Faculty Research Ethics Committee  
University of Leeds  
15 June 2017

Dear Lisa-Dionne

Research title            The Design of Operational Interfaces for Older Adults

Ethics reference        MEEC 10-028

I am pleased to inform you that the amendment to the application listed above has been reviewed by the Chair of the MaPS and Engineering joint Faculty Research Ethics Committee (MEEC FREC) and I can confirm a favourable ethical opinion as of the date of this letter. The following documentation was considered:

<i>Document</i>	<i>Version</i>	<i>Date</i>
MEEC 10-028 Amendment_form.doc	1	27/06/12

Please notify the committee if you intend to make any further amendments to the research as submitted at date of this approval. This includes recruitment methodology. All changes must be ethically approved prior to implementation.

Please note: You are expected to keep a record of all your approved documentation, as well as documents, such as sample consent forms, and other documents relating to the study. This should be kept in your study file, which should be readily available for audit purposes. There is a checklist listing examples of documents to be kept which is available at

[http://researchsupport.leeds.ac.uk/index.php/academic\\_staff/good\\_practice/other\\_information\\_nhs\\_sites](http://researchsupport.leeds.ac.uk/index.php/academic_staff/good_practice/other_information_nhs_sites) in the 'Other useful documentation' section.

Yours sincerely

Jennifer Blaikie

Senior Research Ethics Administrator, Research & Innovation Service

On behalf of Professor Gary Williamson, Chair, [MEEC FREC](#)

## **Appendix C**

### **Methods use to Recruit Participants (Email to Older Adults' Lunch time Group in Hull, Examples of the Advertising Poster Information about the Study & Consent Form**

**Sent:** 11 December 2012 16:57

**To:** Lisa-Dionne Morris

**Subject:** The Design of Operational Interfaces for Older Adults

#### **Operational Breakdowns and Shift-Focus**

Facilitating Meaningful Interaction between Older Consumers, Information Appliances and Systems

**Researchers:** Professor Alison McKay, Professor Thomas Cassidy and Lisa-Dionne Morris at Leeds University.

#### **Information Sheet**

Dear Sheila.

At Leeds University, within the School of Mechanical Engineering, we are working on a design and systems operation project to find out older adult's needs and aspirations for independent living in the digital age to develop guidelines for designers and design engineers working in areas of information appliances and system design in the future.

We would be delighted if the carers group and members could take part in the study. We are writing with a request for permission to talk and observe male and female members aged 65-75, requesting their involvement in one group study on Tuesday, 8<sup>th</sup> January 2013. The event will take place during the day, preferably lunch time, in Hull (location to be confirmed). It will involve the researcher observing individuals operating/using the displays and controls on a domestic microwave oven and an iPad application. We will seek the permission of each of the participants separately and will not speak to them unless they agree to take part in the study.

Ms Lisa-Dionne Morris BA, MA (RCA)/PhD Researcher will give a 30 minute talk on Designing for an Aging Population, Technology and Ageing which will be followed by the observed tasks. The tasks will be videotaped for further reference and for the purpose of reporting. Participants will be free to communicate their ideas through informal conversation and a questionnaire. Participants will be able to ask the researchers to stop the taping at any point and they will do so accordingly. No participant will be named at any point in the writing up of the research and the views of all participants will be treated confidentially.

The activity will take place during working hours and on identified premises at a suitable time determined by group members and the researcher. Each session will be led by a professional and appropriately trained researcher namely Ms Lisa-Dionne Morris MA

(RCA)/PhD Researcher who is CRB checked and cleared. Ms Lisa-Dionne Morris will also be witnessed by or within hearing distance of other participants.

All participants involved in the study will be given lunch. I have included a list of meal options for members to pre-select their M&S meal for the event, please return this list to Lisa-Dionne Morris by 15<sup>th</sup> December 2012. The times of the study will be confirmed. We have attached a word document and an exemplar of a PowerPoint slide or advert to be used to promote the event.

**Researcher contact information:**

**Ms. Lisa-Dionne Morris**

**Senior Teaching Fellow**

**Institute of Engineering Systems & Design**

**School of Mechanical Engineering**

**University of Leeds**

**Leeds**

**LS2 9JT**

**Tel. 0113 343 6665**

**Fax. 0113 343 2150**

**Email. [l.d.morris@leeds.ac.uk](mailto:l.d.morris@leeds.ac.uk)**



**Are you aged 65-75?**

**Do you find the displays and controls on domestic appliances confusing?**

Focus group and research  
at NNR to support research into  
AGEING POPULATIONS

**7<sup>th</sup> January noon to 2.30pm (TBC)**

**14<sup>th</sup> January noon to 2.30pm (TBC)**

**Lunch will be provided for all participants**

Please take a leaflet or see Lisa-Dionne Morris for more details or email [l.d.morris@leeds.ac.uk](mailto:l.d.morris@leeds.ac.uk)

## **Research project title**

The Design of Operational Interfaces for Older Adults

### **Invitation**

You are being invited to take part in a research project. Before you decide to take part, it is important for you to understand why the research is being done and what it will involve. Please take time to read the following information sheet carefully then discuss it with others if you wish. Ask or contact the named researcher if there is anything that is not clear or if you would like more information about research. Take time to decide whether or not you wish to take part. Thank you for reading this.

### **Project's purpose**

Usability studies relating to commercial domestic consumer appliances, known as domestic information appliances, identify the poor design of displays and controls as a major cause of user dissatisfaction. Many researchers argue that dissatisfaction is often the result of multiple errors caused by the complex composition of visual instructions and directions in addition to displays and controls.

### **Aims**

This research aims to understand the reasons for interruptions and disruptions to work flow which is experienced by older adults through a understanding of the design of the operation operational interface on commercial domestic consumer appliances.

### **The study**

The participants will partake in the following way:

Conduct a series of task activities with a variety of working commercial domestic consumer appliances (domestic information appliances). Commercial domestic consumer appliances might include the following appliances: a microwave; washing machine; cooker; toaster; dishwasher and fridge. The main research study will observe participants using the Daewoo KOC9Q3T Combination Microwave, 28 L, 900 W – Black. Complete a survey about issues and problems when operating the microwave oven.

Attend a focus group event with other participants.

Have the actions video recorded.

All of the tasks carried out during the research study will be low risk. The appliance has been PAT Tested to ensure its electrical safety. The researcher will be present at all times. There are no lifestyle restrictions as a result of participating. Your task will take a total of 30 minutes. Your task will be videotaped. The research will be conducted on the Leeds University premises and off campus. Travel expenses will be reimbursed (if applicable).

### **Recorded media**



A videotape recording of the task will be used only for data collection and analysis. No other use will be made of the videotape recordings without written permission being sought, and no one outside the project will be allowed access to the original videotape recordings.

**Survey data**

Survey data will be used only for data collection and analysis. No other use will be made of the survey data without written permission being sought, and no one outside the project will be allowed access to the original data.

**Participants**

You have been chosen based on the following criteria:

age (65-75) male and female

You are one of nine other participants carrying out this research.

**Voluntary participation**

It is up to you to decide whether or not to partake. If you do decide to partake you will be given an information sheet to keep then given a consent form to sign. Participants can withdraw at any time without it affecting any benefits they are entitled to in any way. Participants do not have to give a reason for their withdrawal.

**Disadvantages and risks of partaking**

There are no reasonable or foreseeable discomforts, disadvantages and risks associated with you taking part in the research.

**Benefits of partaking**

Whilst there are no immediate benefits for those participates involved in the project, it is hoped your involvement will help you understand reasons why you might have usability issues with displays and controls on domestic information appliances.

**Confidentiality**

All data collected will be kept strictly confidential. You will not be able to be identified in any reports or publication which originates from the research data.

**Data protection**

All data will be stored on a secure password-protected server. There will be appropriate backups and firewall protection to secure the data. Data will be used for research purposes only. It will be held for the time of research, until the end of the PhD study in 2015. Participants will be identified exclusively by a given ID code.

**Information needed**

The following information will be sought from all participants:

Age

Gender

Any age related disabilities

Information relating to the use of a number of commercial domestic consumer appliances

The collection of this information is relevant to achieve the research study aims and objectives.

**The research study results**

The results of the research study are likely to be published from 2013 onwards. You will be able to obtain a copy of all published results from 2013 onwards. Participants will not be identified in reports and/or publications in anyway. If the data collected during the course of this research study are to be used for any additional or subsequent research study permission for its use will be explicitly sought.

**Organisation funding the research**

Leeds University is sponsoring the research.

**Further information**

If you have any questions please contact Ms. Lisa-Dionne Morris on 0113 343 6665 alternatively email by [l.d.morris@leeds.ac.uk](mailto:l.d.morris@leeds.ac.uk). All participants will be given a copy of the information sheet and if appropriate, their signed consent form to keep. I would like to thank all participants in advance for agreeing to partake in the research.

Title of Research Project: Design Operational Interface for Older Adults

Name of Researcher: Ms. Lisa-Dionne Morris

Tick the box if you agree with the statement.

1 I confirm that I have read and understood the information sheet and I have had the opportunity to ask questions about the project.

2 I understand that my participation is voluntary and that I am free to withdraw at any time without giving a reason why I want to withdraw. I understand that by withdrawing there will be no negative consequences. In addition, should I not wish to answer any particular survey question(s) I am free to decline to answer. I understand that if I have any questions I will contact Ms. Lisa-Dionne Morris on 0113 343 6665 alternatively email by l.d.morris@leeds.ac.uk to seek advice or confirmation.

3 I understand that my response(s) will be kept strictly confidential. I give permission for supervisors of this researcher study to have access to my anonymised response(s). I understand that my name will not be linked to the research data and I will not be identified or identifiable in reports or papers.

4 I agree for the data collected from me to be used in publications or research.

5 I agree to partake in the stated research project and I will inform the principal investigator should my wishes change.

\_\_\_\_\_  
Name of participant    Date    Signature  
(or legal representative)

\_\_\_\_\_  
Name of person taking consent    Date    Signature  
(if different from lead researcher)

To be signed and dated in presence of the participant

\_\_\_\_\_  
Lead researcher    Date    Signature

To be signed and dated in presence of the participant

**Copies:**

Once this has been signed by all parties participants will receive a copy of the signed and dated information sheet and consent form by mail. A copy of the signed and dated consent form will be kept with the project's main documents which will be kept in a secure location.

## **Appendix D**

### **Instructional Materials used in the Research Study**

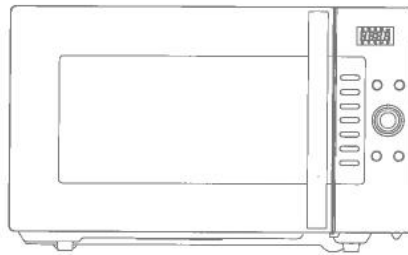
The instructions for using the new operational interface for the microwave oven.

1. Select and operate the first reel (reels can only be operated in sequential series)
2. Choose the image of the appliance you want to operate
3. Select and operate the second reel
4. Choose an image, symbol or word related to the task
5. Repeat step two using the third, fourth and fifth reel
6. Press start when you have completed your desired cook cycle.

On completion of the fifth reel, the sequential series are spoken in words to confirm the task.



**DAEWOO** DC  
ELECTRONICS



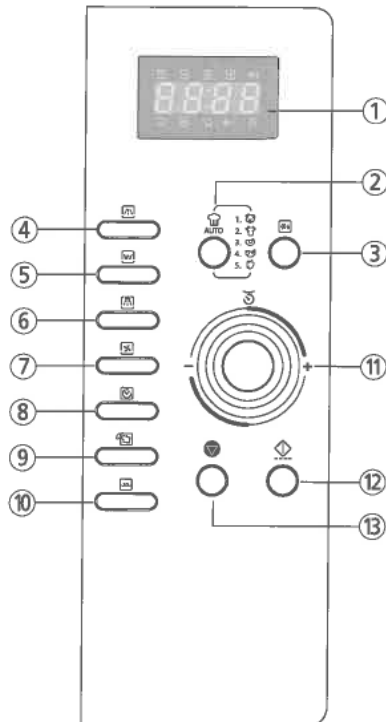
MODEL NO.  
KOC-9Q3T / KOC-9Q3TC

# MICROWAVE CONVECTION/GRILL OVEN





## » Control panel



### ▷ DISPLAY WINDOW

KOC9Q3T

① **Display** : Cooking time, power level, program indicators and present time are displayed.

MW (☐): When blinking, the oven is operating in MICROWAVE COOK mode.

Grill (☐): When blinking, the oven is operating in GRILL mode.

Combi (☐): When blinking, the oven is operating in COMBI mode.

Convection (☐): When blinking, the oven is operating in CONVECTION mode.

Defrost (☐): When blinking, the oven is operating in DEFROST mode.

Auto-cook (☐): When blinking, the oven is operating in AUTO COOK mode.

Warm (☐): When blinking, the oven is operating in WARM mode.

Steam Cleaning (☐): When blinking, the oven is operating in steam cleaning mode.

gram (☐): When blinking, the oven is operating in weight input mode.

### ▷ BUTTONS

② Auto cook : Used to cook or reheat.

③ Defrost : Used to defrost foods.

④ MW : Used to set power level of the microwave.

⑤ Grill : Used to select grill mode.

⑥ Combi : Used to select combi mode.

⑦ Convection : Used to select convection mode and selected temp.

⑧ Clock : Used to set clock.

⑨ STEAM CLEANING : Used to clean the inside of the oven

⑩ Warm : Used to keep the food warm.

⑪ Dial knob : Used to set time, weight and quantity.

⑫ START/SPEEDY COOK : Used to start a program or a speedy start(each press adds 30 seconds of microwave cooking time).

⑬ STOP/CLEAR : Used to stop the oven operation or to delete the cooking data.



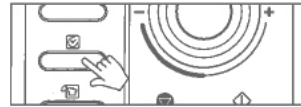
## BEFORE OPERATION

### » SETTING THE CLOCK

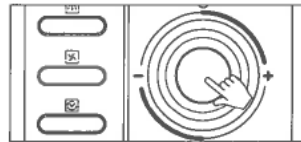
When your oven is plugged in, the display will show “:0” and a tone will sound. If the AC power goes off and comes back on, the display will show “:0”.

Your oven has a multiple(12hr/24hr) clock system. To set the clock, follow the procedure below.

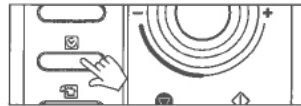
**Example : To set 5:30 AM in a 24hr clock system.**



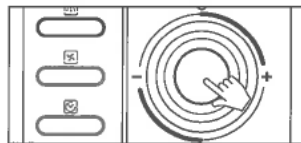
1. Press **Clock** button once.  
The display will show “12H”. This is a 12 hour clock system.



2. Press **Clock** button once more, the display shows “24H”.  
This is a 24hour clock system. If you want 12hour clock system, omit this step.



3. Turn the **dial knob** to set the hour number “5:”.  
The hour digit starts blinking, the colon will light.



4. Press **Clock** button. “5:00” shows in display.  
The minute digit starts blinking, the colon and hour number will light.



5. Turn the **dial knob** until “5:30” shows in the display window.

6. Press **Clock** button. The colon starts blinking.  
If you selected the 12hour clock system, this digital clock allows you to set the time from 1:00 to 12:59.  
If you selected the 24hour clock system, this digital clock allows you to set the time from 0:00 to 23:59.



## » CHILD LOCK AND POWER SAVE MODE

**Child lock :** The Child Lock function helps to prevent accidents from children operating the oven without being monitored by the parents.

**Power save mode :** This function is used for saving energy.




### To set child lock

1. Press the **STOP/CLEAR** button.  
":0" or clock appears in the display.
2. Press and hold the **STOP/CLEAR** button for 3 seconds.  
A beep sounds and the display shows "Loc" for 3 seconds.  
Now the oven cannot be operated.
3. To cancel child lock simply repeat procedure 2.  
The oven will beep.  
The oven is again available for normal use.



### To set power save mode

1. Press the **STOP/CLEAR** button.  
":0" or clock appears in the display.
2. Press and then hold the **Clock** button for 3 seconds.  
The display will turn off and a beep sounds.  
To operate the oven in power save mode, press any key or turn the knob.  
Then ":0" or clock will be shown and the operation of all function keys will be the same as in the normal mode.  
But if there is no operation within 10 seconds in clear mode or while manipulating the key, all the contents of display will disappear.
3. To cancel the power save mode, simply repeat the setting procedure.  
The power save mode will be canceled and a beep sounds.  
The oven is again available for normal use.







## OPERATION

### TIPS

*Please read this OPERATION section for the proper safety information and the operating instructions before using the oven. Prior to setting the controls, place one cup of water in the oven, in a heat-proof glass measuring cup, for testing purposes. The oven could be damaged if you operate the oven in microwave mode without anything in the cavity.*

### NOTE

*When the cooking time has elapsed the oven beeps three times and "End" appears on the display. The glass turntable stops and the oven-light turns off. The oven will continue to beep every one-minute until either the STOP/CLEAR button is pressed or the door is opened. Opening the door while cook is in progress will cause the oven to stop and any displayed countdown will pause. If the START/SPEEDY COOK button is pressed, the countdown will resume. If the STOP/CLEAR button is pressed, the cook will cancel. The oven can display the set cooking time in 10 second steps (up to 5 minutes cooking time), in 30 second steps (up to 10 minutes cooking time), and in 1 minute steps (up to 60 minutes cooking time).*

*When the door is opened after cooking, the cooling fan may start to operate for 5 minutes to cool down the inside of oven. (Display shows "cool" and ":0 or clock")*

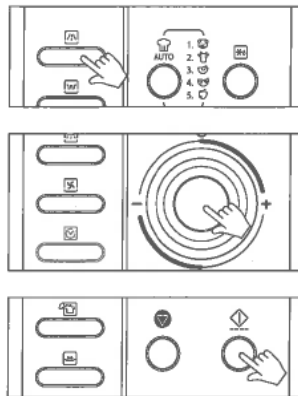
*Also note that when the Cooling mode operates, lamp, tray, and fan runs at the same time and "cool" shows on the display.*



## OPERATION

### » MICROWAVE COOKING

This microwave cooking method allows you to cook food for a desired time. In addition to the maximum power level(100%), you can select different microwave power from 9 other levels, 10% to 90% for the foods that require slower cooking. If you have used the appliance for grilling, convection or combination cooking, let the oven cool down before using again. Never switch the microwave oven on when it is empty.



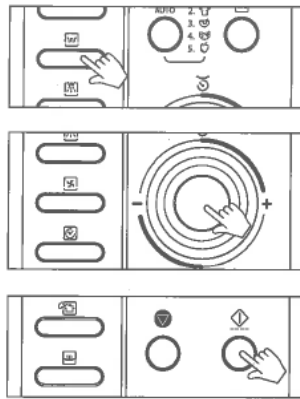
1. Press the **MW** button once. **MW** indicator (☐) lights. "P-HI"(POWER HIGH) shows in display.
2. Select the appropriate power level by pressing the **MW** button again until the corresponding percentage is displayed. Refer to the power level table below for further details.
3. Turn the **dial knob** to set the cooking time.  
For a cooking time of 5 minutes 30 seconds, turn the **dial knob** to set 5:30. (up to 60 minutes can be set)  
"5:30" shows in display.
4. Press the **START/SPEEDY COOK** button.  
The oven light comes on and the turntable starts rotating. Cooking starts and the time in the display will count down.

**NOTE**

The oven will automatically work on 100% microwave power if a cooking time is entered without the power level previously being selected. You can check the power level while cooking is in progress by pressing the MW button.

► **Power level table**

Power level	percentage	Output	Power level	percentage	Output
P-HI	100%	900W	P-50	50%	450W
P-90	90%	810W	P-40	40%	360W
P-80	80%	720W	P-30	30%	270W
P-70	70%	630W	P-20	20%	180W
P-60	60%	540W	P-10	10%	90W
			P-00	0%	0W



1. Press the Grill button once. The GRILL indicator (☀) lights.
2. Turn the dial knob to set the grilling time.  
For a grilling time of 11 minutes, turn the dial knob to set 11:00.  
(up to 60 minutes can be set)  
"11:00" shows in display.
3. Press the START/SPEEDY COOK button.  
The oven light comes on and the turntable starts rotating.  
Cooking starts and the time in the display will count down.

**NOTE**

The heating element is located on the top surface of the oven.

**NOTE**

When using the grill heater for the first time, smoke and odour will be given off. To avoid this happening when food is being cooked, turn the heater on with a microwave safe bowl containing 200cc of water in the oven for 10 minutes and the odour will disappear from then on.  
Grill food by placing it directly on the rack, in a flat dish or on a heat resistant plate on the rack.

**WARNING :**

The temperature inside the oven and window is very high.  
Do not touch the oven window and metallic interior of the oven when taking food in and out.  
Use thick oven gloves while handling food or accessories.

Suggested use	Cookware
<p>This methods is ideal for toasting bread or muffins. Remember the oven will be hot. Place all food on low/high rack.</p>	<p>Use oven-proof cookware. As there is no microwave energy being used you can place metal tins directly onto the metal racks with no danger of arcing.</p>



## OPERATION

### » CONVECTION COOKING (with pre-heat)

For convection cooking, it is recommended to preheat the oven to the appropriate temperature (except for the 40C that displays only) before placing food in the oven.

The maximum preheating time is 30 minutes.

If cooking is not started immediately after preheating, the convection indicator will continue to flash and the preheated oven temperature will be displayed. It will be maintained for 15 minutes; then switch off automatically.



1. Press the **Convection** button once. The **CONVECTION** indicator (☒) lights. "180C" shows in display.

2. Select the convection cooking temperature by pressing the **Convection** button again until the corresponding temperature is displayed.

#### TEMPERATURE SEQUENCE

180C → 190C → 200C → 210C → 220C → 40C → 100C → 110C → 120C →  
130C → 140C → 150C → 160C → 170C

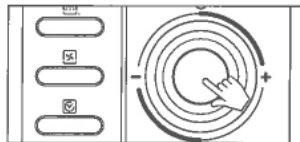


3. Press **START/SPEEDY COOK** button. The **CONVECTION** indicator (☒) blinks. The temperature of preheating and "PrE." blink alternatively in the display. The oven will now preheat. When the oven reaches the preheated temperature the oven will beep and the preheated oven temperature will appear in the display.

Then open the door and place your food in the oven.  
The oven temperature now shows in the display.

4. Turn the **dial knob** to set the cooking time.

For a cooking time of 11 minutes, turn the **dial knob** to set 11:00.  
(up to 60 minutes can be set)  
"11:00" shows in display.



5. Press the **START/SPEEDY COOK** button.

The oven light comes on and the turntable starts rotating.  
Cooking starts and the time in the display will count down.





## OPERATION

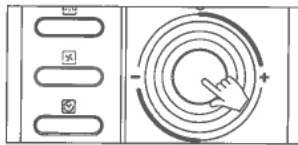
### » CONVECTION COOKING (traditional cooking)

The convection mode enables you to cook food in the same way as in a traditional oven. Microwaves are not used. Always use oven gloves when touching the utensils in the oven, as they will be very hot.



1. Press the **Convection** button once. The **CONVECTION** indicator (☒) lights. "180C" shows in display.

2. Select the convection cooking temperature by pressing the **Convection** button again until the corresponding temperature is displayed.



#### TEMPERATURE SEQUENCE

180C → 190C → 200C → 210C → 220C → 40C → 100C → 110C → 120C → 130C → 140C → 150C → 160C → 170C

3. Turn the **dial knob** to set the cooking time.

For a cooking time of 11 minutes, turn the **dial knob** to set 11:00. (up to 60 minutes can be set) "11:00" shows in display.



4. Press **START/SPEEDY COOK** button.

The oven light comes on and the turntable starts rotating. Cooking starts and the time in the display will count down.

#### NOTE

You can check the setting temperature while cooking is in progress by pressing the **Convection** button.

#### Fermentation

- 40C of convection cooking temperature is adequate for fermenting bread-like foods.
- High temperatures in the inside of oven may reduce the quality of fermentation. Cool it down to the room temperature before use.

#### Suggested use

This function is ideal for cooking meringues, cookies, biscuits, scones, bread, puddings, large fruit cakes and all pastries.  
Remember the oven will be hot.  
Place all food on the metal rack.

#### Cookware

Use oven-proof cookware.  
As there is no microwave energy being used you can place metal tins directly onto the metal rack with no danger of arcing.



## OPERATION

### » COMBINATION COOKING

This function allows you to combine convection operation with microwave to produce traditional baked or roasted results in less time.

Always use microwave-safe and oven-proof cookware. Glass or ceramic dishes are ideal as they allow the microwaves to penetrate the food evenly.

Always use oven gloves when touching the utensils in the oven, as they will be very hot.



1. Press the **Combi** button once.

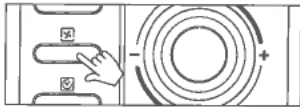
The **COMBI** indicator (  ) light and "C-0" will show in the display.

Display	MW POWER
C-0	30%

2. Press **Convection** button once.

"180 C" shows in display.

Select the convection cooking temperature by pressing the Convection button again until the corresponding temperature is displayed.



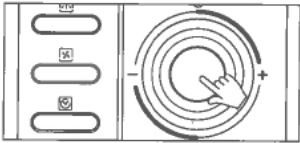
#### TEMPERATURE SEQUENCE

180C → 190C → 200C → 210C → 220C → 40C → 100C → 110C → 120C → 130C → 140C → 150C → 160C → 170C

3. Turn the **dial knob** to set the cooking time.

For a cooking time of 11 minutes, turn the **dial knob** to set 11:00. (up to 60 minutes can be set)

"11:00" shows in display.



4. Press the **START/SPEEDY COOK** button.

The oven light comes on and the turntable starts rotating. Cooking starts and the time in the display will count down.



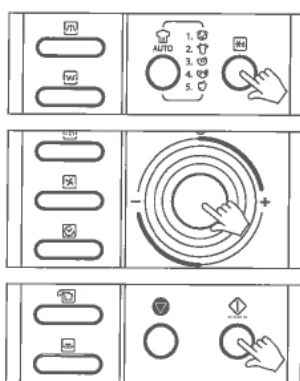
#### NOTE

You can check the cooking temperature while cooking is in progress by pressing the **Convection** button.  
You can check the power level while cooking is in progress by pressing the **Combi** button.

## OPERATION

### WEIGHT DEFROST MODE

Weight Defrost automatically sets the defrosting times and power levels to give even defrosting results for frozen food. During the defrosting process the oven will beep to remind you to check the food. When the oven beeps, open the door, turn the frozen food over and close the door, and press the **START/SPEEDY COOK** button again.



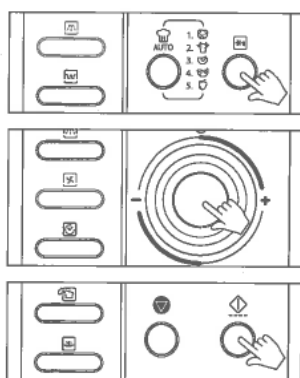
1. Press the **Defrost** button once. The **Defrost** indicator (❄) lights and "0" is displayed. The (⌚) indicator blinks. This is a weight defrost mode.
2. Turn the **dial knob** to set the weight. Weight can be set up from 200g to 3000g. The weight will change in 50g increments or decrements. For a defrosting weight of 1000 grams, turn the **dial knob** to set 1000. "1000" shows in display.
3. Press the **START/SPEEDY COOK** button. The oven light comes on and the turntable starts rotating. The (⌚) indicator goes off. Cooking starts and the time in the display will count down.

**NOTE**

When Weight-Defrosting begins, the defrosting time is automatically determined by the weight entered.

### TIME DEFROST MODE

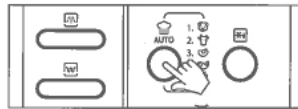
During the defrosting process the oven will beep to remind you to check the food. When the oven beeps, open the door, turn the frozen food over and close the door, and press the **START/SPEEDY COOK** button again.



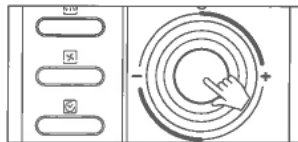
1. Press the **Defrost** button twice. The **Defrost** indicator (❄) lights and ": 0" is displayed. This is a time defrost mode.
2. Turn the **dial knob** to set the defrosting time. For a time of 11 minutes, turn the **dial knob** to set 11:00. (up to 60 minutes can be set) "11:00" shows in display.
3. Press **START/SPEEDY COOK** button. The oven light comes on and the turntable starts rotating. Cooking starts and the time in the display will count down.

This function allows you to simply and automatically cook a range of popular roasts. Always use oven gloves when touching the utensils in the oven.

Press Auto Cook key	Auto Cook Menu	Minimum Weight	Maximum Weight	Weight Step
Once	1 ROAST PORK	500 g	2000 g	100 g
Twice	2 ROAST BEEF	500 g	2000 g	100 g
3 times	3 ROAST CHICKEN	800 g	2000 g	100 g
4 times	4 BAKED FISH	300 g	900 g	100 g
5 times	5 FRESH VEGETABLE	100 g	900 g	50 g



1. Press the **Auto Cook** button once.  
The **Auto Cook** indicator (☞) lights.  
"AC-1" will show in the display.



2. Select the menu by pressing the **Auto Cook** button until the required menu is displayed.  
Refer to the auto cook menu chart below for further details.

3. Turn the **dial knob** to set the cooking weight.  
For a cooking weight of 1000 grams, turn the **dial knob** to set 1000.  
(up to 2000 grams can be set)  
"1000" and (☞) shows in display.  
Refer to the auto cook menu chart below for further details.



4. Press the **START/SPEEDY COOK** button.  
The oven light comes on and the turntable starts rotating.  
Cooking starts and the time in the display will count down.

**NOTE**

You can check the current cook setting while the cooking is in progress by pressing the Auto Cook button.

► **AUTO COOK TABLE**

Auto Cook Menu	Start Temp.	Method	Cookware
ROAST PORK	Chilled temp.	<ol style="list-style-type: none"> <li>1. Tie the joint into a neat shape.</li> <li>2. Place the meat on the dish.</li> <li>3. Brush with a little oil.</li> <li>4. Place roasts fat-side down on the dish.</li> <li>5. Cook on "AUTO COOK-ROAST PORK or ROAST BEEF".</li> <li>6. Turn over when hearing the beep.</li> <li>7. Remove from oven. Drain off any excess juices.</li> <li>8. Stand for 10 minutes in foil before serving.</li> </ol>	Glass Turntable + Metal rack
ROAST BEEF			
ROAST CHICKEN	Chilled temp.	<ol style="list-style-type: none"> <li>1. Wash and dry chicken. Tie the legs loosely together with string.</li> <li>2. Pierce the skin a couple of times just under the legs.</li> <li>3. Brush butter mixture all over the chicken on the dish.</li> <li>4. Place roasts breast-side down on the dish.</li> <li>5. Cook on "AUTO COOK-ROAST CHICKEN".</li> <li>6. Turn over when hearing the beep.</li> <li>7. Remove from oven. Drain off any excess juices. Season with salt if required. Stand for 10 minutes in foil before serving.</li> </ol>	Glass Turntable + Metal rack





## OPERATION

Auto Cook Menu	Start Temp.	Method	Cookware
BAKED FISH	Chilled temp.	<ol style="list-style-type: none"> <li>1. All types of fresh fish(except battered or breadcrumbed fish) can be cooked whether whole, fillets or steaks.</li> <li>2. Place the prepared fish in a buttered dish.</li> <li>3. Season with salt and pepper, sprinkle with lemon juice and dot with butter. Do not cover dish.</li> <li>4. Place on dish on the metal rack on the turntable.</li> <li>5. Cook on "AUTO COOK- BAKED FISH".</li> </ol>	Micro and heat proof shallow dish. (e.g Pyrex.) Glass Turntable + Metal rack
VEGETABLE	Chilled temp.	<ol style="list-style-type: none"> <li>1. Wash and trim.</li> <li>2. Place prepared vegetables into a suitable sized container.</li> <li>3. Sprinkle with 4-5 tbs. of water.</li> <li>4. Cover with pierced cling film or a lid.</li> <li>5. Place on dish on the turntable.</li> <li>6. Cook on "AUTO COOK- FRESH VEGETABLES.</li> </ol> * For best results cut vegetables into similar sized pieces.	Microproof dish. (e.g Pyrex.) Glass Turntable

## » SPEEDY COOK

The Speedy Cook function allows the oven to cook immediately on microwave full power.

The Speedy Cook function has been pre-programmed to increase the cooking time in increments of 30 seconds up to the maximum time of 5 minutes.



1. Press the **START/SPEEDY COOK** button.

The oven will display as ":30", **MW** indicator (☐) lights, and the oven starts immediately. You may increase the cooking time by keep pressing the **START/SPEEDY COOK** button.

The oven light comes on and the turn table starts rotating and the time in the display will count down in seconds.

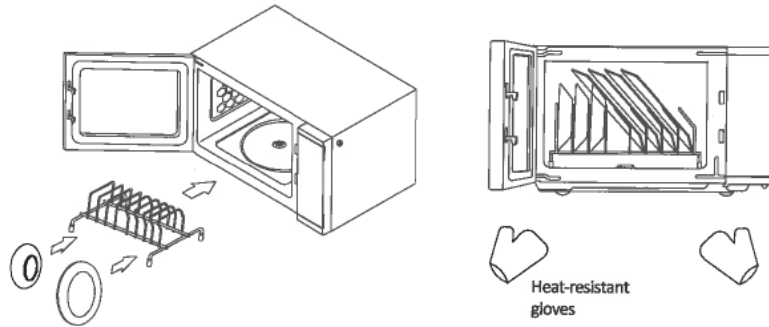
## OPERATION

### » DISH WARMER (For Premium option model only)

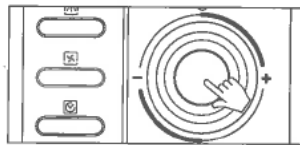
The DISH WARMER mode allows the oven to Warm dining dishes/plates before serving the food.

The premium option model comes with the specially designed Dish-Warm Rack used for the dish warmer mode only. Please take out the glass turntable and place the dish-warm rack at the centre of the oven cavity.

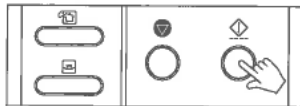
Then place dishes/plates (Size ranges from  $\varnothing 150\sim\varnothing 260\text{mm}$ ) on the rack.



1. Keep pressing the **WARM** button to select the desired temperature. (from  $40^{\circ}\text{C}\sim 80^{\circ}\text{C}$ )



2. Turn the **dial knob** to set the desired dish Warm time. (from 10 sec.~ 60 minutes)



3. Press the **START/SPEEDY COOK** button.  
The oven light comes on and the turntable starts rotating.  
Warming starts and the time in the display counts down.

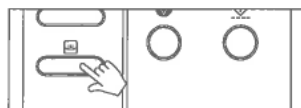
**NOTE**

Once the dish warmer mode ends, please do not grasp a dish or the rack with your bare hands as it may be hot. We recommend wearing heat-resistant gloves.

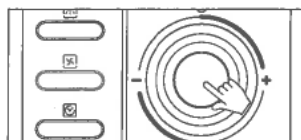
## OPERATION

### » WARM

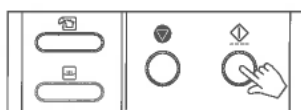
The WARM function allows the oven to Warm your food, up to the maximum time of 60 minutes.



1. Press the **WARM** button.  
(The temperature is about 60°C.)



2. Turn the **dial knob** to set the cooking time.  
For a cooking time of 11 minutes, turn the **dial knob** to set 11:00.  
(up to 60 minutes can be set)  
"11:00" shows in display.



3. Press the **START/SPEEDY COOK** button.  
The oven light comes on and the turntable starts rotating.  
Warming starts and the time in the display will count down.

### » STEAM CLEANING

This function uses steam to clean the inside of oven.

Before cleaning, put 150~200cc water in a mug cup or a small bowl and place it at the centre of the tray.



1. Press the **STEAM CLEANING** button. The **STEAM** indicator ( ) lights.  
The oven heats up for 10minutes.  
When heating up is complete the "door" "oPen" blinks on the display.  
You may remove the mug cup and use the moisture in the oven to clean the inside of oven cavity.
2. After heating up ends, "door" "oPen" shows on the display for 5 minutes.  
Once it passes 5minutes, automatic cooling mode starts.

#### NOTE

High temperature in the inside of oven may reduce the effect of steam power.  
Cool it down to the room temperature before use.

### » REMINDER MODE (Function to remind cooking complete)

To remind you that you have food in the oven, the oven will beep once a minute until you either open the oven door or press any button.

## OPERATION

### » COOKING TECHNIQUES

#### STANDING TIME

Dense foods e.g. meat, jacket potatoes and cakes, require standing time (inside or outside of the oven) after cooking, to allow heat to finish conducting to cook the centre completely. Wrap meat joints and jacket potatoes in aluminium foil while standing. Meat joints need approx. 10-15 minutes, jacket potatoes 5 minutes. Other foods such as plated meal, vegetables, fish etc require 2-5 minutes standing. After defrosting food, standing time should also be allowed. If food is not cooked after standing time, return to the oven and cook for additional time.

#### MOISTURE CONTENT

Many fresh foods e.g. vegetables and fruit, vary in their moisture content throughout the season, particularly jacket potatoes. For this reason cooking times may have to be adjusted. Dry ingredients e.g. rice, pasta, can dry out during storage so cooking times may differ.

#### DENSITY

Porous airy foods heat more quickly than dense heavy foods.

#### CLING FILM

Cling film helps keep the food moist and the trapped steam assists in speeding up cooking times. Pierce before cooking to allow excess steam to escape. Always take care when removing cling film from a dish as the build-up of steam will be very hot.

#### SHAPE

Even shapes cook evenly. Food cooks better by microwave when in a round container rather than square.

#### SPACING

Foods cook more quickly and evenly if spaced apart. NEVER pile foods on top of each other.

#### STARTING TEMPERATURE

The colder the food, the longer it takes to heat up. Food from a fridge takes longer to reheat than food at room temperature.

#### LIQUIDS

All liquids must be stirred before and during heating. Water especially must be stirred before and during heating, to avoid eruption. Do not heat liquids that have previously been boiled. DO NOT OVERHEAT.

#### TURNING & STIRRING

Some foods require stirring during cooking. Meat and poultry should be turned after half the cooking time.

#### ARRANGING

Individual foods e.g. chicken portions or chops, should be placed on a dish so that the thicker parts are towards the outside.

#### QUANTITY

Small quantities cook faster than large quantities, also small meals will reheat more quickly than large portions.

#### PIERCING

The skin or membrane on some foods will cause steam to build up during cooking. These foods must be pierced or a strip of skin should be peeled off before cooking to allow the steam to escape. Eggs, potatoes, apples, sausages etc, will all need to be pierced before cooking. DO NOT ATTEMPT TO BOIL EGGS IN THEIR SHELLS.

#### COVERING

Cover foods with microwave cling film or a lid. Cover fish, vegetables, casseroles, soups. Do not cover cakes, sauces, jacket potatoes or pastry items.

defrosting roasts fat-side-down.

- ▶ The shape of the package alters the defrosting time. Shallow rectangular shapes defrost more quickly than a deep block.
- ▶ After <sup>2</sup>/<sub>3</sub> of the defrost time has elapsed, check the food. You may wish to turn over, break apart, rearrange or remove thawed portions of the food.
- ▶ During defrost, the oven will prompt you to turn the food over. At this point, open oven door and check the food. Follow the techniques listed below for optimum defrost results. Then, close oven door, touch the START pad to complete defrosting.

Poultry and fish may be placed under running cool water until defrosted

- ☞ **Turn over** : Roast, ribs, whole poultry, turkey breasts, hot dogs, sausages, steaks, or chops.
- ☞ **Rearrange** : Break apart or separate steaks, chops, hamburger patties, ground meat, chicken or seafood pieces, chunks of meat such as stew beef.
- ☞ **Shield** : Use small strips of aluminum foil to protect thin areas or edges of unevenly shaped foods such as chicken wings. To prevent arcing, do not allow foil to come within 1-inch of oven walls or door.
- ☞ **Remove** : To prevent cooking, thawed portions should be removed from the oven at this point. This may shorten defrost time for food weighing less than 3 lbs.(1350g).

**Cooking chart**

Item	Power Level	Cooking Time Per lb./450g	Special Instruction
<b>MEAT</b>			
Beef joint	-Rare	P-80	- Chilled meat and poultry should be removed from the refrigerator at least 30 minutes before cooking. - Always let the meat and poultry stand, covered after cooking.
	-Medium	P-80	
	-well done	P-80	
Pork Joint	P-HI	10-13 min.	
Bacon joint	P-HI	8-10 min.	
<b>POULTRY</b>			
Whole chicken	P-HI	4-9 min.	
Portions chicken	P-80	5-7 min.	
Breast (boned)	P-80	6-8 min.	
<b>FISH</b>			
Fish Fillets	P-HI	3-5 min.	- Brush a little oil or melted butter over the fish, or add 15~30ml(1-2 tbsp) lemon juice, wine, stock, milk or water. - Always let the fish stand, covered, after cooking
Whole Mackerel, Cleaned and prepared	P-HI	3-5 min.	
Whole Trout, Cleaned & Prepared	P-HI	4-6 min.	
Salmon steaks	P-HI	4-6 min.	
NOTE : The above times should be regarded only as a guide. Allow for difference in individual tastes and preferences. The times may vary due to the shape, cut, and composition of the food. Frozen meat, poultry and fish must be thoroughly thawed before cooking.			



## OPERATION

### » COOKING & REHEATING CHART

#### Reheating chart

- Baby food particularly needs to be checked carefully before serving to prevent burns.
- When heating pre-packaged ready-cooked foods, always follow the pack instructions carefully.
- If you freeze foods which were bought from the fresh or chilled counters, remember that they should be thoroughly thawed before following the heating instructions on the packet. It's worth putting a note on them so that other members of the household will remember too.
- Remember to remove metal ties and transfer all food from foil containers before reheating.
- Chilled (refrigerated) food takes longer to reheat than food at room temperature (such as just-cooled food or food from the store cupboard).
- All foods should be reheated using full microwave power.

Item	Cooking time	Special Instructions
Baby food 128g jar	20 sec.	Empty into a small serving bowl. Stir well once or twice during heating. Before serving, check the temperature carefully.
Baby milk 100ml / 4fl.oz. 225ml / 8fl.oz.	20-30 sec. 40-50 sec.	Stir or shake well and pour into a sterilized bottle. Before serving, shake well and check the temperature carefully.
Sandwich roll or bun 1 roll	20-30 sec.	Wrap in paper towel and place on glass microwaveable rack. <b>*Note : Do not use recycled paper towels as it may contain metal particles.</b>
Lasagna 1 serving (10 1/2 oz./300g)	4-6 min.	Place lasagna on microwaveable plate. Cover with plastic wrap and vent.
Casserole 1 cup 4 cups	1 1/2-3 min. 5-7 min.	Cook covered, in a microwaveable dish. (casserole) Stir once halfway through cooking.
Mashed potatoes 1 cup 4 cups	2-3 min. 6-8 min.	Cook covered, in a microwaveable dish. (casserole) Stir once halfway through cooking.
Baked beans 1 cup	2-3 min.	Cook covered, in a microwaveable dish. (casserole) Stir once halfway through cooking.
Ravioli or pasta in sauce 1 cup 4 cups	2-3 min. 6-9 min.	Cook covered, in a microwaveable dish. (casserole) Stir once halfway through cooking.



**ALLERGY INFORMATION**  
CONTAINS Wheat, Gluten.

**FOR BEST RESULTS OVEN COOK**  
Preheat oven. Remove sleeve.  
Remove film. Place on a baking tray.

180°C | Fan 160°C | 350°F | Gas 4  
25 mins

After cooking, stir product thoroughly.

**MICROWAVE**  
Microwave ovens vary.  
The following is a guide only.  
Remove sleeve. Pierce film.  
Cook on high (100%).

Cat D 750w	Cat E 850w
5½ mins	5 mins

Check that product is hot before serving.  
Two or more packs will require longer cooking time.

**Do not reheat.**



MARKS & SPENCER

**FULLERLONGER**

Chicken & vegetable hotpot  
with a vegetable & lentil gravy

in the fuller longer deal

Rich in protein and balanced carbs, perfect as part of a calorie controlled diet.

High Protein + Balanced Carbs + 400 kcal per pack

ENERGY	2000 kJ	480 kcal
FAT	20g	4%
SATURATED FAT	7g	14%
CARBS	75g	15%
SUGAR	7g	14%
FIBRE	2g	4%
PROTEIN	25g	50%

USE BY 10/01/2013

**ALLERGY INFORMATION**  
CONTAINS Wheat, Gluten.

**FOR BEST RESULTS OVEN COOK**  
Preheat oven. Remove sleeve.  
Remove film. Place on a baking tray.

180°C | Fan 160°C | 350°F | Gas 4  
25 mins

After cooking, stir product thoroughly.

**MICROWAVE**  
Microwave ovens vary.  
The following is a guide only.  
Remove sleeve. Pierce film.  
Cook on high (100%).

Cat D 750w	Cat E 850w
5½ mins	5 mins

Check that product is hot before serving.  
Two or more packs will require longer cooking time.

**Do not reheat.**





ST



MARKS & SPENCER  
**KING PRAWN ALFREDO**  
 Lemon and parsley enhanced  
 King prawns and Italian linguini pasta  
 in a creamy cheese sauce

PER 100g		PER 30g	
Energy	1850 kJ	555 kJ	133 kcal
Total Fat	12.0g	3.6g	7.2g
Saturated Fat	6.0g	1.8g	3.6g
Carbohydrate	1.0g	0.3g	0.6g
Sugars	0.5g	0.1g	0.2g
Protein	1.0g	0.3g	0.6g
Fiber	0.5g	0.1g	0.2g
Salt	0.5g	0.1g	0.2g

USE BY: 10/01/2013  
 100% FISH  
 100% FISH  
 100% FISH

**Allergen information:** Contains shellfish (prawns), gluten (wheat), soy, and milk. May contain traces of other allergens. For full allergen information, please see the back of the pack.  
**Ingredients:** King prawns, Italian linguini pasta, cream, butter, cheese, lemon juice, parsley, salt, pepper.  
**Preparation instructions:** Microwave for 2 minutes. Stir well and serve.  
**Best before date:** 10/01/2013  
**Lot number:** 123456789  
**Country of origin:** United Kingdom



Made in the UK with  
 100% natural ingredients.  
 © Marks & Spencer plc  
 PO Box 3584  
 Chester CH18 9DS

JH

... easy! Use Leavers · White Peppercorns  
 Mushroom Steaks · zucchini Mushrooms · Water · Sugar · Salt · Peppercorn

**ALLERGY INFORMATION**  
 Contains Wheat, Gluten

**FOR BEST RESULTS OVEN COOK**  
 Preheat oven to 180°C/350°F.  
 Remove film. Place on a baking tray.  
 1 180°C / Fan 160°C / 350°F - Gas 4  
 25 mins

After cooking, stir product thoroughly.

**MICROWAVE**  
 Microwave oven's way.  
 The below is a guide only.  
 Remove seal as a guide only.  
 Cook on High (1000W).  
 1 5 1/2 mins      2 5 mins

Check that product is hot before serving.  
 One or more people will require 100g.  
 Do not reheat.

**MARKS & SPENCER**  
**FULLERLONGER**  
 Chicken & vegetable hotpot  
 in the fullerlonger deal

**NUTRITION**  
 Typical values per 100g  
 Energy kJ 305  
 Energy kcal 73  
 Protein 8.1g  
 Carbohydrate 10.0g  
 of which sugars 1.6g  
 Fat 1.2g  
 of which saturates 0.3g  
 Fibre 2.4g  
 Sodium 0.15g  
 Potassium 159mg  
 Calcium 149mg

© 2008 Marks & Spencer  
 All other rights reserved. See www.marksandspencer.com for more information.  
 You can find out how often we update our nutrition information and how to report a problem with the nutrition information on our website.  
 You can find out how often we update our nutrition information and how to report a problem with the nutrition information on our website.  
 www.marksandspencer.com/health

24

# CHICKEN & vegetable hotpot with a vegetable & lentil gravy

Fish in protein and vitamin cuts, perfect as part of a calorie controlled diet


in the fuller longer deal  
see price list for details

MARKS & SPENCER



USE BY  
10/01/2013

SEWING SUGGESTION  
SERVES 1 - THIS PACK PROVIDES  
OF YOUR DAILY REQUIREMENTS



MC

**MARKS & SPENCER**



# VEGETARIAN

## ROASTED BUTTERNUT SQUASH LASAGNE

Sage roasted butternut squash and spinach in a rich tomato sauce with goat's cheese béchamel

**SERVING SUGGESTION**



**3 for £6**  
 mix and match 3 items of prepared meals and 99c each

SERVING 1 - THIS PACK PROVIDES					
ENERG	SUGAR	FAT	SATUR	SALT	
460	18.8g	15.9g	5.8g	0.40g	
22%	16%	22%	27%	39%	

OF YOUR GUIDELINE DAILY AMOUNT

USE BY

**13/01/2013**

keep  **ref.**

oven or  **microwave**

suitable for  **freezing**



JB



**Chicken & vegetable hotpot**  
 with a vegetable & lentil gravy

PROTEIN + CARBS + 400  
 PER PAK

Each hotpot contains 1/2 chicken portion, perfect as part of a calorie-controlled diet

in the fuller longer deal

SERVING SUGGESTION  
 CHICKEN & VEGETABLE HOTPOT  
 100g (3.5oz) x 200g (7oz) x 200g (7oz)  
 100% 100% 100%

USE BY  
 10/01/2013

DATE OF MANUFACTURE

DATE OF YOUR ORDERING DATE AMOUNT

JB



**ALLERGY INFORMATION**  
Contains Wheat, Gluten

**FOR BEST RESULTS OVEN COOK**  
Preheat oven, remove steam, remove film, place on a baking tray.

180°C Fan 180°C 350°F (Gas 4) 25 mins

After cooking, stir product thoroughly.

**MICROWAVE**  
Microwave oven use. The following is a guide only. Remove steam, place film. Cook on high (100%).

Cat D 750W  Cat E 850W

5 1/2 mins  5 mins

Check that product is hot before serving and ensure pieces are cooked through. Do not reheat.

NUTRITION	
per 100g	per 400g
Energy kJ	306 (182)
Energy kcal	95 (42)
Protein	8.1g (34.6g)
Fat	10.0g (42.0g)
Carbohydrate	1.6g (6.7g)
Sodium	1.5g (7.5g)
Fibre	0.2g (1.5g)
Protein	2.4g (10.1g)
Energy kJ	1224 (728)
Energy kcal	291 (150)
Protein	32.4g (131.6g)
Fat	40.0g (160.0g)
Carbohydrate	6.4g (25.6g)
Sodium	6.0g (24.0g)
Fibre	0.8g (3.2g)

**Guidance daily amounts - adult**  
Cal 2000 | Fat 70g | Sat Fat 30g | Salt 6g

You may be asked to provide a declaration of allergen content for your product. This is a legal requirement under the Food Safety and Hygiene Regulations 2005. You can find our most up-to-date allergen information on our website. A balanced approach to diet and healthy eating.

[marksandspencer.com/health](http://marksandspencer.com/health)

Forest Chicken Stock contains Water · Chicken Bones · Onions · Carrots · Leeks · Garlic · Parsley · Bay Leaves · White Peppercorns.  
Mushroom Stock contains Mushrooms · Water · Sugar · Salt · Rapeseed Oil · Dried Mushrooms.






# Chicken & vegetable hotpot with a vegetable & lentil gravy

**HIGH** PROTEIN + **BALANCED** CARBS + **400** CALORIES\* PER PAK\*

In the fuller longer deal  
see this section often

Repli'n pre-made balanced cats perfect as part of a calorie-controlled diet



**BEENING SUGGESTION**  
SERVES 1 - THIS PRICE PROVIDES 100% OF YOUR DAILY REQUIREMENTS FOR VITAMINS AND MINERALS

100%	100%	100%	100%
100%	100%	100%	100%
100%	100%	100%	100%
100%	100%	100%	100%

USE BY **09/01/2013**

REPLI'N  
NUTRITION  
TECHNOLOGY

RS



DA

**MARKS & SPENCER**  
**FULLER LONGER**  
**HIGH PROTEIN** + **BALANCED CARBS** + **CALORIES 395 PER PACK**  
**Scottish Lochmuir™**  
**salmon with soy & ginger**  
 with soybeans, black rice and a sweet soy & ginger dressing

**STORAGE**  
 For Use By, see front of pack.  
 Not suitable for freezing.

Scottish Lochmuir™ salmon, edamame soybeans and black rice with a sweet soy and ginger dressing

Rich in protein and balanced carbs, perfect as part of a calorie controlled diet

**in the fuller longer deal**

SEE FRONT PANEL FOR DETAILS

**COOKING SUGGESTION**

**SERVES 1 - THIS PACK PROVIDES**

	ENERG	FAT	PROTEIN	SUGAR	FIBRE
PER 100g	12.3g	16.2g	4.0g	0.0g	3.0g
%	20%	14%	23%	20%	138%

OF YOUR GUIDELINE DAILY AMOUNT

**USE BY** **10/01/2013**

SW

Keep Stock contains Water - Kelp, Mushrooms, Spices, carrots, Maitake, Water - Sugar - Salt - Phosphoric Acid - Dried Mushrooms.

**ALLERGY INFORMATION**  
Contains Shellfish, Gluten

**FOR BEST RESULTS OVER COOK**  
Remove from heat. Remove lid. Place on a baking tray.  
 180°C For 180°C 350°F Gas 4  
 215 ml/litres

After cooking, stir product thoroughly.

**MICROWAVE**  
The microwave oven may vary. Remove stock in a plastic only. Cook on high 1000W.  
 Cat D 750W Cat E 850W  
 5 1/2 mins 5 mins

Check that product is hot before serving. Two or more plates will require longer cooking time.  
Do not reheat.

**NUTRITION**  
100g net weight  
 Energy kJ 338  
 Energy MJ 80  
 Protein 8.1g  
 Carbohydrate 10.0g  
 of which sugars 42.0g  
 Fat 1.5g  
 of which saturates 0.3g  
 Fibre (includes inulin) 2.4g  
 Sodium 0.15g  
 Potassium 0.28g  
 Calcium 0.08g  
 Iron 0.001g

100g net weight - salt  
 Cat D 750W Cat E 850W  
 Cat F 950W

For information on the ingredients used in this product, please refer to the recipe card on the back of the product packaging.  
 You can find out more information about the company behind this product and its approach to life at [www.marksandspencer.com/health](http://www.marksandspencer.com/health)

in the fuller longer deal

**FULLERLONGER**  
Chicken & vegetable hotpot

MARKS & SPENCER

SL

# Chicken & vegetable hotpot with a vegetable & lentil gravy

**HIGH** PROTEIN + **BALANCED** CARBS + **400** CALORIES PER PACK

In the fuller longer deal

Rich in protein and balanced carbs, perfect as part of a calorie controlled diet

**SEVING SUGGESTION**


SERVES 1 - THIS PACK PRODUCE

Energy	1116kJ	266kcal
Total Fat	17.5g	33%
Total Carbohydrate	111g	22%
Protein	27g	54%

OF YOUR DAILY INTAKE PER 100g

USE BY **09/01/2013**

ONE OF THE BEST KEPT MEAT AND VEGETABLE PACKS



JH

YES! Keep refrigerated 0°C to -5°C.  
Not suitable for freezing.  
Packaged in a protective atmosphere  
for freshness.

Made in the UK with cod from the  
North East Atlantic. SC8275  
© Marks and Spencer plc  
PO Box 3339 Chester CH99 9GS  
United Kingdom  
marksandspencer.com



390 g e M 0709 569 S

**INGREDIENTS**

Mashed Potato (33%) - Cod Loin (24%) - Peas (12%) - Green Beans (7%) - Water - Fish Stock - Extra Mature Cheddar Cheese (3%) (contains Potato Starch) - Semi-Skimmed Milk - Whole Milk - Onions - Low Fat Hard Cheese (contains Potato Starch) - Cornflour - Dijon Mustard - Tapioca Starch - Parsley - Rapeseed Oil - Fish Gelatine - Salt - Lactose - Ground White Pepper.  
Mashed Potato contains Potatoes - Semi-Skimmed Milk - Double Cream - Unsalted Butter - Salt.  
Fish Stock contains Water - Fish Bones - Carrots - Onions - White Wine - Dried Thyme - Dried Parsley - Ground Black Pepper.  
Dijon Mustard contains Water - Mustard Flour - Vinegar - Sea Salt - Mustard Husk - Ground Pimentoes - Ground Turmeric.

**ALLERGY INFORMATION**

CONTAINS Cow's Milk, Fish, Mustard.

Not suitable for SHELLFISH allergy sufferers due to manufacturing methodology.

**IMPORTANT**

This product contains raw fish and must be cooked according to the cooking instructions. Although extra care has been taken to remove all bones, some small ones may remain.

**FOR BEST RESULTS MICROWAVE**

Microwave ovens vary. The following is a guide only. Remove sleeve. Pierce film. Cook on High (100%).

Cat D 750w | Cat E 850w  
4½ mins | 4 mins

After heating, allow product to stand for 1 minute. Two or more packets will require longer cooking time.

**OVEN**

Preheat oven. Remove sleeve. Pierce film. Place in centre of oven on a baking tray.

190°C | Fan 170°C | 375°F | Gas 5  
30 mins

Check that product is hot before serving. Do not reheat.

NUTRITION	
Typical values/Values representative/representative	per 100g per 390g pack
Energy/kJ	336
Energy/kcal	80
Protein	6.2g
Protein/Edelman	6.2g
Carbohydrate	6.8g
Carbohydrate/Poolandstein	6.8g
of which sugars	1.2g
of which added sugars	1.2g
Fat	2.6g
Fat/FAO/WHO	2.6g
of which saturated	1.5g
of which trans	0.0g
Fibre	2.2g
Fibre/FAO/WHO/Binding	2.2g
Sodium	0.16g
Sodium/Naetum	0.16g
Equivalent as salt	0.40g
Equivalent in sodium	1.55g

Guideline daily amounts - adult			
Calc 2000	Fat 70g	Sat Fat 20g	Salt 6g
336	6.8	1.5	0.4

For more information on nutrition, visit [marksandspencer.com/health](http://marksandspencer.com/health).  
You can find out more information about the science behind the range and our balanced approach to diet and health on [marksandspencer.com/health](http://marksandspencer.com/health).



**NEW FULLER LONGER**  
Cod mornay  
MARKS & SPENCER

WR

JM

STORAGE: For this fish see front of pack.


cod chunks in a Cheddar cheese sauce, with mashed potato, peas and green beans

MARKS & SPENCER  
**FULLER LONGER**

**NEW RECIPE**   **HIGH PROTEIN** + **BALANCED CARBS** + **CALORIES 310 PER PACK**

**Cod mornay**  
 with mashed potato,  
 peas, green beans &  
 a Cheddar cheese sauce

in the fuller longer deal  
see front of pack for details



Rich in protein and balanced carbs perfect as part of a calorie controlled diet

**SERVING SUGGESTION**

SERVES 1 - THIS PACK PROVIDES				
Calories	310	30%	1000	31%
Protein	25g	50%	50g	50%
Fat	12g	24%	50g	24%
Carbohydrate	18g	5%	360g	5%
Salt	0.5g	10%	5g	10%

OF YOUR GUIDELINE DAILY AMOUNT

USE BY: **09/01/2013**

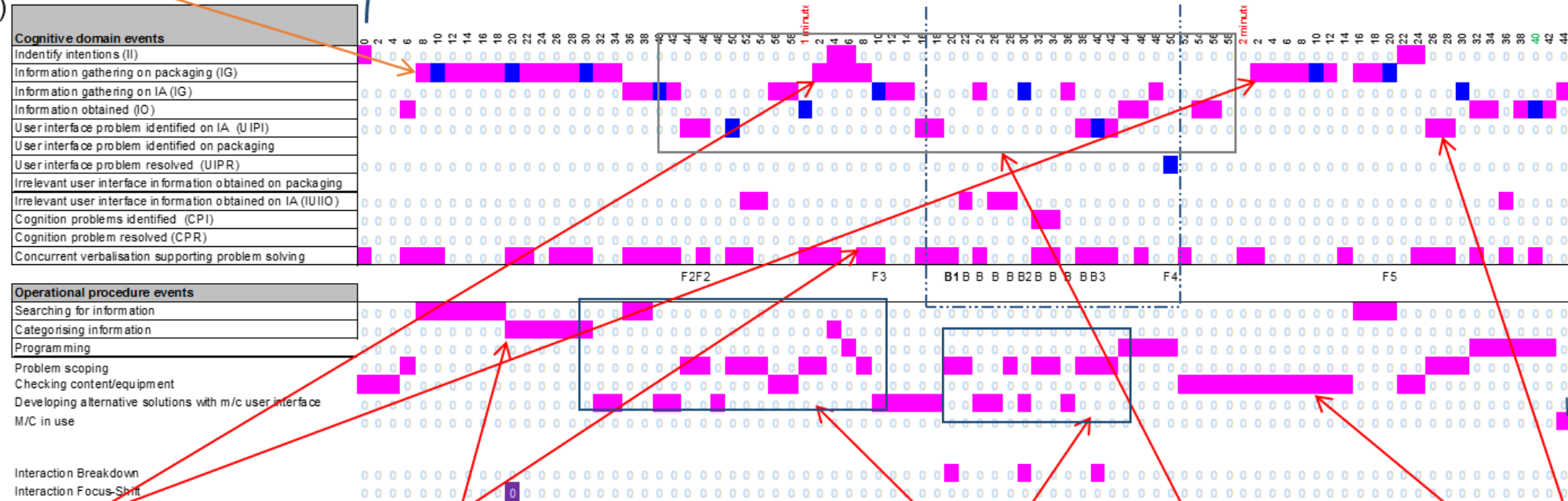
**fish** 2 a day **READY TO COOK**





Information gathering and searching with meal packaging to imitate information-processing (visual perceptual processing)

2 minutes 44 seconds information-processing task - concurrent verbalisation throughout



Reliance on visual information on the meal packaging

Concurrent verbalisation throughout (verbally verifying ideas to determine the level of complexity of the appliance interface and instructional materials)

Overlapping transitions amongst operational procedural domains (visual spatial reasoning organising visual information into meaningful categories of understanding)

Overlapping transitions amongst operational procedural domains (visual motor skills)

Overlapping transitions amongst cognitive skills (visual discrimination seeing differences between visual objects that are similar)

Cognitive and operational procedure events which differed frequency and length

Appliance in use

Figure A.1.7 MW's Traces Using the Microwave Oven (coded at two second intervals with annotations)



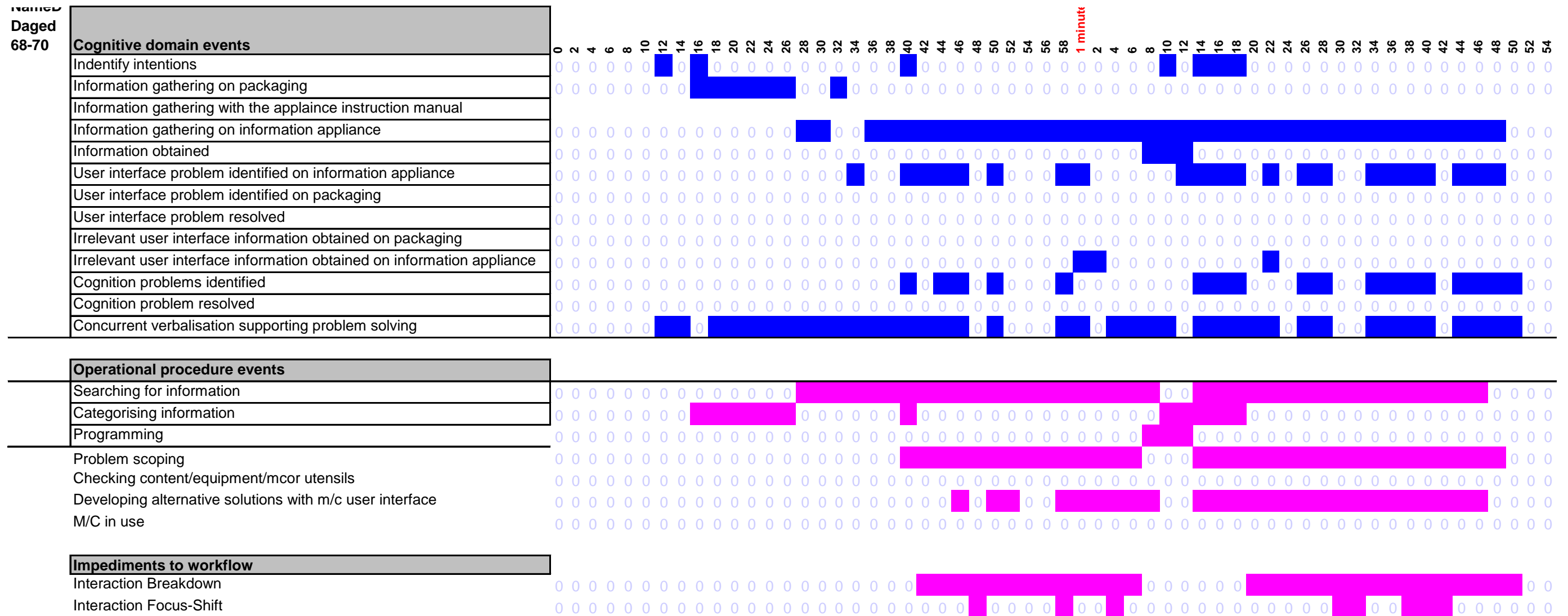


Figure A.1.9 AD's Traces using the Current Operational Interface (coded at two second intervals)



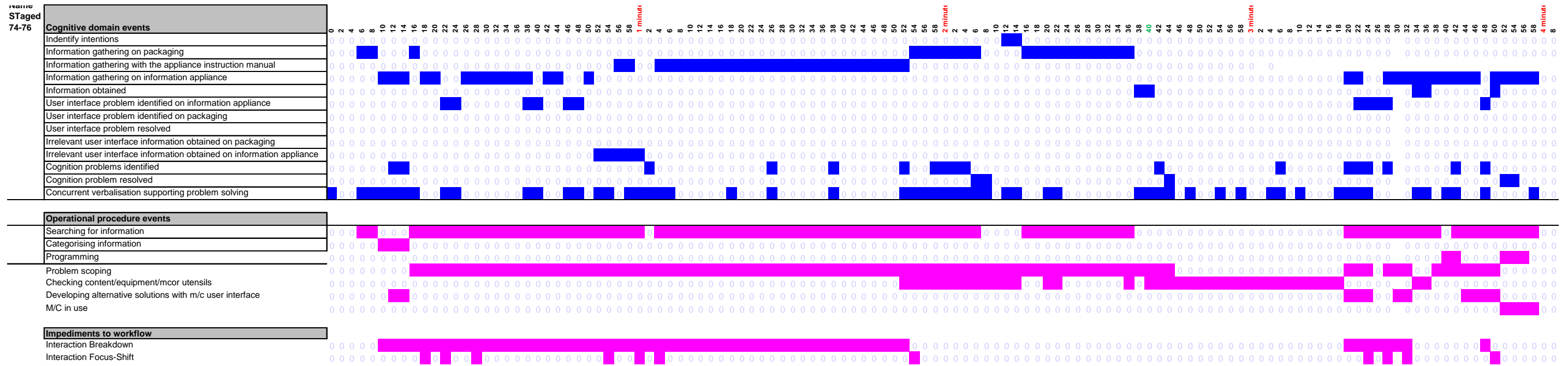


Figure A.1.11 ST's Traces using the Current Operational Interface (coded at two second intervals)

name		0	2	4	6	8	10	12	14	16	18	20	22	24	26	28	30	32	34	36	38	40	42	44	46	48	50	52	54	56
<b>SLaged</b>	<b>Cognitive domain events</b>																													
65-67	Identify intentions	0	0	0	0	0	0	0	0	0	0	0	0	0	0	0	0	0	0	0	0	0	0	0	0	0	0	0	0	0
	Information gathering on packaging	0	0	0	0	0	0	0	0	0	0	0	0	0	0	0	0	0	0	0	0	0	0	0	0	0	0	0	0	0
	Information gathering with the appliance instruction manual	0	0	0	0	0	0	0	0	0	0	0	0	0	0	0	0	0	0	0	0	0	0	0	0	0	0	0	0	0
	Information gathering on information appliance	0	0	0	0	0	0	0	0	0	0	0	0	0	0	0	0	0	0	0	0	0	0	0	0	0	0	0	0	0
	Information obtained	0	0	0	0	0	0	0	0	0	0	0	0	0	0	0	0	0	0	0	0	0	0	0	0	0	0	0	0	0
	User interface problem identified on information appliance	0	0	0	0	0	0	0	0	0	0	0	0	0	0	0	0	0	0	0	0	0	0	0	0	0	0	0	0	0
	User interface problem identified on packaging	0	0	0	0	0	0	0	0	0	0	0	0	0	0	0	0	0	0	0	0	0	0	0	0	0	0	0	0	0
	User interface problem resolved	0	0	0	0	0	0	0	0	0	0	0	0	0	0	0	0	0	0	0	0	0	0	0	0	0	0	0	0	0
	Irrelevant user interface information obtained on packaging	0	0	0	0	0	0	0	0	0	0	0	0	0	0	0	0	0	0	0	0	0	0	0	0	0	0	0	0	0
	Irrelevant user interface information obtained on information appliance	0	0	0	0	0	0	0	0	0	0	0	0	0	0	0	0	0	0	0	0	0	0	0	0	0	0	0	0	0
	Cognition problems identified	0	0	0	0	0	0	0	0	0	0	0	0	0	0	0	0	0	0	0	0	0	0	0	0	0	0	0	0	0
	Cognition problem resolved	0	0	0	0	0	0	0	0	0	0	0	0	0	0	0	0	0	0	0	0	0	0	0	0	0	0	0	0	0
	Visual cognition problem identified	0	0	0	0	0	0	0	0	0	0	0	0	0	0	0	0	0	0	0	0	0	0	0	0	0	0	0	0	0
	Visual cognition problem resolved	0	0	0	0	0	0	0	0	0	0	0	0	0	0	0	0	0	0	0	0	0	0	0	0	0	0	0	0	0
	Concurrent verbalisation supporting problem solving	0	0	0	0	0	0	0	0	0	0	0	0	0	0	0	0	0	0	0	0	0	0	0	0	0	0	0	0	0
	<b>Operational procedure events</b>																													
	Searching for information	0	0	0	0	0	0	0	0	0	0	0	0	0	0	0	0	0	0	0	0	0	0	0	0	0	0	0	0	0
	Categorising information	0	0	0	0	0	0	0	0	0	0	0	0	0	0	0	0	0	0	0	0	0	0	0	0	0	0	0	0	0
	Programming	0	0	0	0	0	0	0	0	0	0	0	0	0	0	0	0	0	0	0	0	0	0	0	0	0	0	0	0	0
	Problem scoping	0	0	0	0	0	0	0	0	0	0	0	0	0	0	0	0	0	0	0	0	0	0	0	0	0	0	0	0	0
	Checking content/equipment/mcor utensils	0	0	0	0	0	0	0	0	0	0	0	0	0	0	0	0	0	0	0	0	0	0	0	0	0	0	0	0	0
	Developing alternative solutions with m/c user interface	0	0	0	0	0	0	0	0	0	0	0	0	0	0	0	0	0	0	0	0	0	0	0	0	0	0	0	0	0
	M/C in use	0	0	0	0	0	0	0	0	0	0	0	0	0	0	0	0	0	0	0	0	0	0	0	0	0	0	0	0	0
	<b>Impediments to workflow</b>																													
	Interaction Breakdown	0	0	0	0	0	0	0	0	0	0	0	0	0	0	0	0	0	0	0	0	0	0	0	0	0	0	0	0	0
	Interaction Focus-Shift	0	0	0	0	0	0	0	0	0	0	0	0	0	0	0	0	0	0	0	0	0	0	0	0	0	0	0	0	0

Figure A.1.12 SL's Traces using the Current Operational Interface (coded at two second intervals)



Name		0	2	4	6	8	10
JHaged 70-73	<b>Cognitive domain events</b>						
	Identify intentions	0	0	0	0	0	0
	Information gathering on packaging	0	0	0	0	0	0
	Information gathering with the appliance instruction manual	0	0	0	0	0	0
	Information gathering on information appliance						0
	Information obtained	0	0	0	0	0	0
	User interface problem identified on information appliance	0	0	0			0
	User interface problem identified on packaging	0	0	0	0	0	0
	User interface problem resolved	0	0	0	0	0	0
	Irrelevant user interface information obtained on packaging	0	0	0	0	0	0
	Irrelevant user interface information obtained on information appliance	0	0	0	0	0	0
	Cognition problems identified	0	0	0			0
	Cognition problem resolved	0	0	0	0	0	0
	Visual cognition problem identified	0	0	0	0	0	0
	Visual cognition problem resolved	0	0	0	0	0	0
	Concurrent verbalisation supporting problem solving	0	0				0
	<b>Operational procedure events</b>						
	Searching for information						0 0
	Categorising information	0	0	0	0	0	0
	Programming	0	0	0	0	0	0
	Problem scoping						0 0
	Checking content/equipment/mcor utensils	0	0	0	0	0	0
	Developing alternative solutions with m/c user interface	0	0	0	0	0	0
	M/C in use	0	0	0	0	0	0
	<b>Impediments to workflow</b>						
	Interaction Breakdown						0
	Interaction Focus-Shift	0	0	0	0	0	0

Figure A.1.14 JH's Traces using the Current Operational Interface (coded at two second intervals)





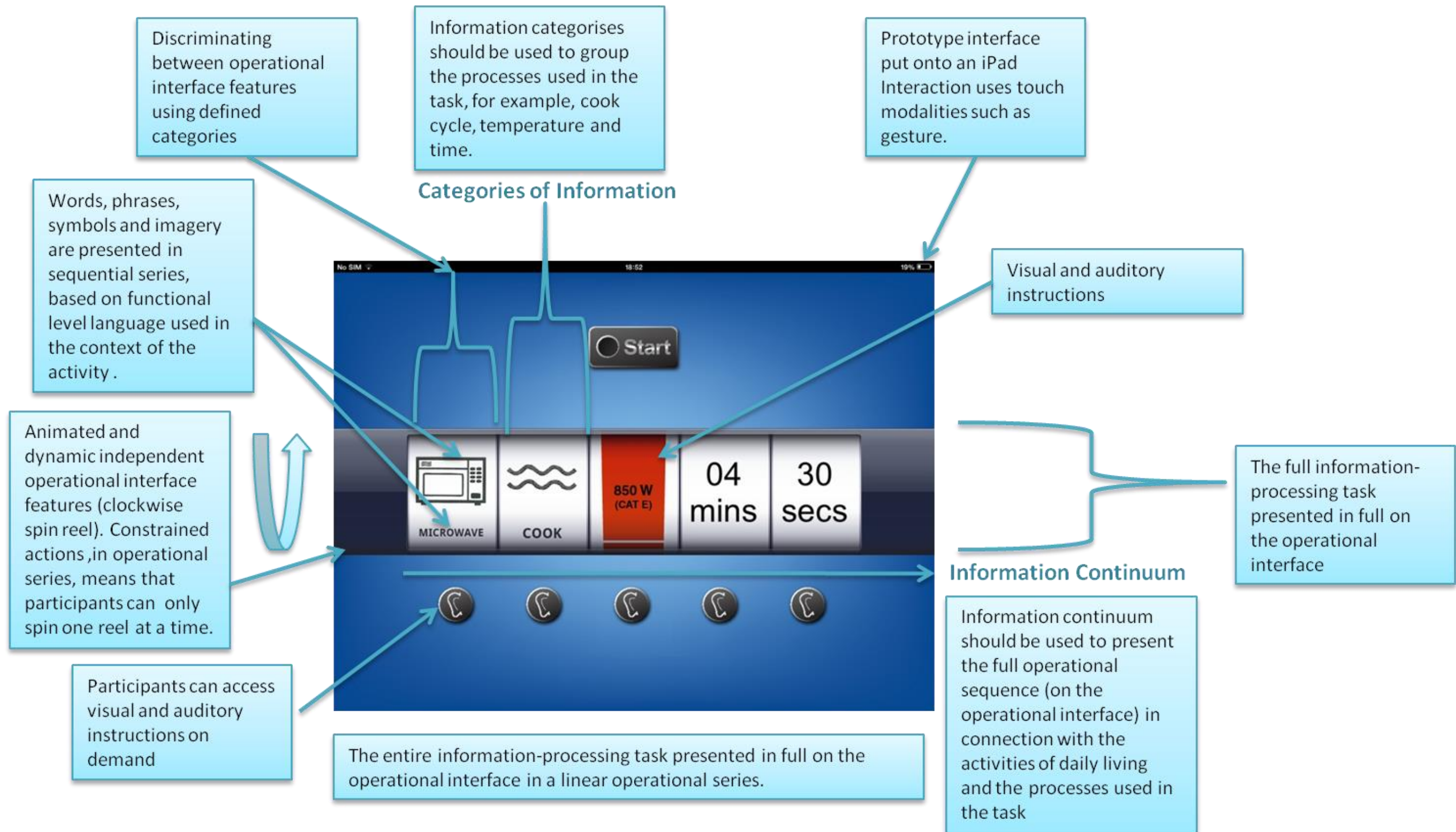


Figure A.1.16 New Operational Interface on iPad App & the Design Goals Summarised ((reproduced from Figure 6.1, annotated with key design features)