



Daud, A., Bagria, A., Shah, K., & Puryer, J. (2017). Should undergraduate lectures be compulsory? The views of dental and medical students from a UK university. *Dentistry Journal*, 5(2), [15]. DOI: 10.3390/dj5020015

Publisher's PDF, also known as Version of record

License (if available):
CC BY

Link to published version (if available):
[10.3390/dj5020015](https://doi.org/10.3390/dj5020015)

[Link to publication record in Explore Bristol Research](#)
PDF-document

University of Bristol - Explore Bristol Research

General rights

This document is made available in accordance with publisher policies. Please cite only the published version using the reference above. Full terms of use are available:
<http://www.bristol.ac.uk/pure/about/ebr-terms.html>

Article

Should Undergraduate Lectures be Compulsory? The Views of Dental and Medical Students from a UK University

Alaa Daud *, Aaron Bagria, Kushal Shah and James Puryer

School of Oral & Dental Sciences, Bristol Dental Hospital, Lower Maudlin Street, Bristol BS1 2LY, UK; ab12165@my.bristol.ac.uk (A.B.); ks12273@my.bristol.ac.uk (K.S.); james.puryer@bristol.ac.uk (J.P.)

* Correspondence: alaa.daud@bristol.ac.uk; Tel.: +44-0117-342-4294

Academic Editor: Claude Jaquiéry

Received: 31 December 2016; Accepted: 23 March 2017; Published: 31 March 2017

Abstract: Formal lectures have been a traditional part of medical and dental education, but there is debate as to their compulsory status. This study was designed to explore dental and medical students' views on compulsory lectures and the use of Video-Recorded Lectures (VRL). A cross-sectional study of University of Bristol students in Years 2 to 4 was conducted using an online questionnaire. The majority of both dental (76%) and medical (66%) students felt lectures should be non-compulsory. The most common learning resources used by both dental and medical students were live lectures, lecture handouts and VRL. The majority of both dental (84%) and medical (88%) students used VRL. Most students attended lectures all of the time both before and after the introduction of VRL, even though most dental and medical students believe lectures should be non-compulsory. VRL is a popular learning resource. These findings tie-in with General Dental Council and General Medical Council recommendations that encourage self-directed learning. Dental and Medical schools should offer a range of learning resources and make use of current technology, including the use of VRL.

Keywords: undergraduate; lecture; compulsory

1. Introduction

Traditionally, formal large-group lectures have been an important pedagogical component of medical and dental education [1,2], although recent studies have shown that there is now debate as to whether or not attendance at lectures should be compulsory [3–5].

Universities have also been promoting the search for new learning resources to enhance the student learning experience [6], and one resource progressively favored by students is the use of video-recorded lectures (VRL) [7]. Dental and Medical schools within the UK have begun to incorporate VRL into their taught undergraduate courses and the advantages and disadvantages of VRL have been widely discussed elsewhere [8–24]. Of the universities currently offering VRL, some deem lecture attendance non-compulsory, and for students at these universities, VRL gives them the option of either attending live lectures, utilising VRL, or both. In contrast, some universities adopt the opposite stance deeming lecture attendance compulsory, despite the introduction of VRL. This is due to concerns regarding falling lecture attendance levels [25], relying on video-recording technology that may not work [14] and concerns that students will miss out on lecturer's non-verbal language including bodily gestures, which can help emphasise information in a particular way [26].

In September 2015, the University of Bristol (UoB) introduced VRL through Mediasite, a video-recording technology that records both the audio and visual content of a lecture. The Dental School was an 'early adopter' of the scheme and took part in the piloting process. Currently, all undergraduate lectures within the Dental School use VRL. Lectures are typically 40–50 min in length,

and are usually scheduled at either 8 a.m. and/or 9 a.m. each weekday. Following the lecture, a draft version of the VRL is sent to the relevant lecturer who has the opportunity to review and edit the presentation before it is placed online for students to view. Students can normally access the VRL through the School's online portal within 48 h of the live lecture.

Lecture attendance within the Dental and Medical Schools is still currently compulsory. Within the Dental School, students are required to complete a 'sign-in' sheet for each timetabled lecture, and this information is stored with the School administration team. At the end of each term, lecture attendance (along with other data such as clinical grades and absenteeism) levels are reviewed for each student at a Progress Meeting. Students who are found to have missed seven or more lectures that term are required to have an interview with their Personal Tutor and those students who have missed 12 or more lectures are normally interviewed by the Clinical Dean or Head of School. Ultimately, persistent offenders may be referred to the Faculty 'Fitness to Practice' panel.

Following the introduction of VRL, there is now a growing consensus within the student body at the University of Bristol that lectures attendance should not be compulsory.

2. Aims

The aim of this study was to explore the views of undergraduate dental and medical students at the University of Bristol regarding the use of VRL, and whether or not lectures should be compulsory.

3. Materials and Methods

A cross-sectional survey of all dental ($n = 202$) and medical ($n = 680$) undergraduates in Years 2–4 studying at the University of Bristol was carried out. Year-1 students were not asked to participate as VRL had been introduced before they commenced study. Similarly, Year-5 students were not asked to participate as they had received very few timetabled live lectures since VRL was introduced. Thus neither Year-1 nor Year-5 students would be able to make valid comparisons. An online questionnaire was developed (Appendix A) that was designed to explore student views on the use of VRL, their reasons for attending or not attending live lectures and whether or not lectures should be compulsory. The questionnaire consisted of five sections: learning resources currently used by students, views before the introduction of VRL, views following the introduction of VRL, views on the compulsory status of lectures and finally demographic information. A mix of question styles was used combining both 'tick-box' responses and 'free-response' questions. Some questions allowed more than one option to be selected.

An introductory e-mail was distributed to the students along with a Participant Information Sheet which explained the nature of the survey and the anonymity of responses. The e-mail also contained a link to the online questionnaire (www.surveymonkey.com). Participation was non-compulsory and it was assumed that consent to participate was given by the voluntary completion of the questionnaire. Follow-up e-mails were sent to all students in Years 2–4 two weeks and four weeks following the initial e-mail invitation to participate.

SPSS software (version 23, IBM, New York, NY, USA) was used to analyze the results.

Full ethical approval from the Faculty of Medicine and Dentistry Ethics Committee (Bristol, UK) was obtained prior to the study (FREC No. 32142).

4. Results

4.1. Demographics

There were responses from $n = 89$ dental undergraduates and $n = 133$ medical undergraduates giving an overall response rate of 25.1%. The majority of both dental (71%) and medical (67%) students were female. The demographics of respondents is shown in Table 1.

Table 1. Demographics of respondents.

Demographic Information	Dental Students (n)	Medical Students (n)
Total	89	133
Gender	-	-
Male	26	44
Female	63	89
Year of Study	-	-
Year-2	21	52
Year-3	24	44
Year-4	34	37

4.2. Learning Resources

The most popular learning resources used by dental and medical students whilst studying for examinations were the use of printed lecture handouts (89% dental, 90% medical), viewing VRL (84% dental, 88% medical) and attending live lectures (84% dental, 85% medical) (Figure 1).

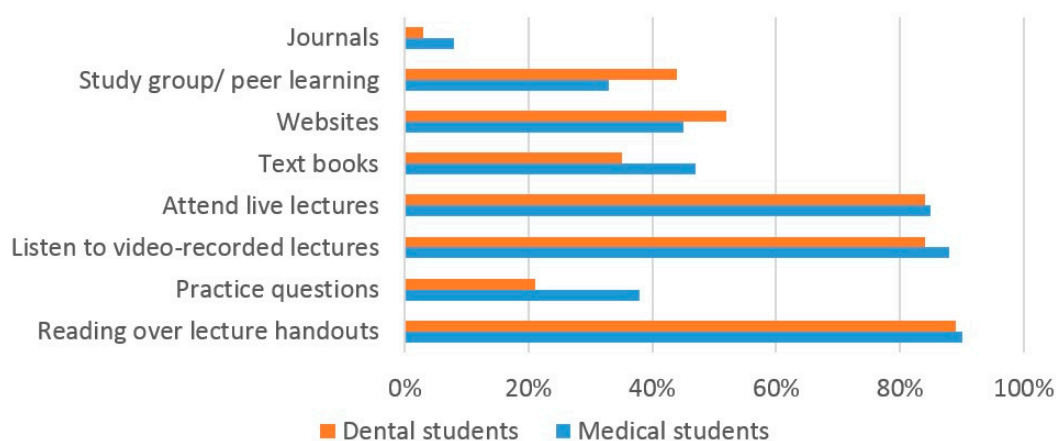


Figure 1. The methods used by dental and medical students to prepare for an examination.

4.3. Should Lectures Be Compulsory?

Only a minority both dental (24%) and medical (34%) students thought that lectures should be compulsory.

4.4. Lecture Attendance before/after the Introduction of VRL

Prior to the introduction of VRL, 52% of dental students attended lectures 'all of the time', 42% 'most of the time' and 6% some of the time (Figure 2). No students replied that they 'rarely' or 'never attended' lectures prior to the introduction of VRL. Following the introduction of VRL, there was no obvious difference in the lecture attendance pattern of dental students with 49% reporting that they attended 'all the time', 44% 'most of the time, and 7% 'some of the time'. Again, no student replied that they 'rarely' or 'never' attended lectures.

The responses from medical students showed that they had a similar pattern of lecture attendance to dental students prior to the introduction of VRL with 48% replying that they attended 'all of the time', 42% 'most of the time', and 10% 'some of the time'. Again, no medical student replied that they 'rarely' or 'never' attended (Figure 3). However, following the introduction of VRL, 44% replied 'all the time', 42% 'most of the time', 8% 'some of the time' and 6% 'rarely'. No medical students replied that they 'never' attended. This shows a marked increase in the number of medical students who attended only 'some of the time' following the introduction of VRL.

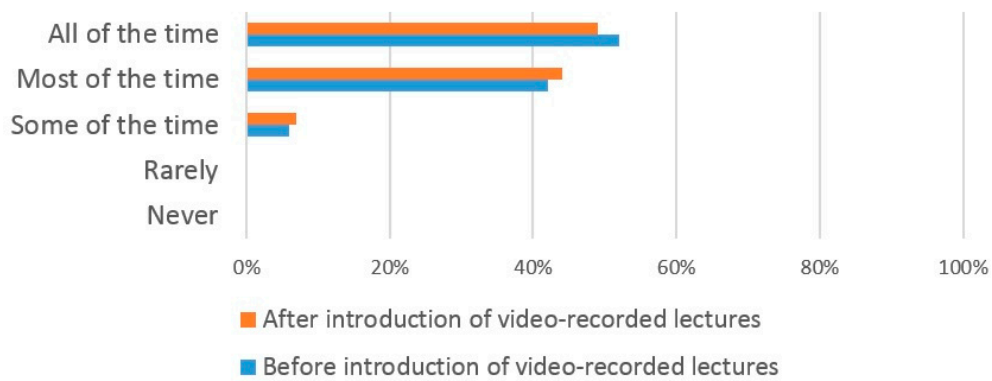


Figure 2. Dental student lecture attendance patterns before/after the introduction of VRL.

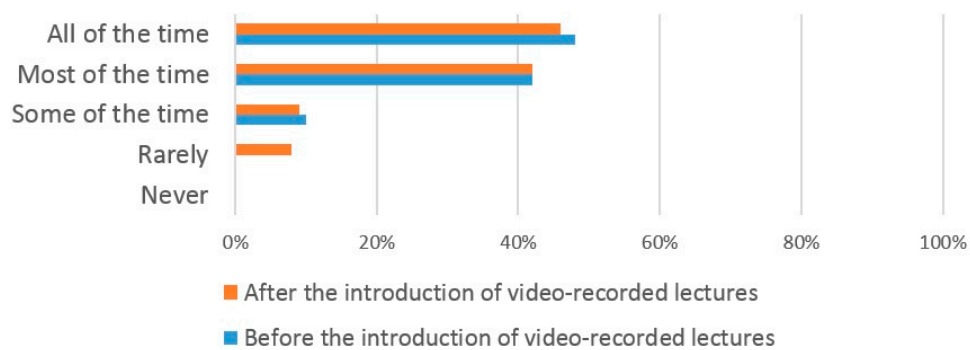


Figure 3. Medical student lecture self-reported attendance patterns before/after the introduction of VRL.

4.5. Reasons for Attending Lectures

The majority (82%) of dental students reported that they attended lectures as attendance was compulsory, whilst 62% attended ‘out of routine’ and 21% for ‘social interaction’ (Figure 4). Similarly, the majority (72%) medical students responded that they attended lectures due to their compulsory nature, whilst 53% attended ‘out of routine’ and 24% for ‘social interaction’.

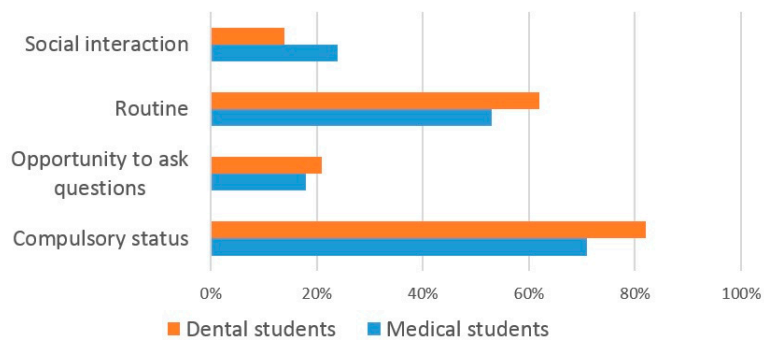


Figure 4. The reasons why dental and medical students attend lectures.

4.6. Reasons for Missing Lectures before/after the Introduction of VRL

Prior to the introduction of VRL, the most common reasons cited by dental students for not attending lectures were the quality of lectures (69%), the early start time of the lecture (55%) and medical reasons (44%) (Figure 5). Following the introduction of VRL, the most common reasons cited

for missing lectures were the early start time of the lecture (58%), the lecture quality (45%) and medical reasons (41%).

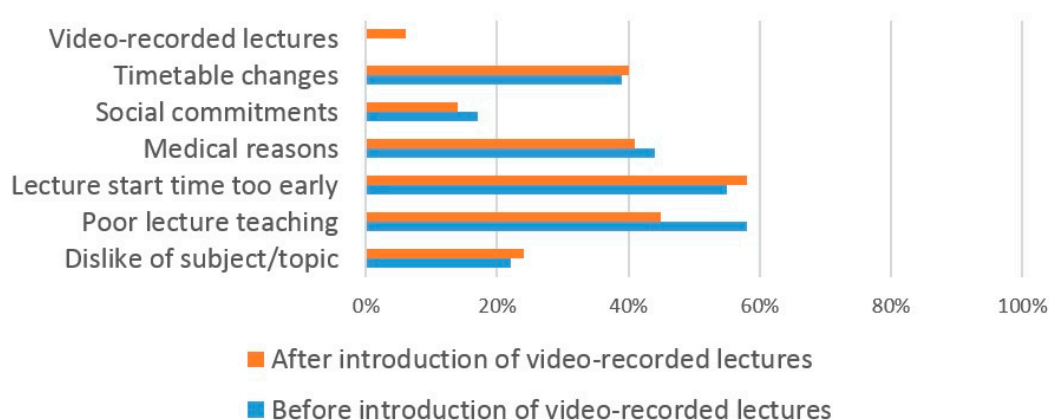


Figure 5. The reasons why dental students miss lectures.

Similar reasons for missing lectures prior to the introduction of VRL were given by medical students (Figure 6). A large number (69%) missed lectures due to poor quality of teaching, an early start time of the lecture (54%) and changes in the timetable (44%). Following the introduction of VRL, similar reasons were given for missing lectures with 67% citing poor lecture teaching, the early lecture start time (51%) and changes to the timetable (40%). Only 4% reported that they did not attend lectures due to availability of VRL.

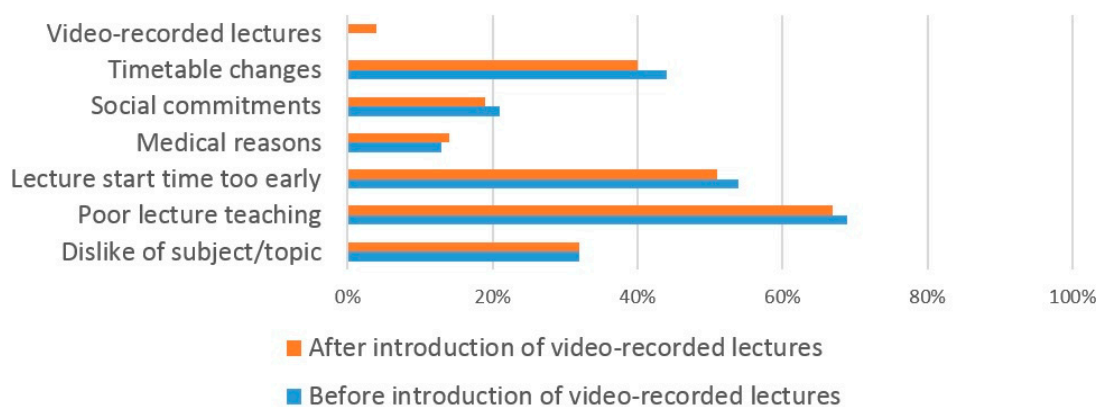


Figure 6. The reasons why medical students miss lectures.

4.7. Reasons for Student Use/Non-Use of VRL

The most frequent responses given by dental students as to why they use VRL were 'watch at any time of the day' (90%), 'pause to look up information' (85%) and 'exam preparation' (84%) (Figure 7). The most frequent responses for reasons that dental students do not use VRL were 'lack of motivation' (53%), 'lack of time' (48%) and 'already obtained the information from attending the lecture' (39%) (Figure 8).

Medical students responded with similar reasons for using Video-Recorded Lectures (VRL), the most frequent being 'pause to look up information' (93%), 'watch at any time of the day' (89%) and 'exam preparation' (88%) (Figure 7). Reasons for not using VRL were again similar to those for dental students with medical students responding 'lack of time' (62%), 'already obtained the information from attending the lecture' (49%) and 'lack of motivation' (46%) (Figure 8).

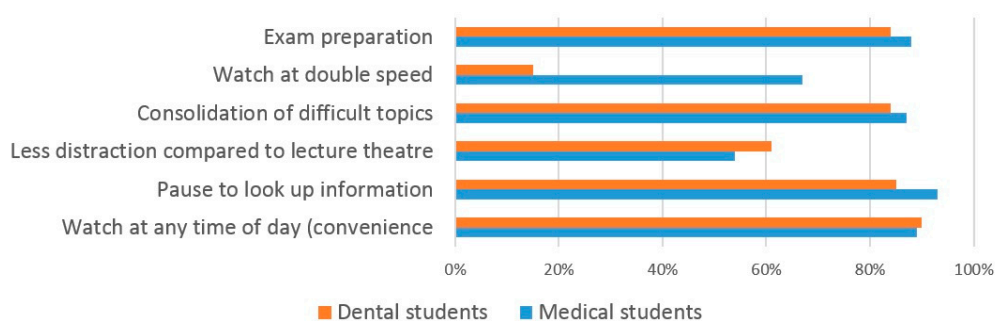


Figure 7. The reasons why students use VRL.

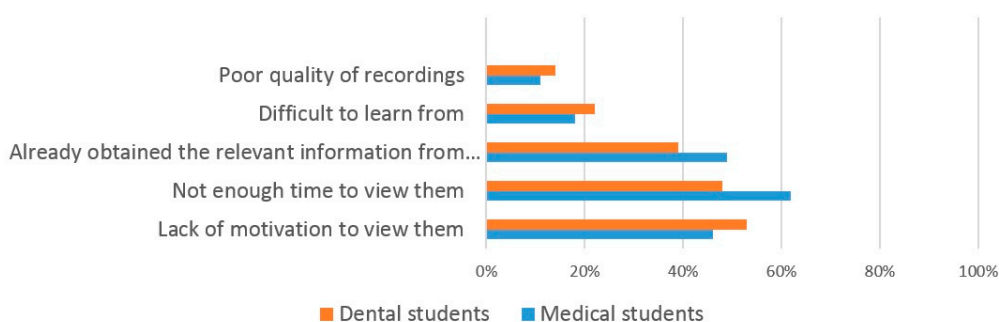


Figure 8. The reasons why students do not use VRL.

5. Discussion

This study found that the majority of both dental and medical students believe lectures should be non-compulsory which supports findings of previous studies [27,28]. A number of students stated that it should be the student's own responsibility to decide whether or not they need to attend live lectures in order to gain sufficient knowledge to be successful in exams, that live lectures did not suit their learning style and they particularly disliked the early morning scheduling of live lectures. Examples of qualitative comments from the free-text responses included "found it easier to learn and understand the content when going over lectures in own time as opposed to a morning lecture", "attending 8 a.m. lectures physically is of no benefit as difficult to concentrate and make notes", "I am dyslexic and I am forced into this learning style that does not suit me whatsoever", "I turn up to achieve attendance only and gain nothing from it" and "certainly during exam times lectures should not be compulsory- students stay up late revising and they are then expected to turn up for an 8 a.m. and 9 a.m. lecture, and then treat patients 10 a.m. until 5 p.m.!". However, some educators disagree with this student view that lectures should be non-compulsory. They believe students should not perceive attending lectures solely as a route to passing exams, and that they offer clinical students additional benefits including improving their clinical performance in aspects such as taking a patient medical history [29], providing a shared learning experience, allowing students to ask questions for clarification, allowing information to be shared with all students and allowing a lecturer's body language to add emphasis [30].

The current study found that both dental and medical students use a variety of learning resources for studying and exam preparation. The high number of dental (84%) and medical (88%) students using VRL suggests that they are a very popular resource and supports the findings of two previous studies [31,32]. A similar number of both dental and medical students used VRL, live lectures and lecture handouts, suggesting that students used a blended range of learning resources for learning, again supporting previous findings [8]. One interesting finding from our study is that many more medical students (67%) compared to dental students (16%) watch the VRL at 'double speed'. In addition, almost twice as many medical students than dental students use practice exam

questions to help their study. The reasons for both of these findings are unclear and would warrant further investigation.

The introduction of VRL did not have any significant effect on the number of both dental and medical students who attended lectures 'all of the time', 'most of the time' and 'some of the time' which suggests that the use of VRL does not affect lecture attendance. This finding may allay educators concerns that the use of VRL may increase student absenteeism from live lectures [33]. A lack of significant correlation between the introduction of VRL and declining lecture attendance levels have been widely reported [34–36]. Whilst one earlier study reported reduced attendance levels following the introduction of VRL [37], this may not have been solely due to the introduction of VRL. Additional factors that contribute towards reduced lecture attendance have included student health issues and the inconvenient schedule time of the lectures [38]. These findings are supported by our own study where students gave similar reasons for missing lectures following the introduction of VRL. In addition, our own study found that the two most common reasons for both dental and medical students to miss lectures was the poor quality of lectures and the inconvenient lecture times. However, at the current time lectures are still compulsory which means that even if students found the use of VRL improved their learning compared to live lectures, they still felt compelled to attend the live lectures.

The reported poor quality of lectures by students could be researched further to determine which aspects need improving. Lecture quality is important and is not enhanced with technology—a recorded poor lecture is still a poor lecture. The scheduling of lectures is a problem faced by many dental and medical schools. Due to factors such as the intensive nature of the curriculum, complex timetabling whereby student Year-groups are often split into smaller teaching groups (often over multiple locations) and the need to fit in with patient clinics, it is often difficult to schedule lectures where all students within a Year-group are available. Often this means that lectures will be scheduled at 8 a.m. before patient clinics begin, a time that is usually unpopular with students, as found in our study. The alternative of scheduling them at the end of the day is also problematic as patient clinics may overrun causing students to be late and student learning may be reduced as students may have already been studying or treating patients for many hours.

The most common reason (93%) that medical students gave for using VRL is so that they can pause and look up information, supporting an earlier study [39]. The most common reason (90%) that dental students gave for using VRL was so that they could view them at any time of the day. Again, this supports earlier findings [8]. Other benefits of using VRL have been previously reported including reducing course related student anxiety [40] and improving confidence in exams [41]. As the reasons for using VRL were equally favored by dental and medical students in our own study, it suggests that the benefits of VRL are multifactorial and this has previously been reported [42]. However, some students did not perceive VRL to be of value and the most common reason given by dental students (53%) for not using them was 'lack of motivation' and by medical students (62%) was 'lack of time'. Similar student reasons have been reported previously [9]. This shows that whilst the use of VRL may be useful for some students, for others it may not, highlighting the complex nature of student learning.

This study does have some limitations. The overall response rate of 25.1% means there may be some selection bias in respondents, such that the results of the study may not be generalizable to all students. The results of the study may have been affected by recall bias, as some of the questions relied upon student recall of their attendance levels at lectures prior to, and after, the introduction of VRL. It would have been methodologically better to have used actual recorded attendances at lectures, and this would have given more reliable data. Furthermore, bias may have been introduced by the fact that the use of compulsory lectures is a somewhat contentious issue. Those with strong views on the subject may have been more inclined to respond compared to those with less strong views. Another factor that may have influenced results is that attendance at lectures still remains compulsory at the present time following the introduction of VRL.

Despite these limitations, we feel that this study adds to the current limited knowledge base and provides a contemporary benchmark from which further research could be conducted. The use of focus

groups could help to explore in more detail student views on compulsory lecture attendance. It would be beneficial to repeat the study if it were decided that lectures should become non-compulsory in order to see if there was an adverse effect on live lecture attendance and especially upon student performance. Previous observational studies have found that medical students who frequently attended class have greater exam performance, course pass rate and cumulative grade averages [43–45], although later studies have shown that computer-based teaching yields similar knowledge gains as lecture-based teaching [46,47]. There is also an argument that attending lectures helps professional development [48]. It would also be very sensible to explore the views of teaching staff, as well as those of the students so that a more balanced view could be obtained. The Dental School is currently undertaking a Curriculum Review and the results of this study will help to determine whether or not the current compulsory status of lectures will remain.

6. Conclusions

This study found that the majority of both dental and medical students believed that lectures should be non-compulsory. VRL is a popular learning resource which helps to fulfil both General Dental Council (GDC) and General Medical Council (GMC) recommendations that students are offered a range of learning resources, especially those that make use of new technology [49,50]. Both the GDC and GMC also encourage self-directed learning which will help graduates maintain their knowledge and clinical skills throughout their practicing career. If lectures were to be made non-compulsory, as is the wish of the majority of students, self-directed learning may be encouraged. Further research should be carried out to determine student views on the use of VRL if a decision is made to make lectures non-compulsory, and also to see whether or not there is any adverse effect on student learning and performance.

Author Contributions: A.D. planned and designed the study. A.B. and K.S. collected and analysed the data. A.D., A.B. and K.S. wrote the initial draft paper. J.P. wrote the final paper and the revised paper.

Conflicts of Interest: The authors declare no conflicts of interest.

Appendix Questionnaire

Circle all that apply:

Degree:	Dentistry	Medicine	
Year of Study:	2 nd	3 rd	4 th
Gender:	Male	Female	

How frequently did you attend timetable live lectures before the introduction of Mediasite video-recorded lectures (September 2015)?

Never	Rarely	Some of the time
Most of the time	All of the time	

How frequently did you attend timetabled live lectures after the introduction of Mediasite video-recorded lectures (September 2015)?

Never	Rarely	Some of the time
Most of the time	All of the time	

What are your reasons for attending live lectures?

Compulsory status	Opportunity to ask questions	Routine	Social interaction
-------------------	------------------------------	---------	--------------------

Other:

What are your reasons for not attending live lectures before the introduction of Mediasite video-recorded lectures? (Answer only if applicable)

Dislike of subject/topic	Poor lecturer teaching	Lecture start time too early
Medical reasons	Social commitments	Timetable changes
video recorded lectures		

Other:

What are your reasons for not attending live lectures after the introduction of Mediasite video-recorded lectures? (Answer only if applicable)

Dislike of subject/topic	Poor lecturer teaching	Lecture start time too early
Medical reasons	Social commitments	Timetable changes
video recorded lectures		

How do you study/prepare for exams?

Reading over lecture handouts	Practice questions	Listen to video-recorded lectures
Attend live lectures	Text books	Websites
Study group/ peer learning	Journals	

Other:

What do you find more useful and effective for learning?

Live lecture	Video-recorded lecture	No difference
--------------	------------------------	---------------

Other:

Reasons for using video-recorded lectures? (if applicable)

Watch at any time of day (convenience)	Pause to look up information
less distraction compared to lecture theatre	Consolidation of difficult topics
Watch at double speed	Exam preparation

Other:

Reasons for not using video-recorded lectures? (if applicable)

Lack of motivation to view them	Not enough time to view them
Already obtained the relevant information from the live lecture	difficult to learn from
Poor quality of recordings	

Other:

How (in your opinion) have you performed in exams since the introduction of video-recorded lectures?

Worse	Same	Better
-------	------	--------

Other:

Should live-lectures be compulsory in medical and dental education?

Yes	No
Why:	

References

- Cantillon, P. Teaching large groups. *Br. Med. J.* **2003**, *326*, 437. [[CrossRef](#)] [[PubMed](#)]
- Kulkarni, R.; Ashwini, C.A.; Reddy, B. Student perception on lectures in medical education. *Anat. Karnataka* **2011**, *5*, 1–9.
- Zazulia, A.R.; Goldhoff, P. Faculty and medical student attitudes about preclinical classroom attendance. *Teach. Learn. Med.* **2014**, *26*, 327–334. [[CrossRef](#)] [[PubMed](#)]
- Rysavy, M.; Christine, P.; Lenocho, S.; Pizzimenti, M.A. Student and faculty perspectives on the use of lectures in the medical school curriculum. *Med. Sci. Educ.* **2015**, *25*, 431–437. [[CrossRef](#)]
- Hovath, Z.; O'Donnell, J.A.; Johnson, L.A.; Karimbux, N.Y.; Shuler, C.F.; Spallek, H. Use of lecture recordings in dental education: Assessment of status quo and recommendations. *J. Dent. Educ.* **2013**, *77*, 1431–1442.
- Massingham, P.; Herrington, T. Does attendance matter? An examination of student attitudes, participation, performance and attendance. *J. Univ. Teach. Learn. Pract.* **2006**, *3*, 83–103.
- Karnad, A. *Student Use of Recorded Lectures: A Report Reviewing Recent Research into the Use of Lecture Capture Technology in Higher Education, and Its Impact on Teaching Methods and Attendance*; London School of Economics and Political Science: London, UK, 2013.
- Soong, S.K.A.; Chan, L.K.; Cheers, C. Impact of video recorded lectures among students. In Proceedings of the 23rd Annual Ascilite Conference: Who's Learning? Whose Technology? Sydney, Australia, 3–6 December 2006; pp. 789–793.
- Cardall, S.; Krupat, E.; Ulrich, M. Live lecture versus video-recorded lecture: Are students voting with their feet? *Acad. Med.* **2008**, *83*, 1174–1178. [[CrossRef](#)] [[PubMed](#)]
- Scutter, S.; Stupans, I.; Sawyer, T.; King, S. How do students use podcasts to support learning? *Australas. J. Educ. Technol.* **2010**, *26*, 180–191. [[CrossRef](#)]
- Leadbeater, W.; Shuttleworth, T.; Couperthwaite, J.; Nightingale, K.P. Evaluating the use and impact of lecture recording in undergraduates: Evidence for distinct approaches by different groups of students. *Comput. Educ.* **2013**, *61*, 185–192. [[CrossRef](#)]
- Williams, J. The Lectopia service and students with disabilities. In Proceedings of the 23rd Annual Ascilite Conference: Who's Learning? Whose Technology? Sydney, Australia, 3–6 December 2006; pp. 881–884.
- Mulligan, D.; Kirkpatrick, A. How much do they understand? Lectures, students and comprehension. *High Educ. Res. Dev.* **2000**, *19*, 311–335. [[CrossRef](#)]
- Davis, S.; Connolly, A.; Linfield, E. Lecture capture: Making the most of face-to-face learning. *Eng. Educ.* **2009**, *4*, 4–13. [[CrossRef](#)]
- Naveh-Benjamin, M.; Guez, J.; Sorek, S. The effects of divided attention on encoding processes in memory: Mapping the locus of interference. *Can. J. Exp. Psychol.* **2007**, *61*, 1–12. [[CrossRef](#)] [[PubMed](#)]
- Clark, R.C. *Developing Technical Training*, 2nd ed.; International Society for Performance Improvement: Washington, DC, USA, 1999.
- Reedy, G.B. Using Cognitive Load Theory to Inform Simulation Design and Practice. *Clin. Simul. Nurs.* **2015**, *11*, 355–360. [[CrossRef](#)]
- Mayer, R.E. Nine Ways to Reduce Cognitive Load in Multimedia Learning. *Educ. Psychol.* **2003**, *38*, 43–52. [[CrossRef](#)]
- Morzy, T.; Härder, T.; Wrembel, R. Advances in Databases and Information Systems. *Eng. J. AISC* **2012**, *186*, 103–113.
- Tarr, J.; Farrington, S.; Pittaway, J.; Bird, M.L.; Hoffman, K.; Douglas, T.; Beh, C.L. Challenges for this place or any place: Student preferences for lecture 'places' in a blended learning environment. In Learning for Life and Work in a Complex World: Proceedings of the 38th HERDSA Annual International Conference, Melbourne, Australia, 6–9 July 2015; pp. 446–458.
- Franklin, D.S.; Gibson, J.W.; Samuel, J.C.; Teeter, W.A.; Clarkson, C.W. Use of lecture recordings in medical education. *Med. Sci. Educ.* **2011**, *1*, 21–28. [[CrossRef](#)]

22. Copley, J. Audio and video podcasts of lectures for campus-based students: Production and evaluation of student use. *Innov. Educ. Teach. Int.* **2007**, *44*, 387–399. [[CrossRef](#)]
23. Bond, S.; Grussendorf, S. *Staff Attitudes to Lecture Capture*; The London School of Economics and Political Science: London, UK, Unpublished work; 2013.
24. Schreiber, B.E.; Fukuta, J.; Gordon, F. Live lecture versus video podcast in undergraduate medical education: A randomised controlled trial. *BMC Med. Educ.* **2010**, *10*, 1–6. [[CrossRef](#)] [[PubMed](#)]
25. Maynor, L.M.; Barrickman, A.L.; Stamatakis, M.K.; Elliott, D.P. Student and faculty perceptions of lecture recording in a doctor of pharmacy curriculum. *Am. J. Pharm. Educ.* **2013**, *77*, 1–7. [[CrossRef](#)] [[PubMed](#)]
26. Sathik, M.; Jonathan, S.G. Effect of facial expressions on student's comprehension recognition in virtual educational environments. *Springerplus* **2013**, *2*, 1–9. [[CrossRef](#)] [[PubMed](#)]
27. Bati, A.H.; Mandiracioglu, A.; Orgunc, F.; Govsa, F. Why do students miss lectures? A study of lecture attendance amongst students of health science. *Nurse Educ. Today* **2013**, *33*, 596–601. [[CrossRef](#)] [[PubMed](#)]
28. British Medical Association: Students Decide: Should Lectures Be Compulsory? Available online: <https://www.bma.org.uk/news/2012/may/students-decide-should-lectures-be-compulsory> (accessed on 3 August 2016).
29. Hunter, S.; Tetly, J.; Lectures. Why don't students attend, why do students attend? In Proceedings of the HERDSA Annual International Conference, Melbourne, Australia, 12–15 July 1999; pp. 1–8.
30. Race, P. *The Lecturer's Toolkit*; RoutledgeFarmer: Abingdon, UK, 2006; pp. 107–108.
31. Wenger, S.L.; Hobbs, G.R.; Williams, H.J.; Hays, M.A.; Ducatman, B.S. Medical student study habits: Practice questions help exam scores. *J. Int. Assoc. Med. Sci. Educ.* **2009**, *19*, 170–172.
32. Phillips, R.; Maor, D.; Cumming-Potvin, W.; Roberts, P.; Herrington, J.; Preston, G.; Moore, E.; Perry, L. Learning analytics and study behaviour: A pilot study. In Proceedings of the ASCILITE Conference: Changing Demands, Changing Directions, Hobart, Australia, 4–7 December 2011; pp. 997–1007.
33. Chang, S. Academic perceptions of the use of Lectopia: A University of Melbourne example. In Proceedings of the ASCILITE Conference, Singapore, 2–5 December 2007; pp. 135–144.
34. Holbrook, J.; Dupont, C. Profcasts and Class Attendance—Does Year in Program Matter? *Biosci. Educ.* **2009**, *13*, 1–4. [[CrossRef](#)]
35. Brotherton, J.; Abowd, G. Lessons learned from eClass: Assessing automated capture and access in the classroom. *ACM Trans. Comput. Hum. Interact.* **2004**, *11*, 121–155. [[CrossRef](#)]
36. Maag, M. Podcasting and MP3 players: Emerging education technologies. *Comput. Inform. Nurs.* **2006**, *24*, 9–13. [[CrossRef](#)] [[PubMed](#)]
37. Gorissen, P.; Bruggen, V.J.; Jochems, W. Students and recorded lectures: Survey on current use and demands for higher education. *Res. Learn. Technol.* **2012**, *20*, 143–153. [[CrossRef](#)]
38. Hafeez, K.; Khan, M.; Jawaid, M.; Haroon, S. Low attendance in lectures at medical colleges of Karachi—A cross sectional survey. *J. Postgrad. Med. Inst.* **2014**, *28*, 161–164.
39. Lovell, K.; Plantegenest, G. Student Utilization of Digital Versions of Classroom Lectures. *J. Int. Assoc. Med. Sci. Educ.* **2009**, *19*, 20–25.
40. Traphagan, T.; Kucsera, J.V.; Kishi, K. Impact of class lecture webcasting on attendance and learning. *Educ. Technol. Res. Dev.* **2009**, *58*, 19–37. [[CrossRef](#)]
41. Gosper, M.; Green, D.; McNeill, M.; Phillips, R.A.; Preston, G.; Woo, K. Web-based Lecture Technologies: Blurring the boundaries between face-to-face and distance learning. *ALT-J. Res. Learn. Technol.* **2008**, *16*, 81–93.
42. Brecht, H.B. Learning from Online Video Lectures. *J. Inf. Technol. Educ.* **2012**, *11*, 227–250.
43. Millis, R.M.; Dyson, S.; Cannon, D. Association of classroom participation and examination performance in a first-year medical school course. *Adv. Physiol. Educ.* **2009**, *75*, 83. [[CrossRef](#)] [[PubMed](#)]
44. Fogleman, B.S.; Cleghorn, G.D. Relationship between class attendance and NBME Part 1 examination. *J. Med. Educ.* **1983**, *58*, 904. [[CrossRef](#)]
45. Riggs, J.W.; Blanco, J.D. Is there a relation between student lecture attendance and clinical science subject examination score? *Obstet. Gynecol.* **1994**, *84*, 311–313. [[PubMed](#)]
46. Davis, J.; Crabb, S.; Rogers, E.; Zamora, J.; Khan, K. Computer-based teaching is as good as face-to-face lecture-based teaching of evidence based medicine: A randomized controlled trial. *Med. Teach.* **2008**, *30*, 302–307. [[CrossRef](#)] [[PubMed](#)]

47. Solomon, D.J.; Ferenchick, G.S.; Laird-Fick, H.S.; Kavanaugh, K. A randomized trial comparing digital and live lecture formats. *BMC Med. Educ.* **2004**, *29*, 27. [[CrossRef](#)] [[PubMed](#)]
48. Baernstein, A.; Oelschlager, A.M.; Chang, T.A.; Wenrich, M.D. Learning professionalism: Perspectives of preclinical medical students. *Acad. Med.* **2009**, *84*, 574–581. [[CrossRef](#)] [[PubMed](#)]
49. General Dental Council. *The First Five Years*, 3rd ed.; General Dental Council: London, UK, 2008.
50. General Medical Council. *Tomorrow's Doctors*; General Medical Council: Manchester, UK, 2009.



© 2017 by the authors. Licensee MDPI, Basel, Switzerland. This article is an open access article distributed under the terms and conditions of the Creative Commons Attribution (CC BY) license (<http://creativecommons.org/licenses/by/4.0/>).