



LUND UNIVERSITY

The CACE Project -- Steering Committee Meeting 1987-11-25

Mattsson, Sven Erik; Åström, Karl Johan

1988

Document Version:

Publisher's PDF, also known as Version of record

[Link to publication](#)

Citation for published version (APA):

Mattsson, S. E., & Åström, K. J. (1988). *The CACE Project -- Steering Committee Meeting 1987-11-25*. (Technical Reports TFRT-7375). Department of Automatic Control, Lund Institute of Technology (LTH).

Total number of authors:

2

General rights

Unless other specific re-use rights are stated the following general rights apply:

Copyright and moral rights for the publications made accessible in the public portal are retained by the authors and/or other copyright owners and it is a condition of accessing publications that users recognise and abide by the legal requirements associated with these rights.

- Users may download and print one copy of any publication from the public portal for the purpose of private study or research.
- You may not further distribute the material or use it for any profit-making activity or commercial gain
- You may freely distribute the URL identifying the publication in the public portal

Read more about Creative commons licenses: <https://creativecommons.org/licenses/>

Take down policy

If you believe that this document breaches copyright please contact us providing details, and we will remove access to the work immediately and investigate your claim.

LUND UNIVERSITY

PO Box 117
221 00 Lund
+46 46-222 00 00

CODEN: LUTFD2/(TFRT-7375)/1-101/(1988)

The CACE Project -
Steering Committee Meeting, 1987-11-25

Sven Erik Mattsson
Karl Johan Åström

Department of Automatic Control
Lund Institute of Technology
January 1988

Department of Automatic Control Lund Institute of Technology P.O. Box 118 S-221 00 Lund Sweden		<i>Document name</i> Report	
		<i>Date of issue</i> January 1988	
		<i>Document Number</i> CODEN:LUTFD2/(TFRT-7375)/1-101/(1988)	
<i>Author(s)</i> Sven Erik Mattsson Karl Johan Åström		<i>Supervisor</i>	
		<i>Sponsoring organisation</i> The Swedish Board of Technical Development	
<i>Title and subtitle</i> The CACE project - Steering committee meeting, 1987-11-25			
<i>Abstract</i> <p>This report contains documentation handed out to the participants of the steering committee meeting of the STU Computer Aided Control Engineering Programme (CACE) on November 25, 1987. The minutes of the meeting are also included.</p>			
<i>Key words</i> Computer Aided Control Engineering			
<i>Classification system and/or index terms (if any)</i>			
<i>Supplementary bibliographical information</i>			
<i>ISSN and key title</i>			<i>ISBN</i>
<i>Language</i> English and Swedish	<i>Number of pages</i> 101	<i>Recipient's notes</i>	
<i>Security classification</i>			

The report may be ordered from the Department of Automatic Control or borrowed through the University Library 2, Box 1010, S-221 03 Lund, Sweden, Telex: 33248 lubbis lund.

Preface

This report contains documentation handed out to the participants of the steering committee meeting of the STU Computer Aided Control Engineering Programme (CACE) on November 25, 1987. The minutes of the meeting are also included.

Table of Contents

Agenda	5
Overview of the Project	
<i>Status</i>	6
Viewgraphs, Sven Erik Mattsson	
<i>Seminars and Visits, December 1986 – November 1987</i>	12
Sven Erik Mattsson and Karl Johan Åström	
<i>Published Papers, Conference Contributions and Reports</i>	21
<i>How Could Future CACE systems Look Like?</i>	26
Viewgraphs, Sven Erik Mattsson	
<i>The Principle of Reuse</i>	30
Viewgraphs, Sven Erik Mattsson	
<i>An Integrated Environment for CACE</i>	45
Viewgraphs, Mats Andersson	
<i>Modelling and Simulation of Chemical Processes</i>	53
Viewgraphs, Bernt Nilsson	
A Related Project	
<i>A PI Stepsize Control for the Numerical Solution of Ordinary</i>	
<i>Differential Equations</i>	67
Viewgraphs, Kjell Gustafsson, Michael Lundh och	
Gustaf Söderlind	
International Contacts	
Viewgraphs, Sven Erik Mattsson	90
Possible Future Projects	
Viewgraphs, Sven Erik Mattsson, Karl Erik Årzén	95
Minutes of the Meeting 1987-04-26	97
Minutes of the Meeting 1987-06-03	99
Minutes of the Meeting 1987-11-25	100

CACE-projektet

Styrgruppsammanträde 1987-11-25

Dagordning

10.00 **Formalia**

10.15 **Översikt av projektläget**

Meddelanden

Verktyg för modellutveckling och simulering

Struktureringsbegrepp

Representation

Tillämpningsprojekt

12.15 **Lunch**

13.30 **Internationella kontakter**

13.45 **Information om DUP och IT**

14.15 **Framtida planer – efter CACE**

14.45 **Nästa sammanträde, övrigt**

15.00 **Demonstrationer**

G2

Modellverktyg

Expert Control (min 30 min)

Examensarbete "Visidyn"

17.00 **Avslutning**

PROJECT STATUS

CONTENTS

1. Introduction
2. Workstation purchases
3. Seminars and visits
4. Guest researchers
5. Related activities at the department
 - Step-size control in numerical integration
 - Graduate course on control design in spring 1988
6. Tools for model development and simulation
 - Overview and plans
 - Model structuring concepts
 - Internal system representation
 - Application project

New forms of MMI

Expert system interfaces

Symbolic calculations

High level languages

Expert Control

Repr. and visualization

Implementation lang.

Model development and simulation

IEEE CSS
CACSD '85

*

Appl of AI SERC/STU
UMIST
Southampton

* * * * *

CPCIII ACC SIAM

IEEE CSS CACSD '86

*

SERC/STU
Cambridge

*
IFAC CADCS '88
Beijing

1985

1986

1987

1988

1989

WORKSTATION PURCHASES

1. Symbolics 3650

- Mono, 19", 8MB, FP acc.
- 330 MB Winchester
- Fortran, Pascal, Common Lisp Prolog
- Macsyma, KEE, G2
- Delivered in May 1987
- FRN financed

2. SUN 3/110

- Color, 19", 4MB
- 12 MB memory (Clearpoint, Exo Data AB)
- KEE
- 140 MB local Winchester disk
- 538 MB common Winchester disk
- Delivery scheduled to Nov 1987
- STU financed

GUEST RESEARCHERS

- 1985, Nov 18 – 1986, Jan 17 Dr. Wolfgang Kreutzer
Univ. of Canterbury
New Zealand
- 1986, Nov 6 – Dec 8 Prof. Mike Denham
Kingston Polytechnic
England
- 1987, May 17 – July 17 Prof. Dean Frederick
RPI, Troy
New York, USA
- 1987, Dec 1 – 1988, Jan 31 Dr. Wolfgang Kreutzer
Univ. of Canterbury
New Zealand
- 1988, May – June Prof. Doug Birdwell
Univ. of Tennessee
Knoxville, Tennessee

TOOLS FOR MODEL DEVELOPMENT AND SIMULATION

Plan

1. Design of basic concepts for model structuring
2. Design of the internal system representation
3. Implementation in KEE of basic tools for modelling and simulation of ODE models
4. Extension of the tools in various directions
 - User interface
 - Frameworks to describe behaviour
 - Analysis tools
5. C++ and PHIGS (FIGARO)
6. Applications

C++

C++ is a superset of the C language and was designed to

1. be a better C
2. support data abstraction
3. support object-oriented programming.

C++ is available from AT&T.

PHIGS

Programmers Hierarchical Interactive Graphics Stand.

- ANSI Standard
- Designed for complex interactive applications
CAD, CAM, CAE, Robotics, Architecture
- Full 3-D system
- Structured organization of graphics
in a centralized database
- IBM: graPHIGS
- Template: FIGARO
- Windowing systems???

Seminars and Visits

December 1986 – November 1987

Sven Erik Mattsson and Karl Johan Åström

Department of Automatic Control
Lund Institute of Technology
Lund, Sweden

This is a list of seminars and external contacts the Department of Automatic Control, Lund Institute of Technology has had during the period December 1986 – November 1987, which are of interest for the CACE project. The list includes visits to the department and visits of the staff to companies and other universities, as well as participation in conferences, symposia, workshops, courses etc.

Our visitors are normally given a presentation of our department and our research, as well as live demonstrations of our packages for CACE (Simnon, Idpac etc.), so this is not explicitly mentioned in the list below.

1986

- Dec 4 Karl-Erik Årzén visited Domain Computers in Kista to look at the Apollo DN 580 workstation.
- Dec 15 John Baras, which is the initiator and leader of the Systems Research Center at the University of Maryland visited the department. Arne Otteblad, STU gave a short presentation of the new research programme DUP and other STU activities.
- Dec 15 Olle Lennartsson, Texas Instruments visited the department to discuss the Texas Explorer Lisp machine.
- Dec 17 Bengt Bengtsson, Department of Telecommunication, LTH gave a seminar and presented DSP-90, which is a general purpose system for digital signal processing based on a TMS 32010. Our department has purchased such system.
- Dec 17 Mats Lilja, Kjell Gustafsson and Bengt Mårtensson gave a seminar on GNU Emacs, which is a powerful editor. It is available on BODE, and some other Vax'es at the university. The seminar presented GNU Emacs from a conceptual point of view. In particular, a ReglerTeX-mode was presented.
- Dec 18 Christer Sjöberg and Jan Ekman from Nokia visited the department to discuss the Symbolics Lisp machine.

1987

- Jan 15 Karl-Erik Årzén and Per Persson visited Nokia in Stockholm. The new Symbolics operating system was demonstrated.
- Jan 16 Leif Persson, Ann-Britt Östberg, Erik Larsson, Peter Engström and Dan Nordström from Sydkraft, Malmö visited the department. We found that we have common interests in modelling and simulation. It was decided that Leif Persson and Ann-Britt Östberg should accompany us on our trip to the Central Electric Generating Board (CEGB), Gloucester, England on February 9 - 11, 1987.
- Jan 22 Sven Erik Mattsson visited the Department of Automatic Control, LiTH, Linköping. He gave a seminar titled "On Differential/Algebraic Systems."
- Jan 23 Börje Rosenberg, SattControl, Lund visited the department.
- Jan 27 - 30 Karl Johan Åström, was a member in a delegation, which went to Apple in Cupertino to discuss a donation from Apple to the University of Lund.
- Feb 2 Sven Erik Mattsson, Lars Nielsen, Karl-Erik Årzén, Jan Eric Larsson, Per Persson, Ola Dahl and Kjell Gustafsson visited the Department of Computer and Information Science, LiTH, Linköping. Erik Sandewall and Sture Hägglund presented their research projects. Sven Gunnar Edlund, STFI, Arne Otteblad, STU and Gustaf Söderlind, LTH which are members of the CACE Steering Committee participated also.
- Feb 5 - 6 Sven Erik Mattsson, Dag Brück and Tomas Schönthal visited the University College of Swansea, Swansea, Wales. Hosts were Professor Tony Barker, Department of Electrical and

Electronic Engineering and Dr Peter Townsend, Department of Mathematics and Computer Science.

The departments of Electrical and Electronic Engineering and Mathematics and Computer Science, University College Swansea participate in the SERC Programme of research in Computing and Design Techniques for Control Engineering (CDTCE).

We have common interests in man-machine interfaces and in this area it is of special importance to be able to exchange ideas and experience. They also expressed an interest to collaborate. As a first step they got Simnon and Idpac. An exception handling package for C was sent later. We got CES and examples of how to use SUN's window and menu facilities from inside a program. This will facilitate our work.

They were very interested to use Simnon in their education and as the simulation tool in CES. The discussion on the user interface gave us good inputs for the next version of Simnon. Other common interests, which we were not aware of before the visit, are symbolic manipulation and MACSYMA.

Feb 9 - 11

Karl Johan Åström, Sven Erik Mattsson, Dag Brück, Tomas Schönthal from the Department of Automatic Control, Lund Institute of Technology, Lund, Sweden and Leif Persson and Ann-Britt Östberg from Sydkraft, Malmö, Sweden visited the Central Electricity Generating Board (CEGB), Barnwood, Gloucester, England. CEGB corresponds to Vattenfall in Sweden.

The visit was organized and planned by Mr M.J. Whitmarsh-Everiss who is head of the Plant Kinetics Group, Boiler Plant Branch, Plant Engineering Department, Generation Development & Construction Division in Barnwood, Gloucester. The aim was to exchange information and discuss various issues in computer aided control engineering and modelling of power plants. CEGB has a long experience in designing and using programs for computer aided engineering. Very elaborate simulation of power system components is a speciality; 500-4000 states is a typical size range. To be able to do that, good, fast and robust numerical routines for integrating large systems of stiff equations have been developed.

A collaboration between the CACE project at the Department of Automatic Control, Lund Institute of Technology and the groups under Whitmarsh-Everiss and Dick Adams at Barnwood and Trevor Chambers at Park Street, London would be of mutual benefit. We have many common areas of interest as CACE methodology, numerics and modelling.

Feb 11

Karl Johan Åström was invited to travel with Whitmarsh-Everiss and a CEGB delegation to Marconi Simulation in Edinburgh. Marconi has a long experience in developing simulators for military and civil purposes. They have developed the plant simulators for the nuclear power plants Hunterston B and Torness for SSEB (South Scotland Electricity Board).

- The Torness simulator was at the Marconi plant for final testing. The simulators were quite complicated having more than 10 000 states. The simulators were based on special purpose parallel hardware. The Mk IV system for Hunterston B had 52 microprocessors, two were allocated to the axial reactor model, 10 for the two-dimensional reactor model, and 18 for the boiler model.
- Feb 11 Karl-Erik Årzén participated in Svenska Mekanförbundet's steering committee meeting on Knowledge Based Systems at Volvo Data in Gothenburg.
- Feb 12 A group of four persons from Rifa and Ericsson, Kista visited the department.
- Feb 18 Mats Andersson attended a half-day seminar and demonstration of KEE at Nokia in Stockholm.
- Feb 18 Per Persson attended a seminar held at Saltsjöbaden presenting Alliant Computer Systems' products.
- Feb 18 – 19 Karl Johan Åström, Gustaf Olsson, Sven Erik Mattsson, Per Persson and Tomas Schönthal visited the Swedish Pulp and Paper Research Institute (STFI), Stockholm. Sven Gunnar Edlund and his colleagues Vikram Kaul, Jan Erik Gustafsson and Thomas Östman presented STFI and their research. Sven Erik Mattsson gave an overview of the CACE project and presented Hibliz. Per Persson presented his and Jan Eric Larsson's work on expert system interface for Idpac. STFI are experienced users of Idpac and Simnon. They have interesting suggestions on extensions of Idpac. As a start we formulated some new Master Thesis projects.
- Feb 24 Torbjörn Sjöö, Silicon Graphics AB visited the department. Silicon Graphics has opened an office in Bromma, Sweden.
- Feb 25 Torbjörn Johansson, IBM, Stockholm gave a full day seminar on the IBM PC RT and ANDREW. ANDREW is a distributed personal computing environment based on UNIX BSD 4.2. It is a collaborative between IBM and Carnegie-Mellon University.
- Feb 26 Anders Åberg, ASEA Research & Innovation, Västerås visited the department. He gave an informal seminar on ASEA's activities in the expert system area.
- March 6 Karl-Erik Årzén participated in a ESGIL (Expert Systems Group In Lund) meeting at Telelogic in Malmö.
- March 11 Eric Astor, Department of Computer Science and Computer Engineering, LTH gave a seminar on the expert system developing environment KEE. KEE will be available on our new Symbolics workstation.
- March 12 Klas Rytöft and Lars Richter, ASEA Research & Innovation, Ideon, Lund visited the department.
- March 17 Karl Johan Åström, Sven Erik Mattsson, Karl-Erik Årzén, Per Persson, Jan Eric Larsson and Mats Andersson visited the Swedish Institute of Computer Science, SICS in Kista. Rune Gustavsson gave an overview of SICS. SICS constitutes of

three laboratories: Design Methods (Björn Pehrsson), Logic Programming Systems (S. Haribi) and Knowledge-Based System (Rune Gustavsson). The Design Method Laboratory works on computer communication and graphics. Steffen Weckner presented their work in the graphics area. They have developed a system called Dialogic for interactive programming using pictures and text. It is implemented in Loops on Xerox Interlisp machines. The Logic Programming Systems Laboratory works on (parallel) computer architectures and extensions to Prolog. The Knowledge-Based Systems Laboratory works on theory, natural languages, and empirical research. Their applications are large databases and dynamical systems.

SICS is financed to 50% by STU and to 50% by Ericsson, Philips, ASEA, IBM and Televerket. The budget is 24 MSEK. Each laboratory has about 15 persons.

- March 18 Bengt Mårtensson gave a seminar about some programs for document preparation (TeX, PostScript, Emacs) and support and interface programs (DVILW, HCOPY2PS, CC2PS, MACEQ2TEX, S2TEX, CODEGEN, MIMNON, FUSION, GNUPLOT, LESS, DVITT).
- March 20 Jan Eric Larsson and Per Persson presented their Lic Techn thesis "An expert system interface for Idpac." Opponents were Rune Gustavsson, SICS, Stockholm and Ivar Gustavsson, ASEA Generation, Ideon, Lund.
- Rune Gustavsson gave in the afternoon a seminar titled "AI and expert systems."
- March 25 Arranged together with the Swedish National Board for Technical Development (STU) a full day-seminar in Stockholm. The purpose was to present results and experiences from the CACE project; Karl Johan Åström: "Computer aided control design - A perspective," Jan-Erik Gustafsson, STFI, Thomas Östman, STFI and Claes Källström, SSPA: "Experiences of using Simnon and Idpac," Sven Erik Mattsson: "The CACE project - An overview" and "Hibliz - A simulator using hierarchical block diagrams," Jan Eric Larsson and Per Persson: "Expert System Interfaces," Ulf Holmberg: "Symbolic Formula Manipulation," Karl-Erik Årzén: "Expert Control" and Arne Otteblad, STU "Related STU projects." About 50 persons from university and industry attended the seminar.
- April 1 Lars Richter, ASEA, Ideon presented Asea Master in the undergraduate course "Computers in Control Systems".
- April 8 Hilding Elmqvist, SattControl presented SattGraph 1000 in the undergraduate course "Computers in Control Systems".
- April 6 - 10 Karl Johan Åström, Karl-Erik Årzén and Per Persson participated in the Joint SERC/STU Workshop on Expert Systems and Data Bases for Control System Design and Application held at Cambridge, UK. The presentations given were:
Karl-Erik Årzén: "Knowledge based controllers"
Karl Johan Åström: "Expert control methods for assessment"

- of achievable control performance”
 Per Persson: “An expert system interface for Idpac”
 The workshop was organized by Professor MacFarlane and contained several demonstrations. An overview of the current status of the ECSTASY was given.
- May 11 – 13 Professor Neil Munro, Dr John Edmunds and Gavin Bowe, UMIST, Manchester, UK visited the department. On May 12 Prof Munro gave a seminar on ECSTASY and Dr Edmunds presented CSS (The Control System Software).
- May 14 Anders Törne and Martin Uneram, ASEA visited the department. They are members of Anders Åberg’s AI-group. They gave a seminar titled “Robot programming.”
- May 17 Professor Dean Frederick, Rensselaer Polytechnic Institute, Troy, New York, USA arrived. He participated as a guest researcher in the CACE project for two month (May 17 – July 17). He developed together with Tomas Schönthal a prototype window-based environment for Simnon on the SUN workstation.
- May 18 Jan Eric Larsson and Per Persson participated in the SAIS’87, The Swedish AI Society’s Annual Workshop, Uppsala. They presented “An intelligent help system for Idpac.”
- May 21 Lars Rundqwist presented and demonstrated the new lab 4 of the course “Computers in control systems.” The lab task is level control of a water tanks and sequence control of a tee kettle. The ASEA MasterPiece system is used. The program MasterAid 120 running on a IBM-PC is used to program the ASEA MasterPiece. For MMC the PC-Operator program also running on the IBM-PC is used. It is developed by Rejlers Ingenjörbyrå, Lund. It uses semigraphics and the MicroSoft Mouse. It can communicate with a number of commercial control systems among others those from Asea (Master), SattControl and Saab (PCC). The real-time aspects is handled by TopView, a IBM program.
- May 26 Rod Bell, Macquarie University, Australia gave a seminar titled “Boiler turbine modelling and simulation.”
- May 27 Dean Frederick, Rensselaer Polytechnic Institute, USA gave a seminar titled “Windowing for Simnon.”
- June 2 – 4 Mats Andersson attended the IMACS-International Symposium on AI, Expert Systems and Languages in Modelling and Simulation, Barcelona, Spain, 2 – 4 June 1987.
- June 9 – 10 J.T. Tanttu and M. Aaltonen, Department of Electrical Engineering and Control Engineering, Tampere University of Technology, Finland visited the department. They have designed and implemented MAX, which is an interpreted language for polynomial matrix manipulations. It contains especially operations frequently needed in the analysis of linear control systems. MAX is written in C under VAX/VMS.
- June 15 Karl Johan Åström and Sven Erik Mattsson together with Clas Ryttoft, Asea, Ideon visited Jens Rasmussen, Risø National Laboratory, Roskilde, Denmark to discuss MMI.

- June 18 Mats Andersson gave a seminar titled "Impressions from the IMACS symposium in Barcelona on modelling and expert systems."
- June 22 - 30 Mats Andersson attended a course on KEE Software Development System arranged by Intellicorp in Munich, Germany. We have KEE on our Symbolics machine.
- June 26 Karl Johan Åström, Sven Erik Mattsson, Jan Eric Larsson and Per Persson visited Professor Morten Lind, Servolaboratoriet, The Technical University of Denmark, Lyngby, Denmark. Professor Lind got his chair recently. He presented his plans, which are oriented towards use of AI techniques for control, supervision and operator support. We also have common interests in how concepts for system descriptions should look like. He has invented a multilevel flow modelling language.
- July 2 Dean Frederick, RPI, gave a seminar titled "Benchmark problems for CACSD." For further information see M. Rimer and D. Frederick: "Solutions of the Grumman F-14 Benchmark Control Problem", IEEE Control Systems Magazine, Vol. 7, No. 4, August 1987, pp. 36-40.
- July 7 Per Olof Gutman, Electro Optical Ind, Israel gave a seminar titled "Horowitz' design method in the general SISO case" and gave a demonstration of Horpac.
- July 14 Dr Bijoy Gosh, Washington University, USA, gave a seminar titled "AI methods in robust stabilization of time-varying systems."
- July 16 Dean Frederick, RPI presented and demonstrated an experimental window-version of Simnon running on the SUN system.
- July 27 - 31 A group from the department attended the 10th IFAC World Congress on Automatic Control, Munich, Germany. Sven Erik Mattsson and Mats Andersson participated in the meeting of the IFAC Working Group on "Guidelines for CACSD Software".
- Aug 6 - 7 Odd Andreas Asbjørnsen, University of Maryland, USA, David Prett and Carlos Garcia, Shell Development Company, Houston visited the department. Professor Asbjørnsen gave a seminar titled "A system approach to modelling", Dr Prett talked about computing in manufacturing and Dr Garcia gave a seminar on "Design of robust controllers."
- Aug 13 Professor Morten Lind, Servolaboratoriet, The Technical University of Denmark, Lyngby, Denmark and some from his group visited the department to learn about our projects.
- Aug 24 Karl-Erik Årzén visited UPMail in Uppsala to listen to a presentation of the G2 real-time expert system framework by Robert Moore, Gensym Corp.
- Aug 26 Lars Rundqwist gave a seminar on how to use MacDraft figures in \TeX .
- Aug 27 Jonas Fredenholm presented his MSc project "Primitive adaptive robot programs. Supervisor was Jan Eric Larsson.

- Sept 4 Some of the members of the CACE group gave a two hours' information seminar for the department: Sven Erik Mattsson: "CACE experiences", Bernt Nilsson: "Experiences of some modelling languages", Mats Andersson: "Object oriented system representation" and Sven Erik Mattsson: "Plans for the CACE project."
- Sept 11 Graphics standards is a difficult issue. The ISO standard GKS is of too low level (just 2D, non-hierarchical) and good implementations. However, a new ANSI standard, PHIGS (Programmers Hierarchical Interactive Graphics Standards) seems to be promising. It is supported by IBM. To get experiences of PHIGS an implementation called FIGARO from TEMPLATE Software Division of Megatek Corporation, San Diego, CA, USA for use on our IRIS 2400 was ordered. However, it turned out that TEMPLETE could not ship this version in time. So it was agreed that we should get a version running on the IRIS for Tektronix terminals. This version was installed by Max L. Elliott, GTS-GRAL, Darmstadt, Germany. He has been involved at the development of FIGARO. He gave a seminar titled "Overview of PHIGS, PHIGS vs. GKS and other common standards, FIGARO on the IRIS 2400." The real IRIS version of FIGARO was scheduled to the end of October 1987.
- Sept 18 Bo Månsson, Corporate Technical Co-ordination Department, Asea paid a visit. He developed SYMBOL 4000 which is a program for drawing electrical circuits.
- Sept 21 Sven Erik Mattsson, Karl-Erik Årzén, Jan Eric Larsson, Per Persson and Mats Andersson visited Professor Morten Lind and his group, at Servolaboratoriet, The Technical University of Denmark, Lyngby, Denmark. We discussed the possibilities of having joint projects. We also went to Søren T. Lyngsø to get a demonstration of STELLA AI, TOR and ODIN, which are commercial AI and expert system tools oriented towards real time application from the Expert System Builder (ESB) Esprit project. They are written in Common Lisp and runs on Symbolics machines, Texas Explorer and SUN workstations. These tools are of interest for us.
- Oct 2 Sven Erik Mattsson accompanied Arne Otteblad, Evy Jacobsson, Tomas Liljemark, Leif Maartman, Göran Olsson, STU on their visit to Studsvik to present the DUP project and to discuss MMI and simulation. Host was Håkan Andersson.
- Oct 9 Professor David Powell, Stanford visited the department.
- Oct 13 Bengt Mårtensson gave a seminar on "Hcopy2PS, curve compression and some other programs."
- Oct 14 We have got a copy of Matrix-X for VAX-stations. Mats Lilja gave a demonstration focussing on SYSTEM_BUILD and the graphics.
- Oct 17 Dr Robert Moore visited the department. He is the director of Gensym Corp. who has developed the real-time expert

- system framework G2 which we recently have got for the Symbolics. G2 is aimed at process monitoring applications and is a successor of the PICON system from LMI. Bob gave a talk about the system and demonstrated it.
- Oct 19 – 21 Karl-Erik Årzén participated in the First European Meeting on Cognitive Science Approaches to Process Control in Marcoussis, France. The meeting mainly concerned the role of the process operators from different viewpoints. Valuable contacts were established with Gunnar Johannsen's group in Kassel, W. Germany who work in a Esprit project on expert systems for process monitoring and intelligent tools for user-interface design.
- Oct 29 – 30 Karl-Erik Årzén participated in an AI symposium arranged by the Erik Philip Sörensen Stiftelse. The participants were all from departments at Lund University.
- Oct 30 Information seminars at the department: Mats Lilja, "Controller design based on frequency responses," Bo Bernhards-son, "A dual controller" and Kjell Gustafsson and Michael Lundh, "PI-control of the stepsize in numerical integration."
- Nov 3 Professor Makoto Nagao, Kyoto University, Japan visited the department. He gave a seminar titled "Image processing and character recognition." It was a part of the formal exchange program between Kyoto University and Lund University. Professor Nagao visited a number of department during the week in Lund.
- Nov 5 – 6 In connection with Karl-Erik Årzén's dissertation the department was visited by the opponent Dr. Roy Leitch, Heriot-Watt University, Edingburgh, UK and the committee members Anders Åberg, ASEA, Västerås, professor Morten Lind, DTH, Lyngby, Denmark and professor Chris Harris, University of Southampton, UK Dr Leitch has participated in Alvey and Esprit projects on expert systems for control. Dr Harris is "Lucas Professor of Aerospace Systems Engineering" and has earlier been at the Royal Military College, Swindon.
- Nov 5 Karl-Erik Årzén presented and demonstrated G2, which is an expert system shell for process control from Gensym Corp. Dr. Harris gave a seminar titled "Autonomous vehicle control using knowledge based fuzzy logic" and Dr. Leitch gave a seminar on "Qualitative modelling in industrial control."
- Nov 6 Karl-Erik Årzén defended his Ph.D-thesis "Realization of Expert System Based Feedback Control." Dr. Harris gave in the afternoon a tutorial on "Multi-sensor data fusion - use of Dempster Schafer theory - reducing uncertainty."
- Nov 13 Björn Tyreus, DuPont, USA visited the department. His interests include modelling and control of chemical processes. He experiments with G2. He gave a seminar on control structures.

The CACE Project 1987-11-23
 Department of Automatic Control
 Lund Institute of Technology, Lund, Sweden

Published Papers, Conference Contributions and Reports

- ANON (1987): "Ramprogram Datorbaserade hjälpmedel för utveckling av styrsystem," *IT-aktuellt*, 2:1987, 5-6.
- ÅRZÉN, K-E. (1986): "LISP—A One-Week Course," Report CODEN: LUTFD2/TFRT-7310, Department of Automatic Control, Lund Institute of Technology, Lund, Sweden.
- ÅRZÉN, K-E. (1986): "Expert systems for process control," in Sriram, D. and R. Adey (Eds.): *Applications of Artificial Intelligence in Engineering Problems*, Proc. of 1st Int. Conf. on Applications of AI in Engineering Practice, Southampton University, U.K., April 1986, Springer-Verlag, pp. 1127-1138, Also available as internal report TFRT-7315.
- ÅRZÉN, K-E. (1986): "Use of Expert Systems in Closed Loop Feedback Control," *Proc. ACC*, Seattle, USA, 1986, pp. 140-145, Also available as internal report TFRT-7320.
- ÅRZÉN, K-E. (1986): "Kunskapsbaserade Regulatorer (Knowledge Based Controllers)," *SAIS '86*, The Swedish AI Society's Annual Workshop, Linköping, April 24-25, 1986.
- ÅRZÉN, K-E. (1986): "Reserapport—AAIEP 1986," Travel Report CODEN: LUTFD2/TFRT-8044, Department of Automatic Control, Lund Institute of Technology, Lund, Sweden.
- ÅRZÉN, K-E. (1987): *Realization of Expert System Based Feedback Control*.
- ÅSTRÖM, K.J. (1985): "Computer Aided Tools for Control System Design—A perspective," in Jamshidi M. and C.J. Herget (Eds.): *Computer-Aided Control Systems Engineering*, North-Holland.
- ÅSTRÖM, K.J. (1986): "Auto-Tuning, Adaptation and Smart Control," in Morari and Mc Avoy (Eds.): *Proc Chemical Process Control—CPCIII*, CACHE, Elsevier, pp. 427-466.
- ÅSTRÖM, K.J., J.J. ANTON and K-E. ÅRZÉN (1986): "Expert Control," *Automatica*, **22**, No. 3, 277-286.
- ÅSTRÖM, K.J. and W. KREUTZER (1986): "System Representations," *Proceedings of the IEEE Control Systems Society Third Symposium on Computer-Aided Control Systems Design (CACSD)*, Arlington, Virginia, September 24-26, 1986, Also available as internal report TFRT-7330.
- ÅSTRÖM, K.J., and S.E. MATTSSON (1987): "High-Level Problem Solving Languages for Computer Aided Control Engineering," Final Report 1987-03-31, STU project 85-4808, STU program: Computer Aided Control Engineering, CACE, Report CODEN: LUTFD2/TFRT-3187, Department of Automatic Control, Lund Institute of Technology, Lund, Sweden.
- BRÜCK, D.M. (1986): "Implementation of Graphics for Hibliz," Report

- CODEN: LUTFD2/TFRT-7328, Department of Automatic Control, Lund Institute of Technology, Lund, Sweden.
- BRÜCK, D.M. (1987): "Simplification of Expressions using Prolog," Report CODEN: LUTFD2/TFRT-7364, Department of Automatic Control, Lund Institute of Technology, Lund, Sweden.
- BRÜCK, D.M. (1987): "Design and Implementation of a Graphical Front-End," Report CODEN: LUTFD2/TFRT-7367, Department of Automatic Control, Lund Institute of Technology, Lund, Sweden.
- BRÜCK, D.M. (1987): "Implementation Languages for CACE Software," Final Report 1987-09-30, STU project 86-4047, STU program: Computer Aided Control Engineering, CACE, Report CODEN: LUTFD2/TFRT-3195, Department of Automatic Control, Lund Institute of Technology, Lund, Sweden.
- DENHAM, M.J. (1987): "Knowledge Representation in Systems Modelling," Report CODEN: LUTFD2/TFRT-7365, Department of Automatic Control, Lund Institute of Technology, Lund, Sweden.
- ELMQVIST, H. and S.E. MATTSSON (1986): "A Simulator for Dynamical Systems Using Graphics and Equations for Modelling," *Proceedings of the IEEE Control Systems Society Third Symposium on Computer-Aided Control Systems Design (CACSD)*, Arlington, Virginia, September 24-26, 1986.
- FREDERICK, D.K. (1987): "An Introductory Study of a Window-Based Environment for Simnon on the SUN Workstation," Report CODEN: LUTFD2/TFRT-7366, Department of Automatic Control, Lund Institute of Technology, Lund, Sweden.
- HOLMBERG, U. (1986): "Some MACSYMA Functions for Analysis of Multivariable Linear Systems," Report CODEN: LUTFD2/TFRT-7333, Department of Automatic Control, Lund Institute of Technology, Lund, Sweden.
- HOLMBERG, U., M. LILJA and B. MÅRTENSSON (1986): "Integrating Different Symbolic and Numeric Tools for Linear Algebra and Linear Systems Analysis," Report CODEN: LUTFD2/TFRT-7338, Department of Automatic Control, Lund Institute of Technology, Lund, Sweden, Presented at SIAM Conference on Linear Algebra in Signals, Systems and Control, August 12-14, 1986, Boston, Massachusetts, USA.
- HOLMBERG, U., M. LILJA and S.E. MATTSSON (1987): "Combination of Symbolic Manipulation and Numerics," Final Report 1987-03-31, STU project 85-4809, STU program: Computer Aided Control Engineering, CACE, Report CODEN: LUTFD2/TFRT-3186, Department of Automatic Control, Lund Institute of Technology, Lund, Sweden.
- KREUTZER, W. and K.J. ÅSTRÖM (1987): "An Exercise in System Representations," CODEN: LUTFD2/TFRT-7369, Department of Automatic Control, Lund Institute of Technology, Lund, Sweden.
- LARSSON, J.E. (1984): "An Expert System Interface for Idpac," Master Thesis, CODEN: LUTFD2/TFRT-5310, Department of Automatic Control, Lund Institute of Technology, Lund, Sweden.

- LARSSON, J.E. and K.J. ÅSTRÖM (1985): "An Expert System Interface for Idpac," Report CODEN: LUTFD2/TFRT-7308, Department of Automatic Control, Lund Institute of Technology, Lund, Sweden, Presented at CACSD '85, The 2nd IEEE Control Systems Society Symposium on Computer-Aided Control System Design (CACSD), Santa Barbara, California, March 13-15, 1985.
- LARSSON, J.E. and P. PERSSON (1986): "Ett expertsystemschnitt för Idpac (An Expert System Interface for Idpac)," SAIS '86, The Swedish AI Society's Annual Workshop, Linköping, April 24-25, 1986.
- LARSSON, J.E. and P. PERSSON (1986): "Knowledge Representation by Scripts in an Expert Interface," *Proceedings of the 1986 American Control Conference*, Seattle, June 1986, Also available as internal report TFRT-7332.
- LARSSON, J.E. and P. PERSSON (1987): "An Expert System Interface for Idpac," Licentiate Thesis CODEN: LUTFD2/TFRT-3184, Department of Automatic Control, Lund Institute of Technology, Lund, Sweden.
- LARSSON, J.E. and P. PERSSON (1987): "Ett intelligent gränssnitt för systemidentifiering (An Intelligent Interface for System Identification)," *Proceedings of the SAIS'87 Workshop*, The Swedish AI Society's Annual Workshop, Uppsala, May 18-19, 1987.
- LARSSON, J.E. and P. PERSSON (1987): "Experiments with an Expert System Interface," Final Report 1987-09-30, STU project 85-3042, STU program: Computer Aided Control Engineering, CACE, Report CODEN: LUTFD2/TFRT-3196, Department of Automatic Control, Lund Institute of Technology, Lund, Sweden.
- LARSSON, J.E. and P. PERSSON (1987): "The (ihs) Reference Manual," Report CODEN: LUTFD2/TFRT-7341, Department of Automatic Control, Lund Institute of Technology, Lund, Sweden.
- LARSSON, J.E. and P. PERSSON (1987): "A Knowledge Database for System Identification," Report CODEN: LUTFD2/TFRT-7342, Department of Automatic Control, Lund Institute of Technology, Lund, Sweden.
- LILJA M. (1986): "Some SISO Transfer Function Facilities in CTRL-C," Report CODEN: LUTFD2/TFRT-7325, Department of Automatic Control, Lund Institute of Technology, Lund, Sweden.
- MATTSSON, S.E. (1985): "New Forms of Man-Machine Interaction," Status Report 1985-09-30, STU project 84-5069, STU program: Computer Aided Control Engineering, CACE, Report CODEN: LUTFD2/TFRT-7293, Department of Automatic Control, Lund Institute of Technology, Lund, Sweden.
- MATTSSON, S.E. (1986): "On Differential/Algebraic Systems," Report CODEN: LUTFD2/TFRT-7327, Department of Automatic Control, Lund Institute of Technology, Lund, Sweden.
- MATTSSON, S.E. (Ed.) (1987): "Computer Aided Control Engineering, CACE," *Proceedings of a full-day seminar*, Stockholm, March 25, 1987 Report CODEN: LUTFD2/TFRT-7359, Department of Automatic Control, Lund Institute of Technology, Lund, Sweden.

- MATTSSON, S.E. (Ed.) (1987): "Programplan för ramprogrammet Datorbaserade hjälpmedel för utveckling av styrsystem (Computer Aided Control Engineering, CACE)," Final Report CODEN: LUTFD2/TFRT-3193, Department of Automatic Control, Lund Institute of Technology, Lund, Sweden.
- MATTSSON, S.E. (1987): "Hibliz ger enkel och klar modellbeskrivning på varje nivå," *IT-aktuellt*, 2:1987, p. 11.
- MATTSSON, S.E. (1987): "Representation and Visualization of Systems and Their Behaviour," Final Report 1987-09-30, STU project 86-4049, STU program: Computer Aided Control Engineering, CACE, Report CODEN: LUTFD2/TFRT-3194, Department of Automatic Control, Lund Institute of Technology, Lund, Sweden.
- MATTSSON, S.E. and K.J. ÅSTRÖM (1986): "The CACE Project— Steering Committee Meeting 2," Report CODEN: LUTFD2/TFRT-7321, Department of Automatic Control, Lund Institute of Technology, Lund, Sweden.
- MATTSSON, S.E. and K.J. ÅSTRÖM (1986): "The CACE Project— Steering Committee Meeting 3," Report CODEN: LUTFD2/TFRT-7322, Department of Automatic Control, Lund Institute of Technology, Lund, Sweden.
- MATTSSON, S.E. and K.J. ÅSTRÖM (1987): "The CACE Project— Steering Committee Meeting 4," Report CODEN: LUTFD2/TFRT-7343, Department of Automatic Control, Lund Institute of Technology, Lund, Sweden.
- MATTSSON, S.E., K.J. ÅSTRÖM, D.M. BRÜCK and T. SCHÖNTHAL (1987): "A Trip to the University College Swansea and the Central Electric Generating Board, Gloucester," Travel Report CODEN: LUTFD2/TFRT-8045, Department of Automatic Control, Lund Institute of Technology, Lund, Sweden.
- MATTSSON, S.E., H. ELMQVIST and D.M. BRÜCK (1986): "New Forms of Man-Machine Interaction," Final Report 1986-09-30, STU project 84-5069, STU program: Computer Aided Control Engineering, CACE, Report CODEN: LUTFD2/TFRT-3181, Department of Automatic Control, Lund Institute of Technology, Lund, Sweden.
- MÅRTENSSON, B. (1986): "CODEGEN—Automatic Simnon Code Generator for Multivariable Linear Systems," Report CODEN: LUTFD2/TFRT-7323, Department of Automatic Control, Lund Institute of Technology, Lund, Sweden.
- MÅRTENSSON, B. (1986): "Automatic T_EX Code Generation from Macsyma and CTRL-C," Report CODEN: LUTFD2/TFRT-7334, Department of Automatic Control, Lund Institute of Technology, Lund, Sweden.
- MÅRTENSSON, B. (1986): "Hcopy2PS-Hcopy to PostScript filter," Report CODEN: LUTFD2/TFRT-7335, Department of Automatic Control, Lund Institute of Technology, Lund, Sweden.
- MÅRTENSSON, B. (1986): "Experiences With Computerized Document Preparation Tools," Report CODEN: LUTFD2/TFRT-7336, Department of Automatic Control, Lund Institute of Technology, Lund, Sweden.
- MÅRTENSSON, B. (1987): "Pascal and Fortran Systems in VAX/VMS Simnon – A Cookbook," Report CODEN: LUTFD2/TFRT-7351, Department of Automatic Control, Lund Institute of Technology, Lund, Sweden.

- MÅRTENSSON, B. (1987): "Documentation of MacEQ2 \TeX , DVILW, and Hcopy2PS," Report CODEN: LUTFD2/TFRT-7352, Department of Automatic Control, Lund Institute of Technology, Lund, Sweden.
- NILSSON, B. (1986): "LQG-I/O—A CTRL-C library for LQG design," Report CODEN: LUTFD2/TFRT-7329, Department of Automatic Control, Lund Institute of Technology, Lund, Sweden.
- NILSSON, B. (1987): "Experiences of Describing a Distillation Column in Some Modelling Languages," Report CODEN: LUTFD2/TFRT-7362, Department of Automatic Control, Lund Institute of Technology, Lund, Sweden.

How Could Future CACE-systems Look Like?

Not closed packages

Must be extensible

Tools, toolbox, toolmachine

modularized with well-defined interfaces
integrated; uniform interface for a user

Modularization:

1. User interface
2. Data
3. Processing tools

THE USER INTERFACE

1. Various types of I/O devices:

Keyboard

Light pen, mouse

Voice

Alphanumeric display

Graphics display (mono, color)

2. Different users have different needs

Command dialogue

Menus (Pop up, pull down etc.)

Graphics

Macintosh, Smalltalk 80, Lisp environments

Help systems

Expert system interfaces



Separate the user interface from processing tools.

Could view the CACE-system as performing a
Read-Evaluate-Print loop

The user interface should handle all communication
with the user:

1. Collect the user input
 - Prompt when needed
 - Expert system interfaces
2. Convert to a textual representation
 - Logging, command procedure
3. Invoke a processing tool
4. Present results and errors messages to
the user or the command procedure!

User interface: Language and environment

The objects and operations should have
same semantics

but different syntax: Text, menus, graphics.

DATA

Should be common to make the tools integrated.

All information must be available for

1. The User
2. Expert system interfaces
3. Command procedures

Models etc on symbolic form from which linearized models code for simulation etc could be generated.

PROCESSING TOOLS

Must not communicate with the user.

Should not have internal states.

Could provide test functions, so the user interface could check arguments before invoking a tool.

THE PRINCIPLE OF REUSE

Model development can be supported by making it easier to reuse models in various contexts.

1. Models on symbolic forms
from which the CACE system can generate
 - efficient code for simulation
 - code for calculation of steady state
 - linear models etc.
 - descriptions accepted by other packages
 - control code
2. Model structuring concepts:
 - Hierarchical submodel decomposition
 - Model types
 - Multiple realizations
 - Model categorization
 - Multiple presentations
3. Parameterization of models

THE SUBMODEL CONCEPT

1. Possible to map the component structure of real systems
 - Common base
 - Supplier provided models
2. Encapsulated models with well-defined interfaces
 - Terminals
 - Parameters
3. No nesting of model type definitions
4. No visibility from inside
 - No global variables, except time
5. Restricted visibility from outside
 - Modelling of interaction; terminals
 - Inspection, plotting
 - Parameterization

A model consists of three parts:

1. Terminals
2. Parameters
3. Realization

THE REALIZATION PART

Structured models

1. Composite models
 - Interconnected submodels
2. Primitive models
 - Support various frameworks
 - Declarative models – Equations, relations

MULTIPLE REALIZATIONS

A model can have multiple realizations:

1. Realizations of different complexity
 - Retaining of old versions for comparison
 - Inclusion and exclusion of various features
 - Impossible to make the “complete” modelNormal operation – malfunctions
2. Supports abstract components which can be implemented in various ways

We propose a flat multiple realization concept.

MODELLING OF INTERACTION BETWEEN SUBMODELS

Should be flexible:

- Anticipate “all” ways of interaction
- Avoid the need of adapters and converters



1. Keep the semantics of connections simple
 - Equality or zero-sum of terminals
 - Facilitates use of block diagrams
 - Submodels can handle complex descriptions
2. Component based models give a common base
 - Possible to anticipate “physical” interactions
 - Hard to anticipate measurements.
 - Idealized models of real “physical” connections as shafts, pipes, electrical wires etc.
 - Build libraries of terminals

TERMINALS

Terminals can be structured

1. Simple
 - A single quantity
2. Record
 - Interaction involves often several quantities
 - May be nested
 - Example: A wire may be described by voltage and current
3. Vector
 - Has components of the same type
 - Example: A cable has of a number of wires
 - Example: A mass flow may be multi media

Terminals may be partly unspecified:

1. The types of the subterminals
2. The number of subterminals

to support

1. Generic models
2. Plug in models
3. Abstraction – Top-down development
4. Automatic declaration – Bottom-up development

MODELLING OF INTERACTION BETWEEN SUBMODELS

Should be safe and reliable:

- The terminals are holes in the wall
- Automatic consistency checks of connections



Automatic consistency checks of connections

Possible approaches:

1. Structural equivalence of terminal types
 - Too weak;
Allows connection of voltage to current
2. Name equivalence of terminal types
 - Too rigid;
Information must be encoded
3. Explicit information – terminal attributes
 - Examples
 - Name of quantity – ISO 31
 - Unit
 - Range of validity
 - Pipe diameter
 - Name of medium
 - A way to propagate parameters

PARAMETERS

Could be used to define

1. Actual realization version
2. The type of a submodel; plug-in models
3. The number of elements of a submodel vector
4. The number of elements of a terminal vector
5. Physical parameters

A parameter valued could be defined by:

1. Default values
2. Explicit setting by the user
3. Setting by the super model;
hierarchical parameters
4. Deduced from connections

FRAMEWORKS TO DESCRIBE BEHAVIOUR

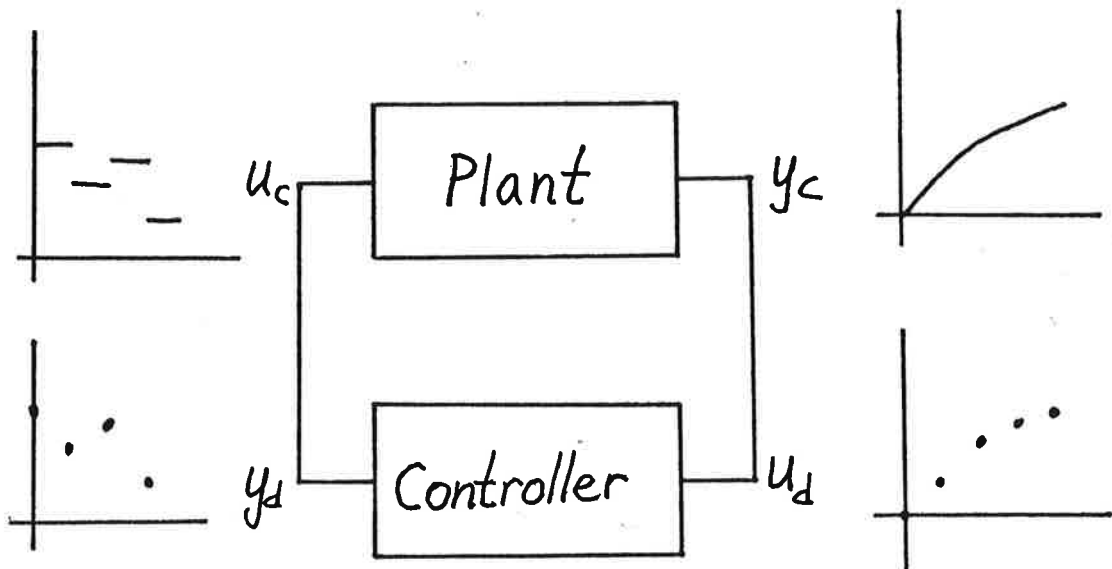
1. Continuous-system modelling
 - Describes the behaviour at all times
 - ODE's and PDE's
2. Discrete-event modelling
 - Snap-shoots at instants of "interest"
 - Sequence of events and difference equations
3. Qualitative models
 - High level models
 - Incomplete and uncertain information

Motives for combined discrete-continuous modelling:

1. ODE's: Basic in automatic control
2. Difference equations: Digital controllers
3. Discrete events: Idealization of short transients

Change of realization

WHEN IS A RELATION VALID?



Assume

1. continuous-time plant model
2. digital controller
3. zero-order hold samplers

How should we interpret the connections

1. $u_d = y_c$
2. $u_c = y_d$

\Rightarrow

The model developer must specify connections between continuous-time models and discrete models more specifically.

COMBINED MODELS

Only one framework for a primitive model:

1. Enforces structure and avoids messy models
2. The semantics of variables and equations are given implicitly

The model developer must describe the causality of connections between continuous-time models and discrete models.

SAMPLED MODELS – DISCRETE-TIME MODELS

It is desirable to have the same structuring concepts when using difference equations as when using ODE's.

The difficulties are due to different time concepts.

Introduce two discrete submodel types:

1. Discrete-time
 - Primitive models uses difference equations
 - Can be composed of submodels
 - Interactions are described by relations
 - Sampling times are defined at higher levels
2. Sampled
 - Makes it possible to combine frameworks
 - The terminals are either inputs or outputs
 - The encapsulation functions as a sample and hold of the terminals
 - At sampling times the inputs are read and the outputs are calculated
 - Discrete-time submodels are allowed
 - Should submodels of ODE type be allowed?

The unsymmetry due to the introduction of the sampled model type is motivated by:

1. The behaviour of a system between the sampling points is also important
2. The model developer must define the causality of connections between two discrete models having different sampling times
3. The sampled model type makes it easy to achieve synchronous sampling of discrete-time models

DISCRETE EVENT MODELS

Well-established modelling style.

Object-oriented programming – Simula.
Procedural descriptions of behaviour.

Knowledge-based engineering – Expert systems
Rules, declarative descriptions.

Will not discuss general discrete-event modelling,
but focus on how ideas can be used in a basically
continuous-system modelling style:

1. Idealized models of short transients

Example: Bouncing ball

2. Change of realization

Example: Normal operation \implies emergency

DISCRETE EVENT MODELS

Properties:

1. Its terminals should be either inputs or outputs
2. Can have internal states
3. Event: zero-crossing from below of an indicator
4. Can wait for one or many events
5. When an event occurs it becomes active
6. Can switch realizations and set states of other models

An Integrated Environment for CACE.

- * A unified representation scheme for models
- * A coherent user interface
 - Graphics, direct manipulation, intelligent help
- * Symbolic manipulation
- * Simulation tools
- * Tools for numeric calculations
- * Model libraries
- * Process and control knowledge bases

What should be represented?

MODEL STRUCTURE:

Inputs, Outputs, Submodels, Parameters...

BEHAVIOUR DESCRIPTIONS:

Nonlinear equations,
linear statespace descriptions,
transfer functions, qualitative descriptions...

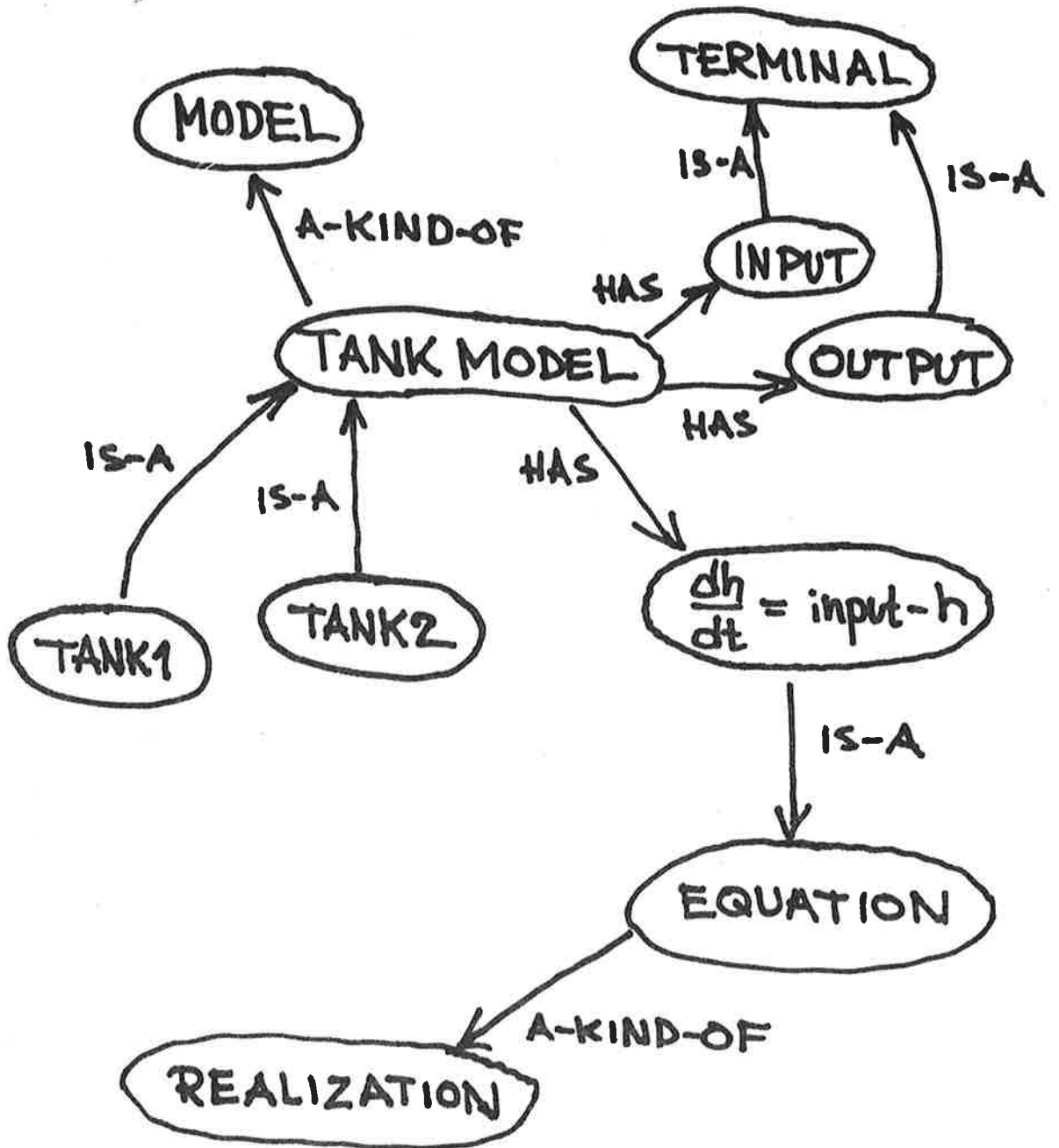
MEASURED BEHAVIOUR:

Real process data, simulation results...

PRESENTATION:

Icons, block diagrams,
animation pictures...

SEMANTIC NETS TO EXPRESS COMPLEX RELATIONS



Object Oriented Programming

An *object* is collection of data and procedures operating on that data.

A *class object* is a central description of a set of *instance objects*.

Class objects can be arranged in a hierarchy of subclasses and superclasses.

A subclass inherits properties from its superclasses.

Frames

A *frame* is a collection of slots.

A *slot* can have many *facets*.

Frames can be related by *is-a* and *a-kind-of* links.

Procedural knowledge can be attached to slots as *demons*.

— A THREE-LEVEL STRUCTURE —

META
LEVEL

MODEL

TERMINAL

PARAMETER

REALIZATION

STRUCTURE

NONLINEAR

TYPE
LEVEL

TANK-MODEL

INPUT, OUTPUT

SIZE

$$\frac{dh}{dt} = \text{input} - h$$

INSTANCE
LEVEL

TANK1

SIZE = 1

INPUT = 5

⋮

TANK2

SIZE = 3

INPUT = 0

⋮

The Meta Level

MODEL:

terminals:

parameters:

realizations:

TERMINAL:

subclass of: variable

quantity:

unit:

range:

PARAMETER:

subclass of: variable

default value:

STRUCTURE:

subclass of: realization

submodels:

connections:

NONLINEAR:

subclass of: realization

equations:

The Type Level

TANK:

is a:	model
terminals:	q_1, h
parameters:	A, a
realization:	tank-behaviour

TANK-BEHAVIOUR:

is a:	nonlinear
equations:	$A dh/dt = q_1 - q_2$ $q_2 = a\sqrt{2gh}$

q_1 :

is a:	input
part of:	tank
quantity:	water flow
unit:	m^3/s

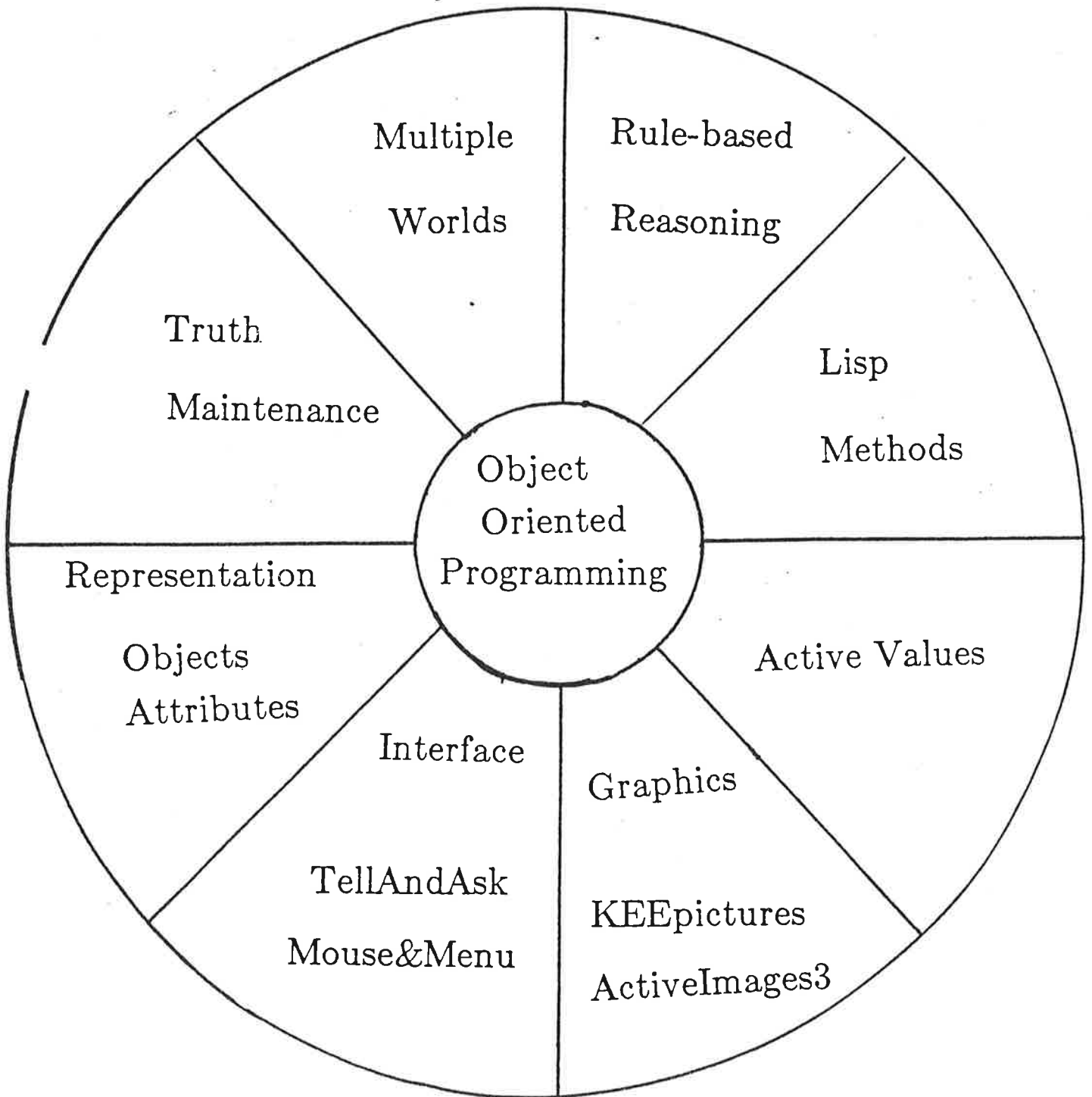
h :

is a:	output
part of:	tank
quantity:	water level
unit:	m

A :

is a:	parameter
part of:	tank
default value:	0.1

KEE is a Hybrid System



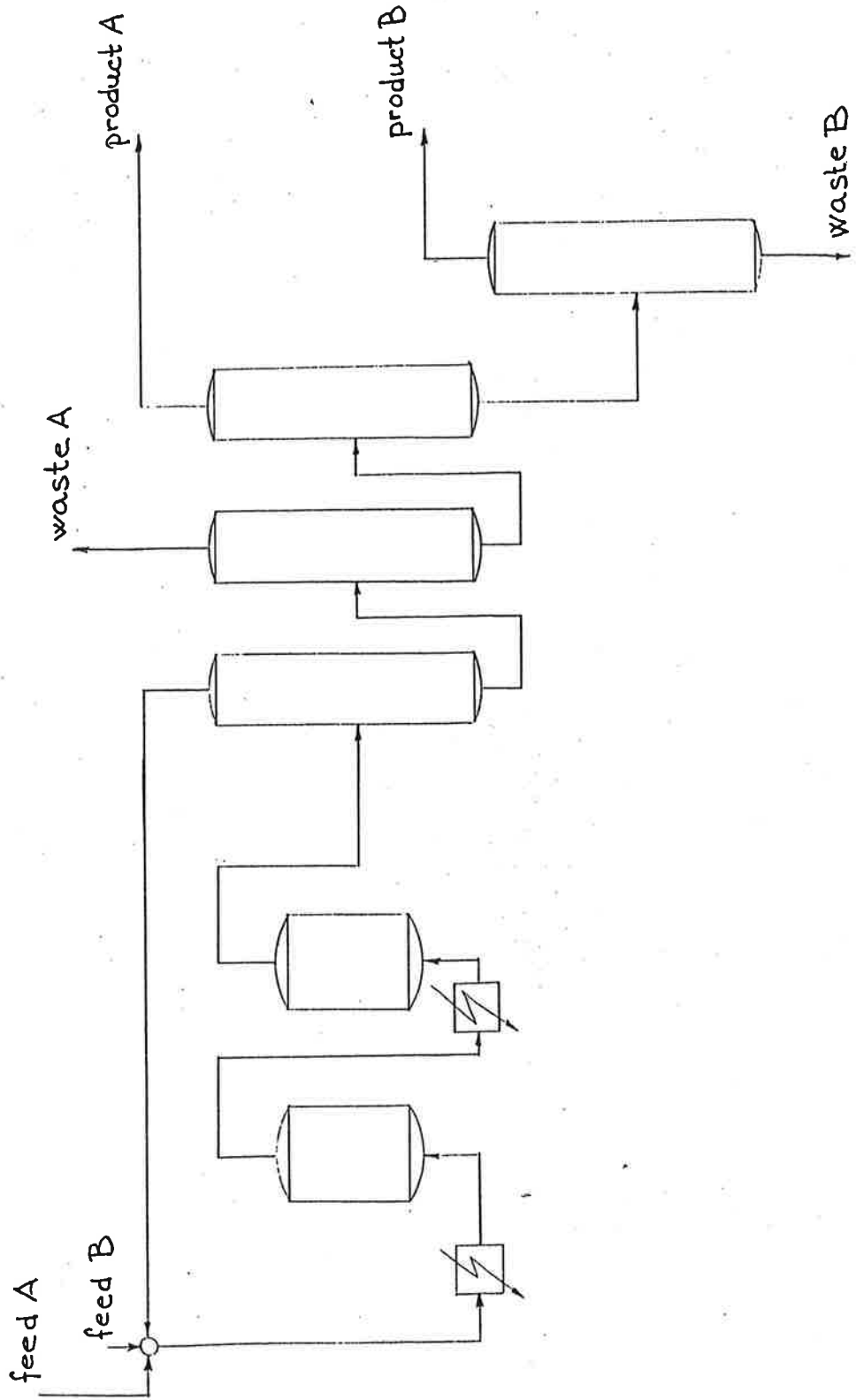
Application Project

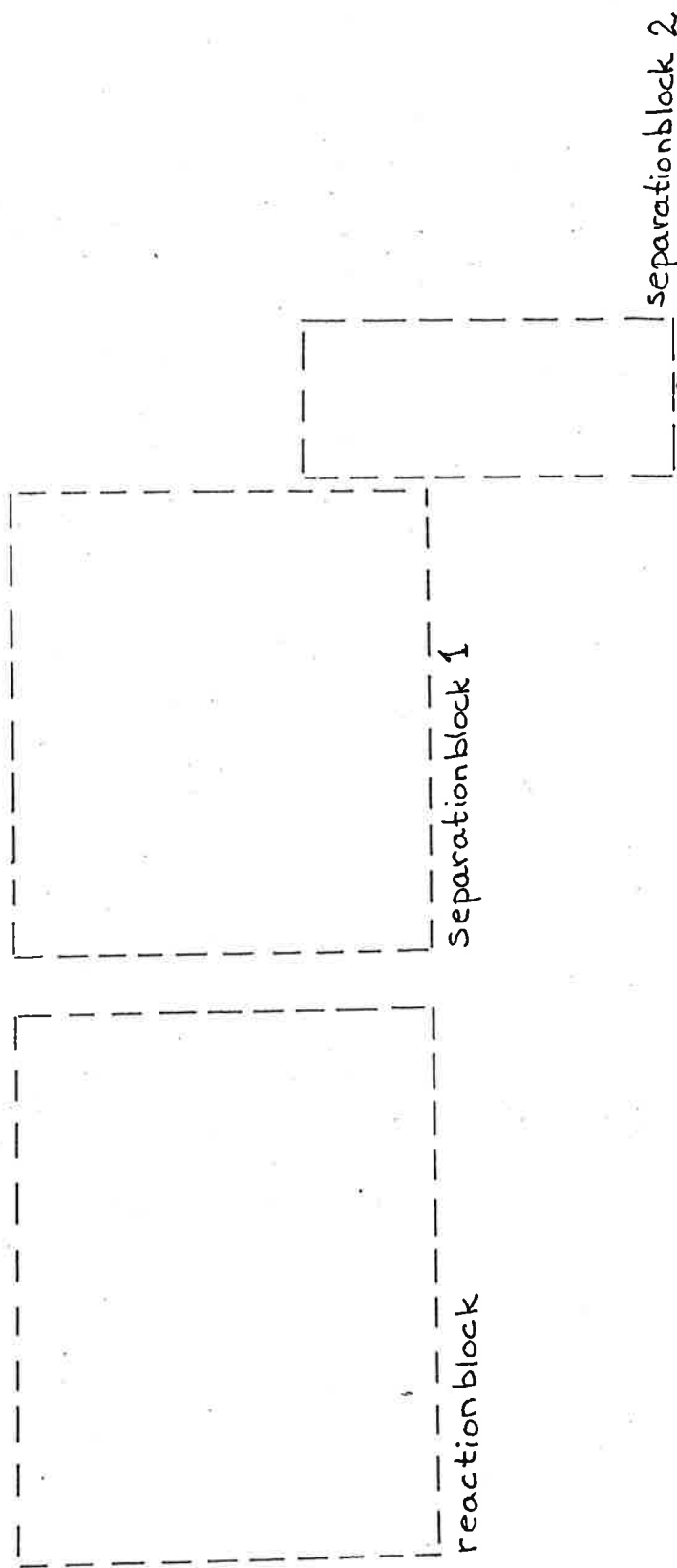
MODELLING AND SIMULATION OF CHEMICAL PROCESSES

—
Bernt Nilsson

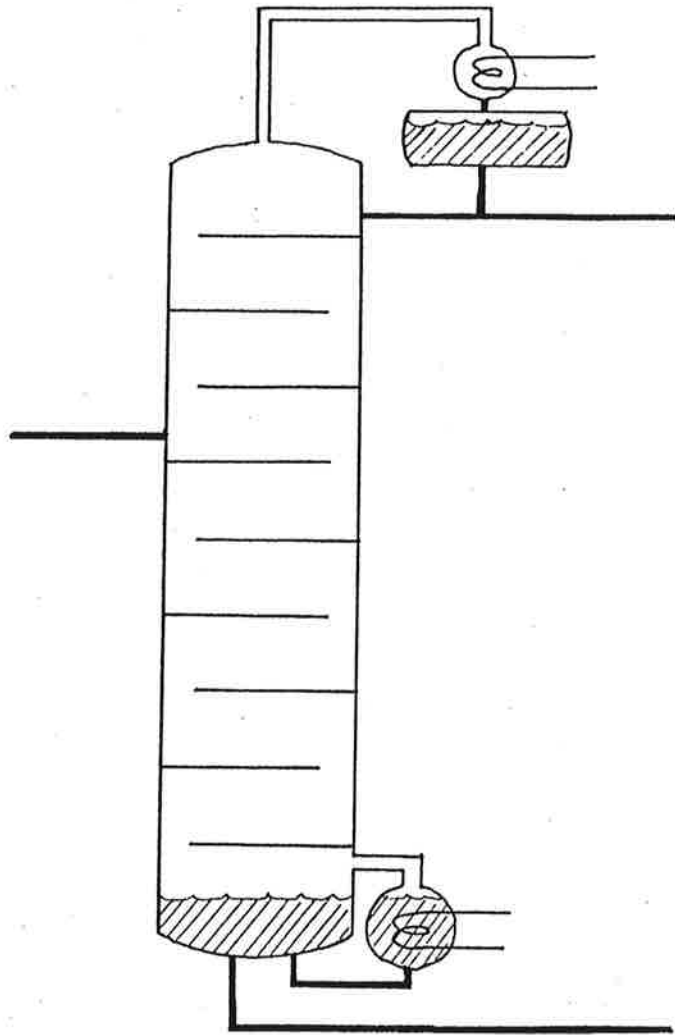
- Introduction
Model structures in chemical processes
- An implementation in Hibeliz
A case studie
- New ideas in modelling chemical processes
- Conclusion

A CHEMICAL PLANT



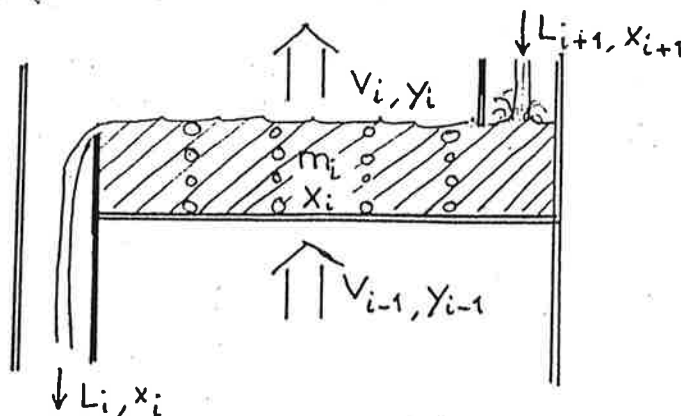


A DISTILLATION COLUMN



- subunits :
- reboiler
 - a number of trays
 - condenser
 - reflux drum

A TRAY MODEL



Balance equation

$$\text{Accumulation} = \text{In} - \text{Out} + \text{Production}$$

$$\text{mass: } \frac{dm_i}{dt} = (L_{i+1} + V_{i-1}) - (L_i + V_i)$$

$$\text{component: } \frac{d(m_i x_i)}{dt} = (L_{i+1} x_{i+1} + V_{i-1} y_{i-1}) - (L_i x_i + V_i y_i)$$

Flow equations

$$L_i = L_{i0} + \frac{(m_i - m_{i0})}{\beta} \quad (= f(m_i))$$

$$V_i = V_{i-1} \quad (= f(V_{i-1}))$$

Phase equilibrium

$$y_i = \frac{\alpha x_i}{1 + (\alpha - 1) x_i} \quad (= f(x_i))$$

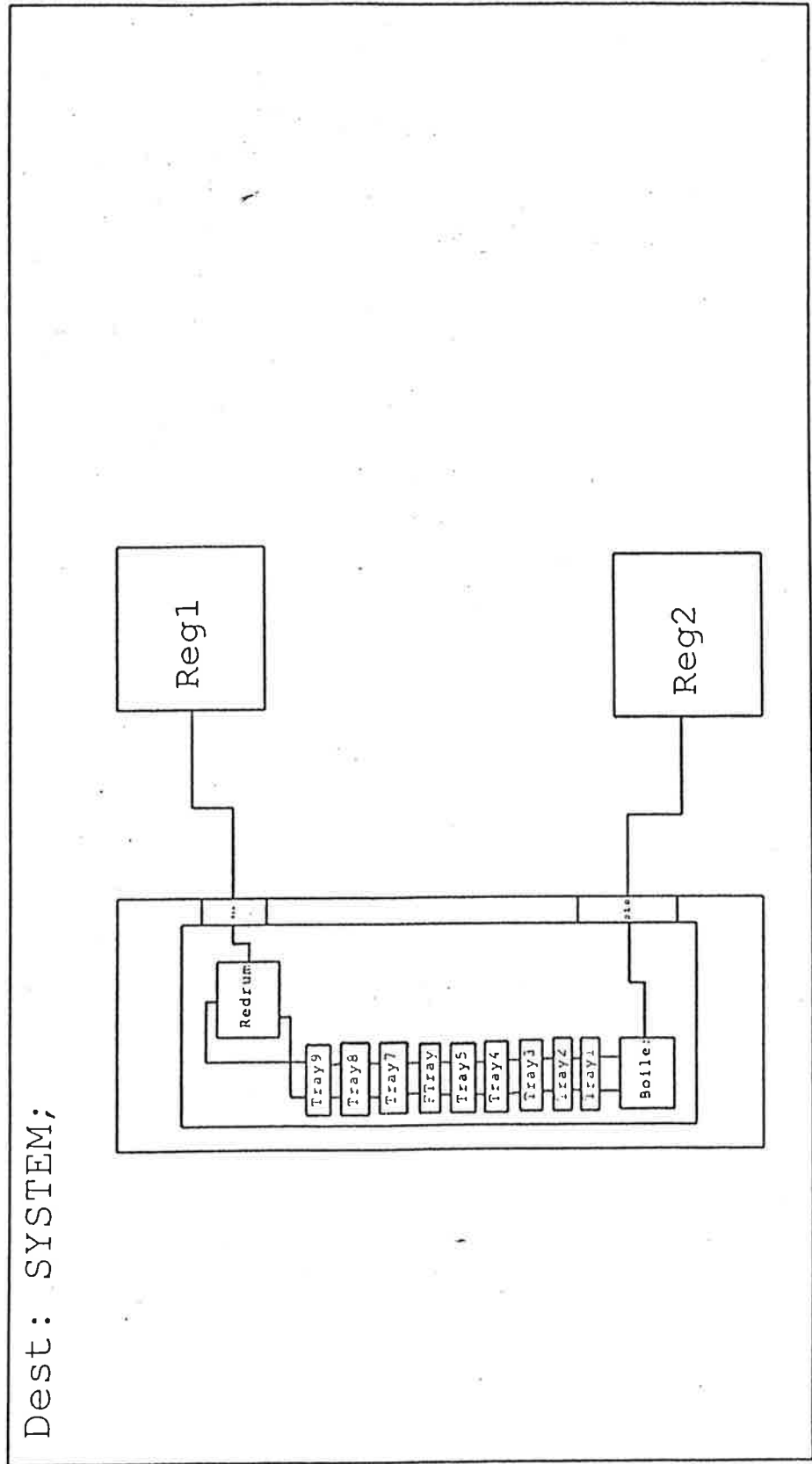
Hibliz

A Tray Model

STATE		EQUATIONS	
Lin	xin	V	y
<pre> Tray3: OBJECT; PAR L0 = 250.0; M0 = 20.0; alfa = 2.7; beta = 0.25; STATE m, mx:real; EQUATIONS m'DER = Lin - L; mx'DER = xin*Lin - x*L + yin*Vin - y*V; x = IF m > 0.0 THEN mx/m ELSE 0.0 END IF; y = alfa*x/(1.0 + (alfa - 1.0)*x); L = IF m > 0.0 THEN L0 + (m - M0)/beta ELSE 0.0 END IF; V = Vin; SECTION INIT; m = 20.0; mx = 18.0; </pre>			
L		X	
Vin		yin	

Hibliz

Distillation Model



SUMMARY:

Concepts in Hibiliz that are important in modelling chemical processes

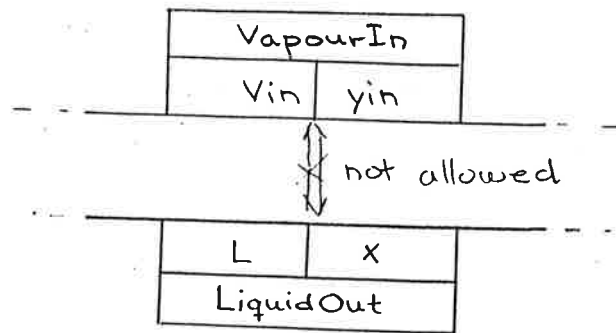
- Hierarchical model descriptions
- Model types and multiple instances
- Cuts or terminals
- Connection mechanisms

Other needs not captured in Hibiliz

- Media/Machine models
- Different model complexities
- Models supporting different views

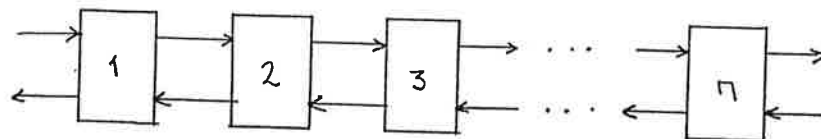
FUTURE DEVELOPMENTS

- Typing cuts

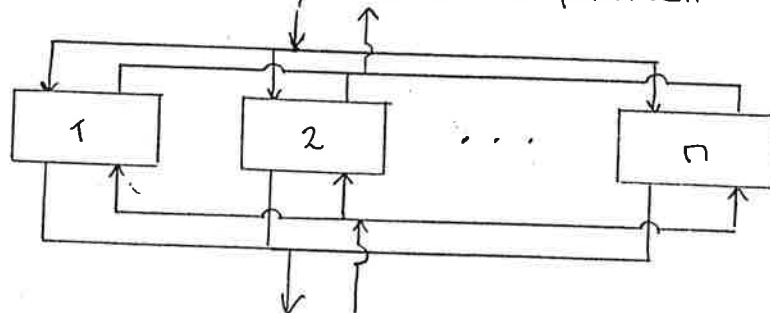


- Regular structures

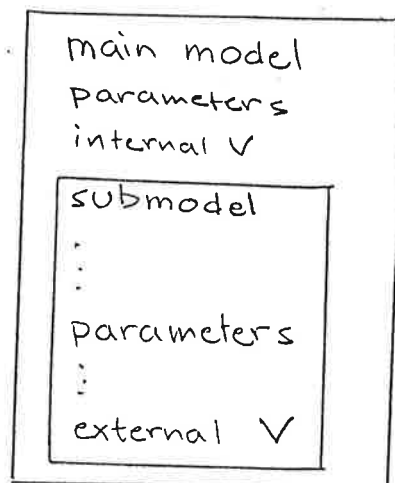
ex. connect tray 1 to n in serie



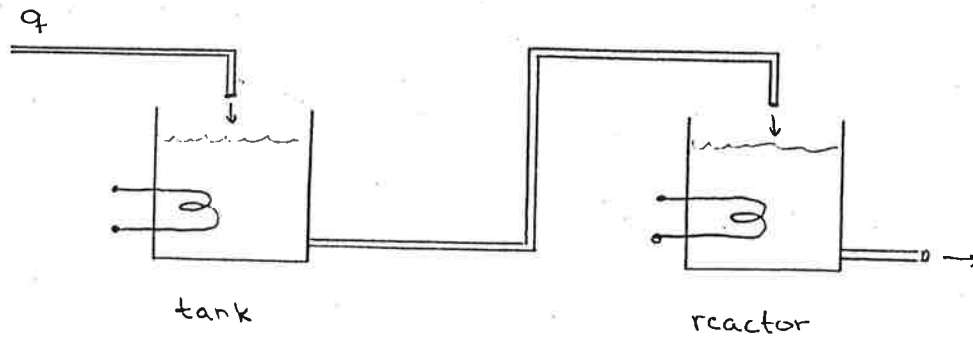
ex connect tray 1 to n in parallel



- Parameter assignment



MEDIA / MACHINE MODELS



- Machine models

Balance equation

$$\text{Acc} = \text{IN} - \text{Out} + \text{Prop}$$

$$V_1 \frac{dc_1}{dt} = q \cdot c_{in} - q \cdot c_1$$

$$V_2 \frac{dc_2}{dt} = q \cdot c_1 - q \cdot c_2 + V_2 \cdot r_2$$

- Media models

- density: $\rho = 1000$

- reaction rate:

$$r_2 = k_0 e^{-\frac{E}{RT}} \cdot c_2$$

Valid when: $T_{low} < T < T_{high}$

- process of component B
concentration of B $> c_{min}$

MEDIA/MACHINE MODELS

— Property propagation

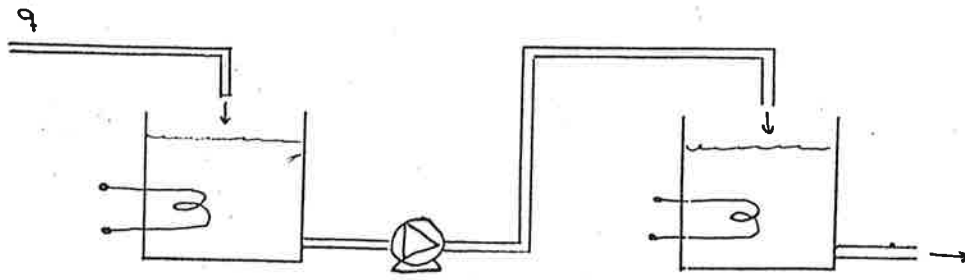
• A new cut concept

— Generic models

• Tanks, pumps and pipes are
very natural to model generic.

— Model libraries

DIFFERENT MODEL COMPLEXITIES



— Different Model complexities

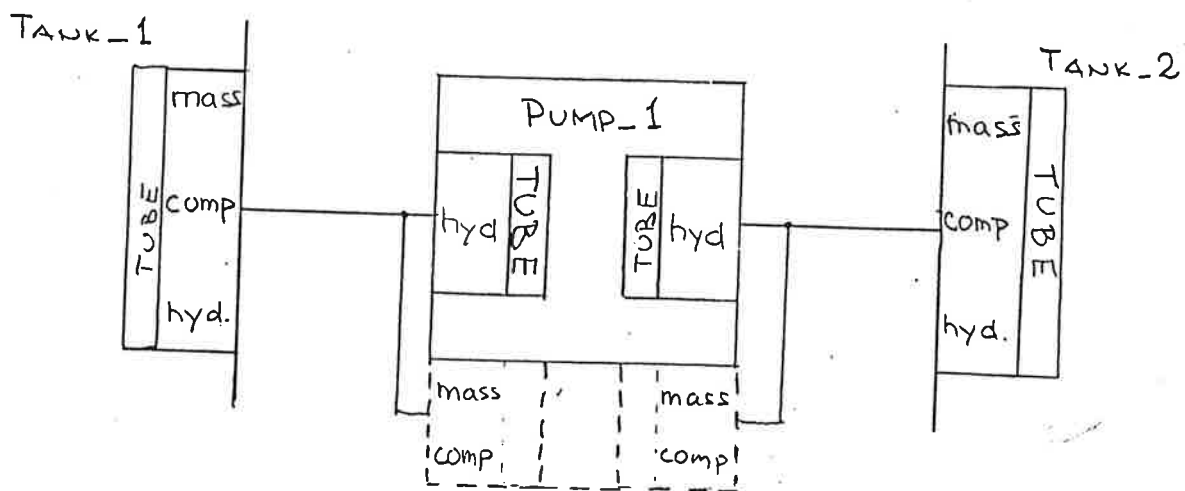
Tank model

- mass balance
- component balance
- hydrostatic balance

Pump model

- hydrostatic balance
- electric motor dynamics

— Cut translator and Advanced connections



MODELS SUPPORTING DIFFERENT VIEWS

- Study of a subset of the model equations
 - Ex. mass balance simulation
- Study of a set of submodels
 - Ex. control design of a distillation column.
- Study of a minor part of the model.
 - Ex. simulation of the reactors in the process

- Typing of equations.

mass_balance_type:

$$\frac{dm}{dt} = q_{in} - q_{out}$$

CONCLUSION

A new language for chemical process modelling requires a new set of modelling concepts in order to support the user with natural tools.

- Media/Machine models.
- Different model complexities.
- Models supporting different views.
- Graphic based interface

A PI Stepsize Control for the Numerical Solution of Ordinary Differential Equations

Kjell Gustafsson
Michael Lundh
Gustaf Söderlind

Contents

- Introduction
- Numerical Methods for Solution of ODE's
- Standard Stepsize Control Strategy
- New Stepsize Control Strategy
- Examples
- Conclusions

Integration Methods

Problem

$$\dot{y} = f(t, y), \quad y(t_0) = y_0$$

Discretizations

1. One-step methods (RK)

$$\begin{cases} \dot{Y}_i = f \left(t_n + c_i h, y_n + h \sum_{j=1}^r a_{ij} \dot{Y}_j \right) & i = 1, \dots, r \\ y_{n+1} = y_n + h \sum_{j=1}^r b_j \dot{Y}_j \end{cases}$$

2. Multi-step methods (BDF, Gear, Hampc)

$$\alpha_0 y_n + \alpha_1 y_{n+1} + \dots + \alpha_k y_{n+k} = h (\beta_0 f(t_n, y_n) + \dots + \beta_k f(t_{n+k}, y_{n+k}))$$

The parameters in the discretizations are chosen to make the discretized equation resemble the original equation as well as possible.

Discretization Errors

The local truncation error (LTE) is defined as

$$d_n = y_{n+1} - y(t_{n+1}), \quad y_n = y(t_n)$$

and the global error (GE) as

$$g_n = y_n - y(t_n)$$

An integration method is said to have order p if

$$\|d_n\| = O(h^{p+1}), \quad h \rightarrow 0$$

$$\|g_n\| = O(h^p), \quad h \rightarrow 0$$

The value of GE determines the accuracy of the solution. By choosing an appropriate stepsize ($h_{n+1} = t_{n+1} - t_n$) one can in principal keep GE below a prescribed bound. GE can not be measured and is hard to estimate, but $\|g_n\|$ may be bound in terms of $\|d_n\|$.

Stepsize Control

Motivation

To take as long steps as possible (efficiency) while producing a solution within a given error bound (accuracy).

How it is done

1. The user specifies the desired accuracy of the solution as an acceptable error per unit step, *tol*.
2. When calculating the solution, the integration method also produces an error estimate r .
3. Choose the stepsize h such that $\|r\|/h$ comes as close as possible to *tol*.

The error is measured with the norm

$$\|r\| = \max_i \left| \frac{r_i}{|y_i| + \eta_i} \right|,$$

Note

$$r \neq d, \quad r \neq g$$

A Typical Stepsize Control Algorithm

For a method of order p we have

$$r = \phi h^{p+1}$$

ϕ is $O(1)$ as $h \rightarrow 0$, and it depends on the solution of the differential equation.

Given the error at step n , and assuming that ϕ does not vary, we can take the next stepsize h_{n+1} as

$$h_{n+1} = \left(\frac{tol}{\|r_n\|/h_n} \right)^{1/p} h_n$$
$$\Rightarrow \frac{\|r_{n+1}\|}{h_{n+1}} = tol$$

Normally some limitations are included, and the control algorithm reads

$$h_{temp} = \gamma \left(\frac{tol}{\|r_n\|/h_n} \right)^{1/p} h_n$$

$$h_{n+1} = \begin{cases} h_n, & \text{if } \theta_{lo} h_n \leq h_{temp} \leq \theta_{hi} h_n \\ \theta_{max} h_n, & \text{if } h_{temp} > \theta_{max} h_n \\ h_{temp}, & \text{otherwise} \end{cases}$$

The step is rejected, if the error is too large in one step ($\|r\|/h > \rho \cdot tol$).

Typical parameter values:

$$\begin{aligned} \theta_{lo} &= 1, & \rho &= 1.2 \\ \theta_{hi} &= 1.2 & \gamma &= 0.9 \\ \theta_{max} &= 2.0, \end{aligned}$$

Rewriting the algorithm

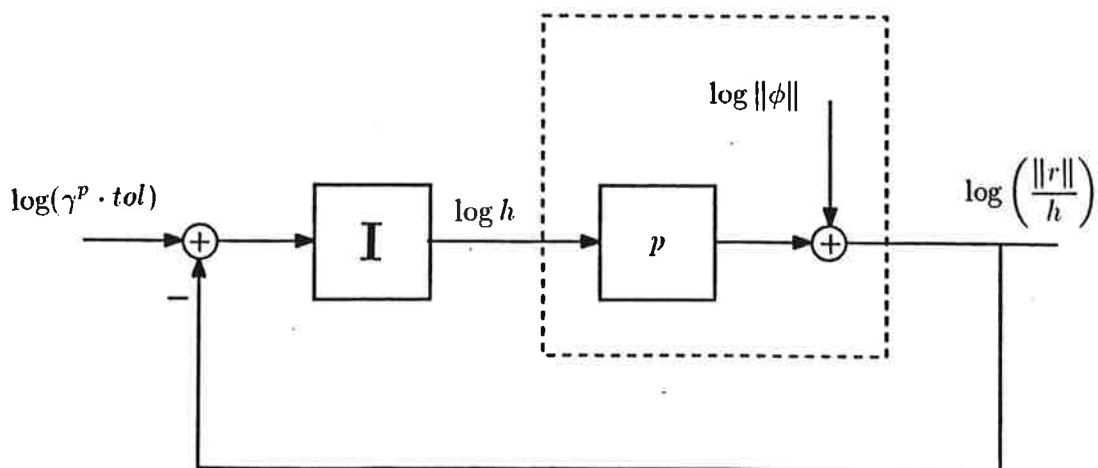
By expressing $\log h_{n+1}$ as a function of $\log h_n$ the control algorithm can be rewritten as

$$\log h_{n+1} = \log h_n + \frac{1}{p} \left(\log(\gamma^p \cdot tol) - \log\left(\frac{\|r_n\|}{h_n}\right) \right).$$

Notice

- Integrating controller with gain $1/p$.
- The setpoint is $\gamma^p \cdot tol$.
- Limitation, one step anti-windup

An integrating controller has poor stabilizing properties. The asymptotic relation described earlier is a weak argument for choosing the integration gain equal to $1/p$.



New Control Strategy

Different ways to stabilize the system

- Modification of Method
- Modification of Controller

Discrete PI Controller

$$e_n = \log(tol) - \log\left(\frac{\|r_n\|}{h_n}\right)$$

$$P_n = K_P \cdot e_n$$

$$I_n = I_{n-1} + K_I \cdot e_n$$

$$h_{n+1} = \exp(P_n + I_n)$$

PID-Controller ?

Complete Algorithm

- Stepsize Increase Limit (with Anti-Windup)
- Dead-Zone Omitted
- No Safety Factor γ
- $K_I \neq 1/p$

$$e_n = \log(tol) - \log\left(\frac{\|r_n\|}{h_n}\right)$$

$$P_n = K_P \cdot e_n$$

$$I_{temp} = I_{n-1} + K_I \cdot e_n$$

$$h_{temp} = \exp(P_n + I_{temp})$$

$$h_{n+1} = \begin{cases} \theta_{max} h_n, & \text{if } h_{temp} > \theta_{max} h_n \\ h_{temp}, & \text{otherwise} \end{cases}$$

$$I_n = I_{temp} + (\log h_{n+1} - \log h_{temp}).$$

More Compact Algorithm

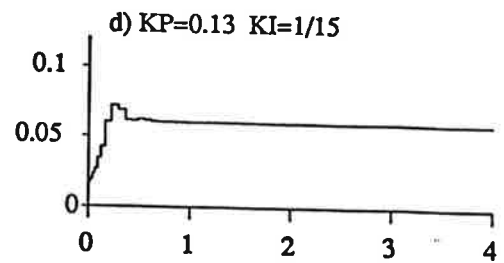
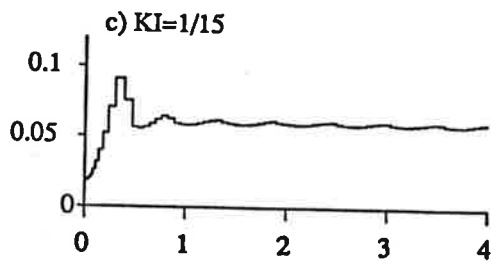
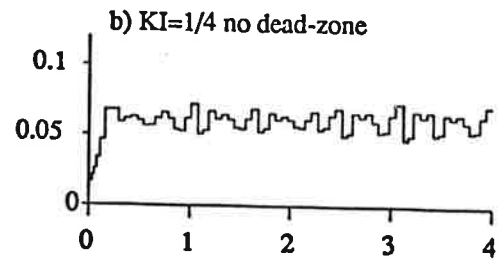
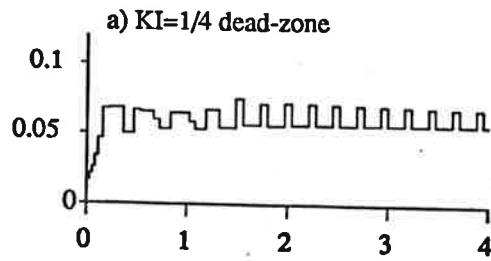
$$h_{temp} = \left(\frac{tol}{\|r_n\|/h_n} \right)^{K_I} \left(\frac{\|r_{n-1}\|/h_{n-1}}{\|r_n\|/h_n} \right)^{K_P} h_n$$

$$h_{n+1} = \begin{cases} \theta_{max} h_n, & \text{if } h_{temp} > \theta_{max} h_n \\ h_{temp}, & \text{otherwise.} \end{cases}$$

Two Parameter Sets for faster handling of rejected steps

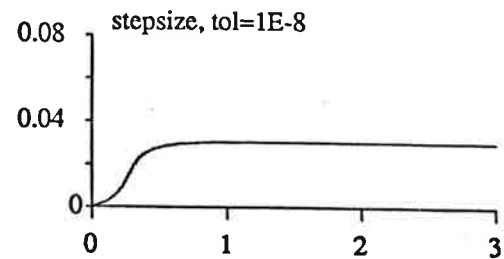
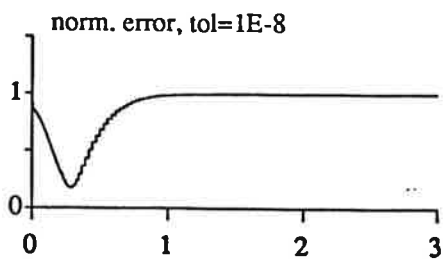
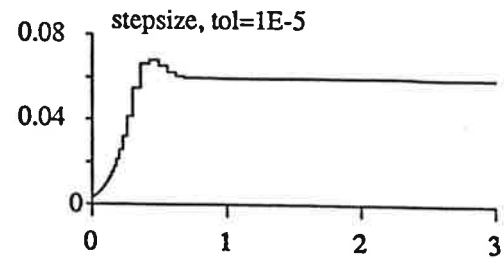
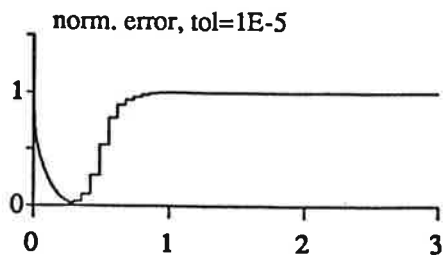
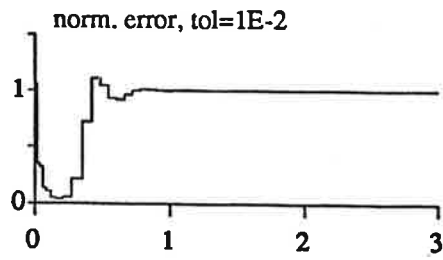
Normal case		Rejected case	
K_P	= 0.13	K_P	= 0
K_I	= 1/15	K_I	= 1/5
θ_{max}	= 2.0	θ_{max}	= 2.0
ρ	= 1.2	ρ	= 1.2

Modification Steps



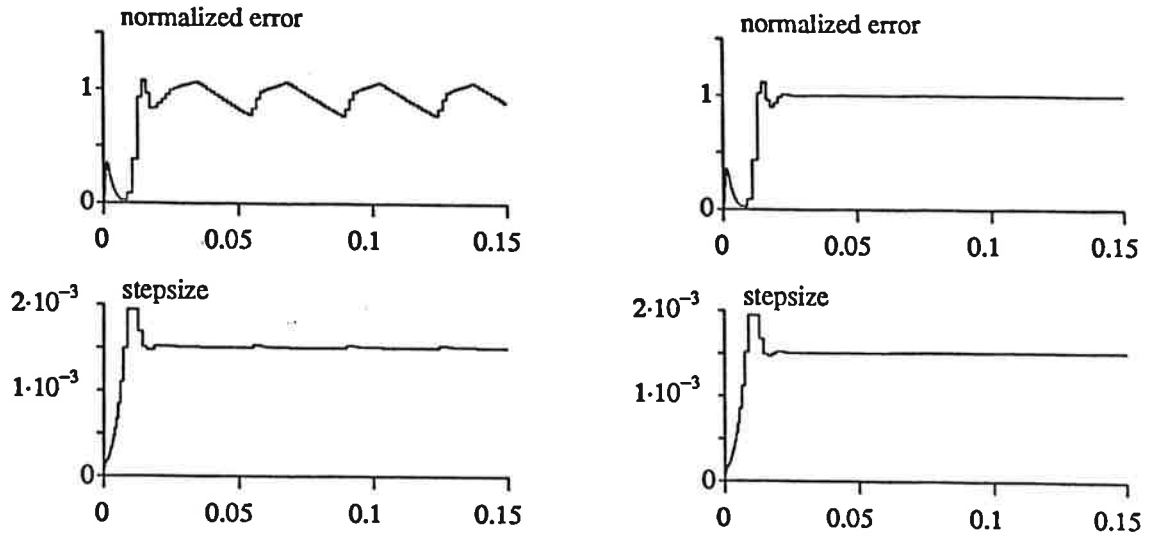
Problem 6

Stepsize for different tolerances



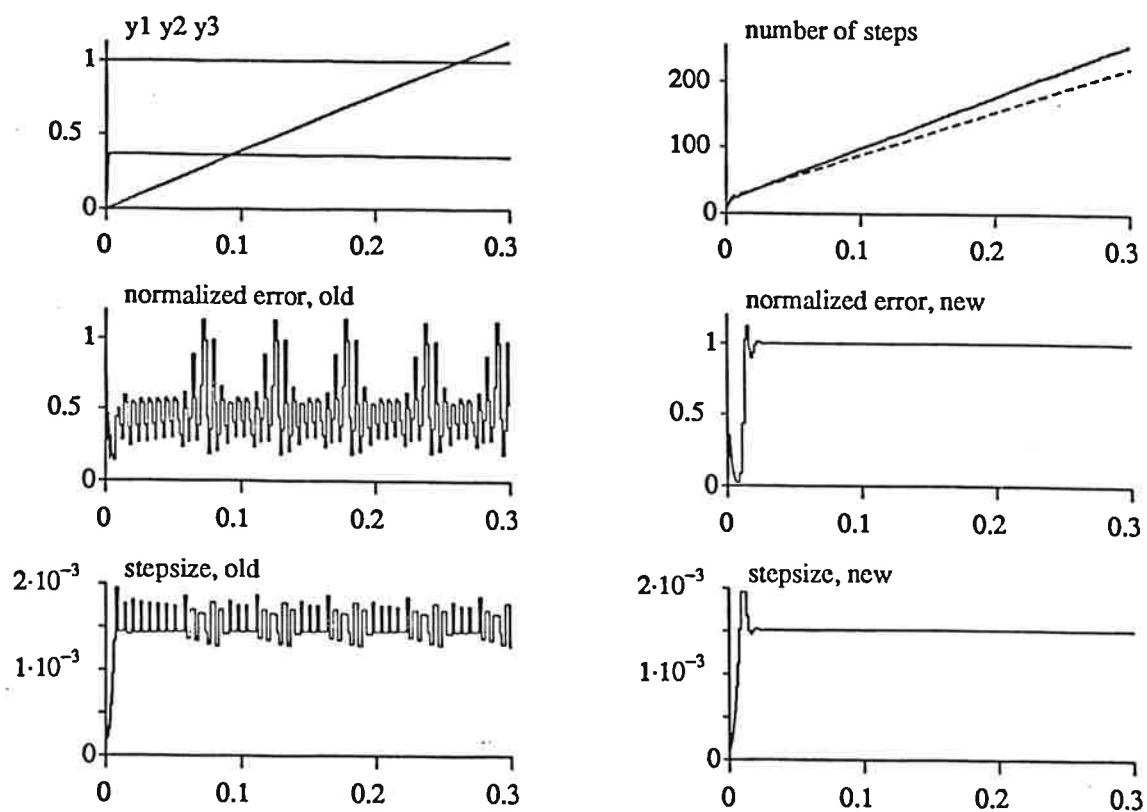
Problem 6

Influence of Dead-Zone



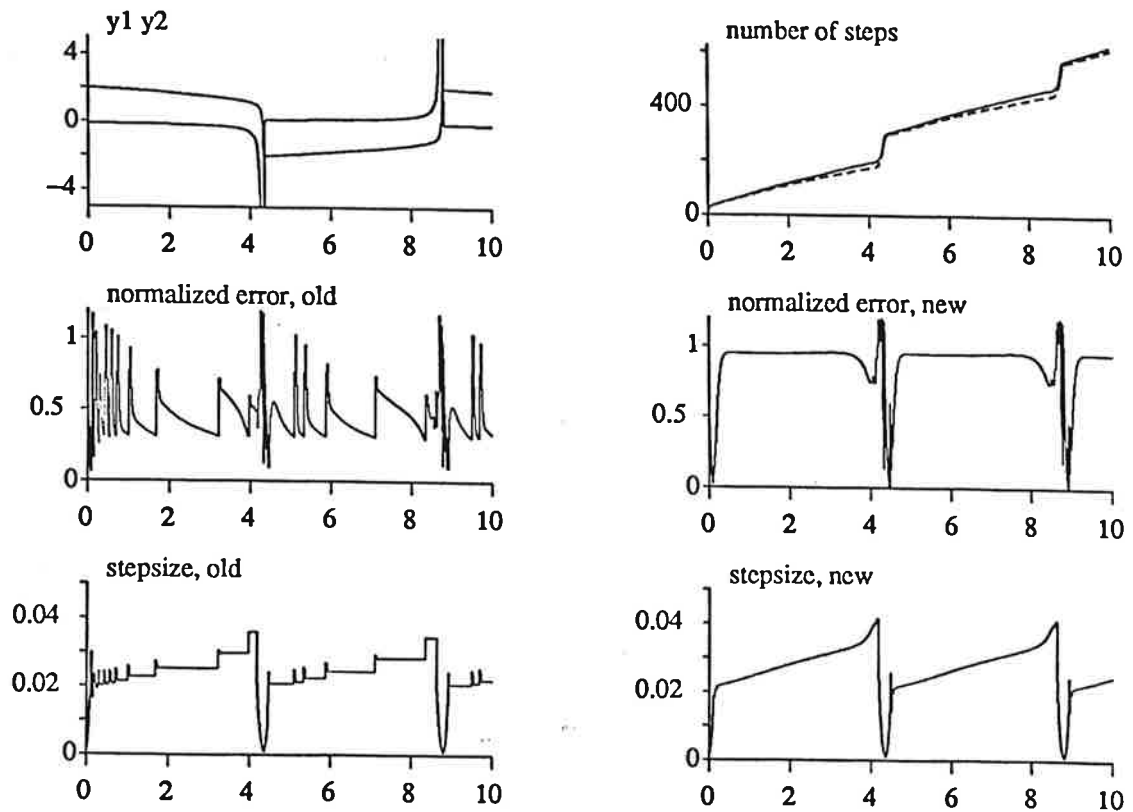
Problem 3

Comparison



Problem 3

Another Comparison



Problem 5 (stiff van der Pol oscillator)

Conclusions

PI-Control leads to

- ★ More Reliable Results
- ★ Improved Efficiency

Appendix

Problem 1 Problem B1 in [Enright et al. 1975].

$$\begin{aligned}\dot{y}_1 &= -y_1 + y_2 & y_1(0) &= 1.0 \\ \dot{y}_2 &= -100y_1 - y_2 & y_2(0) &= 0.0 \\ \dot{y}_3 &= -100y_3 + y_4 & y_3(0) &= 1.0 \\ \dot{y}_4 &= -10000y_3 - 100y_4 & y_4(0) &= 0.0\end{aligned}$$

Problem 2 Problem C2 in [Enright et al. 1975] with $\beta = 0.1$.

$$\begin{aligned}\dot{y}_1 &= -y_1 + 2 & y_1(0) &= 1.0 \\ \dot{y}_2 &= -10y_2 + \beta y_1^2 & y_2(0) &= 1.0 \\ \dot{y}_3 &= -40y_3 + 4\beta \cdot (y_1^2 + y_2^2) & y_3(0) &= 1.0 \\ \dot{y}_4 &= -100y_4 + 10\beta \cdot (y_1^2 + y_2^2 + y_3^2) & y_4(0) &= 1.0\end{aligned}$$

Problem 3 Problem D2 in [Enright et al. 1975].

$$\begin{aligned}\dot{y}_1 &= -0.04y_1 + 0.01y_2y_3 & y_1(0) &= 1.0 \\ \dot{y}_2 &= 400y_1 - 100y_2y_3 - 3000y_2^2 & y_2(0) &= 0.0 \\ \dot{y}_3 &= 30y_2^2 & y_3(0) &= 0.0\end{aligned}$$

Problem 4 Problem E2 in [Enright et al. 1975].

$$\begin{aligned}\dot{y}_1 &= y_2 & y_1(0) &= 2.0 \\ \dot{y}_2 &= (1 - y_1^2)y_2 - y_1 & y_2(0) &= 0.0\end{aligned}$$

Problem 5 Problem E2 in [Enright et al. 1975] (slightly changed).

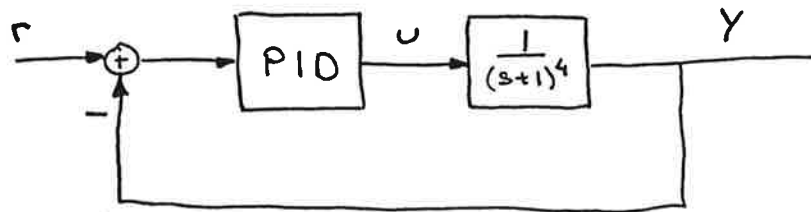
$$\begin{aligned}\dot{y}_1 &= y_2 & y_1(0) &= 2.0 \\ \dot{y}_2 &= 50(1 - y_1^2)y_2 - 10y_1 & y_2(0) &= 0.0\end{aligned}$$

Problem 6 Problem E3 in [Enright et al. 1975].

$$\begin{aligned}\dot{y}_1 &= -(55 + y_3)y_1 + 65y_2 & y_1(0) &= 1.0 \\ \dot{y}_2 &= 0.0785(y_1 - y_2) & y_2(0) &= 1.0 \\ \dot{y}_3 &= 0.1y_1 & y_3(0) &= 0.0\end{aligned}$$

Problem 7 Brusselator, a. $\beta = 3.0$, b. $\beta = 8.533$

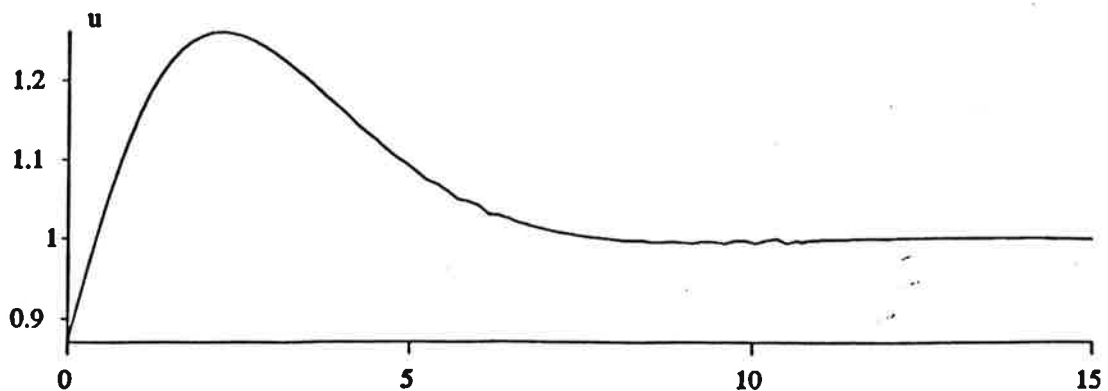
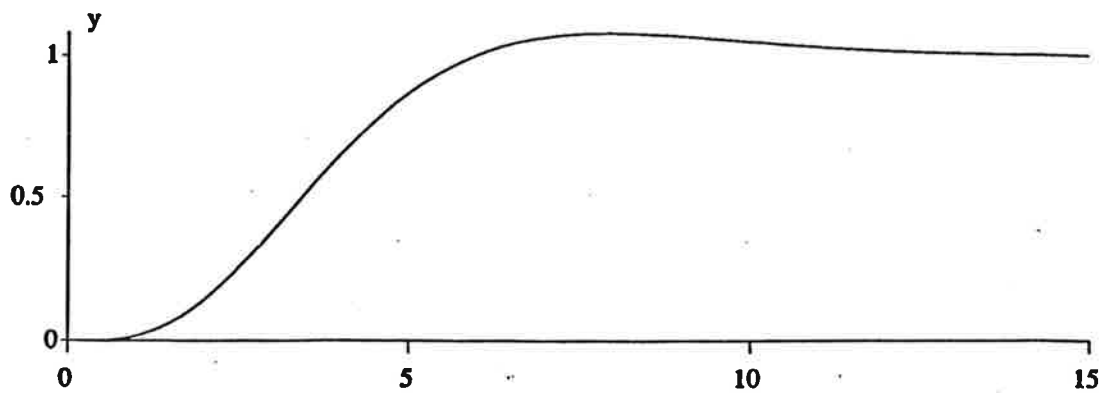
$$\begin{aligned}\dot{y}_1 &= 1.0 + y_1^2y_2 - (\beta + 1.0)y_1 & y_1(0) &= 1.3 \\ \dot{y}_2 &= \beta y_1 - y_1^2y_2 & y_2(0) &= \beta\end{aligned}$$



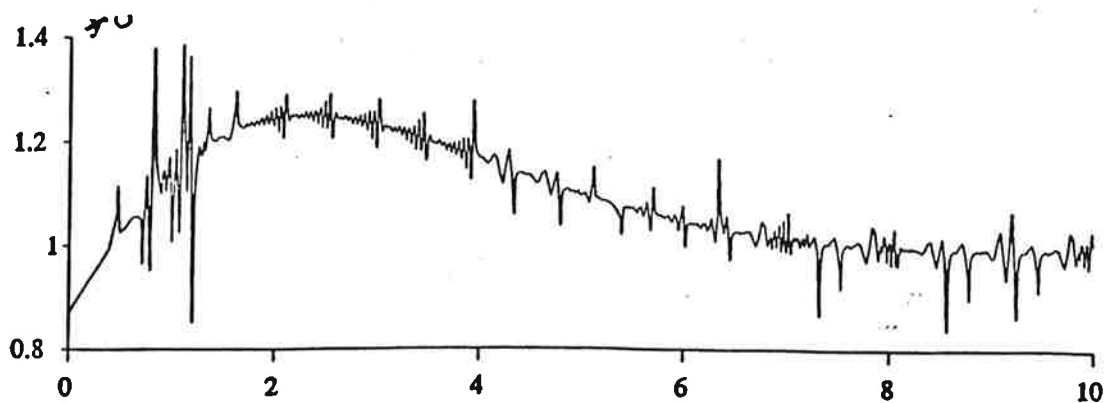
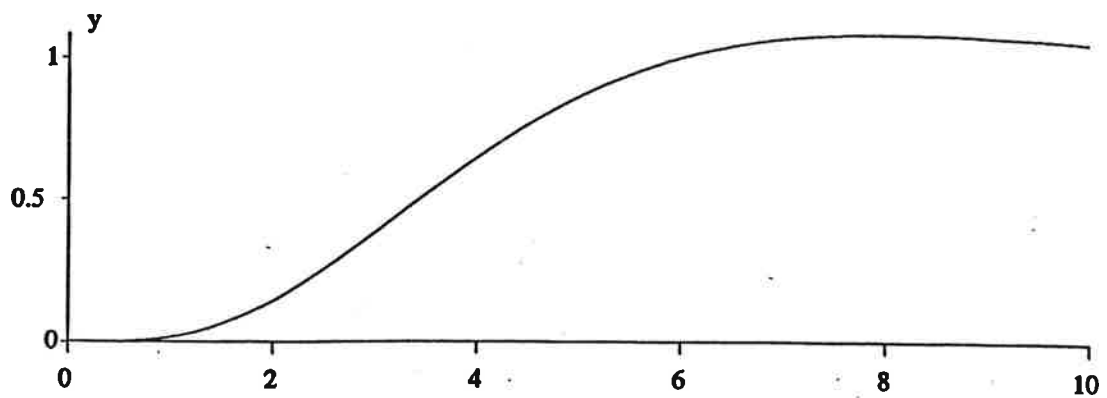
$$\text{PID: } u = k \left(br - y + \frac{1}{T_i p} (r - y) - \frac{T_D p}{2 T_D p + 1} y \right)$$

$$k = 0.87, \quad T_i = 2.7, \quad T_D = 0.69, \quad b = 1, \quad N = 5$$

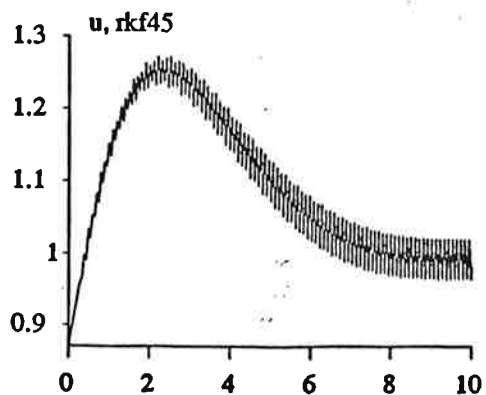
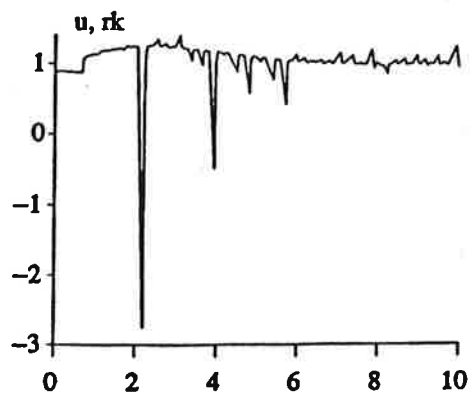
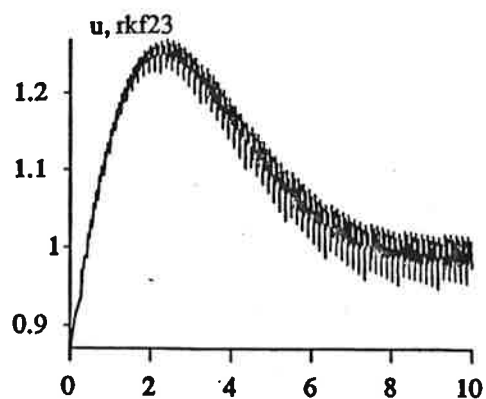
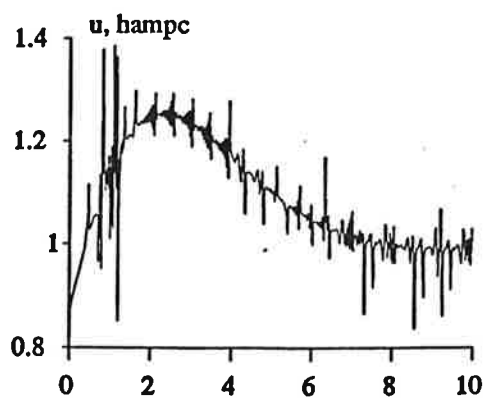
87.10.20 - 09:52:47 nr: 1
hcopy meta/fig1 "1/(s+1)^4, PID, n=5, hampc"



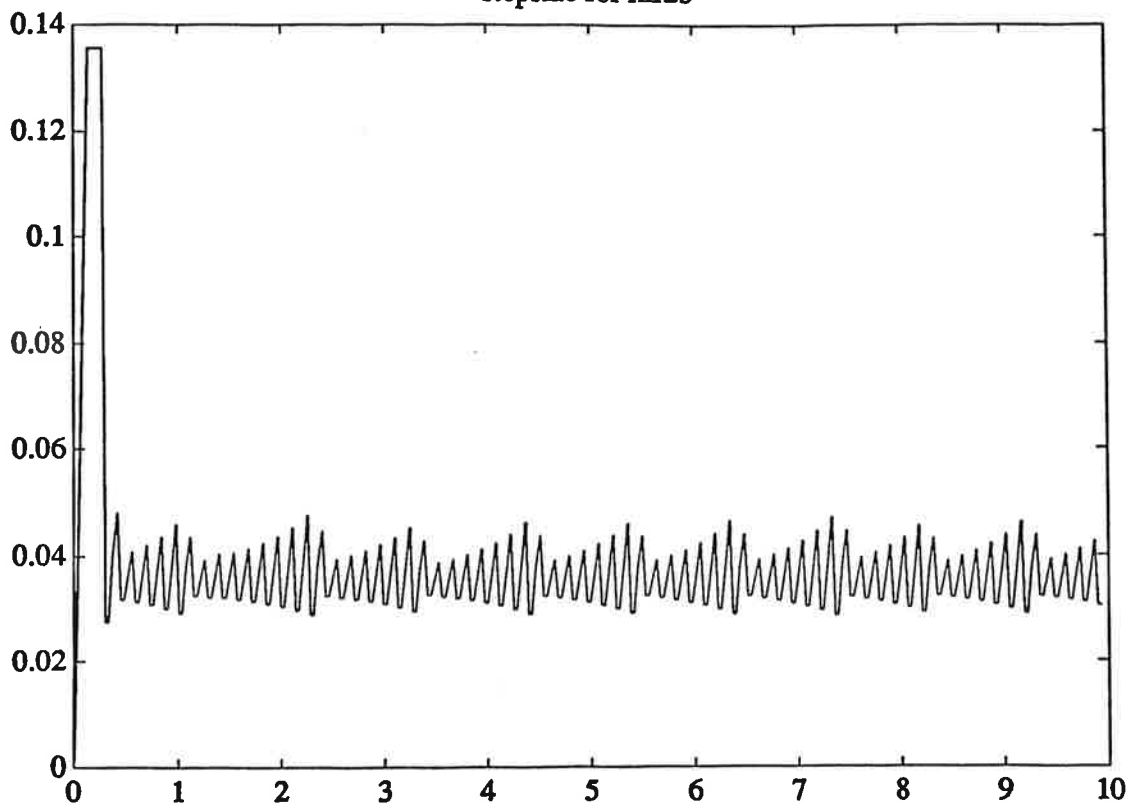
87.10.20 - 17:40:25 nr: 2
hcopy meta/fig2 "1/(s+1)^4, PID, n=50, hampc"



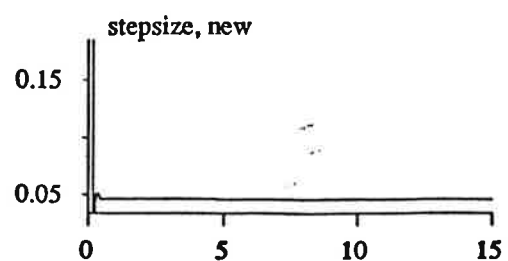

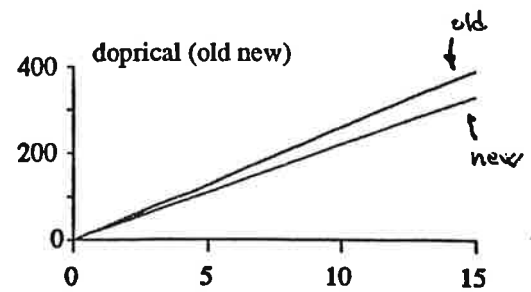
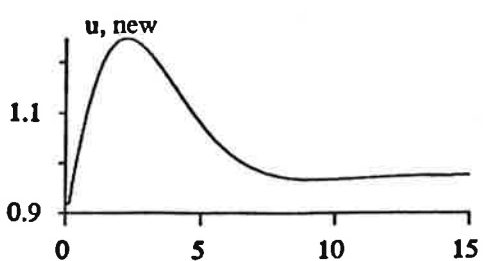
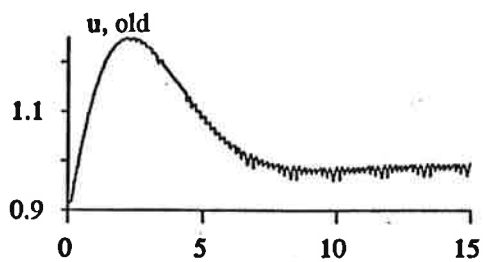
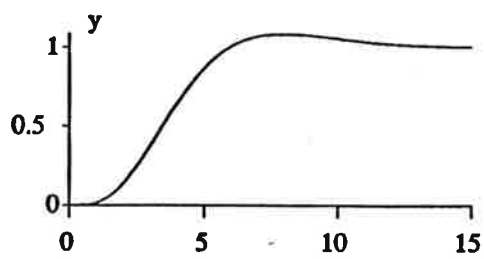
87.10.20 - 17:39:25 nr: 1
hcopy meta/fig3 "1/(s+1)^4, PID, n=50"



stepsize for rkf23



87.10.20 - 09:41:39 nr: 1 PR
 hcopy meta "1/(s+1)^4, PID, n=50, DOPPI"/fig4



INTERNATIONAL CONTACTS

1. SERC, UK
2. DTH, Denmark
3. G2, Gensym Corp.
4. University of Maryland

SERC, UK

1. Joint SERC/STU Workshop on Expert Systems and Data Bases for Control System Design and Application, Cambridge, UK, April 1987
K-E Årzén: *Knowledge based controllers*
K.J. Åström: *Expert control methods for assessment of achievable control performance*
P. Persson: *An expert system interface for Idpac*
2. ECSTASY
Env. for Control System Theory Appl. and SYnthesis
 - Embryo, early January 1988
 - Interfaces to ACSL and Matlab
 - Implemented using PA SET tools
 - Runs on the SUN 3/50
 - We will be a β -test site
3. Cambridge Control markets Simnon in the UK.

DTH, DENMARK

Morten Lind is a newly appointed professor at Servolaboratoriet.

His interests include:

1. Qualitative and quantitative modelling
2. Control design methods for complex plants
3. Modelling of the design procedure
4. Categorization of plant knowledge for the design
5. Use of design knowledge for supervision and fault diagnosis.

We have visited each other a number of times and discussed joint projects:

1. Analyse some existing designs from the perspective of the three level design model.
2. Analyse the pole placement design procedure and develop a knowledge base.

GENSYM CORP.

We have got G2 for the Symbolics to a low price.

We have a good dialogue with Robert Moore.
He visited us in October 1987.

They need better tools for model development in G2.

Björn Tyreus, DuPont, USA

UNIVERSITY OF MARYLAND

1. Exchanged Hibliz for software for symbolic manipulation of non-linear systems.
2. Exchanged Simnon for their design software.
3. The CONSOLE-SIMNON tandem for optimization-based design (Andre Tits).
4. Models of chemical processes (A. Asbjornsson).
There is a possibility of joint projects.

POSSIBLE FUTURE PROJECTS

- Model development and knowledge bases
 - General tools and concepts
 - Application dependent tools
 - Chemical processes
 - Power plants
- Qualitative analysis of quantitative models
 - Order of magnitude reasoning
 - Insight
- Qualitative modelling and simulation
 - Tools and concepts
 - Incomplete and uncertain information
- Control design
 - Knowledge bases and algorithms
- Automatic implementation of controllers
- Expert control and real-time expert systems
- Tools for data analysis
- Simnon II

POSSIBLE DIRECTIONS

in

Expert Control and Real-time Expert Systems

- Continuation of the thesis project
 - The real-time expert system framework
 - Port to Symbolics – PC AT environment
 - User interface
 - Other extensions
 - The control parts
 - Auto-tuning
 - Adaptation
- Expert systems for process monitoring and fault detection
 - Active research area
 - G2
 - Morten Lindh
 - Real complex process
- Fuzzy or rule-based control
 - Compare with traditional PID control
 - Investigate recent qualitative methods

P R O T O K O L L

från sammanträde med STUs styrgrupp för ramprogram CACE den 26 mars 1987 kl 9 00 - 13 00 på STU.

Närvarande: Sven Gunnar Edlund
 Claes Källström
 Sven Erik Mattsson
 Gustaf Söderlind
 Karl Johan Åström
 Arne Otteblad

§ 1 Formalia

Sven Gunnar Edlund valdes till ordförande för sammanträdet. Arne Otteblad valdes till sekreterare, Sven Erik Mattsson valdes till justeringsman.

Föregående protokoll godkändes. Dagordningen godkändes.

§ 2 Karl Johan Åström meddelade att en arbetsstation av märket Symbolics nu inköpts för anslaget på FRN-ramen.

§ 3 Beträffande det CACE-seminarium som genomfördes den 25 mars rådde enighet om att det gjordes fina presentationer och att seminariet som helhet genomfördes väl. Det betonades att dessa samlingar inom ett ramprogram är viktiga som inspirationskälla och att den "feedback" som kom från industrisidan är viktig för att minska gapet mellan forskningen och industritillämpningen.

§ 4 Det fortsatta CACE-programmets målsättning diskuterades intensivt. Stor enighet rådde om att det var nödvändigt att göra målet betydligt snävare än det hade varit under ramprogrammets första tre år. Expertregleringsprojekt^{er} ansågs lämpligt att driva utanför ramprogrammet med hjälp av andra finansieringskällor. Den stora skillinjen gällde om man skulle satsa på processanalys och identifiering eller modellutveckling och simulering. Så småningom enades styrgruppen om att tillstyrka en huvudinriktning mot en verktygslåda för modellutveckling och simulering med förhoppningen att man nästa 3-årsperiod skulle kunna arbeta med en verktygslåda för processanalys och identifiering.

§ 5 Sven Erik Mattsson redovisade ett utkast till ansökan avseende att använda de CACE-pengar som återstod för budgetåret 1986/87 till inköp av arbetsstationer (i enlighet med tidigare planer). Styrgruppen tillstyrkte att resterande medel användes för detta ändamål.

§ 6 Sven Erik Mattsson och Arne Otteblad fick i uppdrag att arbeta vidare med programplanen för ramprogrammets fortsättning utgående från det utkast som presenterades vid mötet (se bilaga till originalprotokollet) och följande disposition:

1. Bakgrund
2. Motiv för att fullfölja programmet
3. Målsättning för det fortsatta ramprogrammet
4. Plan för den fortsatta verksamheten
5. Nyttiggörande och resultatspridning

App. A. Genomförda pilotprojekt

B. Kontaktnät

Innehållsmässigt var styrgruppen nöjd med utkastet till programplan. Beträffande ramprogrammets namn tillstyrkte styrgruppen en ändring till "Datorbaserade hjälpmedel för utveckling av styrsystem".

§ 7 Nästa sammanträde bestämde man genomföra som telefonmöte den 3 juni kl 13. Härvid skall ansökningar för nästa budgetår diskuteras.

Vid protokollet



Arne Otteblad
STU

Justeras



Sven Erik Mattsson
LTH


P R O T O K O L L

från telefonmöte med STUs styrgrupp för ramprogram CACE den
3 juni 1987 kl 13 00 - 14 00

Deltagare: Sven Gunnar Edlund
Karl Eklund
Sven Erik Mattsson
Eric Sandewall
Gustaf Söderlind
Arne Otteblad

- § 1 Formalia
 Ordförande: Sven Gunnar Edlund
 Sekreterare: Arne Otteblad
 Justeringsman: Sven Erik Mattsson
- § 2 Programplanen för ramprogrammet i det utförande
 som godkänts av STUs styrelse den 5 maj 1987 hade bifogats
 kallelsen. Styrgruppen noterade att planen blev bra.
 Eric Sandewall kommenterade speciellt realtidskunskaps-
 system och planstyrda system och skall ta initiativ
 till diskussioner av deras gränsyta mot CACE.
- § 3 a/ En ansökan från Karl Johan Åström med titeln "Verktyg
 för modellutveckling och simulering" förelåg. Den av-
 såg verksamheten vid institutionen för reglerteknik
 LTH under budgetåret 1987/88 till en kostnad på 1 360
 kkr. Styrgruppen konstaterade att projektet stämde
 väl med programplanen och innehöll alla de moment som
 planerats ingå i programverksamheten. Styrgruppen till-
 styrkte medel till projektet i äskad omfattning.
- b/ Från SSPA Maritime Consulting AB förelåg en ansökan på
 140 kkr under 1987/88 avseende "Utveckling av animerings-
 metod för fartygssimulering". I Claes Källströms borto-
 varo konstaterade styrgruppen att man ej hade tillräcklig
 information för att ta ställning till projektet. Under-
 tecknad sekreterare fick i uppdrag att diskutera projek-
 tet vidare med Claes Källström.
- § 4 Från Percy Hammond i England hade ett förslag till avtal
 mellan STU och SERC angående programutbyte och samarbete
 inom CACE-området kommit till STU via Karl Johan Åström.
- Styrgruppen hade en kort diskussion kring avtalet och
 betonade speciellt att det bör vara "symmetriskt". Under-
 tecknad fick i uppdrag att diskutera avtalet vidare med
 Karl Johan Åström.
- § 5 Nästa styrgruppsmöte skall hållas den 25 november 1987
 i Lund.

Vid protokollet


Arne Otteblad
STU

Justeras

Sven Erik Mattsson
LTH

Arne Otteblad/ksb

PROTOKOLL

från möte med STUs styrgrupp för ramprogram CACE den 25/11 1987 kl 10,00 - 17,00 vid Institutionen för reglerteknik, Lunds tekniska högskola.

Närvarande: Styrgruppsmedlemmar:

Sven Gunnar Edlund
 Claes Källström
 Gustaf Söderlind
 Arne Otteblad

Projektengagerade:

Sven Erik Mattsson
 Gustaf Olsson (delvis)
 Dag Brück
 Karl-Erik Årzén
 Mats Andersson
 Kjell Gustafsson
 Bernt Nilsson
 Tomas Schönthal

§ 1 Följande formaliteter avklarades inledningsvis:

Ordförande för mötet: Sven Gunnar Edlund
 Sekretärare: Arne Otteblad
 Justeringsman: Sven Erik Mattsson

Den föreslagna dagordningen godkändes.

Protokoll från sammanträde den 26/3,87 och telefonmöte den 3/6,87 godkändes.

§ 2 I samband med genomgången av föregående protokoll (3/6,87) gjordes följande kommentarer.

- a) (§2). Eric Sandevall har gjort en beskrivning av sitt projekt "Planstyrda system". Arne Otteblad skickar kopia till styrgruppsledamöterna.
- b) (§3). Ansökan från SSPA Maritime Consulting AB har avförts i samråd med sökanden.
- c) (§4). SIMNON finns nu tillgänglig som en kommersiell produkt i England.

§ 3 Sven Erik Mattsson, Mats Andersson, Bernt Nilsson och Kjell Gustafsson gav med hjälp av overheadbilder (kopior utdelades) en fin översikt över huvudprojektet och dess tillämpningsprojekt.

Speciellt kan nämnas att Sven Erik M redovisade problem med uppdatering och underhåll av arbetsstationen IRIS 2400. Styrgruppen tillstyrkte en uppgradering till IRIS 2400 Turbo (kostnad cirka 20 000 dollar).

En livlig diskussion fördes rörande underhåll av simuleringsmodeller efter utvecklingsfasen. Styrgruppen var enig om att dessa aspekter är utomordentligt viktiga och bör beaktas i det fortsatta arbetet.

§ 4 Gustaf Olsson berättade om IT-Centrum-Syd och dess IT-LAB. Det hela är tänkt som en flexibel organisation som verkar långsiktigt.

Arne O informerade om programmet "Driftutvecklingssystem för processindustrin" och dess koppling till CACE diskuterades.

§ 5 Med utgångspunkt från presentationer som gjordes av Sven Erik M, Karl Erik Å och Sven Gunnar E diskuterades den framtida programverksamheten på det reglertekniska området. Styrgruppens ledamöter funderar vidare över detta och fortsätter diskussionerna vid nästa sammanträde.

§ 6 Nästa sammanträde beslöts hållas i Lund den 20 april 1988.

§ 7 Dagens sammanträde avslutades med demonstrationer bl a av G2.

Vid protokollet



Arne Otteblad
STU

Justeras



Sven Erik Mattsson
LTH