

PUBLISHED VERSION

J Geng, G T Campbe, J Bernu, D B Higginbottom, B M Sparkes, S M Assad, W P Zhang, N P Robins, P K Lam and Buchler

Electromagnetically induced transparency and fourwave mixing in a cold atomic ensemble with large optical depth

New Journal of Physics, 2014; 16(11):113053-1-113053-11

© 2014 IOP Publishing Ltd and Deutsche Physikalische Gesellschaft. Content from this work may be used under the terms of the Creative Commons Attribution 3.0 licence. Any further distribution of this work must maintain attribution to the author(s) and the title of the work, journal citation and DOI.

Originally published at:

<http://doi.org/10.1088/1367-2630/16/11/113053>

PERMISSIONS

<http://creativecommons.org/licenses/by/3.0/>



Attribution 3.0 Unported (CC BY 3.0)

This is a human-readable summary of (and not a substitute for) the [license](#). [Disclaimer](#).

You are free to:

Share — copy and redistribute the material in any medium or format

Adapt — remix, transform, and build upon the material for any purpose, even commercially.

The licensor cannot revoke these freedoms as long as you follow the license terms.



Under the following terms:



Attribution — You must give [appropriate credit](#), provide a link to the license, and [indicate if changes were made](#). You may do so in any reasonable manner, but not in any way that suggests the licensor endorses you or your use.

No additional restrictions — You may not apply legal terms or [technological measures](#) that legally restrict others from doing anything the license permits.

1 August, 2017

<http://hdl.handle.net/2440/104874>

Electromagnetically induced transparency and four-wave mixing in a cold atomic ensemble with large optical depth

This content has been downloaded from IOPscience. Please scroll down to see the full text.

2014 New J. Phys. 16 113053

(<http://iopscience.iop.org/1367-2630/16/11/113053>)

View [the table of contents for this issue](#), or go to the [journal homepage](#) for more

Download details:

IP Address: 129.127.79.227

This content was downloaded on 01/08/2017 at 08:33

Please note that [terms and conditions apply](#).

You may also be interested in:

[Optical quantum memory based on electromagnetically induced transparency](#)

Lijun Ma, Oliver Slattery and Xiao Tang

[Direct imaging of slow, stored and stationary EIT polaritons](#)

Geoff T Campbell, Young-Wook Cho, Jian Su et al.

[Gradient echo memory in an ultra-high optical depth cold atomic ensemble](#)

B M Sparkes, J Bernu, M Hosseini et al.

[Quantum control of light using electromagnetically induced transparency](#)

A André, M D Eisaman, R L Walsworth et al.

[Experimental studies of light propagation and storage in warm atomic gases](#)

H Gao, M Rosenberry, J Wang et al.

[Atomic-ensemble-based quantum memory for sideband modulations](#)

J Ortalo, J Cviklinski, P Lombardi et al.

[Narrow absorptive resonances in a four-level atomic system](#)

M G Bason, A K Mohapatra, K J Weatherill et al.

[Tunable transient evolutionary behaviours of a four-level atomic vapour](#)

Arash Gharibi, Jian Qi Shen and Jing Gu

[Quantum memory with a controlled homogeneous splitting](#)

G Hétet, D Wilkowski and T Chanelière

Electromagnetically induced transparency and four-wave mixing in a cold atomic ensemble with large optical depth

J Geng^{1,2}, G T Campbell², J Bernu², D B Higginbottom², B M Sparkes², S M Assad², W P Zhang¹, N P Robins³, P K Lam^{2,4} and B C Buchler²

¹Department of Physics, State Key Laboratory of Precision Spectroscopy, East China Normal University, Shanghai 200062, People's Republic of China

²Centre for Quantum Computation and Communication Technology, Department of Quantum Science, The Australian National University, Canberra, ACT 0200, Australia

³Quantum Sensors Lab, Department of Quantum Science, The Australian National University, Canberra, ACT 0200, Australia

⁴College of Precision Instrument and Opto-electronics Engineering, Key Laboratory of Optoelectronics Information Technology of Ministry of Education, Tianjin University, Tianjin, 300072, People's Republic of China

E-mail: Ping.Lam@anu.edu.au and Ben.Buchler@anu.edu.au

Received 10 August 2014, revised 7 October 2014

Accepted for publication 16 October 2014

Published 24 November 2014

New Journal of Physics **16** (2014) 113053

doi:[10.1088/1367-2630/16/11/113053](https://doi.org/10.1088/1367-2630/16/11/113053)

Abstract

We report on the delay of optical pulses using electromagnetically induced transparency (EIT) in an ensemble of cold atoms with an optical depth exceeding 500. To identify the regimes in which four-wave mixing (4WM) impacts on EIT behaviour, we conduct the experiment in both ⁸⁵Rb and ⁸⁷Rb. Comparison with theory shows excellent agreement in both isotopes. In ⁸⁷Rb negligible 4WM was observed and we obtained one pulse-width of delay with 50% efficiency. In ⁸⁵Rb 4WM contributes to the output. In this regime we achieve a delay-bandwidth product of 3.7 at 50% efficiency, allowing temporally multimode delay, which we demonstrate by compressing two pulses into the memory medium.

Keywords: electromagnetically induced transparency, slow-light, four-wave-mixing



Content from this work may be used under the terms of the [Creative Commons Attribution 3.0 licence](https://creativecommons.org/licenses/by/3.0/). Any further distribution of this work must maintain attribution to the author(s) and the title of the work, journal citation and DOI.

1. Introduction

Electromagnetically induced transparency (EIT) [1, 2] is a coherent atom-optical effect that arises due to quantum interference of optical transitions. Since its first experimental observation in a strontium vapour in 1991 [3], it has been investigated in numerous atomic systems in a wide variety of settings. It is of fundamental interest for its ability to slow light by up to seven orders of magnitude [4, 5]. In turn, the increased interaction times afforded by slow light allow enhanced nonlinear optical interactions [6–8]. EIT can also be used to stop and store light in an atomic spinwave leading to its application as a quantum memory [9–13]. In order to preserve a quantum state, a quantum memory requires storage that is both efficient and noiseless. Ideally, EIT has the potential to be used as a high fidelity quantum memory [14]. Considerable work has been done to improve the efficiency of EIT memories, primarily by increasing the optical depth of the slow-light medium. Recent results have demonstrated up to 69% efficiency for storage and forward recall of light [15]. In principle, the storage efficiency achievable using EIT can approach 100% [16] as the optical depth is made sufficiently large. In this regime the delay of an optical pulse travelling through the EIT medium can be larger than the duration of the pulse [17] such that the pulse is contained entirely within the medium.

At large optical depths, however, nonlinear processes such as four-wave mixing (4WM) may become significant. In particular, these processes may introduce gain during slow-light propagation that may contribute noise to the output [18, 19], thus diminishing the suitability of EIT as a quantum memory. Experimental work in warm atomic vapours has shown that EIT may have significant 4WM [20, 21]. In principle, the unbroadened atomic states available in cold atomic ensembles allow high storage efficiency with little added noise due to having a lower 4WM strength than their warm counterparts. Moreover, it has been reported that the long atomic coherence in cold system also delivers high storage efficiencies [15].

In this paper, we report on EIT in an ensemble of cold ^{85}Rb atoms with a very high optical depth. We investigate the role of 4WM in the experiment and demonstrate that 4WM can have a non-negligible contribution to the intensity of the signal field after EIT delay. By repeating the experiment in cold ^{87}Rb atoms, which have larger detuning between the two ground states, we show that the 4WM can be diminished to the point of making a negligible contribution to the signal field at comparable optical depths. Good agreement between our results and theory indicates that the theoretical model used in a recent paper by Lauk *et al* [19] is a realistic description of cold atom EIT.

We also show that with sufficiently high optical depth, delays of more than two pulse-widths are possible. This is a step towards a temporally multimode quantum memory for increasing the success rate of quantum information protocols [22]. Previous experiments have demonstrated large fractional delays using the strong dispersion of dense optical vapours [23]. In this paper, we present EIT results with sufficient delay to store multimode pulses.

In the next section, we begin by reviewing the semi-classical theory of EIT–4WM presented in [19]. We then use this theory to model our system. In section 3, we present an overview of the cold atom trap and the timing sequence scheme used to prepare the atomic ensemble. We discuss the experimental results in section 4 before concluding in section 5.

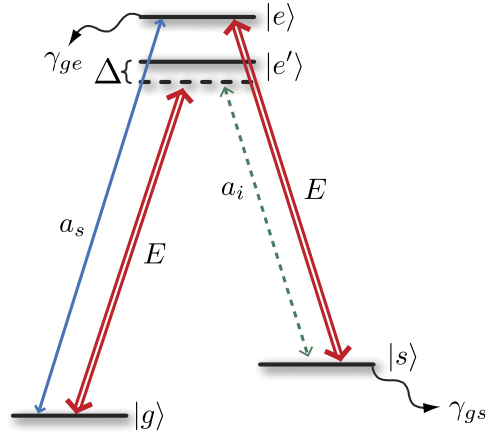


Figure 1. The atomic level structure used for modeling EIT. A strong control field E (red) is used to introduce coupling between the metastable $|s\rangle$ and the ground state $|g\rangle$. The Λ -system for EIT is formed by the control field and the signal field, a_s (blue). A second Λ -system is formed by the control field and the idler field, a_i (green), via another excited level $|e'\rangle$, which completes a 4WM process. The Rabi frequencies for both of the Λ -transitions are denoted by Ω and Ω' , respectively. The decay rates for the excited and the metastable states are given by γ_{ge} and γ_{gs} , respectively.

2. Theory

To model the EIT–4WM process, we assume a four-level atom coupled by three optical fields as our model of the system, as shown in figure 1. A strong control field E , with Rabi frequency Ω , couples a meta-stable state $|s\rangle$, to the excited state $|e\rangle$ and a weak signal field (blue) a_s couples the ground state $|g\rangle$ to $|e\rangle$, completing a two-photon transition between $|g\rangle$ and $|s\rangle$. The same control field also couples $|g\rangle$ to an auxiliary excited state $|e'\rangle$ off-resonantly, completing a second Raman transition with an idler field (green) a_i that is generated by the 4WM process. Adiabatically eliminating $|e'\rangle$, the equations of motion for this system are [19]

$$i\partial_t\sigma_{ge} = -i\gamma_{ge}\sigma_{ge} - g_s a_s - \Omega\sigma_{gs}, \quad (1)$$

$$i\partial_t\sigma_{gs} = -i\gamma_{gs}\sigma_{gs} - g_i(\Omega'/\Delta)a_i^\dagger - \Omega^*\sigma_{ge}, \quad (2)$$

$$(\partial_t + c\partial_z)a_s = ig_s N\sigma_{ge}, \quad (3)$$

$$(\partial_t + c\partial_z)a_i^\dagger = -ig_i N(\Omega'/\Delta)\sigma_{gs}, \quad (4)$$

where σ_{ge} and σ_{gs} are collective spin-polarization operators corresponding to the $|g\rangle \rightarrow |e\rangle$ and $|g\rangle \rightarrow |s\rangle$ transitions respectively in an ensemble of N atoms. Δ is the frequency difference between $|g\rangle$ and $|s\rangle$ minus the frequency difference between $|e\rangle$ and $|e'\rangle$. The coupling rate for $a_{s(i)}$ is $g_{s(i)}$ and, similarly, $\Omega(\Omega')$ is the Rabi frequency for the control field driving $|s\rangle \rightarrow |e\rangle$ ($|g\rangle \rightarrow |e'\rangle$). γ_{ge} and γ_{gs} are the decay rates from σ_{ge} and σ_{gs} . The rate g_s differs from g_i only due to the different dipole transition strengths associated with each transition, as does Ω from Ω' . We solve equations (1)–(4) in the Fourier domain to obtain the expression for the transfer function of the signal field in the absence of an injected idler. The output signal field, $a_s(z = L, t)$, after propagating through the ensemble of length L , is determined in terms of the

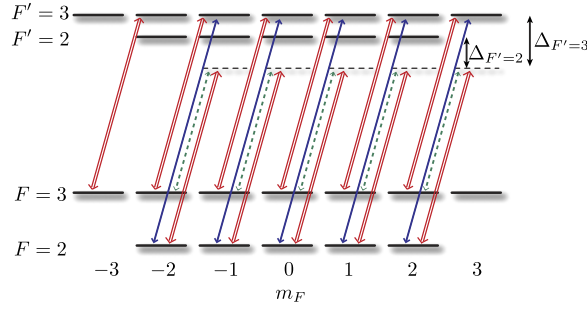


Figure 2. The ^{85}Rb D1 level structure used for the experiment shows five degenerate EIT-4WM systems. Each system differs by the Clebsch–Gordan coefficients associated with each transition. The field labels are as shown in figure 1.

input spectrum $a_s(z = 0, \omega)$ by

$$a_s(z = L, t) = \int T_s(\omega, z = L) a_s(z = 0, \omega) e^{i\omega t} d\omega, \quad (5)$$

with the transfer function $T_s(\omega)$ given by

$$T_s(\omega) = e^{-\frac{D\gamma_{ge}}{4V(\omega)}(i\omega - i\omega|\epsilon|^2 + |\epsilon|^2\gamma_{ge} - \gamma_{gs})} \times \left(\frac{(\gamma_{ge}|\epsilon|^2 - i\omega - i|\epsilon|^2\omega + \gamma_{gs})}{U(\omega)} \sinh\left[\frac{D\gamma_{ge}U(\omega)}{4V(\omega)}\right] + \cosh\left[\frac{D\gamma_{ge}U(\omega)}{4V(\omega)}\right] \right), \quad (6)$$

$$U(\omega) = \sqrt{(i\omega + (i\omega - \gamma_{ge})|\epsilon|^2 - \gamma_{gs})^2 + 4|\epsilon\Omega|^2},$$

$$V(\omega) = (i\gamma_{gs} + \omega)(\omega + i\gamma_{ge}) - |\Omega|^2,$$

with the definitions

$$D = 2\frac{g_s^2 NL}{\gamma_{ge}}; \quad \epsilon = \eta\frac{\Omega}{\Delta}; \quad \eta = \frac{g_i\Omega'}{g_s\Omega} = \frac{d_{|s\rangle \rightarrow |e'\rangle} \cdot d_{|g\rangle \rightarrow |e'\rangle}}{d_{|g\rangle \rightarrow |e\rangle} \cdot d_{|s\rangle \rightarrow |e\rangle}}. \quad (7)$$

The parameter η can be expressed in terms of the dipole matrix elements, $d_{|j\rangle \rightarrow |k\rangle}$, for the associated transition and the definition of optical depth, D , corresponds to an intensity attenuation of e^{-D} when $\omega \rightarrow 0$ and $\Omega \rightarrow 0$.

The level structure of ^{85}Rb atoms relevant for the EIT experiment is shown in figure 2, assuming σ^+ polarizations for all of the optical fields. We can identify five degenerate four-level structures coupling from each of the Zeeman sub-levels on the $F=2$ manifold. For each of the degenerate systems, both of the excited state manifolds ($|F' = 2\rangle$ and $|F' = 3\rangle$) are taken into account by summing the strengths of the off-resonant interaction with each excited state weighted by the relative detuning:

$$\eta_{m_F} = \frac{d_{3,2} \cdot d_{2,2}}{d_{2,3} \cdot d_{3,3}} + \left(\frac{\Delta_{F'=2}}{\Delta_{F'=3}} \right) \frac{d_{3,3} \cdot d_{2,3}}{d_{2,3} \cdot d_{3,3}} = \frac{d_{3,2} \cdot d_{2,2}}{d_{2,3} \cdot d_{3,3}} + \frac{\Delta_{F'=2}}{\Delta_{F'=3}}, \quad (8)$$

where $d_{i,j} \equiv d_{|F=i,m_F\rangle \rightarrow |F'=j,m_{F+1}\rangle}$ and $\Delta_{F'=j}$ is the detuning of the idler from the $F' = j$ excited state.

The degenerate EIT systems are reduced to a simple four-level model in our analysis. The optical depth of this effective four-level system is directly measured in the experiment while the ratio between the optical amplitude and the effective Rabi frequency is found through a fitting procedure. The differences in the relative magnitudes of g_s , g_i , Ω , and Ω' between the EIT systems are taken into account by the introduction of an effective interaction strength ratio η_{eff} . We assume that the population is uniformly distributed across the ground-state manifold, in which case η_{eff} can be approximated as the mean of the values of η_{m_F} for each EIT system. We find that for the D1 line of ^{85}Rb $\eta_{\text{eff}} = 1.62$.

In the noise analysis of [19], the parameter

$$x = \eta \frac{D \gamma_{ge}}{2 \Delta} \quad (9)$$

is introduced to track the effective 4WM strength and we use it here to compare experiments in different Rb isotopes and at different optical depths. Values larger than 1 correspond to a regime where 4WM substantially impacts on the propagation dynamics. While the effect is less pronounced for values less than 1, the contribution of noise photons can still be significant. In the present work, an analysis of the quantum fidelity of the output pulse to the input is not performed, however, we use this parameter as a means to compare the relative impact that 4WM would have under various experimental conditions.

3. Experimental setup

The experiment was conducted using an elongated magneto-optical trap (MOT) for ^{85}Rb (^{87}Rb) atoms [24]. Trapping was accomplished using two amplified external cavity diode lasers: one for cooling and one to optically pump the atoms back to the hyperfine state used for cooling. The cooling laser was 30 MHz red-detuned from the D_2 $F = 3 \rightarrow F' = 4$ ($F = 2 \rightarrow F' = 3$) transition and the repump is resonant with the D_2 $F = 2 \rightarrow F' = 3$ ($F = 1 \rightarrow F' = 2$) transition. We loaded atoms for 480 ms, after which the MOT was compressed in two dimensions by smoothly increasing the transverse magnetic field gradients while simultaneously ramping down both the trapping frequency and intensity and the repump intensity over 20 ms [24]. Once the MOT was compressed the magnetic fields and the repump field were turned off. The trapping beams were turned off 50 μs after the repump field so that the atoms were pumped to the $F = 2$ ($F = 3$) ground state. We imposed a wait time of 500 μs to allow eddy currents in the optical bench and other components to dissipate prior to turning on the signal field. Residual eddy currents continued to create a non-negligible magnetic field during the experimental window that varies at a rate of $\approx 3 \text{ mG } \mu\text{s}^{-1}$.

The experimental setup is schematically shown in figure 3. The control field was produced by a Ti:Sapphire laser that was locked on resonance with the ^{85}Rb (^{87}Rb) D_1 transition from $F = 3$ to $F' = 3$ ($F = 2 \rightarrow F' = 2$). The signal field was produced by sending a portion of the Ti:Sapphire light through an electro-optical modulator to produce modulation sidebands that were separated by $\sim 3.035 \text{ GHz}$ ($\sim 6.835 \text{ GHz}$) [25, 26], the hyperfine splitting of ^{85}Rb (^{87}Rb). The higher frequency of these sidebands was isolated using a filtering cavity and used as the signal field. Both the control and signal fields were gated using acousto-optic modulators and both were σ^+ polarized. The signal pulse was focused along the long axis of the atom cloud

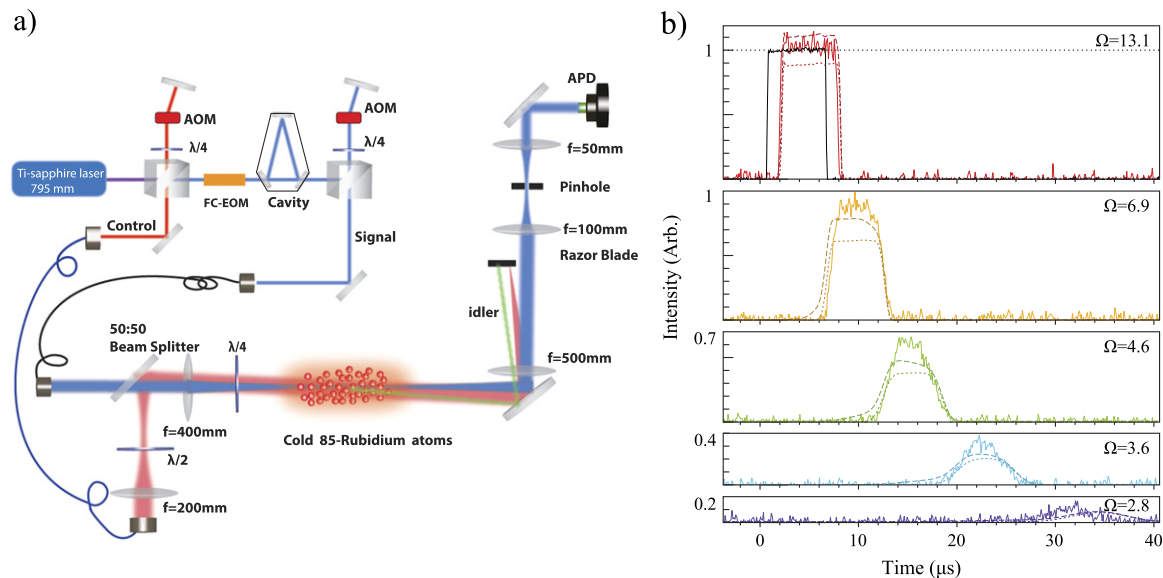


Figure 3. (a) The experimental setup for EIT in a transiently compressed ensemble of cold ^{85}Rb (^{87}Rb) atoms. The blue and red beams represent the signal and control beams, respectively. The magneto-optical trap setup is similar to that of [24] and is not explicitly shown here. (b) Delayed pulses (solid, coloured traces) shown relative to the input (black) for five different signal field amplitudes. Theoretical outputs, obtained by applying equation (6) to the reference are shown as dashed lines. For comparison, theoretical outputs with no 4WM are shown as dotted lines.

with a beam waist of $200\ \mu\text{m}$ to match the signal beam diameter to the cross section of the compressed atom cloud. The control beam was collimated to a diameter of 7 mm to ensure coverage of the entire atom cloud with uniform intensity and aligned to propagate with a small angle relative to the signal beam, overlapping the signal beam at the location of the MOT.

In order to measure the weak signal beam elimination of both the control field and the idler was required. To accomplish this we employed two stages of spatial filtering. In the first stage, the control field was focused onto the edge of a razor blade which blocked the majority of the optical power. The second stage was a pinhole, through which the signal was focused, that served to eliminate most of the remaining scattered control field. The spatial filtering provided an extinction ratio of $\approx 45\ \text{dB}$ for the control while maintaining $\approx 80\%$ signal detection efficiency.

4. Results

We examined the propagation of signal pulses through the atomic ensemble under the conditions of slow light. The signal pulse chosen as input had a square temporal profile with $6\ \mu\text{s}$ width and was recorded after propagation through the ensemble for a variety of control field powers. A reference trace of the signal pulse shape was recorded by blocking the trapping beams so that the MOT was dispersed.

The predicted output pulse shape was calculated by applying the transfer function derived from the four-level model, equation (6), to the recorded reference trace. A sample of traces recorded at an optical depth of (550 ± 20) is shown in figure 3(b) along with the theoretical

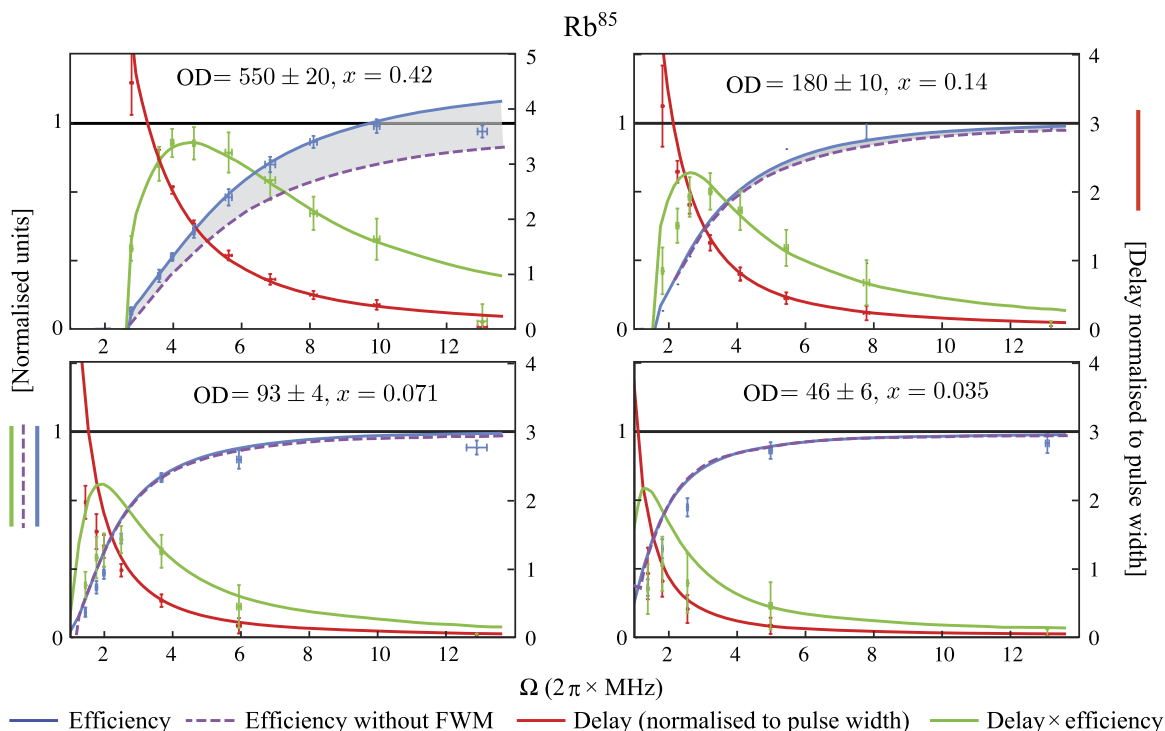


Figure 4. The efficiencies (blue) and delay times (red) for ^{85}Rb . The delay times are normalized to the $6\ \mu\text{s}$ input pulse width. The product of delay and efficiency (green) is relative to the reference input. The solid lines show the predicted values based on equation (6). The dashed purple line shows the predicted efficiency if four-wave mixing is removed from the model.

output pulses. The values for optical depths used in the model were obtained using independent off-resonance absorption measurements. The only free parameters are the decay rate, $\gamma_{gs} = (12.8 \pm 0.5)\ \text{kHz}$, and the ratio between $|\Omega|^2$ and the measured control field intensity which are fitted globally and consistently across all of the data. Other parameters can be found in [25] with $\gamma_{ge} = \pi \times 5.75\ \text{MHz}$ and $\Delta = 2\pi \times 3.035\ \text{GHz}$.

Figure 4 shows the integrated output pulse intensities and delay times for a variety of control field powers at different optical depths. The total EIT efficiency and delay times are in good agreement with the model across the entire parameter space that we explored. The theoretical EIT efficiencies corresponding to zero 4WM strength are included as a dashed line and the shaded region indicates the effect of 4WM on the efficiency of EIT. At lower optical depths, the theoretical predictions for both cases are indistinguishable with the resolution of the plot. The observed increase in efficiency is in good agreement with the simple four-level model, and contrasts with previous cold atom experiments that have speculated that 4WM reduces the efficiency [27]. At the highest optical depth achieved in our experiment, where $\text{OD} = 550 \pm 20$, the 4WM strength value was $x = 0.34$, corresponding to a regime where 4WM contributes significantly to the output signal field and additional noise photons would have a detrimental effect on the fidelity of a quantum memory.

In contrast, an experiment conducted with ^{87}Rb in the paper of Chen *et al* [15] reported high storage efficiencies with negligible 4WM at an optical depth of 156. This discrepancy in observed 4WM is a result of the different effective 4WM strength in the experiment due to the

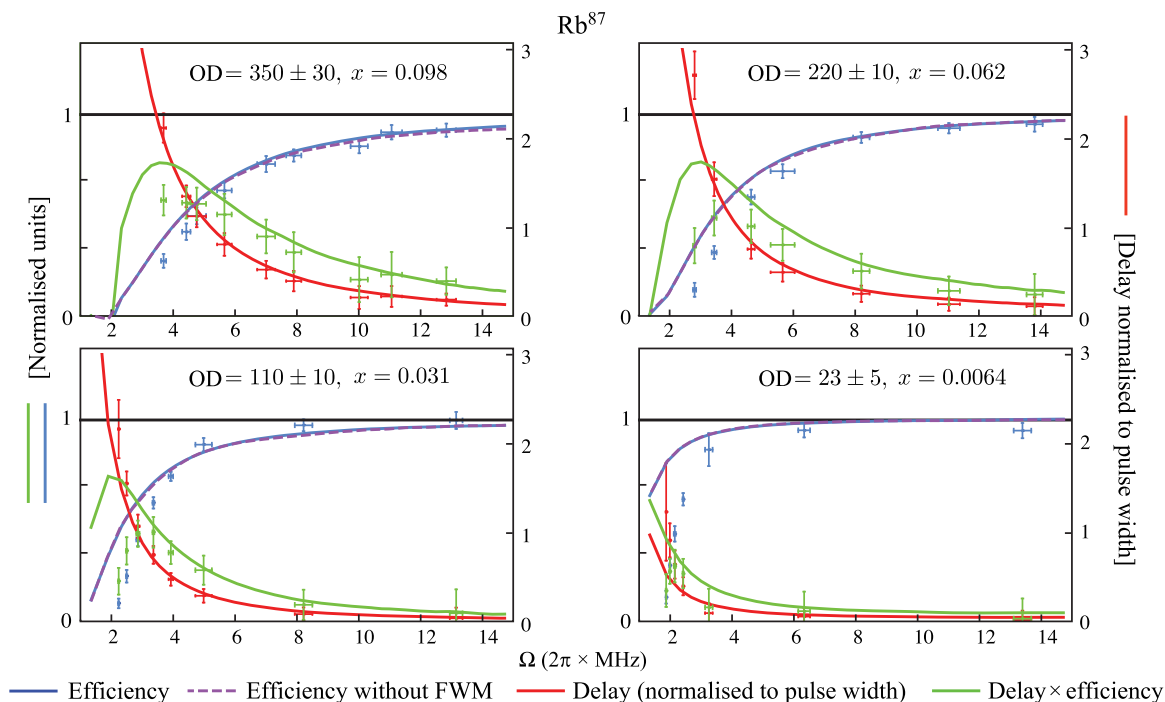


Figure 5. The efficiencies (blue) and delay times (red) for ^{85}Rb . The delay times are normalized to the $6\ \mu\text{s}$ input pulse width. The product of delay and efficiency (green) is relative to the reference input. The solid lines show the predicted values based on equation (6). The dashed purple line shows the predicted efficiency if four-wave mixing is removed from the model.

lower optical depth and larger ground-state splitting in ^{87}Rb relative to ^{85}Rb . We verified that for ^{87}Rb high delays are indeed possible with minimal 4WM by repeating the experiment with that isotope. While the maximum achieved optical depth of $\text{OD} = 350 \pm 30$ was lower than for ^{85}Rb , high delay-bandwidth products were still obtained, as is shown in figure 5. Here the effective interaction strength ratio was calculated to have a theoretical value of $\eta_{\text{eff}} = 1.33$, giving an effective 4WM strength of $x = 0.08$ for an optical depth of 350. At the resolution of the plot, a theoretical line that includes 4WM is indistinguishable from one that does not have 4WM. Our results are therefore consistent with the results of [15].

The measured efficiencies fall below those predicted by the model for small optical depths and low control field powers. The effect is present in both species of Rb but is particularly pronounced in ^{87}Rb . This may be a result of the simplification to a four-level model as it does not include the effects of optical pumping due to the control field. Our analysis relies on the assumption that the conversion between the measured control field power and the resulting effective Rabi frequency remains constant across all of the data. This assumption is not valid if the distribution of population amongst the Zeeman sub-levels varies with the control field power or the optical depth. A more thorough analysis would include the effects of optical pumping, however, this is complicated by radiation trapping in optically dense ensembles [28]. We further note that some departure from the predicted output may be a result of eddy currents in the optical bench that persist after the trapping magnetic fields are turned off.

The multimodal capacity of EIT-based memory scales poorly with increasing optical depth; at best the modal capacity is $N \approx \sqrt{D}/3$ [29]. Despite this, the optical depth achieved in

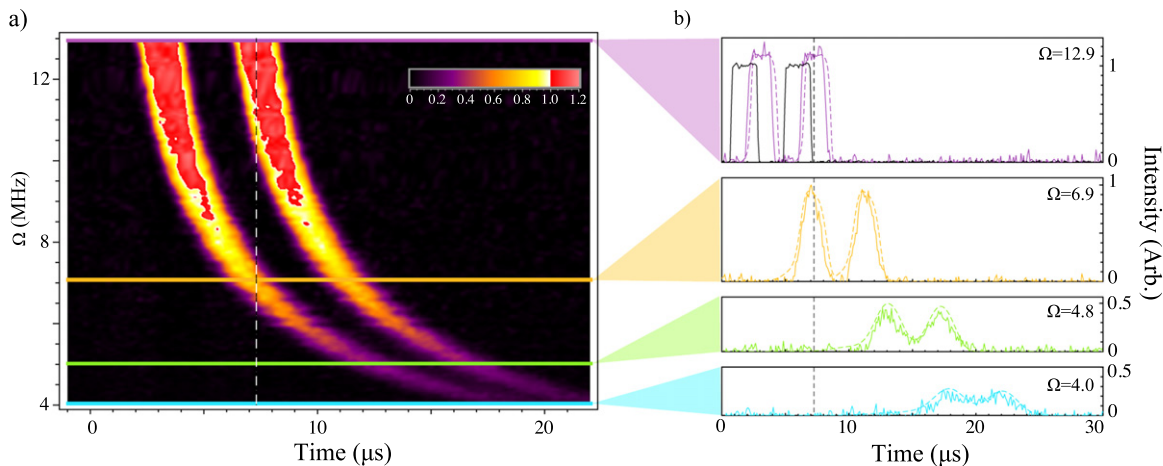


Figure 6. Temporally multimode delay of two signal pulses. Here, the large optical depth is used to slow the input pulses enough that they are both contained entirely within the atomic ensemble. Part (a) shows the output from the delay medium as the control field power is varied. Individual traces from this data are shown in (b) with the associated traces highlighted in the same color in part (a). The top trace of (b) also shows the input pulse as a reference, with some 4WM gain being apparent in the output.

our experiment was sufficient to demonstrate enough delay that two pulses were contained entirely within the ensemble simultaneously. Figure 6 shows results taken at an optical depth of (560 ± 40) demonstrating a delay-bandwidth product of ≈ 3.7 , calculated by the ratio of the delay to the transmitted pulse full-width-half-max at 50% efficiency. The optical depth achieved for this data is slightly higher than that for the data presented in figure 4. Furthermore, gain is clearly observed as we see regions where the transmission efficiency appears to be greater than unity.

5. Conclusion

We experimentally investigated slow light under the conditions of high optical-depth EIT in an ensemble of cold ^{85}Rb atoms. This is the first time that EIT has been observed at such large optical depths and we explored the role of 4WM in the EIT interaction. We found that a simple four-level model, one that has been used to theoretically predict the addition of 4WM noise [19], was in good agreement with the experiment over a wide range of optical depths and in two Rb isotopes. This provides a solid foundation for predicting the noise performance of EIT-based optical quantum memories.

In a regime with negligible 4WM, we obtained about 50% efficiency with one pulse width delay. We additionally demonstrated a delay-bandwidth product of ≈ 3.7 with 50% efficiency. Although this corresponded to a regime with some 4WM, it enabled us to perform the first demonstration of multimode delay of temporally separated pulses in an EIT slow-light experiment. When combined with techniques such as pulse-shape optimization [18] or backward-retrieval [15] the high optical depth of our ensemble should enable very high efficiency storage of optical quantum information with predictable noise due to 4WM.

Acknowledgments

We thank Liqing Chen for useful discussions. This work is funded by the Australian Research Council Centre of Excellence Program (CE110001027). WPZ acknowledges financial support from the National Basic Research Program of China (973 Program grant no. 2011CB921604) and the National Natural Science Foundation of China (grant nos. 11234003). JG is supported by the Chinese Scholarship Council overseas scholarship.

References

- [1] Marangos J P 1998 Electromagnetically induced transparency *J. Mod. Opt.* **45** 471–503
- [2] Fleischhauer M, Imamoglu A and Marangos J 2005 Electromagnetically induced transparency: optics in coherent media *Rev. Mod. Phys.* **77** 634
- [3] Boller K J, Imamolu A and Harris S 1991 Observation of electromagnetically induced transparency *Phys. Rev. Lett.* **66** 2593–6
- [4] Budker D, Kimball D, Rochester S and Yashchuk V 1999 Nonlinear magneto-optics and reduced group velocity of light in atomic vapor with slow ground state relaxation *Phys. Rev. Lett.* **83** 1767–70
- [5] Hau L V, Harris S E, Dutton Z and Behroozi C H 1999 Light speed reduction to 17 metres per second in an ultracold atomic gas *Nature* **397** 594
- [6] Harris S E, Field J E and Imamoglu A 1990 Nonlinear optical processes using electromagnetically induced transparency *Phys. Rev. Lett.* **64** 1107–10
- [7] Jain M, Xia H, Yin G Y, Merriam A J and Harris S E 1996 Efficient nonlinear frequency conversion with maximal atomic coherence *Phys. Rev. Lett.* **77** 4326–9
- [8] Harris S E and Hau L V 1999 Nonlinear optics at low light levels *Phys. Rev. Lett.* **82** 4611–4
- [9] Fleischhauer M and Lukin M D 2002 Quantum memory for photons: dark-state polaritons *Phys. Rev. A* **65** 022314
- [10] Appel J, Figueroa E, Korystov D, Lobino M and Lvovsky A I 2008 Quantum memory for squeezed light *Phys. Rev. Lett.* **100** 093602
- [11] Honda K, Akamatsu D, Arikawa M, Yokoi Y, Akiba K, Nagatsuka S, Tanimura T, Furusawa A and Kozuma M 2008 Storage and retrieval of a squeezed vacuum *Phys. Rev. Lett.* **100** 093601
- [12] Choi K S, Deng H, Laurat J and Kimble H J 2008 Mapping photonic entanglement into and out of a quantum memory *Nature* **452** 67–71
- [13] Lvovsky A I, Sanders B C and Tittel W 2009 Optical quantum memory *Nat. Photonics* **3** 706–14
- [14] Hetet G, Peng A, Johnsson M T, Hope J J and Lam P K 2008 Characterization of electromagnetically-induced-transparency-based continuous-variable quantum memories *Phys. Rev. A* **77** 012323
- [15] Chen Yi-H, Lee M-J, Wang I-C, Du S, Chen Y-F, Chen Y-C and Yu I A 2013 Coherent optical memory with high storage efficiency and large fractional delay *Phys. Rev. Lett.* **110** 083601
- [16] Gorshkov A, André A, Lukin M and Sørensen A 2007 Photon storage in Λ -type optically dense atomic media. II. Free-space model *Phys. Rev. A* **76** 033805
- [17] Boyd R W, Gauthier D J, Gaeta A L and Willner A E 2005 Maximum time delay achievable on propagation through a slow-light medium *Phys. Rev. A* **71** 023801
- [18] Phillips N B, Gorshkov A V and Novikova I 2008 Optimal light storage in atomic vapor *Phys. Rev. A* **78** 023801
- [19] Lauk N, O'Brien C and Fleischhauer M 2013 Fidelity of photon propagation in electromagnetically induced transparency in the presence of four-wave mixing *Phys. Rev. A* **88** 013823
- [20] Phillips N B, Gorshkov A V and Novikova I 2009 Slow light propagation and amplification via electromagnetically induced transparency and four-wave mixing in an optically dense atomic vapor *J. Mod. Opt.* **56** 1916–25

- [21] Phillips N B, Gorshkov A V and Novikova I 2011 Light storage in an optically thick atomic ensemble under conditions of electromagnetically induced transparency and four-wave mixing *Phys. Rev. A* **83** 063823
- [22] Simon C, Riedmatten H, Afzelius M, Sangouard N, Zbinden H and Gisin N 2007 Quantum repeaters with photon pair sources and multimode memories *Phys. Rev. Lett.* **98** 190503
- [23] Camacho R, Pack M, Howell J, Schweinsberg A and Boyd R 2007 Wide-bandwidth, tunable, multiple-pulse-width optical delays using slow light in Cesium vapor *Phys. Rev. Lett.* **98** 153601
- [24] Sparkes B M, Bernu J, Hosseini M, Geng J, Glorieux Q, Altin P a, Lam P K, Robins N P and Buchler B C 2013 Gradient echo memory in an ultra-high optical depth cold atomic ensemble *New J. Phys.* **15** 085027
- [25] Steck D A 2001 Rubidium 85 D Line Data <http://steck.us/alkalidata/rubidium85numbers.pdf>
- [26] Steck D A 2001 Rubidium 87 D Line Data <http://steck.us/alkalidata/rubidium87numbers.pdf>
- [27] Zhang S, Zhou S, Loy M M T, Wong G K L and Du S 2011 Optical storage with electromagnetically induced transparency in a dense cold atomic ensemble *Opt. Lett.* **36** 4530–2
- [28] Happer W 1972 Optical pumping *Rev. Mod. Phys.* **44** 169–249
- [29] Nunn J, Reim K, Lee K C, Lorenz V O, Sussman B J, Walmsley I A and Jaksch D 2008 Multimode memories in atomic ensembles *Phys. Rev. Lett.* **101** 260502