

Fouling assemblages associated with off-coast aquaculture facilities: an overall assessment of the Mediterranean Sea

V. FERNANDEZ-GONZALEZ and P. SANCHEZ-JEREZ

Department of Marine Sciences and Applied Biology, University of Alicante, Spain

Corresponding author: victoria.fernandez@ua.es

Handling Editor: Maria Thessalou-Legaki

Received: 8 June 2016; Accepted: 27 October 2016; Published on line: 13 February 2017

Abstract

Aquaculture facilities provide a suitable habitat for a wide group of marine species that are able to colonise and settle on artificial structures. This study aims to determine the composition of fouling communities in off-coast facilities, with special emphasis on motile epifauna and amphipods as a main group. Seventeen aquaculture sites were sampled along the Mediterranean coast, collecting samples by scraping fouling organisms directly from the ropes. Additionally, thirty publications were reviewed, in order to assess the similarity of aquaculture fouling with other fouling communities. Our results reflect that amphipods accounted for more than 80% of the epifauna associated with farms fouling communities. This characteristic epifauna was defined by seven amphipod species well-adapted to colonise and survive in these off-coast habitats. Most species common in farms have also been commonly found in harbours, marinas, and/or offshore on turtles, buoys or platforms etc., showing a great resistance to polluted areas but also to dispersal via rafting on floating objects. In this study, two exotic species were identified: *Caprella scaura* and *Stenothoe georgiana*, the latter being the first report from the Mediterranean Sea. The presence of *Jassa slatteryi* was also confirmed, underestimated until now in the Mediterranean.

Keywords: fish farms, macrofauna, amphipods, exotic species.

Introduction

The practice of intensive aquaculture by many countries has constantly increased during the last five decades (FAO, 2014). Mediterranean aquaculture is characteristically developed in off-coast areas, between 0.5 to 3 km from the shore and between 10 to 50 m water depth (Holmer, 2010), where floating net cages are the main aquaculture method for fish growth and long-lines for shellfish culture.

These aquaculture facilities work as artificial structures out at sea, which are moored to a particular position and remain there for long periods. All the structures, nets, ropes and buoys, serve as surface to colonising and settlement of coastal species transported by sea currents or through other dispersal strategies, forming the collectively termed biofouling (Sarà *et al.*, 2007; Fitridge *et al.*, 2012). The fouling community on farms differs from other off-coast fouling communities in various ways. The main differences are related to the floating features of the installation, in which the benthic communities are influenced by exposure to the hydrodynamic conditions (Perkol-Finkel *et al.*, 2008), and to the high food and nutrient levels originating from production releases (Cook *et al.*, 2006 and references therein).

Colonising organisms result in added weight and drag to the structures, reducing water flow and affecting cage

behaviour in the case of fish farms (Swift *et al.*, 2006) or damaging the farmed organisms in the case of shellfish farms (Antoniadou *et al.*, 2013). They involve additional economic cost to the aquaculture industry because of the need for cleaning to prevent negative effects on production (Ross *et al.*, 2004; Willemsen, 2005). Farms staff carries out a routine mechanical cleaning of the structures, during which most of the organisms are removed. This procedure leads to opportunities for colonisation by additional species, initiation of ecological succession and absence of climax community structure (Greene & Grizzle, 2007; Fitridge *et al.*, 2012), and this fact is the factor that differentiates farm fouling most from other fouling communities such as at harbours or oil platforms.

A wide range of literature has been published about fouling communities that develop on immersed fish-cage nets or net panels at farms (e.g. Hodson *et al.*, 1995; Cook *et al.*, 2006; Guenther *et al.*, 2010 and references therein). Bivalves, especially mussels, algae, hydroids and ascidians are the main fouling organisms found on aquaculture fish cages (Sarà *et al.*, 2007; Fitridge *et al.*, 2012) and shellfish long-lines (Antoniadou *et al.*, 2013). These benthic sessile organisms can act as ecosystem engineers, creating biogenic habitats through the provision of an additional biofouling surface, shelter or food for associated flora and motile fauna (Roberts *et al.*, 2008 and references therein). Moreover, macroinvertebrate fauna present in fouling are able to

assimilate the organic matter derived from coastal fish farms, reducing production waste and its accumulation on the seabed (Gonzalez-Silvera *et al.*, 2015). However, alongside native species, alien species could also reach these off-coast structures (Minour *et al.*, 2012). Off-coast farms are thus potential vectors for introductions and secondary spread of alien species (Fernandez-Gonzalez & Sanchez-Jerez *et al.*, 2013).

Published information on motile fauna associated with aquaculture fouling is still scarce. Several studies highlight the presence of amphipods, especially caprellids, occurring in high numbers and/or biomass in fish farms (Cook *et al.*, 2006; Greene & Grizzle, 2007; Guenther *et al.*, 2010; Fernandez-Gonzalez *et al.*, 2014; Gonzalez-Silvera *et al.*, 2015), but little is known about the species involved and their distribution, particularly in the Mediterranean Sea.

The overall objective of the present study was to explore the composition of fouling assemblages on aquaculture facilities, mainly fish farms, around the Mediterranean Sea, aiming to: (1) determine the species composition of sessile organisms acting as ecosystem engineers; (2) assess the importance of amphipods as the main motile fauna group associated with fish farm fouling in the Mediterranean; (3) define amphipod species composition, with special emphasis on the presence of exotic species, evaluating possible large-scale changes from western to eastern Mediterranean; (4) analyse the interaction between biogenic habitats and abundance of the main epifauna species; and finally, (5) compare aquaculture fouling with other fouling communities

such as those in harbours and marinas, and on offshore structures and floating elements.

Materials and Methods

Sample collection

A total of seventeen off-coast aquaculture facilities were sampled around the Mediterranean coast as part of a qualitative study: nine in Spain (one in Málaga, one Granada, one Murcia, four Alicante, two Tarragona), one in Italy (Follonica), two in Tunisia (Ghar el Mesh and Mahdia), two in Malta (Qawra and Il-Hofriet), two in Croatia (Brac and Ugljan) and one in Greece (Crete). The sites included sea cages stocked with farmed gilthead sea bream *Sparus aurata* and European sea bass *Dicentrarchus labrax*, and young Atlantic bluefin tuna *Thunnus thynnus* from the wild, shellfish longlines stocked with *Ostrea edulis*, and an inactive fish farm, which still has all its structures except net-pens and had not been in production for the previous two years. More information about each farm, such as locality, sampling date, cultured species and number and type of replicates is included in Table 1. Main differences between the three kinds of farms are related to the use of an external source of feed (formulated fish pellets for sea bream and sea bass, whole bait fish for tuna and no external feed for shellfish), the composition of faeces and pseudo-faeces (carnivorous species vs filter feeders) and the location and size of the farms (larger and deeper for tuna farms). Studied farms can be also influenced by general sea water features of the two Mediterranean basins separated by the Sicilian Channel, where sea water of

Table 1. Information on sampling work, including location, sampling date and cultured species from each aquaculture facility, as well as number of replicates and kind of habitat.

Country	Locality	Latitude /Longitude	Date	Cultured species	Replicates	Habitats
Spain	Malaga	36° 42.32' N / 4° 21.51' W	May 2010/ November 2012	Sea bass –Sea bream	2	Hydroids, Mussels
Spain	Granada	37° 13.79' N / 01° 44.80' W	May 2010	Sea bass –Sea bream	1	Non dominant species
Spain	Murcia	37° 48.93' N / 0° 41.73' W	May 2010	Sea bass –Sea bream	1	Mussels
Spain	Alicante A	38° 6.01' N / 0° 36.02' W	June 2010	Inactive	2	Non dominant species
Spain	Alicante B	38° 5.32' N / 0° 36.06' W	July 2010	Sea bass –Sea bream	3	Algae, Hydroids, Mussels
Spain	Alicante C	38° 5.24' N / 0° 36.02' W	September 2010/ March 2011	Sea bass –Sea bream	4	Algae, Hydroids, Mussels, Anemones
Spain	Alicante D	38° 9.03N / 0° 32.12 W	July 2011	Oyster	2	Algae, Mussels
Spain	Tarragona A	40° 52.73' N / 0° 48.50' E	October 2010	Sea bass –Sea bream	1	Non dominant species
Spain	Tarragona B	40° 31.86' N / 0° 35.28' E	October 2010	Sea bass –Sea bream	2	Non dominant species
Italy	Follonica	42° 54.86' N / 10° 38.54' E	April 2011	Sea bass –Sea bream	1	Non dominant species
Malta	Qawra	35° 97.1' N / 14° 41.5' E	October 2010	Tuna	1	Non dominant species
Malta	Il-Hofriet	35° 83.98' N / 14° 56.4' E	February 2011	Tuna	1	Non dominant species
Croatia	Brac	43°17.73' N / 16° 27.60' E	October 2010	Tuna	4	Non dominant species
Croatia	Ugljan	44° 01.67' N / 15° 13.17' E	October 2010	Tuna	4	Non dominant species
Greece	Crete	35° 35.05' N / 25°14.99' E	September 2010	Sea bass –Sea bream	3	Algae, Hydroids, Mussels
Tunisia	Ghar el Melh	37° 19.0' N / 10°16.83' E	May 2013	Sea bass –Sea bream	1	Algae
Tunisia	Mahdia	35° 27 34' N / 11°05.68' E	May 2013	Sea bass –Sea bream	1	Algae

eastern basin is warmer, saltier and more oligotrophic than that of the western basin (Millot & Taupier-Letage, 2005; Tanhua *et al.*, 2013).

Samples were collected from each farm by scraping fouling organisms from shallow mooring ropes (1-10 m depth). At least 20 cm of each rope was thereby cleared per sample. The off-coast hydrodynamic conditions caused considerable movement of all structures, impeding a quantitative analysis due to the possible loss of individuals. The samples were sieved through a 500 µm mesh with seawater and subsequently preserved in 4% formalin seawater solution. In the laboratory, all motile epifaunal species and sessile organisms were sorted and identified, if possible to species level. Epifaunal individuals per sample were counted and sessile organisms were dried at 100°C and weighed.

Statistical analysis

Since Amphipoda was the most abundant taxon in epifaunal assemblages, only data for these species were statistically analysed exclusively. A non-metric multidimensional scaling (MDS; Clarke & Warwick, 1994) was used to explore differences in assemblage composition along the Mediterranean coast. Since it was considered a qualitative study, relative abundances of amphipods formed a matrix of similarities using the Bray–Curtis coefficient. The percentage similarities procedure (SIMPER) was then used to calculate the contribution of each species to the similarity in each zone: western, central and eastern Mediterranean. Multivariate statistical analyses were performed using PRIMER-E software (PRIMER software; Clarke & Gorley, 2006).

Sessile organisms, considered as ecosystem engineers, were classified into five classes of habitats: algae, hydroids, bryozoans, bivalves and others. A redundancy analysis (RDA) was used as an ordination method to study the relationship between amphipod species and habitat variables. Due to differing sampling procedures, the total amount of each habitat could not be calculated in some samples and RDA was performed including Spanish, Tunisian and Croatian samples. The resulting ordination biplot approximated the weighted average of each species with respect to each of the habitat variables, both represented as arrows. The length of these arrows indicated the relative weight of that factor, while the angle between arrows indicated the degree of correlation between two environmental factors. A Monte Carlo test with 999 permutations ensured the significance of the canonical axes. This analysis was performed using the software package CANOCO 4.5 (ter Braak & Smilauer, 2002).

Literature analysis

A comparison of similarity among amphipod assemblages associated with fish-farm fouling, harbours

or marinas and other marine elements such as offshore platforms, floating devices or turtles was conducted based on published data on their occurrence. Thirty publications were reviewed (25 peer-reviewed articles, 1 book and 4 conference papers), limited to studies carried out in the Mediterranean Sea.

Results

Sessile organisms at aquaculture facilities were mainly represented by eleven taxa of algae (*Jania* sp., *Polysiphonia* spp., *Spyridia filamentosa*, *Ceramium* spp., *Antithamnion cruciatum*, *Sphacelaria* sp., *Cladophora* spp., *Acinestospora crinita*, *Gelidium crinale*, *Hydroclathrus clathratus*, *Cystoseira compressa* as more representative), five hydroids (*Obelia* sp., *Tubularia* sp., *Eudendrium* sp., *Aglaophenia* sp., *Pennaria disticha*), three bryozoans (*Aetea anguina*, *Bugula neritina*, *Schizoporella errata*), four bivalves (mainly *Mytilus galloprovincialis*, *Ostraea edulis*, *Musculus* spp., *Hiatella arctica*), one anthozoan (*Actinia* spp.), one echinoderm (*Antedon* sp.) and one crustacean (*Chthamalus* sp.).

A total of 40878 individuals from motile epifaunal assemblages were identified. Amphipods, with 37644 specimens representing between 79.2 – 99.5 % of the macrofauna associated with fish-farm fouling, were the dominant group above polychaetes (0.1- 28.9 %), tanaidaceans (0.03-15.9%) and pantopods (0.05 – 5.2 %) (Table 2). Twenty-two species of amphipods were identified, of which seven were classified as frequent in farms fouling, being present in up to 50 % of the samples: *Elasmopus rapax*, *Caprella equilibra*, *Stenothoe tergestina*, *Jassa marmorata*, *Jassa slatteryi*, *Erichthonius punctatus* and *Caprella dilatata* (Table 3). These seven species also showed the highest dominance values in the whole amphipod assemblage (Table 3). Two exotic species were detected in this study: *Caprella scaura* and *Stenothoe georgiana* (Fig. 1), the latter being reported for the first time in the Mediterranean Sea. Additionally, this study confirms the presence of *J. slatteryi* in the Mediterranean; it is the second time this species is reported for this area, with seven new records: three in Spain (Granada, Alicante and Tarragona), two in Malta (Qawra and Il-Hofriet) and two in Croatia (Brac and Ugljan).

Table 2. Percentage contribution of the main taxonomic groups to epifauna abundance.

Taxonomic group	% Dominance
Amphipoda	79.24 - 99.50
Polychaeta	0.10 - 28.91
Tanaidacea	0.03 - 15.90
Pantopoda	0.05 - 5.23
Nematoda	0.03 - 1.31
Others (Gastropoda, Decapoda, Nemertea Echinodermata, Isopoda, Platyhelminthes and Sipuncula)	0.01 - 1.42

Table 3. Amphipod species present in fish-farm fouling in this study.

Species	Abbrev.	% Freq.	% Mean Dom.
<i>Ampithoe ramondi</i> Audouin, 1826	Aramo	6.06	0.31
<i>Aora spinicornis</i> Afonso, 1826	Aspin	3.03	0.01
<i>Aora gracilis</i> (Bate 1857)	Agrac	3.03	0.04
<i>Caprella dilatata</i> Krøyer, 1843	Cdila	54.55	9.89
<i>Caprella equilibra</i> Say, 1818	Cequi	81.82	7.53
<i>Caprella grandimana</i> (Mayer, 1882)	Cgran	3.03	0.55
<i>Caprella scaura</i> Templeton, 1836	Cscau	27.27	5.59
<i>Apocorophium acutum</i> (Chevreux, 1908)	Aacut	6.06	1.24
<i>Monocorophium insidiosum</i> (Crawford, 1937)	Minsi	3.03	0.00
<i>Cymadusa filosa</i> Savigny, 1816	Cfilo	6.06	0.29
<i>Elasmopus rapax</i> Costa, 1853	Erapa	96.97	19.50
<i>Erichthonius punctatus</i> (Bate, 1857)	Epunc	63.64	10.54
<i>Gammaropsis maculata</i> (Johnston, 1828)	Gmacu	24.24	2.61
<i>Hyale perieri</i> (Lucas, 1849)	Hperi	6.06	0.13
<i>Jassa marmorata</i> Holmes, 1905	Jmarm	75.76	17.50
<i>Jassa slatteryi</i> Conlan, 1990	Jslat	75.76	10.53
<i>Stenothoe georgiana</i> Bynum & Fox, 1977	Sgeor	12.12	1.19
<i>Stenothoe cattai</i> Stebbing, 1906	Scatt	12.12	2.30
<i>Stenothoe tergestina</i> (Nebeski, 1881)	Sterg	81.82	12.52
<i>Stenothoe valida</i> Dana, 1852	Svali	33.33	0.57
<i>Phthisica marina</i> Slabber, 1769	Pmari	3.03	0.00

The MDS analysis (Fig. 2) showed a separation of amphipod assemblages among western, central and eastern Mediterranean regions. Samples from the Adriatic Sea (Croatia), however, were more similar to those from the eastern Mediterranean (Greece). The SIMPER analysis showed that the species contributing most to the similarity of western Mediterranean were *J. marmorata*, *C. equilibra*, *S. tergestina* and *J. slatteryi*, while for the eastern Mediterranean they were *E. rapax*, *S. tergestina*, *A. ramondi* and *S. cattai*. In the central Mediterranean, they were *C. dilatata* and *E. punctatus* in the Ionian Sea and mainly by *E. rapax*, *C. scaura* and *G. maculata* in the Adriatic (Table 4).

No significant differences were found between habitat variables and axes in the RDA analysis. However, some species seemed to be related to certain habitats. For example, *E. rapax* tends to appear in habitats with high presence of algae or hydroids, *C. equilibra* with bivalves and hydroids and *J. marmorata* and *J. slatteryi* with bryozoans (Fig. 3).

The comparison of species found in aquaculture fouling with other fouling assemblages such as those found in harbours, floating elements or off-coast structures is shown in Figure 4. *Elasmopus rapax*, *E. punctatus* and *J. marmorata*, three of the most common species at farms,

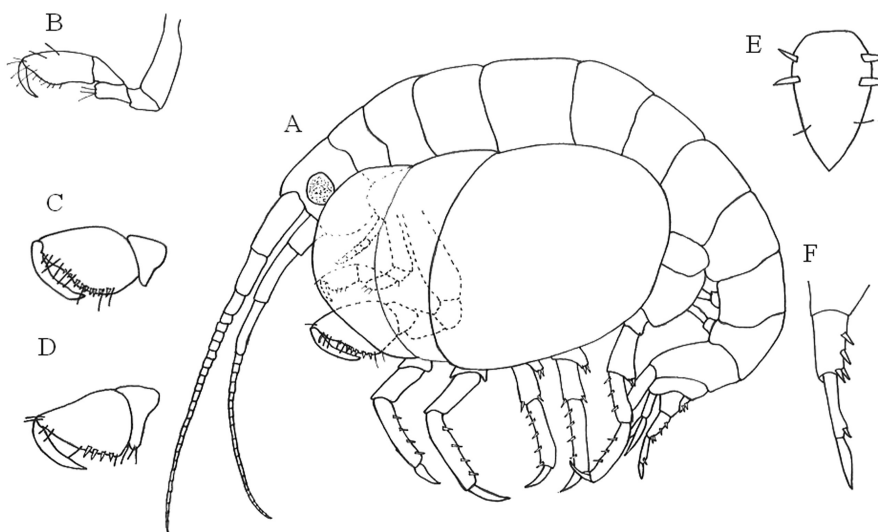


Fig. 1: *Stenothoe georgiana* (original drawing) A: Habitus of *S. georgiana* (male); B: Gnathopod 1; C: Gnathopod 2 (male); D: Gnathopod 2 (female); E: Telson and F: Uropod 3.

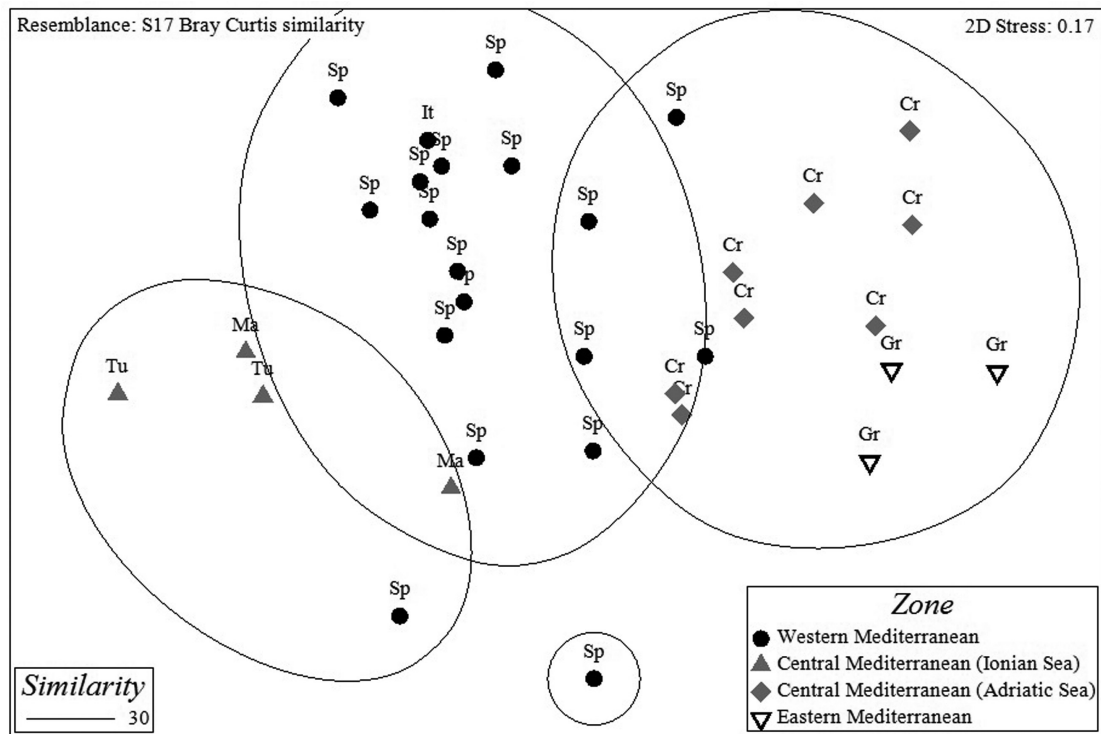


Fig. 2: Non-metric multi-dimensional scaling (MDS) plot in two dimensions of amphipod species composition from western, central and eastern Mediterranean Sea. Sp: Spain; It: Italy; Ma: Malta; Tu: Tunisia; Cr: Croatia; and Gr: Greece.

Table 4. Summary of SIMPER analysis results showing the average similarities and the percentage contribution of the most important amphipod species in farms fouling of each area of the Mediterranean Sea. WM: Western Mediterranean; CM: Central Mediterranean; EM: Eastern Mediterranean; Io: Ionian Sea.

	Similarity					Dissimilarity				
	WM	CM (Io.)	CM (Ad.)	EM	WM vs Io	WM vs Ad	WM vs EM	Io vs Ad	Ad vs EM	Io vs EM
Average	54.6	53.3	67.8	57.4	57.2	59.2	74.1	75.5	60.1	88.5
<i>Jassa marmorata</i>	24.4	45.4				11.7	14.3			15.1
<i>Caprella equilibra</i>	17.9		7.4		10.1		10.7			
<i>Stenothoe tergestina</i>	17.5		12.3	17.7	13.6					
<i>Jassa slatteryi</i>	16.2				11.7		10.9			
<i>Elasmopus rapax</i>	9.5		30.0	62.8		11.2	14.4	15.8		20.6
<i>Erichthonius punctatus</i>	7.2	7.6	5.2		11.2					
<i>Caprella dilatata</i>		40.3			17.9			15.8		17.8
<i>Caprella scaura</i>			23.2			16.3		13.8	18.6	
<i>Gammaropsis maculata</i>			13.2			11.3		10.1	12.8	
<i>Ampithoe ramondi</i>				8.7						
<i>Stenothoe cattai</i>				6.1					9.07	

have been widely reported in harbours and off-shore on turtles, buoys, platforms, etc., along Mediterranean coasts. Contrasting cases are *A. acutum* and the invasive species *C. scaura*, frequently reported in harbours along the Mediterranean; their presence at off-coast fish farms are low or even non-existent. Differences between Mediterranean basins are also observed in published data where the most abundant caprellids at farms, *C. equilibra* and *C. dilatata*,

are mainly found on harbours and off-coast elements on western and central Mediterranean Sea, while the gammarids *A. ramondi* or *Dexamine spiniventris* are almost exclusively reported on harbours at eastern Mediterranean. Finally, the presence of *Caprella acanthifera*, *Stenothoe valida*, *Stenothoe cattai* and *Phtisica marina* in other fouling communities is also recorded, whereas these species are rarely found in aquaculture facilities.

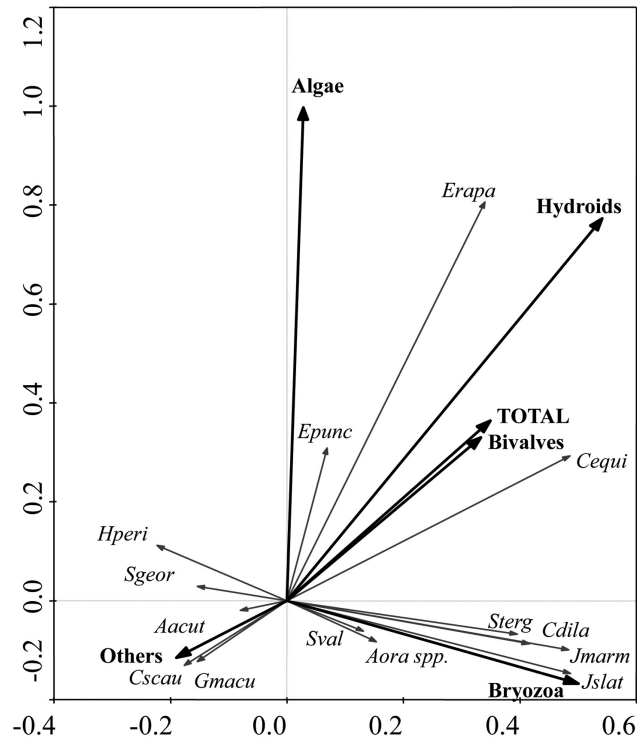


Fig. 3: RDA ordination diagrams for amphipod abundance and habitat data. Abbreviations are shown in Table 3.

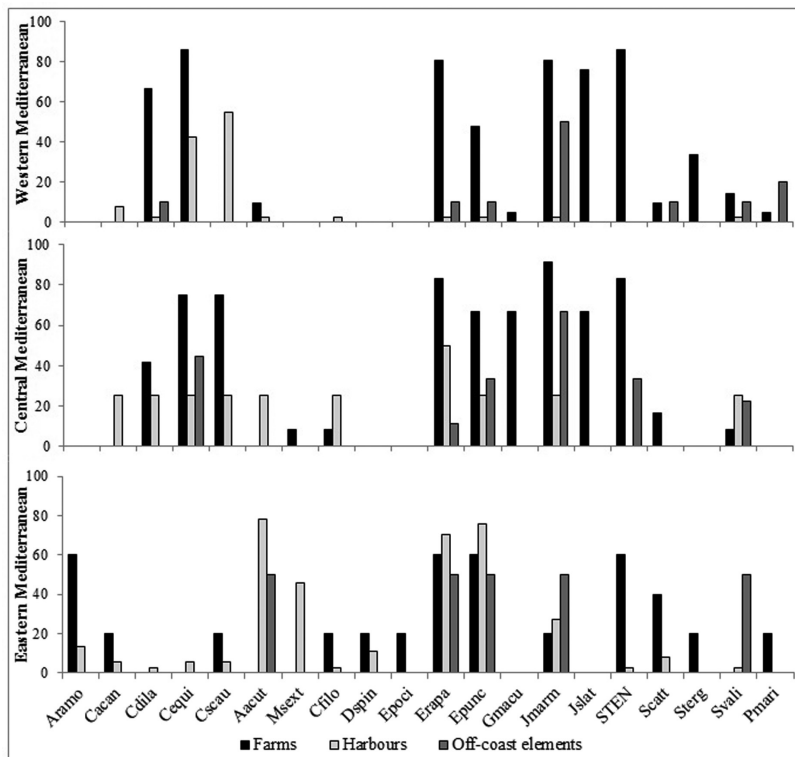


Fig. 4: Comparison of frequency of occurrence based on presence/absence data of amphipod species in farms fouling of this study and that in farms, harbours and off-coast elements (platforms, buoys, marine debris, ships and turtles) of published bibliography of the western (n=12), central (n= 8) and eastern (n=12) Mediterranean sea. Abbreviations are shown in Table 3, except for: Cacan: *Caprella acanthifera*; Msxt: *Monocorophium sextonae*; Dspin: *Dexamine spiniventris*; Epoci: *Elasmopus pocillimanus* and STEN: *Stenothoe* sp. Data were published in: Ruffo, 1998; Relini *et al.*, 1998; Relini *et al.*, 1999; Relini *et al.*, 2000; Baxevanis & Chintiroglou, 2000; Aliani & Molcard, 2003; Karalis *et al.*, 2003; Chintiroglou *et al.*, 2004a; Chintiroglou *et al.*, 2004b; Kitsos *et al.*, 2005; Sconfietti *et al.*, 2005; Ramadan *et al.*, 2006; Cook *et al.*, 2006; Savini *et al.*, 2006; Krapp *et al.*, 2006; Muscat *et al.*, 2007; Çinar *et al.*, 2008; Cabezas *et al.*, 2010; Zakhama-Sraieb *et al.*, 2010; Antoniadou *et al.*, 2011; Bakir & Katagan, 2011; Ros *et al.*, 2013; Krapp-Schickel, 2013; Fernandez-Gonzalez & Sanchez-Jerez, 2013; Ros *et al.*, 2014; Domenech *et al.*, 2015; Gonzalez-Silvera *et al.*, 2015; Guerra-Garcia *et al.*, 2015; Krapp-Schickel *et al.*, 2015; Ros *et al.*, 2015.

Discussion

Fouling communities at aquaculture facilities in the Mediterranean Sea were represented by algae (11 species), hydroids (5 species), bryozoans (3 spp), bivalves (4 spp) and others groups (3 spp). These sessile organisms act as ecosystem engineers, creating habitats for an associated fauna dominated largely by amphipods. Seven amphipod species were detected as frequent and dominant in samples from different points of the Mediterranean. Thus, the gammarids *E. rapax*, *J. marmorata*, *J. slatteryi*, *E. punctatus* and *S. tergestina* and the caprellids *C. equilibra* and *C. dilatata* can be considered characteristic of fish-farm fouling, being well-adapted to colonise and survive in these off-coast habitats.

Despite this homogeneity in amphipod assemblage, the whole species composition and the relationships among the dominant species show a gradient from western to eastern Mediterranean. Differences between eastern, central and western Mediterranean were based on the greater presence of *S. cattai* and *A. ramondi* in the aquaculture facilities of the eastern Mediterranean, of *C. scaura* and *G. maculata* in the Adriatic and *J. slatteryi* in the western Mediterranean. The distributions of all these species are not exclusive to these areas, as they are found across the Mediterranean (Ruffo, 1998; Ros *et al.* 2014; Krapp-Schickel *et al.*, 2015), but their higher presence in a specific area may drive a higher probability of spreading to off-coast areas. This is the case of *A. ramondi* which has been exclusively reported from harbours of eastern Mediterranean (Chintiroglou *et al.*, 2004a, b) and was found only in farms of this part of the Mediterranean or the case of non-indigenous *C. scaura*, which was commonly found in tuna farms of the Adriatic Sea, where its first Mediterranean occurrence was recorded (Krapp *et al.*, 2006) and thus its presence spanning longer time. In any case, samples from the eastern Mediterranean and Adriatic were more similar than those from the west, whereas those from Malta and Tunisia together showed a position separated from the western Mediterranean. This gradient may be related to the different oceanographic conditions in the two basins of the Mediterranean Sea and the different inflows from the Atlantic, the Red Sea and the Po River (Millot & Taupier-Letage, 2005; Tanhua *et al.*, 2013).

Two exotic species were detected in this study: *S. georgiana* and *C. scaura*. The gammarid *S. georgiana* was first described from a fouling community on a pier in North Carolina, characterised by sponges and bryozoans (Bynum & Fox, 1977). In this study, individuals of *S. georgiana* were found within algae, anemone and mussel habitats at the Alicante and Murcia localities and this is the first report in the Mediterranean Sea. The presence of the other non-indigenous species *C. scaura* in the Mediterranean fish farms was already discussed (Fernandez-Gonzalez & Sanchez-Jerez, 2013). It has commonly been reported on the shoreline of the Mediterranean (Krapp *et al.*, 2006;

Martínez & Adarraga, 2008; Ben Souissi *et al.*, 2010; Bakir & Katagan, 2011; Ros *et al.*, 2014) but its presence at off-coast fish farms is still low. Clearly aquaculture facilities are providing suitable habitat and can act as a new dispersal vector to favour the invasion success of exotic species in the Mediterranean (Fernandez-Gonzalez & Sanchez-Jerez, 2013).

From this study, relationships between some of the amphipod species and particular habitats can be suggested. For example, *E. rapax* seems to show higher abundances in algal habitats, which is consistent with previous reports (Ruffo, 1998; Ortiz & Jimero, 2003) and *Jassa* species seem to be related to bryozoans and the provision of living space, also previously reported in the bibliography (Franz, 1989; Conradi *et al.*, 2000). Special associations of amphipods with different sessile organisms such as molluscs (Vader & Tandberg, 2013), bryozoans (Lörz *et al.*, 2014; Gillon *et al.*, 2016), ascidians (Vader, 1984; White & Reimer, 2012), hydroids (Ros & Guerra-García, 2012; Guerra-García *et al.* 2014; Tandberg & Vader, 2015), anemones (Vader, 1983; Krapp-Schickel *et al.*, 2015) or sponges (Poore *et al.*, 2000) have been described in marine environment. However, further studies are necessary to ascertain the relationship between each sessile bioengineering species and the inhabiting amphipods of farms fouling.

The comparison of amphipod species in aquaculture fouling with other fouling assemblages from harbours, floating elements or off-coast structures showed that five of the most common species in farms (*E. rapax*, *E. punctatus* and *J. marmorata*, *C. dilatata*, *C. equilibra*) have been commonly found in harbours and offshore on turtles, buoys or platforms, among others. This reflects a great resistance to polluted areas but also to dispersal via rafting on floating objects, which contributes to their cosmopolitan distribution and high presence in aquaculture facilities. Despite their high presence on fish farms in the present study, the gammarids *J. slatteryi* and *S. tergestina*, have been not previously reported in other kinds of fouling. This study confirmed the presence of *J. slatteryi* in the Mediterranean, providing seven new records. This cosmopolitan species was first reported from artificial substrates in a marine cave of the western Mediterranean (Alboran Sea) by Beermann (2013) and Navarro-Barranco *et al.* (2015). *Jassa* species showed wide polymorphism with frequent co-occurrence of several species in the same area, which could lead to taxonomic confusion (Beermann, 2013). Given the cosmopolitan distribution of *J. slatteryi*, its presence in the Mediterranean has probably been underestimated due to a mixture of *Jassa* individuals being attributed to a single species of for example *J. marmorata* or *J. cadetta* (Navarro-Barranco, 2015). Separately, *S. tergestina*, although it has not been reported previously in fouling habitats, is common in natural habitats such as algae (Vazquez-Luis *et al.*, 2008; Izquierdo & Guerra-García, 2011), mussels (Kalkan *et*

al., 2006), soft-bottoms (Sezgin *et al.*, 2007; Fernandez-Gonzalez *et al.*, 2016) or bryozoans (Conradi *et al.*, 1997; Conradi & Lopez-Gonzalez, 1999), which may be present as biogenic habitats within the fish-farm fouling (Fitridge *et al.*, 2012).

Other species such as *A. acutum*, *C. acanthifera*, *C. scaura*, *S. valida*, *S. cattai* and *P. marina* are frequently found in harbours, on buoys, ships or marine debris; however they are rarely detected at fish farms and in lower abundances than other species. These species, capable of colonising off-coast structures, seem to be worse competitors for space or food than the species already established in fish-farm fouling. The routine cleaning of cages by fish-farm staff removes most organisms and allows ecological succession to initiate, favouring r-strategy species (Greene & Grizzle 2007; Fitridge *et al.*, 2012).

The aforementioned absence of climax community structure due to mechanical cleaning, together with the high nutrient levels and specific location of aquaculture facilities provides a unique habitat for fouling species (Fernandez-Gonzalez & Sanchez-Jerez, 2013). This study highlights the importance of the associated fauna, particularly amphipods in fish farms of the Mediterranean Sea. Fish farms are able to maintain high population densities of amphipods that presumably support high predation rates by fish or other fauna aggregated around the cages (Deudero & Morales-Nin, 2001; Arechavala-Lopez *et al.*, 2011, 2012). More studies are necessary to quantify the real densities reached by amphipod species and their relationship to a specific habitat in order to assess their ecological role on artificial structures.

Acknowledgements

We would like to thank Joseph A. Borg (University of Malta), Lydia Png and Nikolaos Papandroulakis (Hellenic Centre for Marine Research, Greece), Tanja Segvic (Institute of Oceanography and Fisheries of Split, Croatia), Paolo Tomassetti (ISPRA, Italy), Houssam Hamza (National Agronomic Institute of Tunisia, Tunisia), Felipe Aguado (IMIDA, Spain), Ignasi Gairin (IRTA, Spain) and Pablo Ávila (Junta de Andalucía, Spain), for kindly providing fouling samples. We are also grateful to Marc Terradas for helping us with algae identification and Traudl Krapp-Schickel and Jan Beerman for confirming the presence of *S. georgiana* and *J. slatteryi*, respectively, in our samples. English proof-reading was carried out by Guido Jones. This work is part of the doctoral thesis of V.F.-G.

References

Aliani, S., Molcard, A., 2003. Hitch-hiking on floating marine debris: macrobenthic species in the Western Mediterranean Sea. *Hydrobiologia*, 503, 59-67.

- Antoniadou, C., Sarantidis, S., Chintiroglou, C., 2011. Small-scale spatial variability of zoobenthic communities in a commercial Mediterranean port. *Journal of the Marine Biological Association of the United Kingdom*, 91 (01), 77-89.
- Antoniadou, C., Voultsiadou, E., Rayann, A., Chintiroglou, C., 2013. Sessile biota fouling farmed mussels: diversity, spatio-temporal patterns, and implications for the basibiont. *Journal of the Marine Biological Association of the United Kingdom*, 93 (06), 1593-1607.
- Arechavala-Lopez, P., Sanchez-Jerez, P., Bayle-Sempere, J., Fernandez-Jover, D., Martinez-Rubio, L. *et al.* 2011. Direct interaction between wild fish aggregations at fish farms and fisheries activity at fishing grounds: a case study with *Boops boops*. *Aquaculture Research*, 42 (7), 996-1010.
- Arechavala-Lopez, P., Uglem, I., Fernandez-Jover, D., Bayle-Sempere, J. T., Sanchez-Jerez, P., 2012. Post-escape dispersion of farmed seabream (*Sparus aurata* L.) and recaptures by local fisheries in the Western Mediterranean Sea. *Fisheries Research*, 121, 126-135.
- Bakır, K., Katağan, T., 2011. On the occurrence of *Caprella scaura* Templeton, 1836 (Crustacea: Amphipoda) in Turkish waters. *Zoology in the Middle East*, 52 (1), 125-126.
- Baxevanis, A., Chintiroglou, C., 2000. Peracarida crustacean populations of the artificial hard substratum in N. Michaniona (N. Aegean). *Belgian Journal of Zoology*, 130 (1), 9-14.
- Biermann, J., 2013. *Ecological differentiation among amphipod species in marine fouling communities: studies on sympatric species of the genus Jassa Leach, 1814 (Crustacea, Amphipoda)*. Ph.D. thesis, University of Berlin, Germany, 98 pp.
- Ben Souissi, J., Kahri, C., Ben Salem, M., Zaouali, J., 2010. Les especes non indigenes du macrobenthos des lagunes du sud-est tunisien: point sur la situation. *Rapport du Commission Internationale pour l'Exploration Scientifique de la Mer Méditerranée*, 39, 449.
- Bynum, K.F., Fox, R.S., 1977. New and noteworthy amphipod crustaceans from North Carolina, U.S.A. *Chesapeake Science*, 18 (1), 1-33.
- Cabezas, M.P., Guerra-García, J.M., Baeza-Rojano, E., Redondo-Gómez, S., Figueroa, M.E., *et al.*, 2010. Exploring molecular variation in the cosmopolitan *Caprella penantis* (Crustacea: Amphipoda): results from RAPD analysis. *Journal of the Marine Biological Association of the United Kingdom*, 90 (3), 617-622.
- Caine, E.A., 1998. First case of caprellid amphipod-hydrozoan mutualism. *Journal of Crustacean Biology*, 18, 317-320.
- Chintiroglou, C.C., Antoniadou, C., Baxevanis, A., Damianidis, P., Karalis, P. *et al.* 2004a. Peracarida populations of hard substrate assemblages in ports of the NW Aegean Sea (eastern Mediterranean). *Helgoland Marine Research*, 58 (1), 54-61.
- Chintiroglou, C.C., Damianidis, P., Antoniadou, C., Lantzouni, M., Vafidis, D., 2004b. Macrofauna biodiversity of mussel bed assemblages in Thermaikos Gulf (northern Aegean Sea). *Helgoland Marine Research*, 58 (1), 62-70.
- Clarke, K.R., Warwick, R.M., 1994. Similarity-based testing for community pattern: the 2-way layout with no replication. *Marine Biology*, 118, 167-176.
- Clarke, K.R., Gorley, R.N., 2006. *PRIMER v6: User Manual/Tutorial*. PRIMER-E: Plymouth.
- Çinar, M.E., Katağan, T., Koçak, F., Öztürk, B., Ergen, Z. *et al.* 2008. Faunal assemblages of the mussel *Mytilus galloprovincialis* in and around Alsancak Harbour (Izmir

- Bay, eastern Mediterranean) with special emphasis on alien species. *Journal of Marine Systems*, 71 (1), 1-17.
- Conradi, M., López-González, P.J., 1999. The benthic Gammaridea (Crustacea, Amphipoda) fauna of Algeciras Bay (Strait of Gibraltar): distributional ecology and some biogeographical considerations. *Helgoland marine research*, 53 (1), 2-8.
- Conradi, M., López-González, P.J., Cervera, J.L., García-Gómez, J.C., 2000. Seasonality and spatial distribution of peracarids associated with the bryozoan *Bugula neritina* in Algeciras Bay, Spain. *Journal of Crustacean Biology*, 20 (2), 334-349.
- Conradi, M., López-González, P.J., García-Gómez, C., 1997. The amphipod community as a bioindicator in Algeciras Bay (Southern Iberian Peninsula) based on spatio-temporal distribution. *P. S. Z. N. Marine Ecology*, 18 (2), 97-111.
- Cook, E.J., Black, K.D., Sayer, M.D.J., Cromey, C.J., Angel, D.L. et al. 2006. The influence of caged mariculture on the early development of sublittoral fouling communities: a pan-European study. *ICES Journal of Marine Science: Journal du Conseil*, 63 (4), 637-649.
- Deudero, S., Morales-Nin, B., 2001. Prey selectivity in planktivorous juvenile fishes associated with floating objects in the western Mediterranean. *Aquaculture Research*, 32 (6), 481-490.
- Domènech, F., Badillo, F.J., Tomás, J., Raga, J.A., Aznar, F. J., 2015. Epibiont communities of loggerhead marine turtles (*Caretta caretta*) in the western Mediterranean: influence of geographic and ecological factors. *Journal of the Marine Biological Association of the United Kingdom*, 95 (04), 851-861.
- FAO, 2014. *The State of World Fisheries and Aquaculture 2016*. Food and Agricultural Organization of the United Nations, Rome.
- Fernandez-Gonzalez, V., Fernandez-Jover, D., Toledo-Guedes, K., Valero-Rodriguez, J. M., Sanchez-Jerez, P., 2014. Nocturnal planktonic assemblages of amphipods vary due to the presence of coastal aquaculture cages. *Marine Environmental Research*, 101, 22-28.
- Fernandez-Gonzalez, V., Martinez-Garcia, E., Sanchez-Jerez, P., 2016. Role of fish farm fouling in recolonisation of nearby soft-bottom habitats affected by coastal aquaculture. *Journal of Experimental Marine Biology and Ecology*, 474, 210-215.
- Fernandez-Gonzalez, V., Sanchez-Jerez, P., 2013. First occurrence of *Caprella scaura* Templeton, 1836 (Crustacea: Amphipoda) on off-coast fish farm cages in the Mediterranean Sea. *Helgoland Marine Research*, 68, 235. DOI: 10.1007/s10152-013-0375-y.
- Fitridge, I., Dempster, T., Guenther, J., de Nys, R., 2012. The impact and control of biofouling in marine aquaculture: a review. *Biofouling*, 28 (7), 649-669.
- Franz, D.R. 1989. Population density and demography of a fouling community amphipod. *Journal of Experimental Marine Biology and Ecology*, 125 (2), 117-136.
- Gonzalez-Silvera, D., Izquierdo-Gomez, D., Fernandez-Gonzalez, V., Martínez-López, F. J., López-Jiménez, J. et al. 2015. Mediterranean fouling communities assimilate the organic matter derived from coastal fish farms as a new trophic resource. *Marine Pollution Bulletin*, 91 (1), 45-53.
- Guenther, J., Misimi, E., Sunde, L. M., 2010. The development of biofouling, particularly the hydroid *Ectopleura larynx*, on commercial salmon cage nets in Mid-Norway. *Aquaculture*, 300 (1), 120-127.
- Guerra-García, J.M., Ros, M., Baeza-Rojano, E., 2015. Seasonal fluctuations and dietary analysis of fouling caprellids (Crustacea: Amphipoda) from marinas of southern Spain. *Marine Biology Research*, 11 (7), 703-715.
- Guerra García, J.M., Iazza, B., Megina, C., 2014. Vertical distribution of caprellids (Crustacea: Amphipoda) associated to hydroids, with the first record of *Pseudoprotella inermis* for Morocco. *Zoological baetica*, 25, 63-71.
- Gillon, A., Costa, A.C., Micael, J., 2016. *Caprella scaura* Templeton, 1836: an invasive caprellid new to the Azores archipelago. *Marine Biodiversity*, 1-12.
- Greene, J.K., Grizzle, R.E., 2007. Successional development of fouling communities on open ocean aquaculture fish cages in the western Gulf of Maine, USA. *Aquaculture*, 262, 289-301.
- Hodson, S.L., Burke, C.M., Lewis, T.E., 1995. *In situ* quantification of fish-cage fouling by underwater photography and image analysis. *Biofouling* 9, 145-151.
- Holmer, M., 2010. Environmental issues of fish farming in offshore waters: perspectives, concerns and research needs. *Aquaculture Environmental Interactions*, 1, 57-70.
- Izquierdo, D., Guerra-García, J.M., 2011. Distribution patterns of the peracarid crustaceans associated with the alga *Corallina elongata* along the intertidal rocky shores of the Iberian Peninsula. *Helgoland Marine Research*, 65 (2), 233-243.
- Kalkan, E., Rarhan, S., Mutlu, E., 2006. Preliminary investigations on crustaceans associated with the Mediterranean mussel (*Mytilus galloprovincialis* Lamareck, 1819) beds in the upper infralittoral of the Bosphorus (Turkey). *Annales Series Historia Naturalis*, 16 (1), 5-8.
- Karalis, P., Antoniadou, C., Chintiroglou, C., 2003. Structure of the artificial hard substrate assemblages in ports in Thermaikos Gulf (North Aegean Sea). *Oceanologica Acta*, 26 (3), 215-224.
- Kitsos, M.S., Christodoulou, M., Arvanitidis, C., Mavidis, M., Kirmitzoglou, I. et al., 2005. Composition of the organismic assemblage associated with *Caretta caretta*. *Journal of the Marine Biological Association of the United Kingdom*, 85 (02), 257-261.
- Krapp-Schickel, T., 2013. New or amended data on Mediterranean Amphipoda: genera *Dexamine*, *Erichthonius* and *Stenothoe*. *Zootaxa*, 3613, 125-145.
- Krapp, T., Lang, C., Libertini, A., Melzer, R.R. 2006. *Caprella scaura* Templeton, 1836 *sensu lato* (Amphipoda: Caprellidae) in the Mediterranean. *Organisms Diversity & Evolution*, 6 (2), 77-81.
- Krapp-Schickel, T., Häussermann, V., Vader, W., 2015. A new *Stenothoe* species (Crustacea: Amphipoda: Stenothoidae) living on *Boloceroopsis platei* (Anthozoa: Actiniaria) from Chilean Patagonia. *Helgoland Marine Research*, 69 (2), 213-220.
- Lörz, A.N., Myers, A., Gordon, D., 2014. An inquiline deep-water bryozoan/amphipod association from New Zealand, including the description of a new genus and species of Chevaliidae. *European Journal of Taxonomy*, 72, 1-17.
- Martínez, J., Adarraga, I., 2008. First record of invasive caprellid *Caprella scaura* Templeton, 1836 *sensu lato* (Crustacea: Amphipoda: Caprellidae) from the Iberian Peninsula. *Aquatic Invasions* 3 (2), 165-171.
- Millot, C., Taupier-Letage, I. 2005. Circulation in the Mediterranean Sea. (p. 29-66). In: *The Mediterranean Sea*. Springer. Berlin, Heidelberg.
- Minour, F., Cook, E.J., Minchin, D., Bohn, K., Macleod, A., Maggs, C.A., 2012. Changing coasts: Marine aliens and artificial structures. *Oceanography and Marine Biology: An Annual Review*, 50, 189-234.

- Muscat, G., Deidun, A., Schembri, P.J., 2007. Fouling assemblages from two Maltese ports studied as part of the PORTAL project. *Rapport du Commission Internationale pour l'Exploration Scientifique de la Mer Méditerranée*, 38, 548.
- Navarro-Barranco, C., 2015. *Faunistic and ecological study of the amphipods inhabiting submarine caves in the southern Iberian Peninsula*. PhD thesis. University of Seville, Spain, 211 pp.
- Navarro-Barranco, C., Guerra-García, J.M., Sánchez-Tocino, L., Ros, M., Florido, M. *et al.* 2015. Colonization and successional patterns of a mobile epifaunal community along an environmental gradient in a marine cave. *Marine Ecology Progress Series*, 521, 105-115.
- Ortiz, M., Jimeno, A., 2003. Contribución al conocimiento de los Anfípodos (Gammaridea) de Ibiza, islas Baleares. *Graellsia* 59 (1), 97-99.
- Perkol-Finkel, S., Zilman, G., Sella, I., Miloh, T., Benayahu, Y., 2008. Floating and fixed artificial habitats: Spatial and temporal patterns of benthic communities in a coral reef environment. *Estuarine, Coastal and Shelf Science*, 77, 491-500.
- Poore, A.G., Watson, M.J., de Nys, R., Lowry, J.K., Steinberg, P.D., 2000. Patterns of host use among alga-and sponge-associated amphipods. *Marine Ecology Progress Series*, 208, 183-196.
- Ramadan, S.E., Kheirallah, A.M., Abdel-Salam, K.M., 2006. Marine fouling community in the Eastern harbour of Alexandria, Egypt compared with four decades of previous studies. *Mediterranean Marine Science*, 7 (2), 19-30.
- Relini, G., Montanari, M., Moschella, P., Siccardi, A., 1999. Macrofouling of an oceanographic buoy in the Ligurian Sea (Western Mediterranean). p. 33-58. In: *10th International Congress on Marine Corrosion and Fouling, University of Melbourne, February 1999 Additional Papers*.
- Relini, G., Relini, M., Montanari, M., 2000. An offshore buoy as a small artificial island and a fish-aggregating device (FAD) in the Mediterranean. *Hydrobiologia*, 240, 65 - 80.
- Relini, G., Tixi, F., Relini, M., Torchia, G. 1998. The macrofouling on offshore platforms at Ravenna. *International biodeterioration & biodegradation*, 41 (1), 41-55.
- Roberts, D.A., Johnston, E.L., Poore, A.G., 2008. Contamination of marine biogenic habitats and effects upon associated epifauna. *Marine Pollution Bulletin*, 56 (6), 1057-1065.
- Ros, M., Guerra-García, J.M., 2012. On the occurrence of the tropical caprellid *Paracaprella pusilla* Mayer, 1890 (Crustacea: Amphipoda) in Europe. *Mediterranean Marine Science*, 13 (1), 134-139.
- Ros, M., Guerra-García, J. M., Navarro-Barranco, C., Cabezas, M. P., Vázquez-Luis, M., 2014. The spreading of the non-native caprellid (Crustacea: Amphipoda) *Caprella scaura* Templeton, 1836 into southern Europe and northern Africa: a complicated taxonomic history. *Mediterranean Marine Science*, 15 (1), 145-155.
- Ros, M., Vázquez-Luis, M., Guerra-García, J. M., 2013. The role of marinas and recreational boating in the occurrence and distribution of exotic caprellids (Crustacea: Amphipoda) in the Western Mediterranean: Mallorca Island as a case study. *Journal of Sea Research*, 83, 94-103.
- Ros, M., Vázquez-Luis, M., Guerra-García, J. M., 2015. Environmental factors modulating the extent of impact in coastal invasions: The case of a widespread invasive caprellid (Crustacea: Amphipoda) in the Iberian Peninsula. *Marine Pollution Bulletin*, 98 (1), 247-258.
- Ross, K.A., Thorpe, J.P., Brand A.R., 2004. Biological control of fouling in suspended scallop cultivation. *Aquaculture*, 229, 99-116.
- Ruffo, S., 1998. The Amphipoda of the Mediterranean. *Memoires de l'institut Oceanographique de Monaco*, 13, p. 959.
- Sarà, G., Lo Martire, M., Giacomo Buffa, G., Mannino, A.M. Badalamenti, F., 2007. The fouling community as an indicator of fish farming impact in Mediterranean. *Aquaculture Research*, 38 (1), 66-75.
- Savini, D., Marchini, A., Forni, G., Castellazzi, M., 2006. Touristic harbours and secondary spread of alien species. *Biologia Marina Mediterranea*, 13, 760-763.
- Sconfiatti, R., Mangili, F., Savini, D., Occhipinti-Ambrogi, A., 2005. Diffusion of the alien species *Caprella scaura* Templeton, 1836 (Amphipoda: Caprellidae) in the northern Adriatic Sea. *Biologia Marina Mediterranea*, 12, 335-337.
- Sezgin, M., Katağan, T., Kırkim, F., Aydemir, E., 2007. Soft-bottom crustaceans from the Saros bay (NE Aegean Sea). *Rapport du Commission Internationale pour l'Exploration Scientifique de la Mer Méditerranée* 38, 599.
- Swift, M.R., Fredriksson, D.W., Unrein, A., Fullerton, B., Patursson, O. *et al.*, 2006. Drag force acting on biofouled net panels. *Aquaculture Engineering*, 35, 292-299.
- Tandberg A.H.S., Vader, W., 2015. Stenothoidae associated with hydroids – does association with other taxa trigger extended parental care?. p. 43. In: *16th International colloquium on Amphipoda, Aveiro, 7 – 11 September 2015*. Book of Abstracts. UA Editora, Portugal.
- Tanhua, T., Hainbucher, D., Schroeder, K., Cardin, V., Álvarez, M., Civitarese, G., 2013. The Mediterranean Sea system: a review and an introduction to the special issue. *Ocean Science*, 9, 789-803.
- ter Braak, C.J.F., Smilauer, P., 2002. *CANOCO reference manual and CanoDraw for Windows user's guide: software for canonical community ordination (version 4.5)*. Microcomputer Power: Ithaca, NY, USA, 500 pp.
- Vader, W., 1983. Associations between amphipods (Crustacea: Amphipoda) and sea anemones (Anthozoa, Actinaria). *Memoirs of the Australian Museum*, 18, 141- 153.
- Vader, W., 1984. Notes on Norwegian marine Amphipoda 8. Amphipods found in association with sponges and tunicates. *Fauna Norvegica*, Serie A, 5, 16-21.
- Vader, W., Tandberg, A.H.S., 2013. A survey of amphipods associated with molluscs. *Crustaceana*, 86 (7-8), 1038-1049.
- Vázquez-Luis, M., Sanchez-Jerez, P., Bayle-Sempere, J.T., 2008. Changes in amphipods (Crustacea) assemblages associated with shallow-water algal habitats invaded by *Caulerpa racemosa* var. *cylindracea* in the western Mediterranean Sea. *Marine Environmental Research*, 65, 416-426.
- Willemsen, P., 2005. Biofouling in European aquaculture: is there an easy solution. *European Aquaculture Society Special Publications*, (35), 82-87.
- White, K., Reimer, J., 2012. Commensal Leucothoidae (Crustacea, Amphipoda) of the Ryukyu Archipelago, Japan. Part I: ascidian-dwellers. *ZooKeys*, 163, 13-55.
- Zakhama-Sraieb, R., Karaa, S., Bradai, M. N., Jribi, I., & Charfi-Cheikhrouha, F., 2010. Amphipod epibionts of the sea turtles *Caretta caretta* and *Chelonia mydas* from the Gulf of Gabès (central Mediterranean). *Marine Biodiversity Records*, 3, e38.