

E5

CHARACTERISTICS AND PERFORMANCE OF AEROBIC GRANULAR SLUDGE FOR DOMESTIC WASTEWATER TREATMENT AT 30°C

Nur Syahida Abdul Jamal¹, Mohd Hakim Ab Halim¹, Siti Izaidah Azmi¹, Aznah Nor Anuar², Mustafa M. Bob³, Zaini Ujang²

¹*Department of Environmental Engineering, Faculty of Civil Engineering, Universiti Teknologi Malaysia, 81310 Skudai, Johor, Malaysia*

²*Institute of Environment and Water Resource Management, WATER Research Alliance, Universiti Teknologi Malaysia, 81310 Skudai, Johor, Malaysia*

³*Department of Civil Engineering, College of Engineering, University of Taibah, 30001 Universities Road, Al Madinah Al Munawarah, Kingdom of Saudi Arabia*

Abstract: This study investigates the formation of AGS for domestic wastewater treatment applications in hot climate and low humidity conditions (e.g. Arab Saudi) as well as to characterize its performance in removal of nutrients and organic matter. AGS (seeded with domestic sludge from Al-Madina Wastewater Treatment Plant and fed with synthetic wastewater) with an organic loading rate (OLR) of 1.6 kg COD m³d was successfully cultivated with average size of 1-2 mm in lab scaled SBR operated at 30 days with complete cycle time of 3 h at 30 ± 1°C. Results shown the AGS formed had excellent settling ability (average diameter settling velocity, and MLSS) and exceptional performance in COD and nutrient removal with removal efficiency more than 90%.

Keywords: *Aerobic granular sludge; Hot climate; 30°C; Sequenced batch reactor; Wastewater treatment*

1. Introduction

Biological processes are a cost-effective and environmentally sound alternative to the chemical treatment of wastewaters. The biological process that based upon suspended biomass (i.e., Activated sludge processes) is effective for organic carbon and nutrient removal in municipal and industrial wastewater plants (Borkar et al., 2013). Recently, interesting alternatives for the conventional activated sludge systems were developed relying on compact and self-immobilised granulated biomass. Examples are for instance Aerobic Granular Sludge (AGS), Sequenced Batch Reactor (SBR), Upflow Anaerobic Sludge Bed (UASB), as well as Expanded Granular Sludge Bed technology (EGSB) (Beun et al., 1999; Lettinga and Hulshoff Pol, 1991; Morgenroth et al., 1997; Rinzema et al., 1993). Aerobic granulation in SBRs has been reported by many researchers and is widely used in treating high-strength wastewaters containing

organics, N and P, and toxic substances as the SBR operation conditions (cyclic feeding and starvation, high shear stress and short settling time) promote development of granules (Morgenroth et al., 1997; Beun et al., 1999; Peng et al., 1999; Etterer and Wilderer, 2001; Tay et al., 2001a; Liu and Tay, 2002, Adav et al., 2008b; Adav et al., 2009d).

Aerobic granular sludge process has been proposed as a promising approach to biological wastewater treatment (de Kreuk et al., 2007). Compared with conventional bioflocs, aerobic granular sludge has dense microbial structure, good settling ability, high biomass retention and the ability to withstand a high organic loading rate (Morgenroth et al., 1997; Y. Liu and J.-H. Tay, 2004, Adav et al., 2008b). Some studies of aerobic granular sludge had been operated on high temperature, e.g., 27-35°C (Liu et al., 2007; Song et al., 2009; Ebrahimi et al., 2010; Muda et al., 2010; Abdullah et al., 2011; Nor-Anuar, 2012; Bassin et al., 2012; Rosman et al., 2013; Othman et al., 2013, Cui F. et al. (2014). A stable and compact AGS structure with good settling ability is reported to be obtained at temperature 30-35°C both by using synthetic (Song et al., 2009; Muda et al., 2010; Nor-Anuar et al. 2012, Bassin et. al, 2012; Cui F. et al., 2014) and real wastewater (Liu et al., 2007, Nor-Anuar et al.,2012; Othman et al., 2013; Rosman et al., 2013). Besides that, excellent removal performance of COD, Nitrogen and Phosphorus also reported by most researchers with removal efficiency more than 80%.

In the hot climate countries such as in Asia or Arab countries, the temperature of sewage usually varies between 30 to 35°C. Thus, it is necessary for investigation of high temperature effects on aerobic granular sludge be done before the technology can be efficiently scaled-up and put into practice in the countries with high climate. Therefore, the aim of this study was to

develop an AGS system for domestic wastewater treatment applications in hot climate and low humidity conditions (e.g. Arab Saudi). In this study, a 4-litre laboratory-scale SBR was designed and used to study the characterization of AGS seeded with domestic sludge from Al-Madina Wastewater Treatment Plant and fed with synthetic wastewater at temperature 30°C. Besides that, the study also was aim to investigate the performance of AGS to remove organic matter (COD) and nutrients (Nitrogen and Phosphorus) simultaneously at 30°C in the AgSBio system.

2. Methods

2.1 Experimental Procedure and Reactor Operation

Experiments were to be carried out in a cylindrical column bioreactor (internal diameter of 10 cm and total height of 68.5 cm) with a working volume of 4 L. During the start-up period, 2000 mL of sludge from a municipal sewage treatment plant will be added as the inoculums in bioreactor. The bioreactor will be operated in SBR mode with a cycle of 3 h (180 min and 3 cycles a day) at temperature of 30 ± 1 °C, and DO values be kept below 2 mgL^{-1} without control of pH value. The 3 h cycle of bioreactor operation consist of: 5 min of feeding, 140 min of aerobic reaction, 15-30 min of settling, and 5 min of effluent discharge. A set of two peristaltic pumps were to be used to feed and discharge the wastewater in the bioreactor system. During the filling phase, the influent will be introduced in the reactor through a port located at the bottom of the column. Air will be introduced via a fine bubble aerator at the bottom of the reactor during reaction phase at a flowrate of 2 L min^{-1} . The wastewater effluent will be withdrawn through an outlet port located at medium height of bioreactor column, which results in volumetric exchange

ratio (VER) of 50%. The sludge retention time will be set by the discharge of suspended solids with the effluent.

2.2 *Synthetic Wastewater Characteristics and Seed Sludge*

The bioreactor was fed with synthetic wastewater with composition of the influent media (A) NaAc 65.1 mM, MgSO₄·7H₂O 3.7 mM, KCl 4.8 mM and (B) NH₄Cl 35.2 mM, K₂HPO₄ 2.2 mM, KH₂PO₄ 4.4 mM (Nor Anuar et. Al., 2007) and 10ml L⁻¹ trace element solution (Vishniac and Santer, 1957). 150 mL of medium A and B would be dosed together with 1500 mL distilled water per cycle. Sodium acetate will be used as the only organic substrate for its biodegradability. The seed sludge would be obtained from al-Madina Wastewater Treatment Plant, Arab Saudi in order to provide ideal inoculums with ability to acclimatize with low and high temperature conditions. The accepted activated sludge sample will be stored in a cooling room until need (10 °C). One and half litre of this sample will be seeded in the reactor for the start up stage. It will be aerated for 24 hours and then it will be fed continuously with synthetic wastewater.

2.3 *Analytical Methods*

The pH and DO were continuously monitored throughout the experiment using an Orion 4-Star Benchtop pH/DO Meter. Parameters such as chemical oxygen demand (COD), BOD₅, total

nitrogen (TN), total phosphorus (TP), mixed liquor suspended solids (MLSS), mixed liquor volatile suspended solids (MLVSS) were carried out according to Standard Methods for the Examination of Water and Wastewater (APHA, 2005). The aerobic granules developed in the SBR were analyzed for their physical characteristics such as size, settling velocity and sludge volume index (SVI). The morphological and structural observations of the granules were conducted periodically by using a stereo microscope equipped with digital image processing and analyzer (PAX-ITv6, ARC PAX-CAM). The microstructure compositions within the granule were observed with scanning electron microscope (FESEM-Zeiss Supra 35 VPFE-SEM). For the pre-treatment procedure for SEM image, the granules were left dried at room temperature prior to gold sputter coating (Biorad Polaron Division SEM Coating System)

3. Results and Discussion

3.1 Morphology of aerobic granular sludge

Observations of aerobic granules were done periodically under stereo microscope as shown in Figure 1. At beginning, flocculent sludge with fluffy, loose and irregular shape is predominant in the reactor. Some tiny granules start to appear in the reactor after 7 days of operation. After 2 weeks, dark brown granules which small in size (average diameter = 1.0–1.5 mm) were observed in the reactor while the sludge flocs gradually disappeared. The granules at this stage were unstable and easily to break up. After 30 days cultivation, large amount of granules showed near-round shape structure and presented predominantly in the reactor. Cui et al. (2014) reported the

shape of the mature granule was close to spherical, which was evidently different from the activated sludge flocs. Attachment of microbes to each other would form a smooth spherical shape of aerobic granules with the EPS distributed through the granules (Zhu et al., 2012). The mature granular structure had more compact and dense structure and excellent settling ability with maximum diameter 2.87 mm and settling velocity of 38.98mh^{-1} .

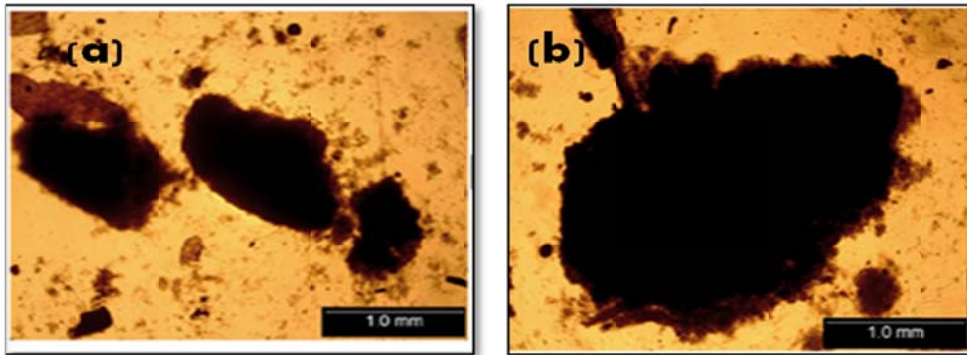


Figure 1. Microscopic observation of granular sludge a) Day 15 (Average $\phi = 1.41$ mm, $v_{AGS15} = 21.63$ mh^{-1}) ; b) Day 30 (Average $\phi = 2.87$ mm, $v_{AGS15} = 38.98$ mh^{-1})

3.2 Biomass profile and settling characteristics

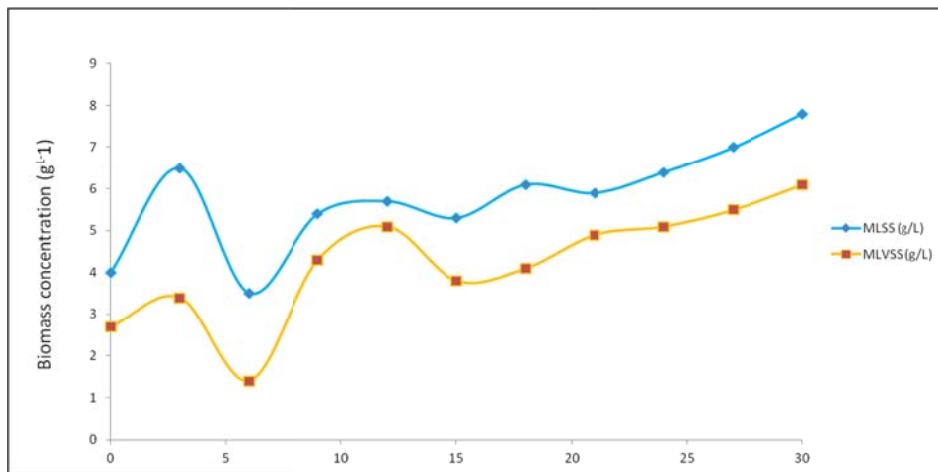


Figure 2. Profiles of biomass concentration for 30 days experiment () MLSS; () MLVSS



Figure 2 illustrates the profile of biomass concentration throughout 30 days of the experimental period. The initial values of MLSS and MLVSS concentration of seed sludge were 4.0 gL^{-1} and 2.7 gL^{-1} respectively. In the first few days, most of the sludge was wash-out from the reactor causing a rapid decreased in the biomass concentration and increased the effluent solids concentration. From day 3 to 9, value of MLSS reduced drastically from 6.5 gL^{-1} to 3.5 gL^{-1} presumably because of the sludge washout and its poor settling properties. The MLSS then increased to 5.7 gL^{-1} on day 12 indicating the high growth of biomass in the reactor. At day 15, value of MLSS reduced again due to washout of the sludge presumably due to formation of granular sludge where small granules (1.0-1.5 mm) were observed in the reactor. In this study, the MLVSS profile showed similar trend to MLSS. The value of MLSS and MLVSS increased steadily after 15 days of operation and achieved steady state at about 7.8 gL^{-1} and 6.1 gL^{-1} , respectively during days 30, where mature granule with maximum diameter 2.87 mm was observed in the bioreactor. Abdullah et al. (2011) reported that the formation of stable biomass concentration indicates good accumulation of biomass in the reactor. The settling velocity of granule formed increase from 21.63 mh^{-1} to 38.98 mh^{-1} , confirming the fast settling ability of granular sludge compared to conventional bioflocs.

3.3 Removal efficiencies

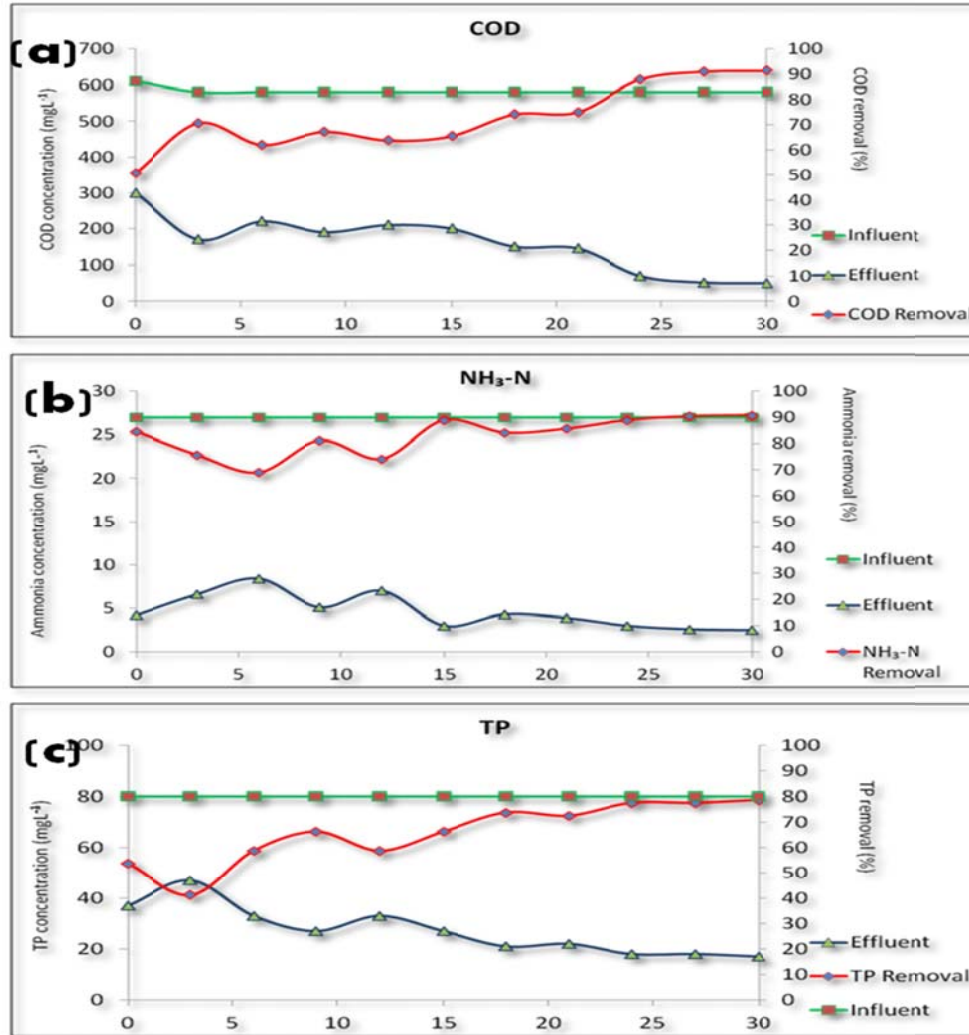


Figure 3. Profile of removal performances in the SBR system within 30 days for (a) COD, (b) Ammonia and (c) TP.

(■) Influent concentration; (▲) effluent concentration; (◆) percentage removal.

The performance of reactor with respect to removal efficiencies of COD, NH₃-N, and TP were illustrated in Figure 3. At beginning, the COD, NH₃-N and TP removal efficiencies were fluctuated but become stable after formation of aerobic granules on second week of experiment. The COD concentration in the effluent were reduced from 300 mgL⁻¹ to 50 mgL⁻¹ at the end of experiment indicating high efficiency of COD removal with percentage up to 91% which is

comparable to previous result obtained by Song et al. (2005) in treating domestic wastewater. Rosman et al. (2013) reported that high percentage of COD removal indicates the high biological activity occurred during microbial aerobic degradation process in the bioreactor. The percentage removal of TP was low and fluctuates at beginning of experiment (53.8% - 66.3%) and then become increase as granules were formed and reached removal efficiency up to 78%. The effluent concentration of ammonia was lower than 10 mgL^{-1} and reduced to 2.5 mgL^{-1} with removal efficiency reaching 90%. In most cases, low effluent concentration of COD, Ammonia and TP in wastewater indicates high quality of effluent.

4. Conclusion

The stable aerobic granular sludge fed with synthetic wastewater at 30°C was successfully be developed in an SBR system with domestic sludge after 30 days of operation. Mature granules with size ranging from 2.30 to 2.87 mm were observed to appear in the reactor at the end of experiment. Following granulation, the aerobic granules formed good accumulation of biomass in the reactor with MLSS of 7.8 gL^{-1} and settling velocity of 38.98 mh^{-1} . When tested for COD, ammonia and TP removal, the granules showed 91.38%, 90.74%, 78.75% maximum removal at an OLR of $1.6 \text{ kg COD m}^3\text{d}$ and cycle of 3 hour operation. The results indicate the feasibility of one single SBR system for the treatment of domestic wastewater.

References

- Abdullah,N.;Ujang,Z.; and Yahya,A. (2001). Aerobic Granular Sludge Formation for High Strength Agro-Based Wastewater Treatment. *Bioresource Technology*. 102, 6778-6781
- Adav,S.S.;Lee,D-J.;Show,K-Y., and Tay,J-H. (2008). Aerobic Granular Sludge : Recent Advances. *Biotechnology Advances*. 26, 411-423

Beun, J. J.; Hendriks, A.; van Loosdrecht, M. C. M.; Morgenroth, E.; Wilderer, P. A.; Heijnen, J. J. (1999). Aerobic Granulation in a Sequencing Batch Reactor. *Water Res.* 33(10), 2283-2290

Beun, J. J., van Loosdrecht, M. C. M., and Heijnen, J. J. (2002). Aerobic Granulation in a Sequencing Batch Airlift Reactor. *Water Research.* 36 (3), 702 -712.

Bassin J.P., Kleerebezem R., Dezotti M., van Loosdrecht M.C.M. (2012). Simultaneous Nitrogen and Phosphate Removal in Aerobic Granular Sludge Reactors Operated at Different Temperatures. *Water Research* 46, 3805-3816

Cui F., Park S., Kim M. (2014). Characteristics of Aerobic Granulation at Mesophilic Temperatures in Wastewater Treatment. *Bioresource Technology* 151 (2014) 78–84

de Kreuk, M. K., Heijnen, J. J., and van Loosdrecht, M. C. M. (2005a). Simultaneous COD Nitrogen and Phosphate Removal by Aerobic Granular Sludge. *Biotechnology and Bioengineering.* 9, 761-769.

de Kreuk, M. K., Pronk, M., and van Loosdrecht, M. C. M. (2005b). Formation of Aerobic Granules and Conversion Processes in an Aerobic Granular Sludge Reactor at Moderate and Low Temperatures. *Water Research.* 39, 4476-4484.

Ebrahimi S., Gabus S., R-Brandt E., Hosseini M., Rossi P., Maillard J., and Holliger C. (2010). Performance and Microbial Community Composition Dynamics of Aerobic Granular Sludge

from Sequencing Batch Bubble Column Reactors operated at 20 °C, 30 °C, and 35 °C . *Appl Microbiol Biotechnol* (2010) 87:1555–1568

Liu, Y. and Tay, J. H. (2002). The Essential Role of Hydrodynamic Shear Force in the Formation of Biofilm and Granular Sludge - Review. *Water Research*. 36 (7), 1653-1665

Liu, Q.S., Tay, J.H., Liu, Y., 2003. Substrate Concentration-Independent Aerobic Granulation in Sequential Aerobic Sludge Blanket Reactor. *Environ. Technol.* 24, 1235–1242.

Liu, Y.Q., Liu, Y., Tay, J.H., 2004. The Effects of Extracellular Polymeric Substances on The Formation and Stability of Biogranules. *Appl. Microbiol. Biotechnol.* 65, 143–148.

Liu Y.Q., Yan-Pui M. B., Tay J-H. (2007). COD Removal and Nitrification of Low- Strength Domestic Wastewater in Aerobic Granular Sludge Sequencing Batch Reactors. *Enzyme and Microbial Technology* 42 (2007) 23–28

Muda K., Aris A., Salim M.R., Ibrahim Z., Yahya A., van Loosdrecht M.C.M., Ahmad A.; Nawahwi M.Z. (2010). Development of Granular Sludge for Textile Wastewater Treatment. *Water Research* 44, 4341-4350

Nor-Anuar, A. (2008). *Development of Aerobic Granular Sludge Technology for Domestic Wastewater Treatment in Hot Climates*. Doctor of Philosophy, Universiti Teknologi Malaysia, Skudai.

- Song Z., Ren N., Zhang K. and Tong L. (2009). Influence of Temperature on the Characteristics of Aerobic Granulation in Sequencing Batch Airlift Reactors. *Journal of Environmental Sciences* 21,273–278
- Tay, J. H., Liu, Q. S. and Liu, Y. (2001). Microscopic Observation of Aerobic Granulation in Sequential Aerobic Sludge Blanket Reactor. *Applied Microbiology*. 91, 168-175.
- Tay, J.H., Pan, S., He, Y., Tay, S.T.L., 2004. Effect of Organic Loading Rate on Aerobic Granulation. II: Characteristics of Aerobic Granules. *J. Environ. Eng.* 130 (10), 1102–1109
- Vishniac, W., and Santer, M. (1975). The Thiobacili. *Bacteriology Reision*. 21, 195-213.
- Yang, S.F., Tay, J.H., Liu, Y., 2004. Respirometric Activities of Heterotrophic and Nitrifying Populations in Aerobic Granules Developed at Different Substrate N/COD Ratios. *Curr. Microbiol.* 49 (1), 42–96.
- Yang, S.F., Tay, J.H., Liu, Y., 2005. Effect of Substrate Nitrogen/Chemical Oxygen Demand Ratio on The Formation of Aerobic Granules. *J. Environ. Eng.* 131 (1), 86–92.
- Zitomer, D. H., Duran, M., Albert, R. and Guven, E. (2007). Thermophilic Aerobic Granular Biomass for Enhanced Settleability. *Water Research*. 41, 819-825.

Zhu, L., Lv, M., Dai, X., Yu, Y., Qi, H., Xu, X., 2012. Role and Significance of Extracellular Polymeric Substances On The Property Of Aerobic Granule. *Bioresource Technology* 107, 46–54.