

OS Number: 145

CHARACTERIZATION OF NATURAL ZEOLITE FOR ADSORPTIVE REMOVAL OF ANTIBIOTICS FROM AQUEOUS SOLUTION

Jimmy Lye Wei Ping¹, Siti Shilatul Najwa Sharuddin¹, Nurul Sakinah Othman¹, Azmi Fadziyana¹, Norasikin Saman¹, Khairiraihanna Johari¹, Song Shioh Tien¹, Salasiah Endud², Hanapi Mat^{1,2*}

¹Advanced Materials and Process Engineering Laboratory, Faculty of Chemical Engineering, Universiti Teknologi Malaysia, 81310 UTM Skudai, Johor, Malaysia, ²Novel Materials Research Group, Nanotechnology Research Alliance, Universiti Teknologi Malaysia, 81310 UTM Skudai, Johor, Malaysia

*Corresponding author: hpmat@cheme.utm.my

ABSTRACT

The persistent existence of antibiotics in sewage wastewater treatment plants in recent years has emerged as a serious concern. In this study, natural zeolite (NZ02) obtained from China was employed as an adsorbent to remove tetracycline (TC) from aqueous solution. The characterization results show that the NZ02 consists of quartz, clinoptilolite-Na and heulandite having the CEC of 62.18 cmol/kg and the surface area of 36.646 m²/g. Adsorption results show that the maximum adsorption capacity of TC on NZ02 was 19.30 mg/g and the equilibrium data followed the Langmuir adsorption isotherm model.

1. INTRODUCTION

In recent years, there are other emerging contaminants in wastewater such as endocrine-disruptive and pharmaceutical compounds (Liu et al., 2009). The fact is that the rise of antibiotics in wastewater due to its' extensive use in veterinary and healthcare medicine has stirred up the awareness starting from scientists and researchers to public (Rizzo et al., 2013). Traces of antibiotics had been detected at several regions at all parts of the world (Cha et al., 2006; Dinh et al., 2011; Zou et al., 2011). Even though only a minute amount of antibiotics present in wastewater, it would lead to the spread of resistant microbes (Akiyama and Savin, 2010).

A various kinds of technologies have been used to remove antibiotics in water including reverse osmosis, nanofiltration, chlorination, ozonation, ultraviolet disinfection and adsorption by activated carbon. The usage of reverse osmosis and nanofiltration has been increasing but the membranes are prone to fouling and malfunction if they are in contact with oxidizing agent (Homem and Santos, 2011). Chlorination is an alternative way to

treat antibiotics containing wastewater but there is a significant concern that the chlorinated byproducts might be formed which might be more dangerous than the antibiotics (von Gunten et al., 2006). Similarly, ozonation technology does not seem to be practical due to difficulty in pH control and the high possibility of the formation of biologically active chemical components (Ding et al., 2012; Homem and Santos, 2011). On the other hand, ultraviolet disinfection is less effective in removing antibiotics and requires more energy than ozonation (Michael et al., 2013).

Adsorption process is commonly used industrially to remove organic pollutants. The tetracycline removal capacity of 65.471 mg/g by activated carbon was reported (Rivera-Utrilla et al., 2013). Despite of the excellent performance of activated carbon, it is costly and difficult to be regenerated (Crisafulli et al., 2008). Thus, natural zeolite is a potential to be an alternative for activated carbon to remove antibiotics in aqueous solution via adsorption process. In contrast to activated carbon, natural zeolite exists abundantly in nature and is a low-cost material (Wang and Peng, 2010). In addition, it could be easily modified to widen its' adsorption range (Rakić et al., 2013). Considering the effectiveness of natural zeolite in removing organic micropollutants from the environment, we proposed to employ natural zeolite to serve as an adsorbent in the removal of antibiotics from aqueous solution (de Ridder et al., 2012; Grieco and Ramarao, 2013).

2. MATERIALS AND METHODS

2.1 Chemicals

Tetracycline (Calbiochem, EMD Chemicals) was selected as the target antibiotics as it is one of the most commonly used antibiotics in the world (Wan et al., 2010).

2.2 Natural Zeolites

Natural zeolite (NZ02) obtained from China having particle size of 200-mesh sieve was used in this study. Before use, the NZ02 was washed with double distilled water and dried at 105°C for 24 hours to remove any impurities. It was later kept dried in a desiccator.

2.3 Characterization of natural zeolites

Fourier transform infrared spectroscopy (FTIR) (Model Nicolet IS5, Thermo Fisher Scientific, USA) was used to analyze the functional groups inherited by the NZ02. The cation exchange capacity (CEC) of the NZ02 was measured based on the British Standard (1995). The surface morphology of the NZ02 was studied by scanning electron microscopy (SEM) (S4 800/FEI-quanta-200F) and the BET analysis was done by conducting nitrogen adsorption/desorption (NAD) analysis carried out at 77.3K (Micromeritics model ASAP 2000, USA). The mineralogical analysis was done by powder X-ray diffraction (XRD) analyzer (model Bruker-D8 Advance) using Ni filtered Cu-K α radiation (40 kv, 40 mA). The elemental composition of NZ02 was determined by X-ray fluorescent (XRF) spectrometer (JEOL model JSX-3400R, Japan).

2.4 TC adsorption experiments

The TC adsorption experiments were conducted in batch adsorption experiment at the temperature of 303K. First, 50mL of TC solutions with known concentration was poured into capped 125mL conical flask followed by introducing 50mg of NZ02 and then shaken in a shaker at the constant speed of 200rpm until equilibrium state was reached. Due to the fact that the TC is light sensitive, all the TC solutions were sealed with aluminum foil.

The adsorption capacity of the TC, q_e (mg/g) was computed using Eq. 1,

$$q_e = \frac{C_i - C_e}{M} \times V \quad (1)$$

where C_i and C_e is the initial and equilibrium concentration of TC (ppm), respectively. M is the mass of NZ02 (g) and V is the volume of TC solution (L).

The adsorption kinetic experiments were conducted by using 250mL, 50ppm of TC with 250mg of NZ02. A portion of the samples were taken out to be analyzed at selected time intervals.

Adsorption equilibrium experiments were performed with initial concentrations of TC ranging from 1 to 50ppm. The adsorption was left for 2 hours which was proved to be sufficient for the process to reach equilibrium. In order to study the influence of pH on the adsorption performance, the pH of the solutions was varied by using either 0.1M HCl or NaOH solution.

2.5 Analysis

Nylon syringe filter (0.80 μ m) was used to separate the NZ02 particle from the solution before the remaining TC concentration determination using

a UV-VIS spectrophotometer (Perkin Elmer, Lambda 35) spectrophotometer at the wavelength of 366nm.

3. RESULTS AND DISCUSSION

3.1 Characterization of natural zeolites

The FTIR spectrum of NZ02 was recorded in the wavelength between 4000 and 500 cm^{-1} as shown in Fig. 1. The band at 3601 cm^{-1} is due to the isolated OH⁻ stretching, the band at 1631 cm^{-1} is assigned to OH⁻ bending, the band at 1006 cm^{-1} is due to the Ti-O stretching vibration. The band at 792 cm^{-1} is assigned to the exchangeable cations. The CEC determined by the exchange between Ba²⁺ and Mg²⁺ was 62.18 cmol/kg .

The SEM image of the NZ02 is illustrated in Fig. 2. The material consists of spherical and rough particles which is suitable to be utilized as adsorbents. The BET surface area, pore volume and average pore diameter of the NZ02 were 36.646 m^2/g , 0.044 cm^3/g and 4.754 nm , respectively. Based on Fig. 3, the results of XRD reveal that the main minerals of NZ02 consist of quartz, clinoptilolite-Na and heulandite. In addition, the results obtained from XRF are arrayed in Table 1 which shows that the main oxides of NZ02 are silica followed by aluminum oxide.

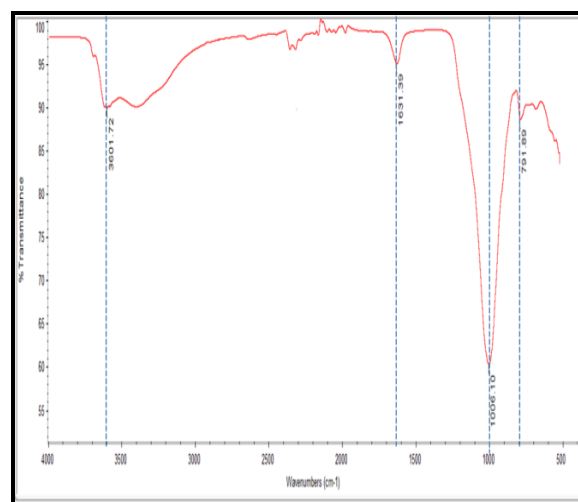


Fig. 1 FTIR spectra of NZ02.




Fig. 2 SEM image of NZ02.

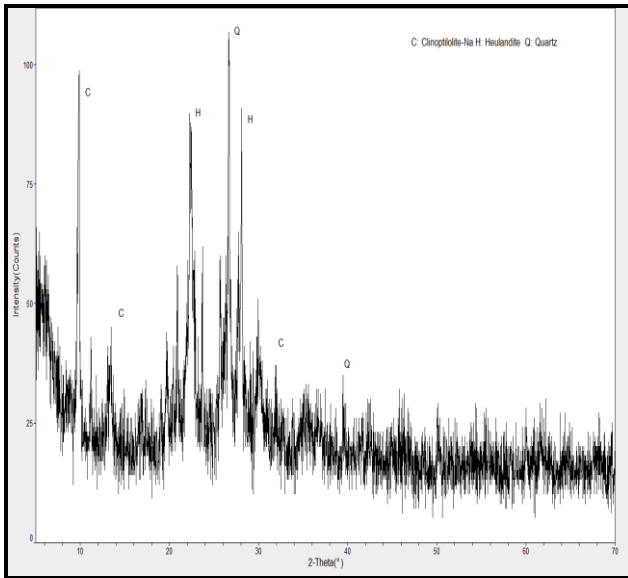


Fig. 3 XRD patterns of NZ02.

Table 1 Oxide compositions of NZ02.

Chemical	wt. %
Al ₂ O ₃	30.57
SiO ₂	52.41
K ₂ O	3.98
CaO	5.33
Fe ₂ O ₃	5.90
TiO ₂	0.53
P ₂ O ₃	1.26

3.2 Adsorption isotherm and equilibrium time

The adsorption isotherm was determined to measure the adsorption capacity of the zeolite. The results which are demonstrated in Fig. 4 show that the Langmuir model could fit the experimental data better than the Freundlich model. Therefore, the NZ02 has homogeneous surface with uniform distribution of adsorption sites. The time taken for the adsorption process to reach equilibrium was 2 hours as indicated in Fig. 5.

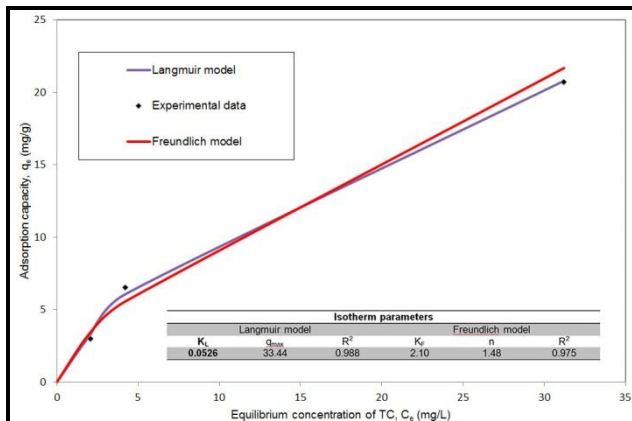


Fig. 4 Adsorption isotherm of TC using NZ02.

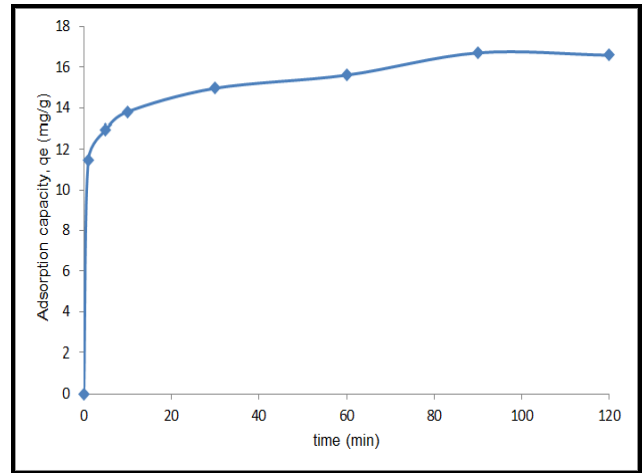


Fig. 5 Equilibrium time of TC adsorbed onto NZ02.

3.3 The effect of pH

The adsorption capacity of TC at pH 5, 7, 8 and 10 is illustrated in Fig. 6. The maximum adsorption capacity of TC occurred at pH between 7 and 8 which was about 19 mg/g.

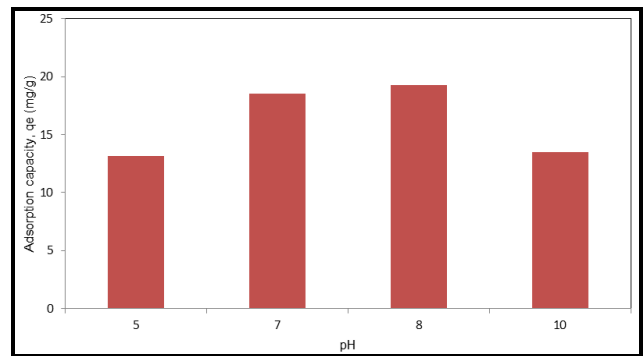


Fig. 6 Effect of pH on TC adsorption.

4. CONCLUSIONS

The characterization results of the natural zeolite (NZ02) shows that it has the potential to remove TC from aqueous solution in which the parameters such as pH, initial TC concentration and contact time affecting the removal performance. The optimum pH was observed between pH 7 and 8 having adsorption capacity of about 19 mg/g, equilibrium time of 2 hours and the equilibrium data followed the Langmuir isotherm model.

ACKNOWLEDGEMENT

Financial supports of the Research University Grant (GUP 00H63) from UTM, the Fundamental Research Grant Scheme (FRGS Vot 4F218) from MOHE, and eScience Research Grant (eScience Vot 4S071) from MOSTI are gratefully acknowledged.

REFERENCES

- Akiyama, T., and Savin, M. C., Populations of antibiotic-resistant coliform bacteria change rapidly in a wastewater effluent dominated stream. *Sci. Total Environ.*, 408(24), 6192-6201,(2010).
- British Standard BS 7755-3.3, Soil quality-Part 3: Chemical methods-Section 3.3: Determination of effective cation exchange capacity and base saturation level using barium chloride solution, 1995
- Cha, J. M., Yang, S., and Carlson, K. H., Trace determination of beta-lactam antibiotics in surface water and urban wastewater using liquid chromatography combined with electrospray tandem mass spectrometry. *J. Chromatogr. A*, 1115(1-2), 46-57,(2006).
- Crisafully, R., Milhome, M. A., Cavalcante, R. M., Silveira, E. R., De Keukeleire, D., and Nascimento, R. F., Removal of some polycyclic aromatic hydrocarbons from petrochemical wastewater using low-cost adsorbents of natural origin. *Bioresour. Technol.*, 99(10), 4515-4519,(2008).
- de Ridder, D. J., Verberk, J. Q. J. C., Heijman, S. G. J., Amy, G. L., & van Dijk, J. C., Zeolites for nitrosamine and pharmaceutical removal from demineralised and surface water: Mechanisms and efficacy. *Sep. Purif. Technol.*, 89, 71-77,(2012).
- Ding, R., Zhang, P., Seredych, M., and Bandosz, T. J., Removal of antibiotics from water using sewage sludge- and waste oil sludge-derived adsorbents. *Water Res.*, 46(13), 4081-4090,(2012).
- Dinh, Q. T., Alliot, F., Moreau-Guigon, E., Eurin, J., Chevreuil, M., and Labadie, P., Measurement of trace levels of antibiotics in river water using on-line enrichment and triple-quadrupole LC-MS/MS. *Talanta*, 85(3), 1238-1245,(2011).
- Grieco, S. A., and Ramarao, B. V., Removal of TCEP from aqueous solutions by adsorption with zeolites. *Colloids Surf. A: Physicochemical Eng. Aspects*, 434, 329-338,(2013).
- Homem, V., and Santos, L., Degradation and removal methods of antibiotics from aqueous matrices--a review. *J. Environ. Manag.*, 92(10), 2304-2347,(2011).
- Liu, Z. H., Kanjo, Y., and Mizutani, S., Removal mechanisms for endocrine disrupting compounds (EDCs) in wastewater treatment - physical means, biodegradation, and chemical advanced oxidation: a review. *Sci. Total Environ.*, 407(2), 731-748,(2009).
- Michael, I., Rizzo, L., McArdell, C. S., Manaia, C. M., Merlin, C., Schwartz, T., and Fatta-Kassinos, D., Urban wastewater treatment plants as hotspots for the release of antibiotics in the environment: a review. *Water Res.*, 47(3), 957-995,(2013).
- Rakić, V., Rajić, N., Daković, A., and Auroux, A., The adsorption of salicylic acid, acetylsalicylic acid and atenolol from aqueous solutions onto natural zeolites and clays: Clinoptilolite, bentonite and kaolin. *Microp. Mesop. Mater.*, 166, 185-194,(2013).
- Rivera-Utrilla, J., Gomez-Pacheco, C. V., Sanchez-Polo, M., Lopez-Penalver, J. J., and Ocampo-Perez, R., Tetracycline removal from water by adsorption/bioadsorption on activated carbons and sludge-derived adsorbents. *J. Environ. Manag.*, 131, 16-24,(2013).
- Rizzo, L., Manaia, C., Merlin, C., Schwartz, T., Dagot, C., Ploy, M. C., and Fatta-Kassinos, D., Urban wastewater treatment plants as hotspots for antibiotic resistant bacteria and genes spread into the environment: a review. *Sci. Total Environ.*, 447, 345-360,(2013).
- von Gunten, U., Janex-Habibi, M.-L., Ternes, A. T., and Weber, L., *Removal of PPCP During Drinking Water Treatment*. London: IWA Publishing, (2006).
- Wan, Y., Bao, Y., and Zhou, Q., Simultaneous adsorption and desorption of cadmium and tetracycline on cinnamon soil. *Chemosphere*, 80(7), 807-812,(2010).
- Wang, S., and Peng, Y., Natural zeolites as effective adsorbents in water and wastewater treatment. *Chem. Eng. J.*, 156(1), 11-24,(2010).
- Zou, S., Xu, W., Zhang, R., Tang, J., Chen, Y., and Zhang, G., Occurrence and distribution of antibiotics in coastal water of the Bohai Bay, China: impacts of river discharge and aquaculture activities. *Environ. Pollut.*, 159(10), 2913-2920,(2011).

BIBLIOGRAPHY



Jimmy Lye Wei Ping received the B.Eng (2013) degree in chemical engineering from Universiti Teknologi Malaysia, Malaysia. He is currently pursuing master degree in chemical engineering working on adsorptive coagulation flocculation (ACF) removal of organic micropollutants in sewage treatment plants starting from 2013 at the Department of Chemical Engineering, Universiti Teknologi Malaysia under the supervision of Dr. Hanapi Mat.



Hanapi Mat received the Ph.D (1994) degree in chemical engineering from Imperial college of Science, Technology and Medicine, U.K. He is currently Associate Professor at the Department of Chemical Engineering, Universiti Teknologi Malaysia, Malaysia. His current research interests include immobilization enzymes and cells for pollutant degradation, waste utilization and treatment, and separation processes.