



Open Research Online

The Open University's repository of research publications and other research outputs

Modelling the atmosphere of a template "hot Jupiter" exoplanet

Conference or Workshop Item

How to cite:

Bending, V. L.; Lewis, S. R. and Kolb, U. (2012). Modelling the atmosphere of a template "hot Jupiter" exoplanet. In: European Planetary Science Congress, 23-28 Sep 2012, Madrid.

For guidance on citations see [FAQs](#).

© 2012 The Authors

Version: Version of Record

Link(s) to article on publisher's website:

<http://meetingorganizer.copernicus.org/EPSC2012/EPSC2012-893.pdf>

Copyright and Moral Rights for the articles on this site are retained by the individual authors and/or other copyright owners. For more information on Open Research Online's data [policy](#) on reuse of materials please consult the policies page.

oro.open.ac.uk

Modelling the atmosphere of a template “hot Jupiter” exoplanet

V. L. Bending, S. R. Lewis, and U. Kolb

Department of Physical Sciences, The Open University, Milton Keynes, UK (V.L.Bending@open.ac.uk)

Abstract

Many models are used to study the possible atmospheric conditions of extrasolar gas giants, in particular “hot Jupiters” (e.g. [1]), gas giant planets closer than 0.1 AU to their parent stars, with orbital periods of the order of a few Earth days. It is important that the respective responses of these models to this relatively new regime be known, allowing the effects of using different models to be understood. Here, the use of an adapted form of the PUMA model is explored by carrying out an intercomparison test.

1. Introduction

“Hot Jupiter” exoplanets are now known to be common throughout the galaxy. With no examples present in our own Solar System, modelling must complement observation in determining their properties. Tidal locking combined with the extreme stellar irradiation these planets receive, orbiting between 0.01 and 0.1 AU, results in a variety of previously unexpected properties, representing an entirely new region of planetary environments.

Multiple models are used to predict the atmospheric circulation on exoplanets, each with its own characteristics and suite of definable parameters. For a degree of confidence to be established about the spread of the models’ results, such results must be obtained with each model for a well-defined test case, or benchmark test. One such test was proposed by [5] and elaborated on in [3]. Here, an idealised “hot Jupiter” is specified, with the majority of model parameters tightly constrained. Such a simulation permits differences in model behaviour to be exposed that might otherwise have been a result of different input options.

2. The intercomparison test

To study exoplanetary atmospheres, an adapted version of the PUMA model (original version specified in [2]) was used. It is a ‘simple’ spectral GCM based on

the work of [4]. Since it was designed as a model for Earth’s atmosphere, various modifications were carried out to render it suitable for use on hot Jupiters. Simulations were set up as described by [5] and the ‘shallow’ hot Jupiter case of [3]. In each case, the model was run for a period much longer than that required to reach statistical equilibrium: model runs covered periods of over 1,000 Earth days (maximum run length: 4,000 Earth days), with the spinup time found to be 30-40 Earth days.

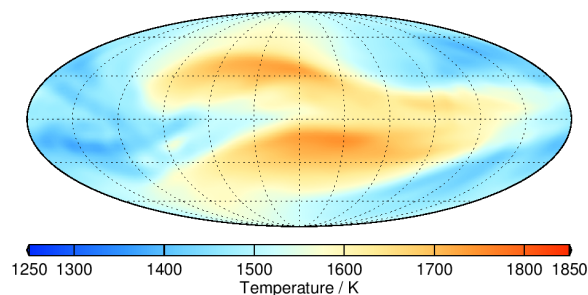


Figure 1: Temperature ‘snapshot’ from a model run at T42 L15 resolution, demonstrating a similar pattern to that seen in [5].

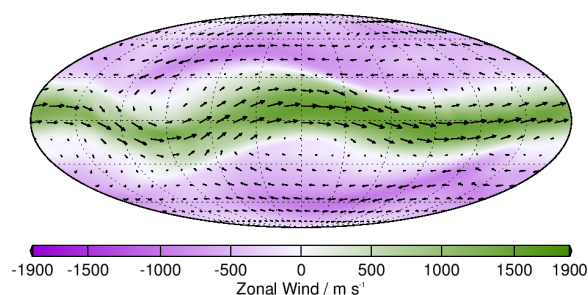


Figure 2: Wind ‘snapshot’ from a model run at T42 L15 resolution, from the same timestep as the image in Figure 1. Colours represent zonal (west-east) wind only, arrows full wind vectors.

Representative temperatures at specific locations

(see Figure 3) are on average on the order of 10-20K higher than in the corresponding locations in [5], but the overall structure of temperature and wind fields corresponds well.

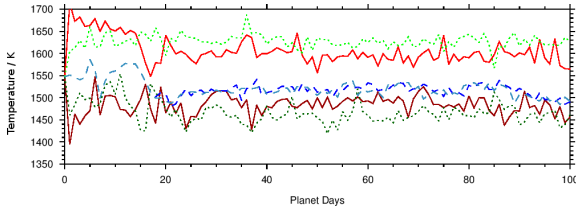


Figure 3: Representative temperature time series from a model run at T42 L15 resolution. Colours represent different locations on the planet: reds are the sub- and anti-stellar points, greens the limbs (light: east; dark: west), and blues the poles.

The effects of model resolution and certain parameter settings are also investigated, including the alteration of orbital period and thermal forcing. As well as the diagnostics shown above, which are directly comparable to those displayed in [3] and [5], time means and higher-order diagnostics are also calculated and analysed. We propose some additional statistics that could be used to better characterise model time mean states and variability in future hot Jupiter intercomparison studies.

Acknowledgements

The authors gratefully acknowledge the support of the UK Science and Technology Facilities Council. VLB also thanks The Open University Charter Studentships.

References

- [1] Cho, J. Y.-K., Menou, K., Hansen, B. M. S., and Seager, S.: Atmospheric circulation of close-in extrasolar giant planets. I. global, barotropic, adiabatic simulations, *The Astrophysical Journal*, Vol. 675, pp. 817-845, 2008
- [2] Fraedrich, K., Kirk, E., Luksch, U., Lunkeit, F.: The Portable University Model of the Atmosphere (PUMA): Storm track dynamics and low frequency variability. *Meteorologische Zeitschrift*, Vol. 14, pp. 735-745, 2005
- [3] Heng, K., Menou, K., and Phillipps, P. J.: Atmospheric circulation of tidally-locked exoplanets: a suite of benchmark tests for dynamical solvers, *Monthly Notices of the Royal Astronomical Society*, Vol. 413, pp. 2380-2402, 2011
- [4] Hoskins, B. J. and Simmons, A. J.: A multi-layer spectral model and the semi-implicit method, *Quarterly Journal of the Royal Meteorological Society*, Vol. 101, pp. 637-655, 1975
- [5] Menou, K. and Rauscher, E.: Atmospheric circulation of hot Jupiters: a shallow three-dimensional model, *The Astrophysical Journal*, Vol. 700, pp. 887-897, 2009