

# Northumbria Research Link

Citation: Ablowitz, Mark, Ma, Yi-Ping and Rumanov, Igor (2017) A universal asymptotic regime in the hyperbolic nonlinear Schrodinger equation. *SIAM Journal on Applied Mathematics*, 77 (4). pp. 1248-1268. ISSN 0036-1399

Published by: SIAM

URL: <https://doi.org/10.1137/16M1099960> <<https://doi.org/10.1137/16M1099960>>

This version was downloaded from Northumbria Research Link:  
<http://nrl.northumbria.ac.uk/30858/>

Northumbria University has developed Northumbria Research Link (NRL) to enable users to access the University's research output. Copyright © and moral rights for items on NRL are retained by the individual author(s) and/or other copyright owners. Single copies of full items can be reproduced, displayed or performed, and given to third parties in any format or medium for personal research or study, educational, or not-for-profit purposes without prior permission or charge, provided the authors, title and full bibliographic details are given, as well as a hyperlink and/or URL to the original metadata page. The content must not be changed in any way. Full items must not be sold commercially in any format or medium without formal permission of the copyright holder. The full policy is available online: <http://nrl.northumbria.ac.uk/policies.html>

This document may differ from the final, published version of the research and has been made available online in accordance with publisher policies. To read and/or cite from the published version of the research, please visit the publisher's website (a subscription may be required.)

[www.northumbria.ac.uk/nrl](http://www.northumbria.ac.uk/nrl)



# A universal asymptotic regime in the hyperbolic nonlinear Schrödinger equation

Mark J. Ablowitz, Yi-Ping Ma,\* Igor Rumanov<sup>†</sup>

Department of Applied Mathematics, University of Colorado, Boulder, CO 80309 USA

May 18, 2017

## Abstract

The appearance of a fundamental long-time asymptotic regime in the two space one time dimensional hyperbolic nonlinear Schrödinger (HNLS) equation is discussed. Based on analytical and numerical simulations, a wide range of initial conditions corresponding to initial lumps of moderate energy are found to approach a quasi-self-similar solution. Even relatively large initial amplitudes, which imply strong nonlinear effects, eventually lead to local structures resembling those of the self-similar solution, with appropriate small modifications. This solution has aspects that suggest it is a universal attractor emanating from wide ranges of initial data.

---

\*current address: Department of Mathematics, Physics, and Electrical Engineering, Northumbria University, Newcastle upon Tyne, NE1 8ST, UK

<sup>†</sup>corresponding author; e-mail: igor.rumanov@colorado.edu

# 1 Introduction

The nonlinear Schrödinger (NLS) equation is one of the most important and well studied nonlinear equations in mathematical physics. It arises in many physical situations such as water waves, nonlinear optics, Bose-Einstein condensation, plasma physics and many others.

In two space-one time dimension the paradigm NLS equations are written in the form

$$i\partial_Z\Phi + (\partial_{xx} + \sigma\partial_{yy})\Phi + |\Phi|^2\Phi = 0, \quad \sigma = \pm 1.$$

The elliptic version of this equation, when  $\sigma = 1$ , has been extensively studied largely due to the fact that the solution can exhibit wave collapse in finite time, see e.g. [39, 9, 46].

The (2+1)-dimensional hyperbolic nonlinear Schrödinger (HNLS) equation with  $\sigma = -1$

$$i\partial_Z\Phi + (\partial_{xx} - \partial_{yy})\Phi + |\Phi|^2\Phi = 0, \quad (1.1)$$

also describes many types of physical phenomena including electromagnetic pulse propagation in optical waveguides, e.g. plasmons propagating along a flat dielectric/metal interface [1], cyclotron waves in plasmas [36, 33, 46] and surface waves in deep water [5, 46, 47]. Recently it has been suggested that the HNLS equation may help understand the phenomena of rogue waves [27, 40]. In the plasmon application the variable  $Z$  corresponds to propagation distance,  $x$  to the transverse spatial direction,  $y$  to a retarded time and  $\Phi$  to the complex amplitude of the electromagnetic field [1]. In water wave applications  $Z$  typically is related to physical time shifted by the group velocity while  $x$  and  $y$  correspond to the horizontal dimensions; see e.g. [5]. For other applications (e.g. plasma waves [46]),  $x$ ,  $y$  and  $Z$  are related to the three physical spatial axes. In optics applications, the (2+1)-dimensional NLS equation typically describes the envelope of propagating optical pulse. In dimensional form it reads, see e.g. [46, 9, 30, 1],

$$i\partial_Z E + \left( \frac{1}{k} \partial_{XX} - k'' \partial_{YY} \right) E + \alpha |E|^2 E = 0,$$

where  $E$  is the envelope of the propagating electromagnetic field,  $\alpha$  is related to the coefficient of nonlinear Kerr effect,  $Z$  is the longitudinal and  $X$  is the transverse spatial coordinate in the polarization plane,  $Y = t - Z/v_g$  is the retarded time,  $v_g = \partial\omega/\partial k$  is the wave packet group velocity,  $k$  is its wavenumber,  $\omega$  is the frequency and  $k''(\omega) = \partial^2 k/\partial\omega^2$  is the second derivative in the (inverse) dispersion law  $\omega = \omega(k)$ . The last parameter can be positive or negative. The case of  $k''(\omega) > 0$  is called “media with normal group velocity dispersion” while the opposite case corresponds to “media with anomalous dispersion”. Thus, in normally dispersive media in this sense, one has the HNLS equation studied here in its dimensionless form eq. (1.1). This model has been used for examining the evolution of optical pulses in normally dispersive optical waveguides, as well as more generally in normally dispersive optical media [46, 15, 26]. HNLS equation also represents the canonical model for the study of the experimentally observed X-waves, as considered e.g. in [15, 26] and references therein. It is important in all these applications to study the various long-time propagation regimes in HNLS equation.

Unfortunately, general properties of the solutions of the HNLS equation are much less known than that of its elliptic counterpart. This is partly due to the fact that there are relatively few physically applicable two-space-dimensional exact solutions known for this equation. But there is an exact similarity solution of eq. (1.1) which was found in [42] and independently in [5]. It has the form

$$\Phi = \frac{\Lambda_0}{Z} \exp \left( i \left[ s + \theta_0 - \frac{\Lambda_0^2}{Z} \right] \right), \quad s = \frac{x^2 - y^2}{4Z}, \quad (1.2)$$

where  $s$  defined above is the similarity variable and  $\Lambda_0, \theta_0$  are real constants.

The main result of this paper is to show that the solution eq. (1.2), with a remarkably small modification, appears at long times (i.e. large  $Z$ ) in the central zone of the  $(x, y)$ -plane, around the initial location of the lump, for a wide range of initial conditions. This is basically the case for all initial conditions such that some lump of energy is initially present in the neighborhood of the origin in the  $(x, y)$ -plane; hence we term this solution as universal. The form of the modified similarity solution is found to be

$$\Phi = \frac{\Lambda_0}{Z} \exp \left( i \left[ s + \theta_0 + \frac{\eta_0 - \Lambda_0^2}{Z} \right] \right), \quad (1.3)$$

where real constants  $\theta_0, \Lambda_0, \eta_0$  depend on the initial conditions. This asymptotic solution can be called quasi-self-similar; comparing to the exact solution (1.2), it only depends on one additional constant  $\eta_0$ . This constant is a part of a modification to the phase in (1.3) which vanishes as  $z \rightarrow \infty$ . Thus, we have found that initial conditions with small-to-moderate energies lead to simple quasi-similarity asymptotic solution for large  $Z$ ; it is described by formula (1.3). This is more fully discussed in the sections below.

We emphasize that we do not consider either rapidly varying or large initial data; this is consistent with the derivation of the HNLS from physical principles where all terms are of the same order. Indeed, in optical applications HNLS is derived (see e.g. [1]) considering the Kerr effect of the medium. This takes into account the small correction to the constant electric permittivity which is proportional to the intensity or the amplitude squared of the field. Further, the field is assumed to vary slowly on a scale proportional to the inverse of its small amplitude. In water wave applications, the HNLS equation (or its generalizations) is obtained [5] by requiring that the amplitude of variations of water surface height be small compared to the depth of the solid bottom. And, as in the optics applications, the amplitude varies slowly on a scale inversely proportional to its value. In both applications, as the amplitude becomes large, or the field becomes rapidly varying, additional correcting terms are needed and the HNLS equation usually becomes inapplicable.

Apart from the linear and nonlinear stability analysis cf. [48, 39, 9, 34, 35] (and also numerous references therein) which are usually dedicated to the stability of exact one-dimensional solutions of the 1D-NLS equation (e.g. solitons) (and thus also exact solutions of the HNLS eq.), there are relatively few analytical results in the literature regarding the general behavior of solutions of the HNLS equation, though some results can be found in [33, 29, 8, 21, 10, 12, 26, 40].

Studies conducted in the 1970s-1990s are summarized in the reviews [39, 9] and the book [46] where both elliptic NLS and HNLS in various dimensions are considered.

Since the seminal work [48] it is known that one-dimensional solitons in multidimensional NLS equations are unstable with respect to transversal perturbations, see also e.g. [6]. Recently there has been more research regarding the types of instability and the growth rates of various instabilities in the HNLS eq.; see e.g. [35, 34] and their associated experimental demonstration [22, 23, 24].

It is known that nonelliptic NLS equations do not admit localized traveling wave solutions [21]. This is consistent with our observations that lumps of energy in the HNLS eq. eventually disperse, and in turn, lead to the universal asymptotic solution described here. The underlying structure can consist of many localized hyperbolas. Sometimes we observe a number of such hyperbolic structures with different centers, partly superimposed. These may be preceded by more intricate structures at intermediate “times”  $Z$ .

Apart from analyzing the development of instabilities of one-dimensional solutions [22, 23, 24], there has been some numerical and experimental research on the HNLS equation [29, 41, 37, 28, 14, 32, 26]. There has also been a number of studies of the (3+1)-D HNLS eq., see e.g. [38, 9, 13, 14, 17] and references therein. The 3D case has attracted researchers due to a wide variety of applications

ranging from short (femtosecond) laser beams in condensed media [38, 13, 15, 17, 45], cyclotron waves in plasma [36, 42, 33, 11, 13, 14] and high energy nonlinear electromagnetic phenomena [44].

Given its numerous applications (surface waves in deep water, optical pulses in planar waveguides etc.) and its fundamental role as an intrinsically simple (2+1)-dimensional nonlinear equation, the HNLS eq. is a laboratory for novel types of phenomena and its behavior can shed light on related problems such as the more complicated (3+1)-D HNLS eq. Indeed many processes associated with the (3+1)-D HNLS eq. such as pulse splitting, multi-filamentation, fragmentation, so-called snake and neck instabilities and nonlinear X-waves, have qualitative counterparts in the HNLS eq. [28, 13, 14, 22, 26, 23, 24].

Interestingly, there is still controversy as to whether there exists a catastrophic collapse, or blowup with infinite singularity formation in the (3+1)-D HNLS eq. [30, 20, 13, 49, 50, 14]. In this respect, the situation with the HNLS eq. is clearer. There is a simple convincing, though non-rigorous, argument regarding the absence of catastrophic collapse in this case, see e.g. [20]. The HNLS eq. without the second-derivative defocusing term ( $\partial_{yy}\Phi$  in eq. (1.1)) is the integrable 1D NLS eq. which is known to have no collapse (and possess multisoliton solutions). Adding the second-derivative term which causes defocusing in the transversal direction should only improve the situation, further dispersing the energy. There are some rigorous quantitative arguments [10], based on virial inequalities (i.e. inequalities for second moments or variances and their  $Z$ -derivatives), which show that total collapse, i.e. finite energy concentration on sets of measure zero (points or lines) is impossible for the (2+1)-D HNLS eq. This does not rigorously rule out a blowup singularity formation but, together with the qualitative argument above, makes it much less plausible.

Virial-based arguments like those in [10] suggest that the HNLS eq. favors structures stretched along the defocusing direction leading to hyperbolas in the  $(x, y)$ -plane. This is similar to X-wave phenomena [15, 16, 26] which exhibit characteristic X-shapes in the  $(x, y)$ -plane formed by the lines  $x = \pm y$  and characteristic hyperbolas asymptotic to these lines. While such existing exact solutions have infinite energy (i.e. infinite  $L^2$ -norm  $\int \int |\Phi|^2 dx dy$ ), their finite-energy counterparts have been observed in experiments on electromagnetic beam propagation; they appear in the central cores of the beams and split at sufficiently large propagation distance  $Z$ , see e.g. [15, 16]. When the phenomenon is described by the HNLS equation [13], the end result of their splitting must be the hyperbolic structure which we observe numerically and describe analytically below.

Recently some exact X-wave solutions of the HNLS eq. and the (3+1)-D HNLS equation with an additional supporting potential have been found [19] but they still have infinite energy. Also, some infinite energy standing wave solutions were proven to exist in [31]. The existence of certain types of bounded and continuous hyperbolically radial standing and self-similar waves was established in [26] where the asymptotics of such solutions at large hyperbolic radius, i.e. large  $|x^2 - y^2|$ , are computed. The region we consider here is different:  $x^2 \pm y^2 \lesssim 4Z$  i.e. the center zone of the pulse. The scenario, also confirmed by our numerical studies is that initial localized lumps asymptotically tend to a similarity solution valid in the above central zone and falling off sharply (exponentially) beyond it. Although the similarity solution has infinite energy, other small amplitude solutions, which can be obtained by WKB methods and matched to these similarity solutions, exist in regimes away from the core; cf. e.g. [6].

A number of exact solutions based on symmetry reductions using Lie group invariance methods, have been constructed for both the NLS and HNLS eq. We summarize some of this work in Appendix A of the longer version of this paper [4]. Some of these similarity reductions and exact solutions may be relevant at intermediate stages before reaching the long-time regime. They may allow for a better quantitative description of various phenomena like self-focusing, splitting, pattern formation. The descriptions available so far in literature [8, 11, 9, 13] are only approximate and an improved understanding might be reached by obtaining more sophisticated exact solutions. This question

deserves further, more systematic study and we plan to consider it elsewhere. We emphasize, however, that our current results are of importance for these questions since they allow one to select among the many complicated transient solutions those which are asymptotically close to the universal regime described here.

Of the approximate methods applied to all types of NLS equations, variational methods, though not rigorous, have proven to be very popular. They were used to construct approximate solutions for both the HNLS [8, 40] and the (3+1)-D HNLS equations [11, 13, 14]. They were used in [8, 11] to quantitatively understand the self-focusing and pulse-splitting phenomena and in [40] to investigate possible mechanisms of generating rogue waves in HNLS. While the range of validity of a variational ansatz remains to be rigorously established, the results of using the Gaussian ansatz of [8, 40] for HNLS can be obtained from a usual approximate solution where the validity and the precision of the approximation are completely clarified, see the Appendix. Thus, the variational approximation can be useful e.g. at long times in  $Z$ , and can be related to the universal solution eq. (1.3), e.g. the amplitude there also may decay as the inverse of time or propagation distance  $Z$ . However, some limitations of this approach are exposed when we compare the phases in the Appendix.

It is well-known that similarity solutions play a crucial role in the long time asymptotic solution of certain integrable nonlinear dispersive wave equations [6, 2]. Equations which are not known to be integrable, such as the HNLS equation, have been less intensively studied from this point of view. For example, the one dimensional integrable NLS equation

$$iu_z + u_{xx} + \sigma|u|^2u = 0 \quad (1.4)$$

has the similarity solution

$$u(x, z) = \frac{A}{z^{1/2}} \exp(i\theta) \quad \text{where} \quad \theta = \frac{x^2}{4z} + \sigma A^2 \log z + \theta_0 \quad (1.5)$$

In 1976 Manakov showed that for  $\sigma = -1$  as  $z \rightarrow \infty$  the solution tended to the above similarity solution in the central core region. Ablowitz and Segur showed how to include suitable perturbations and solitons (when  $\sigma = +1$ ) cf. [6].

It was also shown that similarity solutions played key roles in the long time limit of other well-known integrable PDEs, e.g. the Korteweg-deVries (KdV) and modified KdV (mKdV) equations [7, 43]. In the case of the mKdV equation

$$u_t - u^2u_x + u_{xxx} = 0 \quad (1.6)$$

with decaying initial data, it has the similarity reduction:  $u(x, t) = w(\eta)/(3t^{1/3})$  where  $w$  satisfies the 2nd Painlevé equation

$$w'' - \eta w - 2w^3 = 0 \quad (1.7)$$

Here the solution  $u$  tends (up to the factor  $3t^{1/3}$ ) to a solution of the Painlevé equation (1.7) (in the case of KdV, a related ODE) in the long time limit. Indeed, Ablowitz, Kruskal and Segur [3] showed that the decaying solution of mKdV equation had the following property. Corresponding to the boundary condition

$$w(\eta) \sim r_0 \text{Ai}(\eta), \text{ as } \eta \rightarrow +\infty \quad (1.8)$$

where  $\text{Ai}(\eta)$  is the well-known Airy function, there were three types of behavior as  $\eta \rightarrow -\infty$ .

i) For  $|r_0| < 1$  (subcritical),

$$w(\eta) \sim d_0(-\eta)^{1/4} \sin \left( \frac{2}{3}(-\eta)^{3/2} - \frac{3}{4}d_0^2 \log(-\eta) + \theta_0 \right) \quad (1.9)$$

where  $d_0^2 = -\frac{1}{\pi} \log(1 - r_0^2)$ ; the formula for  $\theta_0 = \theta_0(r_0)$  is more complicated; see [43].

ii) For  $|r_0| = 1$  (critical),

$$w(\eta) \sim Sgn(r_0) \left( (-\eta/2)^{1/2} - \frac{(-\eta)^{-5/2}}{2^{7/2}} + O((-\eta)^{-11/2}) \right) \quad (1.10)$$

iii) When  $|r_0| > 1$  (overcritical),

$$w(\eta) \sim Sgn(r_0) \left( \frac{1}{\eta - \eta_0} - \frac{\eta_0}{6}(\eta - \eta_0) + O((\eta - \eta_0)^2) \right) \quad (1.11)$$

where  $\eta_0 = \eta_0(r_0)$ . Subsequently, Hastings and McLeod [25] studied case (ii) in detail.

What is clear from the above is the important role similarity solutions play in long time evolution of nonlinear dispersive wave equations. As we show here for the HNLS equation, initial conditions (ICs) with small-to-moderate energies tend to the quasi-similarity solution described by formula (1.3), in a neighborhood around the initial lump. This is motivated by the exactly solvable examples above. Few such analytical results are known for equations which are not exactly solvable equations. In the case of the HNLS equation it is widely believed that it is not integrable in the sense of its one dimensional counterpart. Therefore it is remarkable that here we obtain a simple quasi-similarity solution eq. (1.3) with only one additional constant  $\eta_0$  to determine from numerics.

As said above,  $\eta_0$  is part of a phase term that is an asymptotically small correction to the exact similarity solution eq. (1.2). This quasi-similarity solution accounts for the long time asymptotics of an important class of physically relevant ICs. For special ICs,  $\eta_0$  can be predicted analytically for small-moderate amplitudes; see the table and the discussion at the end of section 2.

The plan of the paper is the following. In section 2 we compute the perturbative solution of the HNLS equation for the Gaussian lump initial condition keeping first order in nonlinearity and determine the form of corrections to its exact solution eq. (1.2) which is relevant for long-time (large  $Z$ ) asymptotics. Section 2 also shows how focusing and defocusing can be described for moderate amplitudes in the the HNLS equation. In section 3 we present the general large  $Z$  asymptotics for both the linear and nonlinear equation, assuming in the last case that the solution falls off as  $1/Z$  in the central region. Section 4 presents extensive numerical results demonstrating the appearance of the solution eq. (1.3) with the corrections discussed in sections 2 and 3. Section 5 is dedicated to the discussion of the results. The Appendix shows what kind of approximation underlies the variational approach subject to a Gaussian ansatz; cf. [8, 40], and how it relates to the solutions (1.2-1.3).

## 2 A perturbative calculation

Here we compute the first order corrections due to the nonlinearity to the exact solution of the linearized HNLS equation for the Gaussian initial condition (see also [1]). Namely we take  $\Phi(x, y, Z = 0) = \Phi_L(x, y, Z = 0) = A_0 e^{-x^2 - y^2}$ ,  $A_0$  constant, and consider

$$\Phi \approx \Phi_L + \Phi_n, \quad (2.1)$$

where  $\Phi_L$  satisfies

$$i\partial_Z\Phi_L + (\partial_{xx} - \partial_{yy})\Phi_L = 0, \quad (2.2)$$

and  $\Phi_n$  is found as the first order perturbation to  $\Phi_L$  from

$$i\partial_Z\Phi_n + (\partial_{xx} - \partial_{yy})\Phi_n = -|\Phi_L|^2\Phi_L. \quad (2.3)$$

Then the exact solution of eq. (2.2) is

$$\Phi_L(x, y, Z) = \frac{A_0}{\sqrt{16Z^2 + 1}} e^{-\frac{x^2+y^2}{16Z^2+1}} \cdot e^{\frac{4iZ(x^2-y^2)}{16Z^2+1}} = A_L(x, y, Z) e^{i\theta_L(x, y, Z)}. \quad (2.4)$$

Using Fourier transform techniques, one obtains the exact formula for  $\Phi_n$  from eq. (2.3) and eq. (2.4) with  $\Phi_n(x, y, Z=0) = 0$

$$\Phi_n(x, y, Z) = \frac{iA_0^3}{4} \int_0^Z \frac{dZ'}{\sqrt{(16Z'^2 + 1)(16Z'^2 + 9)(R^2 + J^2)}} \cdot e^{-\frac{R(x^2+y^2)}{4(R^2+J^2)}} \cdot e^{\frac{iJ(x^2-y^2)}{4(R^2+J^2)}}, \quad (2.5)$$

where we denote

$$R = R(Z') = \frac{3(16Z'^2 + 1)}{4(16Z'^2 + 9)}, \quad J = J(Z', Z) = Z - \frac{8Z'}{16Z'^2 + 9}. \quad (2.6)$$

Next we consider the asymptotics of the exact perturbative expression eq. (2.5) as  $Z$  becomes large. It is then convenient to rewrite eq. (2.5) as

$$\Phi_n(x, y, Z) = I_1 - I_2,$$

where the first integral  $I_1$ , after change of integration variable to

$$\zeta = \frac{16Z'^2 + 1}{16Z'^2 + 9}, \quad 4Z' = \sqrt{\frac{9\zeta - 1}{1 - \zeta}}, \quad (2.7)$$

can be written as

$$I_1 = \frac{iA_0^3 e^{\frac{i(x^2-y^2)}{4Z}}}{32Z} \int_{1/9}^1 \frac{d\zeta}{\sqrt{\zeta(1-\zeta)(9\zeta-1)}} \cdot \frac{e^{-\frac{3(x^2+y^2)\zeta}{16Z^2g(\zeta, Z)} + \frac{i(x^2-y^2)(u_1-u_2/Z)}{4Z^2g(\zeta, Z)}}}{\sqrt{g(\zeta, Z)}}, \quad (2.8)$$

$$g(\zeta, Z) = 1 - \frac{2u_1}{Z} + \frac{u_2}{Z^2}, \quad u_1 = u_1(\zeta) = \frac{\sqrt{(9\zeta-1)(1-\zeta)}}{4}, \quad u_2 = u_1^2 + \frac{9\zeta^2}{16}.$$

The second integral  $I_2$ , after the change of integration variable  $u = 4Z'/Z$ , becomes

$$I_2 = \frac{iA_0^3}{16Z^2} \int_4^\infty \frac{du}{\sqrt{(u^2 + 1/Z^2)(u^2 + 9/Z^2)((R/Z)^2 + (J/Z)^2)}} \cdot e^{-\frac{R(x^2+y^2)}{4(R^2+J^2)}} \cdot e^{\frac{iJ(x^2-y^2)}{4(R^2+J^2)}}. \quad (2.9)$$

The last formulas are convenient to expand in inverse powers of  $Z$ . Restricting the consideration to the central zone  $x^2 + y^2 \lesssim 4Z$ , we find

$$I_1 = \frac{iA_0^3 e^{\frac{i(x^2-y^2)}{4Z}}}{32Z} \int_{1/9}^1 \frac{d\zeta}{\sqrt{\zeta(1-\zeta)(9\zeta-1)}}.$$



$$\cdot \left( 1 + \frac{u_1}{Z} - \frac{3(x^2 + y^2)\zeta}{16Z^2} + \frac{i(x^2 - y^2)u_1}{4Z^2} + \frac{3u_1^2 - u_2}{2Z^2} + O\left(\frac{1}{Z^3}\right) \right). \quad (2.10)$$

As for the second integral  $I_2$ , it is expanded for large  $Z$  as

$$I_2 = \frac{iA_0^3 e^{\frac{i(x^2 - y^2)}{4Z}}}{16Z^2} \int_4^\infty \frac{du}{u^2} \left( 1 + O\left(\frac{1}{Z^2}\right) \right) = \frac{iA_0^3 e^{\frac{i(x^2 - y^2)}{4Z}}}{64Z^2} \left( 1 + O\left(\frac{1}{Z^2}\right) \right). \quad (2.11)$$

Thus, gathering the contributions of  $I_1$  and  $I_2$ , we obtain

$$\Phi_n = \frac{iA_0^3 e^{\frac{i(x^2 - y^2)}{4Z}}}{32Z} \left( C_1 - \frac{1}{6Z} - \frac{3C_2(x^2 + y^2)}{16Z^2} + \frac{i(x^2 - y^2)}{12Z^2} + \frac{C_3}{Z^2} + O\left(\frac{1}{Z^3}\right) \right), \quad (2.12)$$

where  $C_1$ ,  $C_2$  and  $C_3$  are numerical constants given by

$$C_1 = \int_{1/9}^1 \frac{d\zeta}{\sqrt{\zeta(1-\zeta)(9\zeta-1)}} \approx 1.68575, \quad C_2 = \int_{1/9}^1 \frac{\sqrt{\zeta} d\zeta}{\sqrt{(1-\zeta)(9\zeta-1)}} \approx 0.742494, \\ C_3 = \frac{1}{16} \int_{1/9}^1 \frac{d\zeta}{\sqrt{\zeta(1-\zeta)(9\zeta-1)}} \left( (9\zeta-1)(1-\zeta) - \frac{9\zeta^2}{2} \right) \approx -0.05268. \quad (2.13)$$

Similarly, expanding the exact solution eq. (2.4) of the linearized equation in powers of  $1/Z$  for  $Z \gg 1$ , we find

$$\Phi_L = \frac{A_0 e^{\frac{i(x^2 - y^2)}{4Z}}}{4Z} \left( 1 - \frac{x^2 + y^2}{16Z^2} - \frac{1}{32Z^2} - \frac{i(x^2 - y^2)}{64Z^3} + O\left(\frac{1}{Z^4}\right) \right). \quad (2.14)$$

Adding eqs. (2.14) and (2.12), we obtain the large  $Z$  asymptotics of  $\Phi$  for the Gaussian initial condition,

$$\Phi \approx \Phi_L + \Phi_n = \frac{A_0 e^{\frac{i(x^2 - y^2)}{4Z}}}{4Z} \left( 1 + \frac{iC_1 A_0^2}{8} - \frac{iA_0^2}{48Z} - \frac{x^2 + y^2}{16Z^2} \left( 1 + \frac{3C_2 i A_0^2}{8} \right) - \frac{A_0^2(x^2 - y^2)}{96Z^2} - \frac{1 - 4C_3 i A_0^2}{32Z^2} + O\left(\frac{1}{Z^3}\right) \right). \quad (2.15)$$

It is illuminating to present the factor in the parentheses as  $\rho e^{i\theta}$  with  $\rho$  and  $\theta$  real. Since we started with the first perturbation in  $A_0^2$ , we should keep only the terms up to order  $\sim A_0^2$ . Then we finally obtain

$$\Phi = A e^{i\theta}$$

with amplitude and phase given by

$$A \approx \frac{A_0}{4Z} \left( 1 - \frac{x^2 + y^2}{16Z^2} - \frac{A_0^2(x^2 - y^2)}{96Z^2} - \frac{1}{32Z^2} \right), \quad (2.16)$$

$$\theta \approx \frac{C_1 A_0^2}{8} + \frac{x^2 - y^2}{4Z} - \frac{A_0^2}{48Z} + \frac{(C_1 - 3C_2)A_0^2(x^2 + y^2)}{128Z^2} + \frac{(C_1 + 32C_3)A_0^2}{256Z^2}. \quad (2.17)$$

Table 1: Theoretical parameters for Gaussian initial conditions

$A_0$	$\Lambda_0$	$\theta_0$	$\eta_0$
1	0.25	0.2107	0.0417
2	0.5	0.8429	0.1667
3	0.75	1.8965	0.375
4	1	3.3715	0.6667

The main focusing/defocusing effect of the nonlinearity depends on the term  $-\frac{A_0^2(x^2-y^2)}{96Z^2}$  in the amplitude eq. (2.16). Its sign shows compression in the focusing  $x$ -direction and decompression in the defocusing  $y$ -direction as expected. (We note that in Fig. 3 of [1] the axes  $Y$  and  $T$  should be relabelled since there  $Y$  is the focusing and  $T$  is the defocusing direction.)

The previous formulae imply that, for the Gaussian lump initial condition of moderate amplitude  $A_0$ , we have the following theoretical parameters in the asymptotics:

$$\Lambda_0 = \frac{A_0}{4}, \quad \theta_0 = \frac{C_1 A_0^2}{8} \approx 0.2107 A_0^2, \quad \eta_0 = \Lambda_0^2 - \frac{A_0^2}{48} = \frac{A_0^2}{24}, \quad (2.18)$$

see eq. (1.3), which we will compare with numerics in subsequent sections. Thus, for the Gaussian beam of small or moderate amplitude, we have theoretical values, in the first perturbative approximation in the initial amplitude  $A_0$ , for the parameters  $\Lambda_0$ ,  $\theta_0$  and  $\eta_0$ . Their numerical values are presented in Table 1.

Comparing with the numerical results in Table 2 in section 4 where we use direct numerical simulations up to  $Z = 16$  shows that this perturbative calculation yields very good results up to  $A_0 = 3$ ; after that, i.e. at  $A_0 = 4$ , the perturbative calculation deviates from direct simulation. Presumably one needs to go to higher order terms to improve the results. Carrying this out is outside the scope of this paper. Eventually, as  $Z \rightarrow \infty$  the similarity solution provides a good approximation to the solution in the central zone.

Indeed, the perturbative calculation can, in principle, be generalized to handle general lump-type ICs. Let us denote the Fourier transform of  $G(x, y, Z)$  as  $\hat{G}(k, l, Z)$ . Eqs. (2.2–2.3) then lead to an approximate expression of  $\hat{\Phi}(k, l, Z) \approx \hat{\Phi}_L + \hat{\Phi}_n$  in terms of  $\hat{\Phi}_0(k, l) \equiv \hat{\Phi}(k, l, Z = 0)$  as follows. The solution of eq. (2.2) is  $\hat{\Phi}_L(k, l, Z) = \hat{\Phi}_0(k, l)e^{-i(k^2-l^2)Z}$  in Fourier space. Denoting  $F(x, y, Z) \equiv -|\Phi_L|^2\Phi_L$ , the solution of Eq. (2.3) in Fourier space is then

$$\hat{\Phi}_n(k, l, Z) = -i \int_0^Z \hat{F}(k, l, Z') e^{i(k^2-l^2)(Z'-Z)} dZ'.$$

Analytically, the main technical difficulty of proceeding further is the absence of general convenient expressions for  $F(x, y, Z)$  or  $\hat{F}(x, y, Z)$ . Thus, while this approach holds the promise of predicting the long-time asymptotics for general ICs, doing so is outside the scope of this paper.

### 3 General large $Z$ asymptotics – linear and nonlinear

Here we consider analytically what kind of large  $Z$  asymptotic behavior one should expect for the HNLS equation and for its linearized version.

### 3.1 Linear case

The linear problem has a similarity solution which describes the central  $x - y$  region for long time. Indeed, the linear problem

$$i\partial_Z\Phi + \partial_{xx}\Phi - \partial_{yy}\Phi = 0 \quad (3.1)$$

has a Fourier solution for general initial conditions (IC). Denoting by  $\hat{\Phi}(k, l, Z)$  the Fourier component of  $\Phi$  in  $xy$ -space, one gets  $\hat{\Phi}(k, l, Z) = \hat{\Phi}_0(k, l)e^{-i(k^2-l^2)Z}$  where  $\hat{\Phi}_0(k, l) = \hat{\Phi}(k, l, 0)$  is the Fourier transform of the IC. Then, after rescaling  $k \rightarrow k/\sqrt{Z}$  and  $l \rightarrow l/\sqrt{Z}$ , one can write the inverse Fourier transform restoring  $\Phi(x, y, Z)$  as

$$\Phi(x, y, Z) = \frac{1}{4\pi^2 Z} \int \int \hat{\Phi}_0(k/\sqrt{Z}, l/\sqrt{Z}) e^{-i(k^2-l^2)Z} e^{i(kx+ly)/\sqrt{Z}} dkdl, \quad (3.2)$$

which is convenient for expansion in inverse powers of  $Z$ . In eq. (3.2), we expand  $\hat{\Phi}_0(k/\sqrt{Z}, l/\sqrt{Z})$  in a Taylor series around the origin,

$$\begin{aligned} \hat{\Phi}_0(k/\sqrt{Z}, l/\sqrt{Z}) &= \hat{\Phi}_0(0, 0) + \\ &+ \partial_k \hat{\Phi}_0(0, 0) \frac{k}{\sqrt{Z}} + \partial_l \hat{\Phi}_0(0, 0) \frac{l}{\sqrt{Z}} + \frac{\partial_{kk} \hat{\Phi}_0(0, 0) k^2 + 2\partial_{kl} \hat{\Phi}_0(0, 0) kl + \partial_{ll} \hat{\Phi}_0(0, 0) l^2}{2Z} + \dots \end{aligned} \quad (3.3)$$

Similarly we expand the exponent  $e^{i(kx+ly)/\sqrt{Z}}$  and get

$$\begin{aligned} \Phi(x, y, Z) &= \frac{1}{4\pi^2 Z} \int \int e^{-i(k^2-l^2)Z} dkdl \left( \hat{\Phi}_0(0, 0) + \partial_k \hat{\Phi}_0(0, 0) \frac{k}{\sqrt{Z}} + \partial_l \hat{\Phi}_0(0, 0) \frac{l}{\sqrt{Z}} \right. \\ &+ \left. \frac{\partial_{kk} \hat{\Phi}_0(0, 0) k^2 + 2\partial_{kl} \hat{\Phi}_0(0, 0) kl + \partial_{ll} \hat{\Phi}_0(0, 0) l^2}{2Z} + \dots \right) \left( 1 + \frac{i(kx+ly)}{\sqrt{Z}} - \frac{(kx+ly)^2}{2Z} + \dots \right) \\ &= \frac{1}{4\pi^2 Z} \int \int e^{-i(k^2-l^2)Z} dkdl \left( \hat{\Phi}_0(0, 0) \left( 1 - \frac{k^2 x^2 + l^2 y^2}{2Z} \right) + \right. \\ &+ \left. \partial_k \hat{\Phi}_0(0, 0) \frac{ik^2 x}{Z} + \partial_l \hat{\Phi}_0(0, 0) \frac{il^2 y}{Z} + \frac{\partial_{kk} \hat{\Phi}_0(0, 0) k^2 + \partial_{ll} \hat{\Phi}_0(0, 0) l^2}{2Z} + O\left(\frac{1}{Z^2}\right) \right), \end{aligned}$$

the last equality being true due to the survival of only even powers of  $k$  and  $l$  under the integration. This implies asymptotics of the form

$$\Phi(x, y, Z) = \frac{C_0}{Z} \left( 1 + \frac{C_1}{Z} + \frac{(C_2 x + C_3 y)}{Z} + \frac{i(x^2 - y^2)}{4Z} + O\left(\frac{1}{Z^2}\right) \right), \quad (3.4)$$

where  $C_0, C_1, C_2$  and  $C_3$  are constants depending on the IC  $\Phi_0(x, y)$ . Representing the expression in the parentheses of eq. (3.4) in exponential form one finally obtains

$$\Phi(x, y, Z) \approx \frac{C_0}{Z} e^{\frac{i(x^2 - y^2)}{4Z} + \frac{C_1}{Z} + \frac{(C_2 x + C_3 y)}{Z}}, \quad C_0 = \frac{\hat{\Phi}_0(0, 0)}{4\pi},$$

$$C_1 = -\frac{i(\partial_{kk}\hat{\Phi}_0(0,0) - \partial_{ll}\hat{\Phi}_0(0,0))}{4\hat{\Phi}_0(0,0)}, \quad C_2 = \frac{\partial_k\hat{\Phi}_0(0,0)}{2\hat{\Phi}_0(0,0)}, \quad C_3 = -\frac{\partial_l\hat{\Phi}_0(0,0)}{2\hat{\Phi}_0(0,0)}, \quad (3.5)$$

as the approximate general asymptotic solution with  $\hat{\Phi}_0(0,0) \neq 0$ . For symmetric ICs  $C_2 = C_3 = 0$ . Otherwise they can be removed by translation of  $x$  and  $y$  coordinates. It should be noted that the above derivation requires the initial data in Fourier space to be sufficiently smooth. This is not always the case and later we make a further comment about this; see the remark about noise in Fourier space in the discussion of the numerics.

We see that this solution to the linear problem, which is valid for *all lump type initial conditions* with  $\hat{\Phi}_0(0,0) \neq 0$ , is approximately the same as the nonlinear similarity solution eq. (1.2). However we will see that the additional contribution in the phase in eq. (1.2) can make a significant difference. Without this term the error in the phase of the solution can be quite substantial.

### 3.2 Nonlinear case

If we assume that the solution falls like  $1/Z$  at large  $Z$  as we observe in all cases numerically, then it is convenient to express  $\Phi = \phi/Z$  in the HNLS (1.1). Then HNLS takes form

$$i\partial_Z\phi - \frac{i\phi}{Z} + \partial_{xx}\phi - \partial_{yy}\phi + \frac{|\phi|^2}{Z^2}\phi = 0. \quad (3.6)$$

Next we assume that, at large  $Z$ , the solution of eq. (3.6) has the series expansion

$$\phi(x, y, Z) = \sum_{n=0}^{\infty} \frac{\phi_n(x, y)}{Z^n} \quad (3.7)$$

in inverse powers of  $Z$ . Substituting eq. (3.7) into eq. (3.6) we find the linear wave equation

$$\partial_{xx}\phi_0 - \partial_{yy}\phi_0 = 0 \quad (3.8)$$

at zeroth order in  $1/Z$  which implies that in general  $\phi_0(x, y) = \phi_+(x+y) + \phi_-(x-y)$ , where functions  $\phi_+$  and  $\phi_-$  are arbitrary. The next order gives

$$\partial_{xx}\phi_1 - \partial_{yy}\phi_1 = i\phi_0, \quad (3.9)$$

so that, denoting  $x_{\pm} = x \pm y$ ,

$$\phi_1 = \frac{i}{4} \left( x_- \int_0^{x_+} \phi_+(u) du + x_+ \int_0^{x_-} \phi_-(u) du \right) + g_+(x_+) + g_-(x_-), \quad (3.10)$$

with another two arbitrary functions  $g_+$  and  $g_-$ . The first term coming from original nonlinearity appears only at second order in  $1/Z$  which reads

$$4\partial_{x_+x_-}\phi_2 = 2i\phi_1 - |\phi_0|^2\phi_0. \quad (3.11)$$

Proceeding, we obtain *linear* PDEs of the form  $\partial_{x_+x_-}\phi_n = F(\{\phi_j, j < n\})$  allowing one to find in principle each  $\phi_n$  in terms of the previous coefficients of the series (3.7). This shows the consistency of expansion (3.7) at large  $Z$  and its generality since we have a sufficient number of arbitrary functions in the solution. However, the universal regime implies that a wide range of initial conditions leads to

$$\phi_0 = \Lambda_0 e^{i\theta_0} = \text{const.} \quad (3.12)$$

rather than the general solution of eq. (3.8). Then the first two terms of eq. (3.10) give the term  $\phi_0 \cdot i(x^2 - y^2)/4Z$  which indeed universally appears in the asymptotics. As we also observe numerically, one should take  $g_+ + g_- = i(\eta_0 - \Lambda_0^2)\phi_0 = \text{const.}$  for a large variety of ICs, where  $\eta_0$  is a real constant. Then, expressing the factor  $1 + (\phi_1/\phi_0)/Z$  as an exponent, we obtain

$$\Phi \approx \frac{\Lambda_0}{Z} \exp \left[ i \left( \theta_0 + \frac{x^2 - y^2}{4Z} + \frac{\eta_0 - \Lambda_0^2}{Z} \right) \right]. \quad (3.13)$$

The last formula is the corrected self-similar solution (1.3) which is now seen to be consistent with all our analytical estimates. In what follows with extensive numerical calculations we verify this solution and determine the values of the constants. We will see that this solution is valid in the central zone  $s \sim O(1) \ll Z$ . This solution is observed for a large class of ICs – virtually all that contain a lump of energy around the center  $x = y = 0$ .

## 4 Numerical results

The numerical simulations in this paper employed the ETD2 scheme (exponential time differencing, spectral in space and second-order in time) proposed in [18]. The computation domain is taken to be a square of size  $L$  and the number of grid points  $N$  was chosen such that  $L/N = 400/1024 = 600/1536 = 800/2048 = 0.390625$  depending on size requirements. The time ( $Z$ ) step was 0.01 in these simulations.

Corresponding to each of the initial conditions, there are five figures. In the top row, the leftmost figure plots the real part of the numerical solution of eq. (1.1) in the  $x, y$  plane at the final value of time  $Z = Z_{max}$  in the simulation. In the top row, center figure, the real part of the exact solution eq. (1.2) is plotted for the same  $Z$  with fitted amplitude and phase constants  $\Lambda_0$  and  $\theta_0$  based on the numerical solution, and the absolute value of their difference is shown next in the top right figure; there is very good agreement in the central spot, for all initial conditions, both those shown here and many others presented in [4]. The chosen initial conditions include various Gaussian lumps which cover a wide range of parameters – amplitude and the widths along  $x$  and  $y$  axes, as well as some other functions. In some cases to the initial conditions a small amount of randomness was added (10%). Apart from an expected spread in the slope of the numerical line in the right figure of the bottom row the results are largely the same. This is discussed more fully below.

In the left figure of the bottom row of two figures, the maximum amplitudes of the above two solutions are plotted together versus  $\log Z$ ; in each case they approach each other rather fast as  $Z$  grows. The agreement is already excellent when  $Z \sim 10$ , for the properly chosen amplitude parameter  $\Lambda_0$  of eq. (1.2) specified to agree with numerics asymptotically at large  $Z$ . Thus, the amplitude is well described by the exact similarity solution. The parameter  $\theta_0$  in eq. (1.2) was also specified to fit the numerics. In the right figure of the bottom two figures, the phase differences  $\Delta\Theta = \theta - \theta_0$  taken at the center  $x = y = 0$ , were plotted versus  $1/Z$  together for the above two solutions. There one observes gradual approach to a straight line in almost all cases; however, in most cases the *slopes* are seen to be different for the numerical and the exact solution. The slope of the line corresponding to the numeric solution on the center phase plot is equal to  $\eta_0 - \Lambda_0^2$ , from which, with already known (determined by amplitude fitting)  $\Lambda_0$ , the parameter  $\eta_0$  is found.

The parameters computed from the numerical data are presented in Table 2 (there are more cases presented here than in figures - due to restrictions on space).

Table 2: Numerically computed parameters in formula (1.3)

Initial condition	$\Lambda_0$	$\theta_0$	$Z_{max}$	$\eta_0 - \Lambda_0^2$	$\eta_0$
$e^{-x^2-y^2}$	0.25	0.21	16	-0.0153	0.0472
$2e^{-x^2-y^2}$	0.5	0.841	16	-0.0751	0.1749
$3e^{-x^2-y^2}$	0.7296	1.84	16	-0.1736	0.3587
$3.5e^{-x^2-y^2}$	0.6986	2.36	16	-0.2521	0.2359
$4e^{-x^2-y^2}$	0.5216	2.71	16	-0.3283	-0.0562
$2 \cdot 0.5e^{-0.5x^2-0.5y^2}$	0.25	0.43	16	-0.2203	-0.1578
$5 \cdot 0.5e^{-0.5x^2-0.5y^2}$	0.505	2.41	16	-0.091	0.164
$5 \cdot 0.2e^{-0.2x^2-0.2y^2}$	0.2439	1.043	16	-0.286	-0.2265
$10 \cdot 0.1e^{-0.1x^2-0.1y^2}$	0.2449	2.01	32	-1.221	-1.161
$e^{-x^2-2y^2}$	0.192	0.145	16	0.0431	0.08
$e^{-2x^2-y^2}$	0.1768	0.145	16	-0.0685	-0.0372
$0.5(e^{-(x+1)^2-y^2} + e^{-(x-1)^2-y^2})$	0.25	0.105	16	0.2464	0.3089
$0.5(e^{-x^2-(y+1)^2} + e^{-x^2-(y-1)^2})$	0.25	0.105	16	-0.232	-0.1695
$\text{sech}(x^2 + y^2)$	0.395	0.42	24	-0.0498	0.1062
$2.5 \tanh( x^2 - y^2 )e^{-x^2-y^2}$	0.258	0.132	16	-0.0198	0.0468

Thus, the phase of the exact solution (1.2) exhibits a significant error. This discrepancy is the motivation to consider the corrected approximate analytic solution (1.3) with the additional parameter  $\eta_0$  determined from the numerics. Eq. (1.3) is consistent with general analytical consideration of asymptotics as demonstrated in section 3, and its relevance, including the parameter  $\eta_0$ , is exhibited also analytically for the special case of Gaussian lump ICs in section 2.

More figures with similar results are presented in the longer version of this paper [4].

## 5 Discussion of the results

As one might expect, corresponding to initial conditions (ICs) with larger energy, whether due to larger amplitude or width, larger  $Z$  are required to achieve the same degree of agreement between the numerical and the asymptotic solution described by eq. (1.2) or eq. (1.3). The actual solution is closer to the exact similarity solution eq. (1.2) (i.e. the correction parameter  $\eta_0$  is smaller by absolute value) when initially one has a moderate lump of energy with the maximum density at the center. When the initial amplitude is much bigger or the lump is much more narrow than the ones presented in the table/figures, more accurate numerics are required. Previous numerical investigations, e.g. [11, 13, 28], also found that for larger initial amplitudes of HNLS high resolutions are required to obtain reliable results. In this work we do not investigate large or rapidly varying functions. This is in the spirit of the asymptotic derivation of the HNLS equation. As we mentioned in the introduction, in applications HNLS is only obtained under some assumptions restricting the amplitude and its variation. Its nonlinearity arises as a first-order term in a perturbative expansion in powers of amplitude squared. Therefore the consideration here is physically relevant for most situations wherever HNLS equation is applicable itself.

From the numerical values of the parameters presented in the table, one can see that for most ICs featuring a localized lump of energy at the center, the parameter  $\eta_0$  turns out to be of the same order as  $\Lambda_0^2$ . The absolute value of their difference is smaller for narrower initial beams while it

becomes of the same order as the parameters themselves for initial widths  $\sim 1$  or greater. For input beams of amplitude 1, narrow in one direction and width 1 in the other, we find that  $|\eta_0|$  is less than  $\Lambda_0^2$ .

We see in Fig. 4 that an initial lump with additional noise (which was taken to be of moderate amplitude ten times smaller than that of the deterministic part) leads to similar pictures as the corresponding lump without noise. But the amplitude and phase undergo random shifts so that after many (100) realizations we obtain thick curves for the numerical amplitude and especially numerical phase. The amplitude shifts due to the randomness are smaller (cf. the numerical curves in fig. 4). The average amplitude and phase are consistent with the corresponding values without noise. When the noise is added to every spatial grid point, it creates relatively large effective gradients which lead to the wide spread of the phase curves around the average. The amplitude curves, however, remain close to the mean curve even in this case. As different realizations of the random noise present the various possible initial conditions in a neighborhood of their average, these results are especially indicative of the main point we emphasize: essentially all initial conditions without large gradients lead to the same universal asymptotic regime that we exposed here.

*Remark.* The picture turns out to be very different if one adds a similar type of noise in the spectral (Fourier) space instead. Then the asymptotics become drastically modified and we observe oscillations of significant amplitude. This occurs for both the HNLS eq. and its linearized version. Therefore the discrepancy with the asymptotics eq. (1.3) can be understood looking at the derivation of the asymptotic formula for the linear case in section 3.1. There it was necessary for the Fourier transform of the IC to be smooth enough in order for its Taylor expansion at the origin in spectral space to be valid. The spectral noise, however, makes this function rough. In contrast, for the noise in physical space considered above, the IC in Fourier space turns out to be smooth which explains the different large  $Z$  behavior.

Figs. 5-6 also show that when we have initial conditions of two relatively nearby gaussian humps the asymptotic state is well described by the similarity solution.

For relatively small initial amplitudes, the reshaping of the wave packet can be well described by considering nonlinearity as a perturbation to the linearized equation. This way one can quantitatively understand the dumbbell shapes often observed forming from the initial round beam both in two and three spatial dimensions [29, 30, 28, 13, 1]. We analyzed this situation in section 2 for an initial Gaussian beam and showed, as expected, that the beam is compressed in the focusing  $x$ -direction and decompressed in the defocusing  $y$ -direction. For the Gaussian beam of small or moderate amplitude, we have theoretical values, in the first perturbative approximation in the initial amplitude  $A_0$ , for the parameters  $\Lambda_0$ ,  $\theta_0$  and  $\eta_0$ , see eq. (2.18) and the table below it. Comparing with the table 2 of numerical data, one sees that there is a relatively good agreement with the numerical results up to  $A_0 \sim 3$ , and for larger  $A_0$  it rapidly worsens. Still the qualitative agreement with the universal regime eq. (1.3) often exists even for larger amplitudes.

If the initial condition has relatively large energy or is substantially different from a single packet of small energy, much more complicated pictures than we show in this paper appear at intermediate times  $Z \sim 0.5 - 5$  and often persist to larger  $Z$ . Still at the edges of these sometimes exotic patterns one clearly sees the development of the same familiar hyperbolic structure described above. Based on our numerical findings the universal regime with a central hyperbolic structure eventually develops even for initial lumps of relatively large amplitude. We believe that the phenomena discussed in literature like spiky hyperbolic structures numerically observed in [28, 13, 14, 49, 50] as well as observed X-waves [15, 16, 17, 32, 26] correspond to intermediate regimes just at the onset of the hyperbolic long-time asymptotic structure, at least in the (2+1)-D case considered here. We expect these waves to eventually develop into the universal regime, perhaps with many centers as we also observed in our simulations. We also note that X-waves are known to appear in both linear and

nonlinear situations; this can also be said about our universal hyperbolic structure.

## 6 Conclusion

The main conclusion is that the similarity solution eq. (1.2) with the corrections described by eq. (1.3) appears universally in the central zone of the HNLS equation at long times/large propagation distances. In generalizing the similarity solution, equation (1.3) has only one additional constant  $\eta_0$  which must be found from numerics. Thus, we found the description of long-time behavior simple enough to be useful in many practical situations. As long as one does not take large or rapidly varying initial data, which is also consistent with the derivation of the HNLS equation in physical problems, the universal regime outlined here is expected to be observed in the long-time limit. This universal behavior also may help select among many existing large energy solutions of the HNLS equation at intermediate times; this also might be relevant to the transient behavior observed in different types of beam propagation.

Our results are supported by analytical estimates and numerical computations. Analytically we consider the nonlinear term as a perturbation of gaussian initial conditions and consider linear and nonlinear problems via their long time limits. Numerically we consider a wide range of initial conditions including random initial data. We also investigate the averaged variational method in the context of a Gaussian ansatz in the Appendix. We find that while the method reproduces the similarity solution (1.2) it does not reproduce the important modification of the phase in (1.3).

### Acknowledgments

The authors would like to thank the editor, J. Nathan Kutz, and the referee for the careful reading of the manuscript and suggested improvements. This research was partially supported by the the NSF under grant DMS 1310200 and the U.S. Air Force Office of Scientific Research, under grant FA9550-16-1-0041. Y.M. acknowledges support from a Vice Chancellor's Research Fellowship at Northumbria University.

## Appendix: the approximate solution of HNLS corresponding to the Gaussian variational ansatz

Expressing  $\Phi = Ae^{i\theta}$  in the HNLS eq. (1.1), we can rewrite the HNLS equation as two real equations for the amplitude  $A$  and the phase  $\theta$ ,

$$\partial_Z A + A(\partial_{xx}\theta - \partial_{yy}\theta) + 2(\partial_x A \partial_x \theta - \partial_y A \partial_y \theta) = 0, \quad (A1)$$

$$A \partial_Z \theta = \partial_{xx} A - \partial_{yy} A - A((\partial_x \theta)^2 - (\partial_y \theta)^2) + A^3. \quad (A2)$$

If, in accordance with the Gaussian variational ansatz of [8, 40], we substitute the expressions

$$A = \frac{\Lambda_0}{\sqrt{L(Z)R(Z)}} e^{-\frac{x^2}{L^2(Z)} - \frac{y^2}{R^2(Z)}}, \quad \Lambda_0 = \text{const.}, \quad L(Z) > 0, \quad R(Z) > 0, \quad (A3)$$

$$\theta = U(Z)x^2 + V(Z)y^2 + \sigma(Z), \quad (A4)$$

we find that eq. (A1) is satisfied exactly if



$$U(Z) = \frac{1}{4L} \frac{dL}{dZ}, \quad V(Z) = -\frac{1}{4R} \frac{dR}{dZ}. \quad (\text{A5})$$

As for eq. (A2), it cannot be satisfied exactly this way. However, it can be satisfied approximately, in two different regions of  $xy$ -plane. First, in the region  $|x| \lesssim L(Z), |y| \lesssim R(Z)$ , eq. (A2) is satisfied if the scaling functions  $L(Z)$  and  $R(Z)$  satisfy the system found in [8, 40] from variational principle,

$$\frac{d^2L}{dZ^2} = \frac{16}{L^3} - \frac{8\Lambda_0^2}{L^2R}, \quad \frac{d^2R}{dZ^2} = \frac{16}{R^3} + \frac{8\Lambda_0^2}{LR^2}, \quad (\text{A6})$$

where the function  $\sigma(Z)$  in eq. (A4) is chosen so that

$$\frac{d\sigma}{dZ} = \frac{\Lambda_0^2}{LR} - \frac{2}{L^2} + \frac{2}{R^2}, \quad (\text{A7})$$

and we use the approximation

$$e^{-\frac{x^2}{L^2(Z)} - \frac{y^2}{R^2(Z)}} \approx 1 - \frac{x^2}{L^2(Z)} - \frac{y^2}{R^2(Z)}, \quad (\text{A8})$$

valid in the stated region. Similarly, in the region  $|x| \gg L(Z), |y| \gg R(Z)$ , eq. (A2) can be approximately satisfied if one uses there eqs. (A6) and (A7) with  $\Lambda_0 = 0$  in them and approximates the exponent in eq. (A8) by zero i.e. neglects the last term  $A^3$  in eq. (A2). Thus, the error of the approximation here is bounded above by

$$\left| e^{-\frac{x^2}{L^2(Z)} - \frac{y^2}{R^2(Z)}} - 1 + \frac{x^2}{L^2(Z)} + \frac{y^2}{R^2(Z)} \right| \leq \frac{1}{2} \left( \frac{x^2}{L^2(Z)} + \frac{y^2}{R^2(Z)} \right)^2, \quad (\text{A9})$$

which yields information about the nature of the approximation of the variational ansatz for this class of problems [8, 40].

Considering the large  $Z$  asymptotics of the approximate solution given by eqs. (A3)–(A8) in the central region, one can see that they are compatible with the the scales  $L(Z)$  and  $R(Z)$  changing as  $L(Z) \sim Z + O(1)$  and  $R(Z) \sim Z + O(1)$ , i.e. both approaching  $Z$ . This corresponds to the amplitude decreasing as  $1/Z$  which is consistent with all our found asymptotics. Besides, as follows from eqs. (A4), (A5) and (A7), under such symmetric along  $x$  and  $y$  asymptotic scaling, the phase of the solution behaves as

$$\theta = \theta_0 + \frac{x^2 - y^2}{4Z} - \frac{\Lambda_0^2}{Z} + O\left(\frac{1}{Z^2}\right).$$

The last expression shows that the important parameter  $\eta_0$ , see eq. (1.3), which we found both analytically and numerically, is missing here. It could be recovered if we consider asymmetric scaling at large  $Z$  i.e.  $L(Z) \sim C_1Z$  and  $R(Z) \sim C_2Z$  with constants  $C_1 \neq C_2$ . However, in section 2 we found nonzero  $\eta_0$  for symmetric scales which follow from symmetric Gaussian IC. The kind of approximate solution presented here, and thus also the Gaussian variational ansatz of [8, 40], misses this possibility which demonstrates its serious limitations.

## References

- [1] M. Ablowitz, S. Butler. Nonlinear temporal-spatial surface plasmon polaritons. *Optics Communications*, 330:49–55, 2014.
- [2] M. Ablowitz, P. Clarkson. Solitons, nonlinear evolution equations and inverse scattering. *Cambridge University Press*, Cambridge, 1991.
- [3] M. Ablowitz, M. Kruskal, H. Segur. Note on Miura transformation. *J. Math. Phys.*, 20:999–1003, 1979.
- [4] M. Ablowitz, Y.-P. Ma, I. Rumanov. A universal asymptotic regime in the hyperbolic nonlinear Schrödinger equation. *arXiv:1606.02782*, 2016.
- [5] M. Ablowitz, H. Segur. On the evolution of packets of water waves. *J. Fluid Mech.*, 92:691–715, 1979.
- [6] M. Ablowitz, H. Segur. Solitons and the inverse scattering transform. *SIAM*, Philadelphia, 1981.
- [7] M. Ablowitz, H. Segur. Asymptotic solutions of Korteweg–deVries equation. *Stud. Appl. Math.*, 57:13–44, 1977.
- [8] L. Bergé. Transient regimes of anisotropic light beam self-focusing in nonlinear dispersive media. *Phys. Lett. A*, 189:290–298, 1994.
- [9] L. Bergé. Wave collapse in physics: principles and applications to light and plasma waves. *Phys. Rep.*, 303:259–370, 1998.
- [10] L. Bergé, E. Kuznetsov, J. Rasmussen. Defocusing regimes of nonlinear waves in media with negative dispersion. *Phys. Rev. E*, 53:1340–1343, 1996.
- [11] L. Bergé, J. Rasmussen. Multisplitting and collapse of self-focusing anisotropic beams in normal/anomalous dispersive media. *Phys. Plasmas*, 3:824–843, 1996.
- [12] L. Bergé, J. Rasmussen, E. Kuznetsov, E. Shapiro, S. Turitsyn. Self-focusing of chirped optical pulses in media with normal dispersion. *J. Opt. Soc. Am. B*, 13:1879–1891, 1996.
- [13] L. Bergé, K. Germaschewski, R. Grauer, V. Mezentsev, and J. Juul Rasmussen. Splittings, coalescence, bunch and snake patterns in the 3D nonlinear Schrödinger equation with anisotropic dispersion. *Physica D*, 151:175–198, 2001.
- [14] L. Bergé, K. Germaschewski, R. Grauer, and J. Juul Rasmussen. Hyperbolic shock waves of the optical self-focusing with normal group-velocity dispersion. *Phys. Rev. Lett.*, 89:153902, 2002.
- [15] C. Conti, S. Trillo, P. Di Trapani, G. Valiulis, A. Piskarskas, O. Jedrkiewicz, and J. Trull. Nonlinear electromagnetic X waves. *Phys. Rev. Lett.*, 90:170406, 2003.
- [16] C. Conti. Generation and nonlinear dynamics of X waves of the Schrödinger equation. *Phys. Rev. E*, 70:046613, 2004.
- [17] A. Couairon, E. Gaizauskas, D. Faccio, A. Dubietis, and P. Di Trapani. Nonlinear X-wave formation by femtosecond filamentation in Kerr media. *Phys. Rev. E*, 73:016608, 2006.

- [18] S. Cox, P. Matthews. Exponential Time Differencing for Stiff Systems. *J. Comput. Phys.*, 176:430–455, 2002.
- [19] N. Efremidis, G. Siviloglu, D. Christodoulides. Exact X-wave solutions of the hyperbolic nonlinear Schrödinger equation with a supporting potential. *Phys. Lett. A*, 373:4073–4076, 2009.
- [20] G. Fibich, V. Malkin, G. Papanicolaou. Beam self-focusing in the presence of a small normal time dispersion. *Phys. Rev. A*, 52:4218–4228, 1995.
- [21] J. Ghidaglia, J. Saut. Nonexistence of traveling wave solutions to nonelliptic nonlinear Schrödinger equations. *J. Nonlin. Sci.*, 6:139–145, 1996.
- [22] S.-P. Gorza, P. Kockaert, Ph. Emplit, and M. Haelterman. Oscillatory neck instability of spatial bright solitons in hyperbolic systems. *Phys. Rev. Lett.*, 102:134101, 2009.
- [23] S.-P. Gorza, B. Deconinck, Ph. Emplit, T. Trogdon and M. Haelterman. Experimental demonstration of the oscillatory snake instability of the bright soliton of the (2+1)D hyperbolic nonlinear Schrödinger equation. *Phys. Rev. Lett.*, 106:094101, 2011.
- [24] S.-P. Gorza, B. Deconinck, Ph. Emplit, T. Trogdon and M. Haelterman. Neck instability of bright solitons in normally dispersive Kerr media. *Opt. Lett.*, 37:4657–4659, 2012.
- [25] S. Hastings, J. McLeod. A boundary value problem associated with the second Painlevé transcendent and the Korteweg-de Vries equation. *Arch. Rat. Mech. Anal.*, 73:31–51, 1980.
- [26] P. Kevrekidis, A. Nahmod, C. Zeng. Radial standing and self-similar waves for the hyperbolic cubic NLS in 2D. *Nonlinearity*, 24:1523–1538, 2011.
- [27] C. Kharif, E. Pelinovsky. Physical mechanisms of the rogue wave phenomenon. *Eur. J. Mech. B*, 22:603–634, 2003.
- [28] A. Litvak, V. Mironov, E. Sher. Multiple fragmentation of wave packets in a nonlinear medium with normal dispersion of the group velocity. *Journ. Exp. Theor. Phys.*, 91:1268–1278, 2000. Regime of wave-packet self-action in a medium with normal dispersion of the group velocity. *Phys. Rev. E*, 61:891–894, 2000.
- [29] A. Litvak, T. Petrova, A. Sergeev and A. Yunakovskii. A nonlinear wave effect in plasmas. *Fiz. Plazmy*, 9:495, 1983 [*Sov. J. Plasma Phys.*, 9:287, 1983].
- [30] G. Luther, A. Newell, J. Moloney. The effects of normal dispersion on collapse events. *Physica D*, 74:59–73, 1994.
- [31] N. Lu. Non-localized standing waves of the hyperbolic cubic nonlinear Schrödinger equation. *Discr. Contin. Dyn. Sys.*, 35:3533–3567, 2015.
- [32] N. Moshonas, Y. Kominis, P. Papagiannis, K. Hizanidis and D. Christodoulides. Spatiotemporal interaction of optical beams in bidispersive media. *J. Opt. Soc. Am. B*, 26:1479–1483, 2009.
- [33] J. Myra, C. Liu. Self-modulation of ion Bernstein waves. *Phys. Fluids*, 23:2258–2264, 1980.
- [34] D. Pelinovsky. A mysterious threshold for transverse instability of deep-water solitons. *Math. Comp. in Simulation*, 55:585–594, 2001.

- [35] D. Pelinovsky, E. Rouvinskaya, O. Kurkina, B. Deconinck. Short-wave transverse instabilities of line solitons of the two-dimensional hyperbolic nonlinear Schrödinger equation. *Theor. Math. Phys.*, 179:452–461, 2014.
- [36] N. Pereira, A. Sen, A. Bers. Nonlinear development of lower hybrid cones. *Phys. Fluids*, 21:117–120, 1978.
- [37] M. Pietrzyk. Numerical study on space-time pulse compression. *Opt. Quant. Electronics*, 29:579–590, 1997.
- [38] J. Ranka, R. Schirmer, A. Gaeta. Observation of pulse splitting in nonlinear dispersive media. *Phys. Rev. Lett.*, 77:3783–3786, 1996.
- [39] J. Rasmussen, K. Rypdal. Blow-up in Nonlinear Schrödinger equations - I. A general review. *Phys. Scr.*, 33:481–497, 1986.
- [40] V. Ruban. Gaussian variational ansatz in the problem of anomalous sea waves: comparison with direct numerical simulation. *Journ. Exp. Theor. Phys.*, 120:925–932, 2015; *arXiv:1501.07688*.
- [41] A. Ryan, G. Agrawal. Pulse compression and spatial phase modulation in normally dispersive nonlinear Kerr media. *Opt. Letters*, 20:306–308, 1995.
- [42] A. Sen, C. Karney, G. Johnston, A. Bers. Three-dimensional effects in the nonlinear propagation of lower-hybrid waves. *Nucl. Fusion* 18, 11:171–179, 1978.
- [43] H. Segur, M. Ablowitz. Asymptotic solutions of non-linear evolution equations and a Painlevé transcendent. *Physica D*, 3:165–184, 1981.
- [44] P. Shukla, M. Marklund, D. Tskhakaya, B. Eliasson. Nonlinear effects associated with interactions of intense photons with a photon gas. *Phys. Plasmas*, 11:3767–3777, 2004.
- [45] S. Skupin, L. Bergé. Self-guiding of femtosecond light pulses in condensed media: plasma generation versus chromatic dispersion. *Physica D*, 220:14–30, 2006.
- [46] C. Sulem, P.-L. Sulem. The Nonlinear Schrödinger equation: self-focusing and wave collapse. *Springer*, New York, 1999.
- [47] V. Zakharov, E. Kuznetsov. Solitons and collapses: two evolution scenarios of nonlinear wave systems. *Phys. Uspekhi*, 55:535–556, 2012.
- [48] V. Zakharov, A. Rubenchik. Instability of waveguides and solitons in nonlinear media. *Journ. Exp. Theor. Phys.*, 38:494–500, 1974.
- [49] N. Zharova, A. Litvak, V. Mironov. On the collapse of wave packets in a medium with normal group velocity dispersion. *JETP Letters*, 75:539–542, 2002.
- [50] N. Zharova, A. Litvak, V. Mironov. The structural features of wave collapse in medium with normal group velocity dispersion. *Journ. Exp. Theor. Phys.*, 96:643–652, 2003.

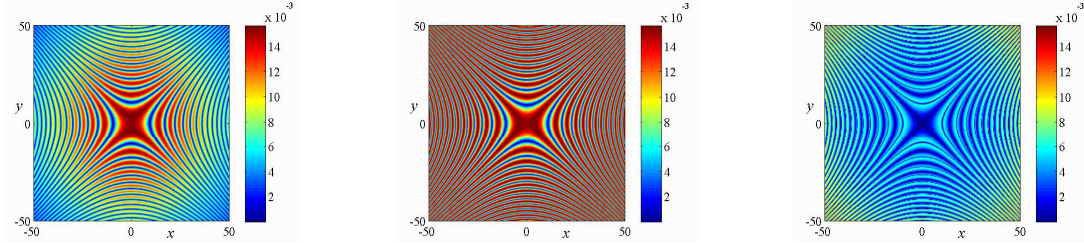


Figure 1: Initial condition  $e^{-x^2-y^2}$ . *Top left*: real part of the numerical solution; *Top middle*: real part of the exact similarity solution (1.2); *Top right*: absolute value of their difference at  $Z = 16$ . *Bottom left*: Log-amplitude vs.  $\log Z$ ; *Bottom right*:  $\Delta\theta = \theta - \theta_0$  vs.  $1/Z$ .

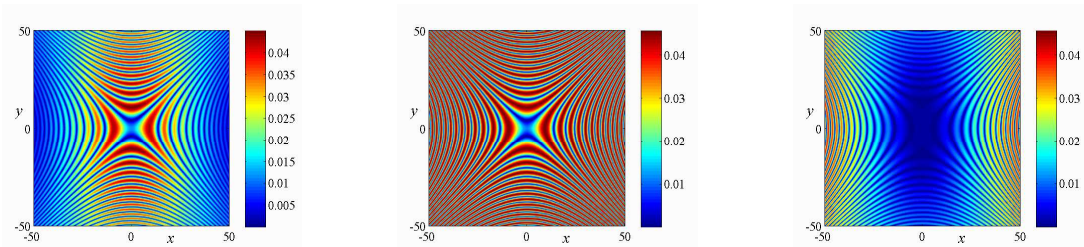
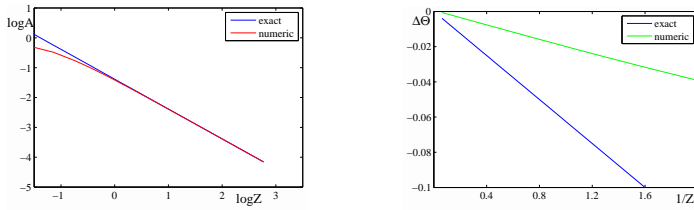
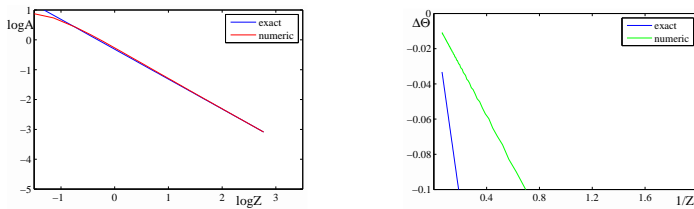


Figure 2: Initial condition  $3e^{-x^2-y^2}$ . *Top left*: real part of the numerical solution; *Top middle*: real part of the exact similarity solution (1.2); *Top right*: absolute value of their difference at  $Z = 16$ . *Bottom left*: Log-amplitude vs.  $\log Z$ ; *Bottom right*:  $\Delta\theta = \theta - \theta_0$  vs.  $1/Z$ .



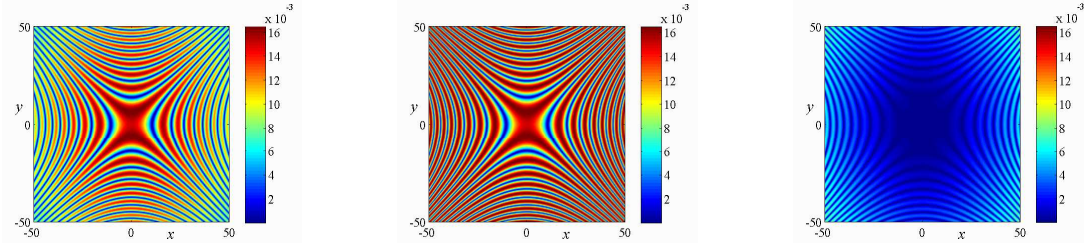


Figure 3: Initial condition  $\text{sech}(x^2 + y^2)$ . *Top left*: real part of the numerical solution; *Top middle*: real part of the exact similarity solution (1.2); *Top right*: absolute value of their difference at  $Z = 24$ . *Bottom left*: Log-amplitude vs.  $\log Z$ ; *Bottom right*:  $\Delta\theta = \theta - \theta_0$  vs.  $1/Z$ .

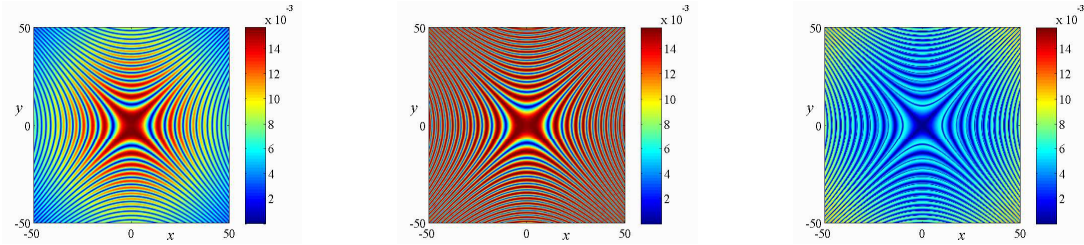
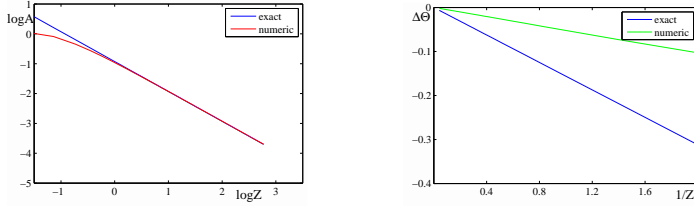
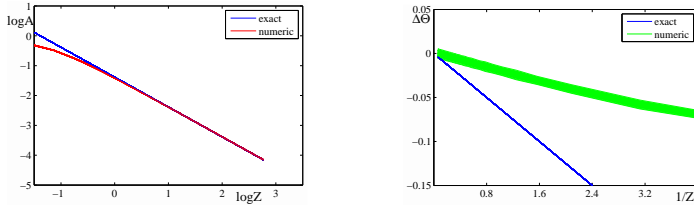


Figure 4: Initial condition  $e^{-x^2 - y^2}(1 + 0.1\text{randn})$ , noise at every 8th gridpoint. *Top left*: real part of the numerical solution; *Top middle*: real part of the exact similarity solution (1.2); *Top right*: absolute value of their difference at  $Z = 16$ . *Bottom left*: Log-amplitude vs.  $\log Z$ ; *Bottom right*:  $\Delta\theta = \theta - \theta_0$  vs.  $1/Z$ .



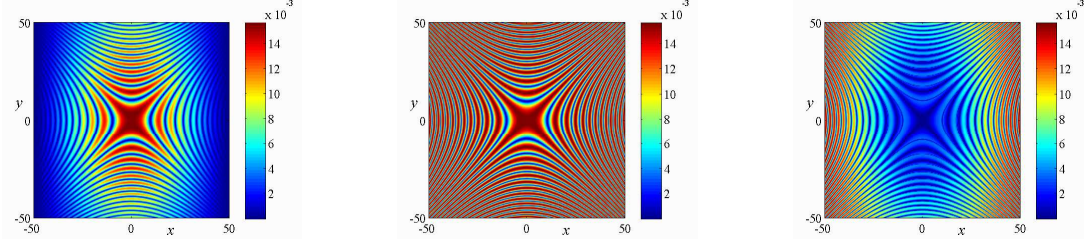


Figure 5: Two Gaussian peaks  $0.5(e^{-(x+1)^2-y^2} + e^{-(x-1)^2-y^2})$  initial condition. *Top left*: real part of the numerical solution; *Top middle*: real part of the exact similarity solution (1.2); *Top right*: absolute value of their difference at  $Z = 16$ . *Bottom left*: Log-amplitude vs.  $\log Z$ ; *Bottom right*:  $\Delta\theta = \theta - \theta_0$  vs.  $1/Z$ .

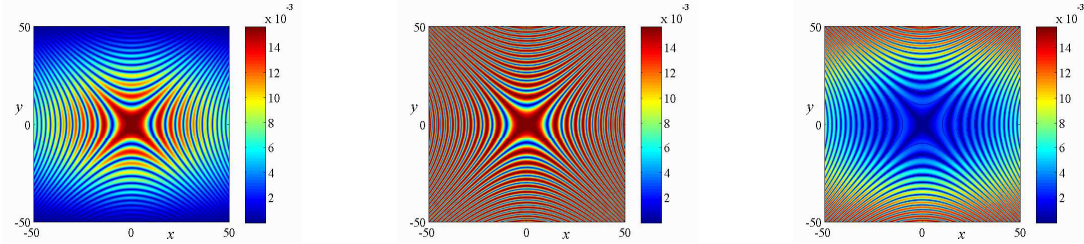
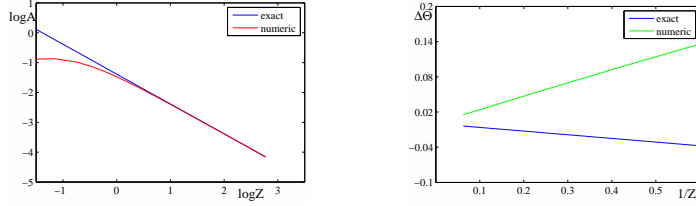


Figure 6: Two Gaussian peaks  $0.5(e^{-x^2-(y+1)^2} + e^{-x^2-(y-1)^2})$  initial condition. *Top left*: real part of the numerical solution; *Top middle*: real part of the exact similarity solution (1.2); *Top right*: absolute value of their difference at  $Z = 16$ . *Bottom left*: Log-amplitude vs.  $\log Z$ ; *Bottom right*:  $\Delta\theta = \theta - \theta_0$  vs.  $1/Z$ .

