

Hoe, J., Orrell, M., Charlesworth, G., Russell, I., Challis, D., Moniz-Cook, E., Knapp, M., Woods, B., Hoare, Z., Aguirre, S., Toot, S., Streater, A., Crellin, N., Whittaker, C., D'Amico, F. & Rehill, A. (2017). Support at Home: Interventions to Enhance Life in Dementia (SHIELD) – evidence, development and evaluation of complex interventions. Programme Grants for Applied Research, 5(5), doi: 10.3310/pgfar05050



**CITY UNIVERSITY
LONDON**

[City Research Online](#)

Original citation: Hoe, J., Orrell, M., Charlesworth, G., Russell, I., Challis, D., Moniz-Cook, E., Knapp, M., Woods, B., Hoare, Z., Aguirre, S., Toot, S., Streater, A., Crellin, N., Whittaker, C., D'Amico, F. & Rehill, A. (2017). Support at Home: Interventions to Enhance Life in Dementia (SHIELD) – evidence, development and evaluation of complex interventions. Programme Grants for Applied Research, 5(5), doi: 10.3310/pgfar05050

Permanent City Research Online URL: <http://openaccess.city.ac.uk/16826/>

Copyright & reuse

City University London has developed City Research Online so that its users may access the research outputs of City University London's staff. Copyright © and Moral Rights for this paper are retained by the individual author(s) and/ or other copyright holders. All material in City Research Online is checked for eligibility for copyright before being made available in the live archive. URLs from City Research Online may be freely distributed and linked to from other web pages.

Versions of research

The version in City Research Online may differ from the final published version. Users are advised to check the Permanent City Research Online URL above for the status of the paper.

Enquiries

If you have any enquiries about any aspect of City Research Online, or if you wish to make contact with the author(s) of this paper, please email the team at publications@city.ac.uk.

Support at Home: Interventions to Enhance Life in Dementia (SHIELD) – evidence, development and evaluation of complex interventions

Martin Orrell, Juanita Hoe, Georgina Charlesworth, Ian Russell, David Challis, Esme Moniz-Cook, Martin Knapp, Bob Woods, Zoe Hoare, Elisa Aguirre, Sandeep Toot, Amy Streater, Nadia Crellin, Chris Whitaker, Francesco d'Amico and Amritpal Rehill



**National Institute for
Health Research**

Support at Home: Interventions to Enhance Life in Dementia (SHIELD) – evidence, development and evaluation of complex interventions

Martin Orrell,^{1*} Juanita Hoe,¹ Georgina Charlesworth,¹ Ian Russell,² David Challis,³ Esme Moniz-Cook,⁴ Martin Knapp,⁵ Bob Woods,⁶ Zoe Hoare,⁶ Elisa Aguirre,¹ Sandeep Toot,⁷ Amy Streater,⁷ Nadia Crellin,⁷ Chris Whitaker,⁶ Francesco d'Amico⁵ and Amritpal Rehill⁵

¹Department of Mental Health Sciences, University College London, London, UK

²Clinical Trials Unit, Swansea University, Swansea, UK

³Personal Social Services Research Unit, University of Manchester, Manchester, UK

⁴Centre of Dementia Research and Practice, University of Hull, Hull, UK

⁵Health and Social Care Department, London School of Economics and Political Science, London, UK

⁶North Wales Organisation for Randomised Trials in Health (NORTH) Clinical Trials Unit, Bangor University, Bangor, UK

⁷Research and Development Department, North East London NHS Foundation Trust, London, UK

*Corresponding author

Declared competing interests of authors: Bob Woods reports that Bangor University has received royalties from the sale of therapy manuals in the UK and the USA. Ian Russell reports that Swansea University has received funds from University College London for lectures and staff mentoring.

Published February 2017

DOI: 10.3310/pgfar05050

This report should be referenced as follows:

Orrell M, Hoe J, Charlesworth G, Russell I, Challis D, Moniz-Cook E, *et al.* Support at Home: Interventions to Enhance Life in Dementia (SHIELD) – evidence, development and evaluation of complex interventions. *Programme Grants Appl Res* 2017;**5**(5).

Programme Grants for Applied Research

ISSN 2050-4322 (Print)

ISSN 2050-4330 (Online)

This journal is a member of and subscribes to the principles of the Committee on Publication Ethics (COPE) (www.publicationethics.org/).

Editorial contact: nihredit@southampton.ac.uk

The full PGfAR archive is freely available to view online at www.journalslibrary.nihr.ac.uk/pgfar. Print-on-demand copies can be purchased from the report pages of the NIHR Journals Library website: www.journalslibrary.nihr.ac.uk

Criteria for inclusion in the *Programme Grants for Applied Research* journal

Reports are published in *Programme Grants for Applied Research* (PGfAR) if (1) they have resulted from work for the PGfAR programme, and (2) they are of a sufficiently high scientific quality as assessed by the reviewers and editors.

Programme Grants for Applied Research programme

The Programme Grants for Applied Research (PGfAR) programme, part of the National Institute for Health Research (NIHR), was set up in 2006 to produce independent research findings that will have practical application for the benefit of patients and the NHS in the relatively near future. The Programme is managed by the NIHR Central Commissioning Facility (CCF) with strategic input from the Programme Director.

The programme is a national response mode funding scheme that aims to provide evidence to improve health outcomes in England through promotion of health, prevention of ill health, and optimal disease management (including safety and quality), with particular emphasis on conditions causing significant disease burden.

For more information about the PGfAR programme please visit the website: <http://www.nihr.ac.uk/funding/programme-grants-for-applied-research.htm>

This report

The research reported in this issue of the journal was funded by PGfAR as project number RP-PG-0606-1083. The contractual start date was in August 2007. The final report began editorial review in February 2014 and was accepted for publication in November 2015. As the funder, the PGfAR programme agreed the research questions and study designs in advance with the investigators. The authors have been wholly responsible for all data collection, analysis and interpretation, and for writing up their work. The PGfAR editors and production house have tried to ensure the accuracy of the authors' report and would like to thank the reviewers for their constructive comments on the final report document. However, they do not accept liability for damages or losses arising from material published in this report.

This report presents independent research funded by the National Institute for Health Research (NIHR). The views and opinions expressed by authors in this publication are those of the authors and do not necessarily reflect those of the NHS, the NIHR, CCF, NETSCC, PGfAR or the Department of Health. If there are verbatim quotations included in this publication the views and opinions expressed by the interviewees are those of the interviewees and do not necessarily reflect those of the authors, those of the NHS, the NIHR, NETSCC, the PGfAR programme or the Department of Health.

© Queen's Printer and Controller of HMSO 2017. This work was produced by Orrell et al. under the terms of a commissioning contract issued by the Secretary of State for Health. This issue may be freely reproduced for the purposes of private research and study and extracts (or indeed, the full report) may be included in professional journals provided that suitable acknowledgement is made and the reproduction is not associated with any form of advertising. Applications for commercial reproduction should be addressed to: NIHR Journals Library, National Institute for Health Research, Evaluation, Trials and Studies Coordinating Centre, Alpha House, University of Southampton Science Park, Southampton SO16 7NS, UK.

Published by the NIHR Journals Library (www.journalslibrary.nihr.ac.uk), produced by Prepress Projects Ltd, Perth, Scotland (www.prepress-projects.co.uk).

Programme Grants for Applied Research Editor-in-Chief

Professor Paul Little Professor of Primary Care Research, University of Southampton, UK

NIHR Journals Library Editor-in-Chief

Professor Tom Walley Director, NIHR Evaluation, Trials and Studies and Director of the EME Programme, UK

NIHR Journals Library Editors

Professor Ken Stein Chair of HTA Editorial Board and Professor of Public Health, University of Exeter Medical School, UK

Professor Andree Le May Chair of NIHR Journals Library Editorial Group (EME, HS&DR, PGfAR, PHR journals)

Dr Martin Ashton-Key Consultant in Public Health Medicine/Consultant Advisor, NETSCC, UK

Professor Matthias Beck Chair in Public Sector Management and Subject Leader (Management Group), Queen's University Management School, Queen's University Belfast, UK

Professor Aileen Clarke Professor of Public Health and Health Services Research, Warwick Medical School, University of Warwick, UK

Dr Tessa Crilly Director, Crystal Blue Consulting Ltd, UK

Dr Eugenia Cronin Senior Scientific Advisor, Wessex Institute, UK

Ms Tara Lamont Scientific Advisor, NETSCC, UK

Professor William McGuire Professor of Child Health, Hull York Medical School, University of York, UK

Professor Geoffrey Meads Professor of Health Sciences Research, Health and Wellbeing Research Group, University of Winchester, UK

Professor John Norrie Chair in Medical Statistics, University of Edinburgh, UK

Professor John Powell Consultant Clinical Adviser, National Institute for Health and Care Excellence (NICE), UK

Professor James Raftery Professor of Health Technology Assessment, Wessex Institute, Faculty of Medicine, University of Southampton, UK

Dr Rob Riemsma Reviews Manager, Kleijnen Systematic Reviews Ltd, UK

Professor Helen Roberts Professor of Child Health Research, UCL Institute of Child Health, UK

Professor Jonathan Ross Professor of Sexual Health and HIV, University Hospital Birmingham, UK

Professor Helen Snooks Professor of Health Services Research, Institute of Life Science, College of Medicine, Swansea University, UK

Professor Jim Thornton Professor of Obstetrics and Gynaecology, Faculty of Medicine and Health Sciences, University of Nottingham, UK

Professor Martin Underwood Director, Warwick Clinical Trials Unit, Warwick Medical School, University of Warwick, UK

Please visit the website for a list of members of the NIHR Journals Library Board:
www.journalslibrary.nihr.ac.uk/about/editors

Editorial contact: nihredit@southampton.ac.uk

Abstract

Support at Home: Interventions to Enhance Life in Dementia (SHIELD) – evidence, development and evaluation of complex interventions

Martin Orrell,^{1*} Juanita Hoe,¹ Georgina Charlesworth,¹ Ian Russell,² David Challis,³ Esme Moniz-Cook,⁴ Martin Knapp,⁵ Bob Woods,⁶ Zoe Hoare,⁶ Elisa Aguirre,¹ Sandeep Toot,⁷ Amy Streater,⁷ Nadia Crellin,⁷ Chris Whitaker,⁶ Francesco d'Amico⁵ and Amritpal Rehill⁵

¹Department of Mental Health Sciences, University College London, London, UK

²Clinical Trials Unit, Swansea University, Swansea, UK

³Personal Social Services Research Unit, University of Manchester, Manchester, UK

⁴Centre of Dementia Research and Practice, University of Hull, Hull, UK

⁵Health and Social Care Department, London School of Economics and Political Science, London, UK

⁶North Wales Organisation for Randomised Trials in Health (NORTH) Clinical Trials Unit, Bangor University, Bangor, UK

⁷Research and Development Department, North East London NHS Foundation Trust, London, UK

*Corresponding author m.orrell@ucl.ac.uk

Background: Dementia is a national priority and this research addresses the Prime Minister's commitment to dementia research as demonstrated by his 2020 challenge and the new UK Dementia Research Institute. In the UK > 800,000 older people have dementia. It has a major impact on the lives of people with dementia themselves, on the lives of their family carers and on services, and costs the nation £26B per year. Pharmacological cures for dementias such as Alzheimer's disease are not expected before 2025. If no cure can be found, the ageing demographic will result in 2 million people living with dementia by 2050. People with dementia lose much more than just their memory and their daily living skills; they can also lose their independence, their dignity and status, their confidence and morale, and their roles both within the family and beyond. They can be seen as a burden by society, by their families and even by themselves, and may feel unable to contribute to society. This programme of research aims to find useful interventions to improve the quality of life of people with dementia and their carers, and to better understand how people with dementia can be supported at home and avoid being admitted to hospital.

Objectives: (1) To develop and evaluate the maintenance cognitive stimulation therapy (MCST) for people with dementia; (2) to develop the Carer Supporter Programme (CSP), and to evaluate the CSP and Remembering Yesterday, Caring Today (RYCT) for people with dementia both separately and together in comparison with usual care; and (3) to develop a home treatment package (HTP) for dementia, to field test the HTP in practice and to conduct an exploratory trial.

Methods: (1) The MCST programme was developed for people with dementia based on evidence and qualitative work. A randomised controlled trial (RCT) [with a pilot study of MCST plus acetylcholinesterase inhibitors (AChEIs)] compared MCST with cognitive stimulation therapy (CST) only. The MCST implementation study conducted a trial of outreach compared with usual care, and assessed implementation in practice. (2) The CSP was developed based on existing evidence and the engagement of carers of people with

dementia. The RCT (with internal pilot) compared the CSP and reminiscence (RYCT), both separately and in combination, with usual care. (3) A HTP for dementia, including the most promising interventions and components, was developed by systematically reviewing the literature and qualitative studies including consensus approaches. The HTP for dementia was evaluated in practice by conducting in-depth field testing.

Results: (1) Continuing MCST improved quality of life and improved cognition for those taking AChEIs. It was also cost-effective. The CST implementation studies indicated that many staff will run CST groups following a 1-day training course, but that outreach support helps staff go on to run maintenance groups and may also improve staff sense of competence in dementia care. The study of CST in practice found no change in cognition or quality of life at 8-month follow-up. (2) The CSP/RyCT study found no benefits for family carers but improved quality of life for people with dementia. RyCT appeared beneficial for the quality of life of people with dementia but at an excessively high cost. (3) Case management for people with dementia reduces admissions to long-term care and reduces behavioural problems. In terms of managing crises, staff suggested more costly interventions, carers liked education and support, and people with dementia wanted family support, home adaptations and technology. The easy-to-use home treatment manual was feasible in practice to help staff working in crisis teams to prevent hospital admissions for people with dementia.

Limitations: Given constraints on time and funding, we were unable to complete the exploratory trial of the HTP package or to conduct an economic evaluation.

Future research: To improve the care of people with dementia experiencing crises, a large-scale clinical trial of the home treatment manual is needed.

Conclusion: There is an urgent need for effective psychosocial interventions for dementia. MCST improved quality of life and was cost-effective, with benefits to cognition for those on AChEIs. MCST was feasible in practice. Both CSP and RyCT improved the quality of life of people with dementia, but the overall costs may be too high. The HTP was useful in practice but requires evaluation in a full trial. Dementia care research may improve the lives of millions of people across the world.

Trial registrations: Current Controlled Trials ISRCTN26286067 (MCST), ISRCTN28793457 (MCST implementation) and ISRCTN37956201 (CSP/RyCT).

Funding: This project was funded by the National Institute for Health Research (NIHR) Programme Grants for Applied Research programme and will be published in full in *Programme Grants for Applied Research*; Vol. 5, No. 5. See the NIHR Journals Library website for further project information.

Contents

List of tables	xi
List of figures	xv
List of boxes	xvii
List of abbreviations	xix
Plain English summary	xxi
Scientific summary	xxiii
Chapter 1 Introduction	1
Background	1
Aims and objectives	2
Objectives	3
User and carer involvement	3
Ethics arrangements and research governance for the SHIELD research programme	3
Consent	4
Adverse events	4
Changes from the planned protocol	4
Chapter 2 Maintenance cognitive stimulation therapy	5
Background	5
Work package 1: update of the Cochrane review on cognitive stimulation therapy	5
<i>A systematic review and meta-analysis evaluating the effectiveness and impact of cognitive stimulation in dementia</i>	5
Objectives	5
Review methods	6
Results	8
Discussion	15
Conclusions	17
Work package 2: development of the maintenance cognitive stimulation therapy programme	17
Objectives	18
Method	18
Results	20
Discussion	24
Conclusion	25
Work package 3: maintenance cognitive stimulation therapy for dementia – a single-blind, multicentre, randomised controlled trial of maintenance cognitive stimulation therapy versus cognitive stimulation therapy for dementia	25
Introduction	25
Methods	25
Ethics arrangements	28
Outcome measures	28
Analyses	29
Results	30
Health economics	34

<i>Discussion</i>	37
<i>Conclusion</i>	38
Work package 4: maintenance cognitive stimulation therapy in practice	38
<i>Methods</i>	39
<i>Discussion</i>	54
<i>Conclusions</i>	55
<i>Focus groups about the experience and effect of maintenance cognitive stimulation therapy</i>	56
<i>Discussion</i>	59
<i>Conclusion</i>	62
Chapter 3 Peer support and joint reminiscence for people with dementia and their carers	63
Work package 1: development of a Carer Supporter Programme training package	63
<i>Study 1: modified Delphi and consensus conference</i>	63
<i>Study 2: informed consent document consultation</i>	71
Work packages 2 and 3: exploratory trial and randomised controlled trial of peer support and joint reminiscence for people with dementia and their family carers – a factorial randomised controlled trial	75
<i>Introduction</i>	75
<i>Methods</i>	76
<i>Results</i>	84
<i>Discussion</i>	103
<i>Conclusions</i>	105
Chapter 4 Home treatment programme: development of a home treatment package for people with dementia and their family caregivers	107
Background	107
Objective	107
Work package 1: Cochrane review/systematic reviews	107
<i>A systematic review and meta-analysis evaluating the effectiveness and impact of case/care management approaches to home support for people with dementia</i>	107
<i>Objectives</i>	107
<i>Review methods</i>	108
<i>Data collection and analysis</i>	109
<i>Studies included in the review</i>	110
<i>Results</i>	110
<i>Discussion</i>	114
<i>Managing crises for people with dementia: a systematic review</i>	117
<i>The effectiveness of crisis resolution/home treatment teams for older people with mental health problems: a systematic review and scoping exercise</i>	127
Work package 2: development of a home treatment package for people with dementia and their family caregivers	134
<i>Development of the home treatment manual</i>	134
<i>Focus groups</i>	134
<i>Identifying and managing crisis for people with dementia and their carers</i>	144
<i>Development of the home treatment protocol</i>	157
Work package 3: feasibility study of using the home treatment manual and advisory protocol in practice	160
<i>Aim</i>	160
<i>Objectives</i>	160
<i>Sample</i>	161
<i>Intervention</i>	161

<i>Consent</i>	161
<i>Data collected</i>	161
<i>Results</i>	161
<i>Conclusion</i>	162
Chapter 5 Conclusions and recommendations for future research	163
Conclusions	163
Recommendations for future research	164
<i>Maintenance cognitive stimulation therapy</i>	164
<i>Carer Supporter Yesterday, Caring Today</i>	164
<i>Home treatment programme</i>	164
Acknowledgements	165
References	171

List of tables

TABLE 1 Description of included studies and bias	10
TABLE 2 Maintenance themes	23
TABLE 3 The CST and MCST themes development	27
TABLE 4 Baseline characteristics (before CST groups) according to living condition	31
TABLE 5 Baseline 2 characteristics (after attending CST groups) of 236 participants randomised to intervention and control	32
TABLE 6 Differences before and after CST (people with dementia completed measures)	33
TABLE 7 Meta-analysis comparison of mean change in CST groups vs. control group of the Spector <i>et al.</i> study	33
TABLE 8 Primary and secondary end-point results: adjusted analysis model	34
TABLE 9 Incremental cost-effectiveness ratios from health and social care perspective, over periods of 1–6 months and 1–3 months	35
TABLE 10 Project overview	39
TABLE 11 Staff demographics	45
TABLE 12 Number of CST programmes delivered based on intervention	45
TABLE 13 Number of MCST programmes delivered based on the intervention	45
TABLE 14 Whether or not in receipt of intervention and rating of CST delivery	46
TABLE 15 Whether or not in receipt of intervention and rating of MCST delivery	46
TABLE 16 Strand of trial and success of CST	47
TABLE 17 Strand of trial and success of MCST	47
TABLE 18 Adherence and related key principles	48
TABLE 19 Secondary outcome measures and statistical significance	50
TABLE 20 People with dementia demographics ($n = 89$)	53
TABLE 21 Details of participants' cognition	53
TABLE 22 Paired <i>t</i> -test of participants' cognition	54
TABLE 23 Details of participants' quality of life	54

TABLE 24 Paired <i>t</i> -test participants' quality of life	54
TABLE 25 Median scores for role of carer supporter (Delphi round 1; <i>n</i> = 19)	66
TABLE 26 Median scores for training: content, duration and techniques (Delphi round 1)	67
TABLE 27 Median scores for carer supporter characteristics (Delphi round 1; <i>n</i> = 19)	69
TABLE 28 Median scores for matching criteria (Delphi round 1, <i>n</i> = 19; round 2, <i>n</i> = 5)	70
TABLE 29 Median scores for reader consultation: family carer information booklet (<i>n</i> = 6)	73
TABLE 30 Median scores for reader consultation: person with dementia information booklet (<i>n</i> = 11)	74
TABLE 31 Flesch–Kincaid scores for consent documents	74
TABLE 32 Grade level for consent documents	74
TABLE 33 Breakdown of participant retention by allocated group	86
TABLE 34 Baseline characteristics for family carers by allocated group	86
TABLE 35 Baseline characteristics of persons with dementia by allocated group	87
TABLE 36 Baseline measures of 289 family carers by allocated group	88
TABLE 37 Person with dementia baseline outcome measures by allocated group	89
TABLE 38 Analysis of covariance model results and estimated adjusted mean differences for family carer outcome measures for the CSP and RYCT intervention at final follow-up	90
TABLE 39 Analysis of covariance model results and estimated adjusted mean differences for the person with dementia outcome measures for the CSP and RYCT intervention at final follow-up	93
TABLE 40 Cost per dyad for CSP and RYCT interventions from health and social care and societal perspectives	96
TABLE 41 Incremental cost-effectiveness ratios for primary outcomes	98
TABLE 42 Incremental cost-effectiveness ratios for secondary outcomes	99
TABLE 43 Study descriptions	119
TABLE 44 Primary reason for admission for people with dementia vs. people without dementia	120

TABLE 45 Results of primary research studies	129
TABLE 46 Comparison of three models of home treatment service for older people with mental health problems	133
TABLE 47 Categories and themes for causes of crisis (number of times topic was discussed in each group)	137
TABLE 48 Categories and themes for crisis interventions (number of times topic was discussed in each group)	139
TABLE 49 Top five causes of crisis in dementia	148
TABLE 50 Top five Interventions useful to manage a crisis or prevent a crisis in dementia	151
TABLE 51 Responses from the feedback questionnaire (seven forms)	162

List of figures

FIGURE 1 The Preferred Reporting Items for Systematic Reviews and Meta-Analyses flow chart of the review and selection process of studies	9
FIGURE 2 Forest plot of comparison for CS vs. no CS: outcome – cognition	13
FIGURE 3 Forest plot of comparison for CS vs. no CS: outcome – ADAS-Cog	14
FIGURE 4 Forest plot of comparison for CS vs. no CS: outcome – MMSE	14
FIGURE 5 Forest plot of comparison for CS vs. no CS: outcome – other cognitive measure (information/orientation)	15
FIGURE 6 Forest plot of comparison for CS vs. no CS: post treatment, outcome – communication and social interaction	15
FIGURE 7 Forest plot of comparison for CS vs. no CS: outcome – GDS	16
FIGURE 8 Forest plot of comparison for CS vs. no CS: outcome – quality of life	16
FIGURE 9 Forest plot of comparison for CS vs. no CS: post treatment, outcome – mood, staff-reported	17
FIGURE 10 Forest plot of comparison for CS vs. no CS: outcome – ADLs	17
FIGURE 11 Flow diagram of the trial: trial and randomisation stages	26
FIGURE 12 The CONSORT diagram of participants through the trial	31
FIGURE 13 Cost-effectiveness acceptability curve: MCST vs. usual care – 6 months, health and social care perspective, with effectiveness measured on the QOL-AD scale	36
FIGURE 14 Cost-effectiveness acceptability curve: MCST vs. usual care – 6 months, health and social care perspective, with effectiveness measured on the ADAS-Cog	36
FIGURE 15 Flow diagram of the STANDOUT trial and assessment schedule	40
FIGURE 16 Flow diagram of the MONOU trial and assessment schedule	43
FIGURE 17 Flow diagram of observational study and assessment schedule	51
FIGURE 18 Model of consensus methods used in the development of SHIELD CSP (study 1, modified Delphi and consensus conference)	64
FIGURE 19 Flow diagram of the SHIELD CSP-RYCT trial	77
FIGURE 20 The CONSORT summary of participant flow	85
FIGURE 21 Cost-effectiveness acceptability curve for RYCT, using QOL-AD as outcome, from a societal perspective (replacement cost assumption)	101

FIGURE 22 Cost-effectiveness acceptability curve for RYCT, using QOL-AD as outcome, from a health and social care perspective	102
FIGURE 23 Cost-effectiveness acceptability curve for CSP-RYCT combined, using QOL-AD as outcome, from a societal perspective (opportunity cost)	102
FIGURE 24 Cost-effectiveness acceptability curve for CSP-RYCT combined, using QALYs from DEMQOL-Proxy as outcome, from a societal perspective (replacement cost)	103
FIGURE 25 The Preferred Reporting Items for Systematic Reviews and Meta-Analysis flow chart of the review and selection process of studies	110
FIGURE 26 Risk of bias for all studies	111
FIGURE 27 Institutionalisation	112
FIGURE 28 Challenging behaviour	113
FIGURE 29 Orthopaedics meta-analysis and summary statistics	123
FIGURE 30 Respiratory meta-analysis and summary statistics	123
FIGURE 31 Urology/renal meta-analysis and summary tables	124
FIGURE 32 Gastrointestinal meta-analysis and summary statistics	124

List of boxes

BOX 1 List of the five domains of crisis and their associated factors

146

List of abbreviations

AChEI	acetylcholinesterase inhibitor	df	degree of freedom
ADAS-Cog	Alzheimer's Disease Assessment Scale – Cognitive Subscale	DSM-IV	<i>Diagnostic and Statistical Manual of Mental Disorders-Fourth Edition</i>
ADCS-ADL	Alzheimer's Disease Co-Operative Study – Activities of Daily Living Inventory	DVD	digital versatile disc
ADL	activity of daily living	EQ-5D	EuroQoL-5 Dimensions
ADQ	Approaches to Dementia Questionnaire	GP	general practitioner
ALOIS	Action in Language, Organisations and Information Systems	HADS	Hospital Anxiety and Depression Scale
ANCOVA	analysis of covariance	HTP	home treatment package
BECCA	Befriending and Costs Of Caring	HTT	home treatment team
CANE	Camberwell Assessment of Need for the Elderly	ICER	incremental cost-effectiveness ratio
CDCIG	Cochrane Dementia and Cognitive Improvement Group	ISRCTN	International Standard Randomised Controlled Trial Number
CDR	Clinical Dementia Rating	LILACS	Latin American and Caribbean Health Sciences Literature
CEAC	cost-effectiveness acceptability curve	LTSI	Learning Transfer System Inventory
CEBM	Centre for Evidence Based Medicine	MCS-12	mental component summary
CI	confidence interval	MCST	maintenance cognitive stimulation therapy
CINAHL	Cumulative Index to Nursing and Allied Health Literature	MMSE	Mini-Mental State Examination
CMHT	community mental health team	MONOU	Monitoring and Outreach
CONSORT	Consolidated Standards of Reporting Trials	MRC	Medical Research Council
COPE	Carers of Older People in Europe	NELFT	North East London NHS Foundation Trust
CRHTT	crisis resolution home treatment team	NICE	National Institute for Health and Care Excellence
CSP	Carer Supporter Programme	NIHR	National Institute for Health Research
CSRI	Client Services Receipt Inventory	NPI	Neuropsychiatric Inventory
CST	cognitive stimulation therapy	NWORTH	North Wales Organisation for Randomised Trials in Health
DEMQOL	Dementia Quality of Life	PCA	person-centred approach
DeNDRoN	Dementias and Neurodegenerative Diseases Network	PCS-12	physical component summary
		PhD	Doctor of Philosophy
		QALY	quality-adjusted life-year

LIST OF ABBREVIATIONS

QCPR	Quality of Caregiver–Patient Relationship	SD	standard deviation
QOL-AD	Quality of Life – Alzheimer’s Disease	SE	standard error
R&D	research and development	SF-12	Short Form-12 Health Survey
RCT	randomised controlled trial	SHIELD	Support At Home – Interventions to Enhance Life in Dementia
REMCARE	REMiniscence groups for people with dementia and their family CAREgivers	SMD	standardised mean difference
RR	relative risk	SPSS	Statistical Product and Service Solutions
RYCT	Remembering Yesterday, Caring Today	STANDOUT	Staff Training and Outreach
SAE	serious adverse event	TAU	treatment as usual
		VAS	visual analogue scale
		WTP	willingness to pay

Plain English summary

Dementia has an enormous social and economic impact and there is an urgent need to improve care. This research programme aims to improve the quality of life of people with dementia and their carers, and to help support people at home. Cognitive stimulation therapy (CST), which involves people with dementia participating in mentally stimulating games and other activities in groups, is beneficial for cognition and quality of life as well as being good value for money. Our 6-month clinical trial of continued weekly CST found that it improved quality of life and was good value. Many staff will run CST groups following a 1-day training course. The Carer Supporter Programme (CSP) involves ex-carers of people with dementia helping new carers with support and information. In a large clinical trial for people with dementia and their carers, we evaluated the CSP and a reminiscence programme. Both the CSP and the reminiscence programme helped to improve the quality of life of people with dementia but no benefits were noted for family carers. The reminiscence programme groups were very costly to run and may not be value for money. Home treatment teams may reduce hospital admissions for people with dementia. Based on reviewing the research evidence and consultations with people with dementia, family carers and staff, we have developed and field-tested a home treatment protocol to help clinical teams manage crises and support people with dementia at home. Our results suggest that care for people with dementia and their carers can be improved.

Scientific summary

Background

In the UK > 850,000 older people have dementia resulting in progressive cognitive deterioration, increasing disability and social exclusion. There are many psychosocial interventions for dementia but often these have not been standardised, adequately evaluated or systematically implemented. Cognitive stimulation therapy (CST) has been shown to be beneficial for cognition and quality of life, and is cost-effective. There is less evidence for the effects of CST over an extended period. A recent pilot study found that one-third of people who attend CST training go on to run CST groups, but staff identified a lack of support as a key reason for the lack of implementation of CST in practice. The evidence for the potential benefits of reminiscence is limited, but involving people with dementia and their carers may be more effective than working with carers only.

Our experience from the Befriending and Costs of Caring (BECCA) programme showed that many ex-carers are motivated to support others in family carer roles through mentoring and teaching. There is growing evidence that carer well-being may be enhanced through interventions that engage both the primary carer and the person with dementia. A recent review observed a lack of evidence for alternative interventions to acute psychiatric admissions for older people. There is some evidence that home treatment teams (HTTs) may reduce hospital admissions for people with dementia; local data suggest that admissions reduced by 30% and that early discharge can be facilitated. This research programme aims to help to support people at home and improve the quality of life of people with dementia and their carers.

Objectives

1. To develop the maintenance CST (MCST) programme for people with dementia, to conduct a randomised controlled trial (RCT) [with a pilot study of the effectiveness of MCST with acetylcholinesterase inhibitors (AChEIs)] and to conduct an implementation study of MCST.
2. To develop the Carer Supporter Programme (CSP) for the carers of people with dementia and conduct a RCT (with an internal pilot) of the CSP and the Remembering Yesterday, Caring Today (RYCT) reminiscence intervention, separately and in combination, compared with usual care.
3. To develop a model including the most promising interventions and components for an effective home treatment package (HTP) for dementia by systematically reviewing the literature and qualitative studies, using consensus approaches to develop a feasible HTP and conducting in-depth field testing of the HTP for dementia in practice.

Methods

1. MCST study (two projects).

MCST trial The MCST programme was developed by a systematic review of the literature including a Cochrane Review; adaptation of the CST programme and the original maintenance programme; and qualitative work including focus groups with people with dementia, carers and staff to tailor the sessions to people's preferences and interests. The multicentre, pragmatic RCT assessed the effectiveness and cost-effectiveness of MCST groups for dementia. All participants were initially included in CST groups for 7 weeks and were then randomised either to continue in the intervention group with 24 weekly MCST sessions or to continue with treatment as usual (TAU). Data were collected at baseline and at 12 and 24 weeks (primary end point). The primary outcome measures were quality of life of people with dementia and cognition. The secondary outcomes included the person with dementia's mood, behaviour, activities

of daily living (ADLs), ability to communicate and costs, and carer health-related quality of life. The cost-effectiveness analysis is from a public sector perspective.

MCST implementation study This comprised three projects: (i) a pragmatic multicentre RCT of staff training, comparing CST training and outreach support with CST training only; (ii) a phase IV monitoring and outreach trial that evaluates the implementation of CST in practice by staff members who have previously had the CST manual or attended training; and (iii) implementation in practice study monitoring centres running groups in their usual practice and looking at basic outcomes of cognition and quality of life of the person with dementia. For studies (i) and (ii), centres were randomised to receive outreach support or usual care, with the primary outcome being the number of CST and MCST sessions run for people with dementia. The secondary outcomes included the number of attenders at sessions, staff job satisfaction, dementia knowledge and attitudes, competency, barriers to change, approach to learning and a controllability of beliefs and the level of adherence. Focus groups assessed staff members' perceptions of running CST groups and receiving outreach support.

2. CSP/RYCT study.

The trial was a factorial, single-blind, four-arm RCT, comparing CSP alone, RYCT alone, CSP and RYCT combined, and usual care, in community settings, addressing both clinical effectiveness and cost-effectiveness. The CSP intervention and supporting related documentation was developed in consultation with service users and carers. Former family carers also had involvement as direct providers of the CSP element of the trial. The carer supporter co-ordinators for each centre recruited and screened the carer supporter. Before being matched with a family carer participant, carer supporter volunteers attended a mandatory 'Being a Carer Supporter' orientation and awareness course and were supported by a carer supporter co-ordinator throughout the study.

The RYCT group intervention followed the RYCT programme for people with dementia and their family carers with 12 weekly sessions. Each group session was led by two experienced facilitators, supported by a team of volunteers and staff. All members of the RYCT team attended a training day. After the 12 initial sessions, monthly reunion sessions took place over a further 7 months. To ensure enough participants to run viable RYCT groups, we randomised between TAU, RYCT, CSP and CSP/RYCT combined in the proportions 1 : 2 : 1 : 2. Data were collected at baseline, 5 and 12 months (primary end point). After randomisation, all participants also continued to receive usual care from services in their locality. We conducted a feasibility study before the full RCT in accordance with Medical Research Council guidance on complex interventions guidance. All participants were adult English-speaking carers for a relative or close friend with dementia living at home in the community.

3. HTP.

The first phase of this study comprised systematic reviews on case management in dementia, risk factors for admission in dementia and crisis resolution approaches aimed at maintaining people with dementia at home. The second phase involved focus groups, consensus approaches and a scoping exercise, using the evidence from the literature reviews to develop the HTP. This process involved professionals, academics, care workers, the voluntary sector, carers and people with dementia, and was used to identify and understand risk factors for admission, factors helping to maintain people with dementia at home, optimal approaches to managing crises, and key structural and organisational features associated with good outcomes.

The consensus conference worked through a range of 'high-risk' case examples using a draft of the HTP to articulate best practice care packages. The HTP functioned as an advisory protocol/care pathway and included a combined risk assessment/care-planning tool, a manual and a training package. The manual was based on a needs assessment using the Camberwell Assessment of Need for the Elderly and included a glossary of preferred interventions in relation to various problems (e.g. challenging behaviour). HTTs for older people benchtested the home treatment manual by working through a number of example cases. People with dementia living in the community were referred for home treatment because of a high or very high risk of requiring institutional or hospital admission. Field testing of the home treatment manual was carried out with 21 clinical cases in practice using HTTs in Lancashire and London. The implementation of the HTP for each person with dementia was managed by an identified HTT key worker. After feedback, the home treatment manual was further revised to produce the final definitive version.

Results

1. MCST study (two projects).

MCST trial The Cochrane review of cognitive stimulation for dementia meta-analysis provided strong evidence of the benefits on cognitive function and quality of life, over and above any benefits of antedementia medication. The focus group work found agreement for 14 themes and suggestions for improvement for the five remaining themes. These results were used to revise the manual for the MCST programme. The RCT results showed that at 6 months there were significant benefits for self-rated quality of life for the MCST group, and at 3 months there were improvements for proxy-rated quality of life and ADLs. The MCST subgroup taking AChEIs showed cognitive benefits at 3 and 6 months. Although outcome gains were modest, MCST appeared cost-effective for self-rated quality of life, cognition measured on the Mini-Mental State Examination and proxy-rated quality-adjusted life-years (QALYs). MCST plus AChEIs offered cost-effectiveness gains for cognition.

MCST implementation study Outreach support was rarely accessed. There was no difference in the delivery of the CST programme between the outreach support intervention and the usual care group, but centres with outreach support were more likely to go on to run MCST. More groups were run in the staff recruited for the phase IV study and these staff had prior experience in delivering CST groups. At follow-up, staff in the outreach support group felt more competent in dementia care. For the observational study there was no deterioration in scores for quality of life or cognition at final follow-up.

2. CSP/RyCT study.

Developing the CSP package, we followed consensus methods involving principles of good practice and meaningful involvement. People with dementia and their family carers were involved in the development via a modified Delphi process and consensus conference to develop the content of the intervention, and in a consultation to develop and refine information and consent documents. In the RCT there was no evidence of effectiveness for family carers for either CSP or RyCT, and no indication of a significant interaction between the interventions. For people with dementia allocated to CSP or RyCT there were significant benefits to quality of life. For the person with dementia, significant interactions between RyCT/CSP for quality of life, anxiety and ADLs indicated that the interventions were not independent. The health economic analysis suggested that, for quality of life, RyCT may be cost-effective for people with dementia.

3. HTP.

The systematic review of risk factors found that falls/fractures and infections were more common causes of general admission for people with dementia than for other older people. For people with dementia, behaviour problems were likely to precipitate a psychiatric admission. The Cochrane review found evidence for the benefits of case management in terms of reduced admissions to long-term care and hospital length of stay, reduced behaviour disturbance and reduced carer burden. Although case management involved higher use of community services, this was offset by a lower use of acute services and hospitalisations. There was limited evidence that home treatment reduced admissions. In terms of crises, people with dementia focused on risks and hazards in their home, family carers emphasised carer stress and staff were concerned about problems with service co-ordination. In developing the HTP, we found that health-care professionals often emphasised more costly and intensive interventions (extended-hours services and multidisciplinary interventions), whereas carers valued education and support, and people with dementia preferred family support, technology and home adaptations to reduce risks. Five case review workshops were held with 45 staff using the HTP package. Following further revision, 17 staff from crisis teams used the HTP, with 21 cases finding it to be feasible and useful in practice.

Conclusion

There is an urgent need for useful and effective interventions to help to reduce the impact of dementia on patients, carers and society. Continuing MCST improved quality of life, improved cognition for those taking AChEIs and was cost-effective. Moreover, our results support other work indicating that drug and psychosocial interventions may potentially work better together than either alone. Our CST implementation

studies indicated that many staff will run CST groups following a 1-day training course, but that outreach support helps staff go on to run maintenance groups and may also improve staff sense of competence in dementia care. Although the observational study of CST in practice did not find a noticeable improvement in cognition or quality of life at follow-up 8 months later, it is encouraging that neither declined over time. The CSP/RyCT study did not find any particular benefits for family carers. However, both CSP and RyCT appeared to improve the quality of life of people with dementia. RyCT has the potential to be both effective and cost-effective in maintaining the quality of life of people with dementia, but the cost per QALY would be far beyond the National Institute for Health and Care Excellence-accepted price window. Using a factorial design assumes that interventions are independent of each other but for people with dementia we found there were significant interactions. The finding that case management for people with dementia reduces admission to long-term care is consistent with related literature. Case management also reduced behavioural problems in people with dementia. On the evidence available it is not clear how it may affect overall health-care costs. People with dementia and family carers have much to offer in their understanding of the causes and best interventions in times of crisis. Staff suggested more costly and intensive interventions, whereas carers liked education and support, and people with dementia appreciated support from family, and home adaptations and technology to reduce risks. The consensus methods and field testing enabled the production of an easy-to-use HTP to help staff working in crisis teams prevent admissions for people with dementia. The HTP requires evaluation in a full-scale multicentre trial.

The new wave of complex interventions shows great potential for benefit for people with dementia. Alongside this research into psychosocial interventions, further advances in methodology will be required, particularly in relation to process evaluations and implementation. Recent funding rounds by the National Institute for Health Research (NIHR) and the Economic and Social Research Council should help the UK to remain at the forefront of dementia care research with the potential to improve the lives of millions of people with dementia across the world.

Trial registrations

These trials are registered as ISRCTN26286067 (MCST), ISRCTN28793457 (MCST implementation) and ISRCTN37956201 (CSP/RyCT).

Funding

Funding for this study was provided by the Programme Grants for Applied Research programme of the NIHR.

Chapter 1 Introduction

Background

Dementia is very common in old age and the frequency of dementia increases with age, from around 5% in those aged > 65 years to around 20% in those aged > 85 years.^{1,2} In the UK there are 850,000 people living with dementia³ which leads to progressive intellectual deterioration, increasing disability and social exclusion.⁴ This has an enormous social and economic impact on health and social care services, and on family carers. There is little high-quality research on the effectiveness of psychological and social interventions, and there is an urgent need to find more useful interventions to help reduce the impact of dementia on people with dementia, carers and society. Drug treatments have an important role in dementia care, but in the UK they are limited to people with Alzheimer's disease, with mild to moderately severe dementia, have a limited impact on the illness, are not suitable for all patients and cost approximately £1000 per year.⁵ There is increasing recognition that psychological and social interventions may have comparable value⁶ and may be preferable (e.g. when medication may have intolerable side effects).⁷

In the UK there is recognition that psychological therapies for older people should be more widely available, and the National Service Framework for Older People⁴ states that 'treatment for dementia always involves using non-pharmacological management strategies such as mental stimulation' (contains public sector information licensed under the Open Government Licence v3.0). However, the delivery of such therapies has been generally unstandardised, and many evaluations of psychological treatments have been either small or of poor methodological quality, or both. A number of systematic reviews of psychosocial interventions are now available,⁸⁻¹⁰ as well as a number of Cochrane reviews on interventions with a cognitive focus.^{11,12} Cognitive stimulation therapy (CST) is an evidence-based approach which has been shown to be beneficial to cognitive function and quality of life, and also cost-effective.^{6,13} Indeed, the recent draft National Institute for Health and Care Excellence (NICE) guidelines on dementia¹⁴ recommend that all people with mild to moderate dementia should be 'given the opportunity to participate in a structured group cognitive stimulation programme'.

In the UK, reminiscence work with people with dementia has an extensive history;^{15,16} it involves enjoyable activities that tap into early memories and encourage communication and well-being. However, its popularity has not led to a corresponding body of evidence on its effects. The Remembering Yesterday, Caring Today (RYCT) trial platform suggested that it was useful to involve family carers in reminiscence groups with people with dementia, and a recent meta-analysis of outcomes for family caregivers confirms that involving people with dementia and their carers together is more effective than working with carers only.¹⁰ Over the last decade, the needs of carers have remained a high priority, with a national strategy published in 1999.¹⁷ Being a family carer is stressful and a recent study showed that one in three carers had a mental illness.¹⁸ The carers of people with dementia experience greater strain and distress than the carers of other older people.¹⁹ The Expert Patients Programme for people with long-term conditions aims to increase their confidence, improve their quality of life and better manage their conditions.²⁰ In a 2006 White Paper²¹ the government pledged funding for the creation of an Expert Carer Programme, which would include training to develop carers' skills in addition to self-care skills of people with dementia. The progressive decline and the changing nature of dementia over time mean that family carers' needs will change.²² There is an evidence base for cognitive-behavioural packages being the predominant approach for psychoeducation, stress and behaviour management, with principles and basic components that could be disseminated for use by non-therapists. For example, in caring for a person with dementia, sessions may include coping with the psychological and behavioural symptoms of dementia.

In the last few years there has also been an increasing emphasis on maintaining older people with dementia at home, rather than admitting them to hospital, to help to maintain their independence and quality of life. The document *Everybody's Business: Integrated Mental Health Services for Older Adults*²³ advised that community mental health teams (CMHTs) for older people needed to have some provision for 24-hour home-based crisis support, and *Raising the Standard: Specialist Services for Older People with Mental Illness*²⁴ highlighted the need for alternatives to inpatient care. A 2005 review²⁵ noted the lack of evidence for alternatives to acute psychiatric admissions for older people and another study from the same year indicated that home treatment teams (HTTs)/crisis teams are effective at reducing admissions for those aged < 65 years.²⁶ There are suggestions that this approach may also reduce admissions for those aged > 65 years with mental health problems,^{27,28} including people with dementia.

Aims and objectives

The aim of this research programme is to prevent excess disability, promote social inclusion, improve health outcomes and enhance the quality of life of people with dementia and their carers. The aim was achieved by a rigorous 5-year programme of psychosocial research building on our existing work in cognitive stimulation, reminiscence work and carer support, and also by a new initiative developing intensive home support to manage crises at home and prevent admission to hospital for people with dementia.

Cognitive stimulation therapy is an evidence-based approach which has been shown to be beneficial to cognitive function and quality of life, and also cost-effective. As the degree of cognitive benefit from CST is similar to that from cholinesterase inhibitors, longer-term CST may have an impact on long-term care.

Reminiscence work with people with dementia taps into early memories and encourages communication and well-being, and a recent meta-analysis indicated that involving people with dementia and their carers is more effective than working with carers only. Our trial platform successfully developed a manual for joint reminiscence, RYCT, and suggests that RYCT improves the caring relationship and benefits both people with dementia and carers. Our experience from the Befriending and Costs of Caring (BECCA) programme²⁹ showed that many ex-carers are motivated to support others at an earlier stage in their role as a family carer, through mentoring and teaching.

There is some evidence that HTTs may reduce admissions for people with dementia; however, better evidence for their effectiveness is required before wider implementation is considered.

This research programme provides essential evidence to clarify the role of each of these interventions in helping to support people at home, reducing hospital and care home admissions, and improving the quality of life of people with dementia and their carers.

The three projects are (1) cognitive stimulation groups for people with dementia to improve their cognition and quality of life, (2) a new initiative called the Expert Carer Programme, which trains ex-carers to help new carers of people with dementia and was undertaken alongside reminiscence groups for people with dementia and their carers which help to maintain quality of life and improve their relationships, and (3) the development of intensive home support to help manage crises at home and prevent admission to hospital for people with dementia.

Each of the three projects completed a number of components of the pathway through development of theory, modelling, feasibility and evaluation to dissemination and implementation, as illustrated in the Medical Research Council (MRC) framework for complex interventions.³⁰

All of these approaches were carefully evaluated to look at their potential benefits to people with dementia and their carers. We have also produced training manuals which will be made widely available to help other services implement the same approaches.

Objectives

1. To develop a model to identify the most promising interventions and components for an effective home treatment package (HTP) for dementia.
2. To carry out systematic reviews in the areas of home treatment for dementia and to update the Cochrane review on reality orientation/CST for dementia.
3. To develop a HTP for dementia and a package for carer supporters.
4. To carry out a pilot study for (a) the reminiscence and carer programmes separately and in combination, and (b) the effectiveness of maintenance CST (MCST) with donepezil.
5. To provide definitive randomised controlled trials (RCTs) for MCST, RYCT and the Carer Supporter Programme (CSP).
6. To conduct in-depth field testing of the HTP for dementia.
7. To conduct a post-RCT surveillance study of MCST in practice, including minimal outcome measures and qualitative approaches.
8. To provide economic evaluations for the MCST and CSP/RYCT interventions.
9. To involve users, carers and the voluntary sector, and to develop a model of user/carer involvement that can be widely used.
10. To develop training and manuals for all three interventions.
11. To disseminate service models, training programmes, tools and outcomes.

This report outlines the work undertaken for each project and individual aims and objectives for each study are given in their respective chapters. The development of the interventions focuses on the involvement of service users and key stakeholders.

User and carer involvement

User and carer involvement is now central to research and development (R&D) strategy in health and social care nationally, and their involvement is required as a condition of funding.³¹ User involvement and collaboration has been found to improve the quality, depth and utility of research.^{32,33} We developed a strategy for user and carer involvement as part of the SHIELD (Support At Home – Interventions to Enhance Life in Dementia) research programme.³⁴ The strategy encompassed principles of good involvement practice (i.e. clarity and transparency, respect, diversity, flexibility and accessibility) and meaningful involvement.³⁵ Service users and carers were involved in consensus workshops, focus groups and consultation processes for developing interventions to ensure their relevance and acceptability. User involvement can help develop more theoretically coherent and evidence-based interventions, which are more likely to be practical, generalisable and meaningful for potential users.³⁶ Carers were also involved in the recruitment of staff and provision of training and as part of the SHIELD research programme steering and monitoring committees.

Ethics arrangements and research governance for the SHIELD research programme

All projects obtained ethics approval from a NHS Research Ethics Committee and local R&D approvals for all sites involved in the research. Amendments to protocols were made and approvals were sought from ethics committees as needed throughout the research programme. The trial was sponsored by University College London and North East London Foundation Trust (NELFT). Our Programme Steering Committee consisted of an independent chairperson and external committee members comprised interested clinicians, academics, voluntary sector staff and service users, as well as the grantholders and key individuals from the research programme (see *Acknowledgements*).³⁷ A Data Monitoring and Ethics Committee was created as a subcommittee of the Programme Steering Committee. This group consisted of an independent academic as chairperson, an independent statistician and a family carer³⁷ (see *Acknowledgements*).

Consent

Informed consent was sought whenever appropriate. Participants were at various stages of dementia ranging from mild to moderate, to severe. Some participants were competent to give informed consent for participation, provided that appropriate care was taken in explaining the research and sufficient time was allowed for them to reach a decision. However, those people with more advanced dementia were also included and, in these situations, the provisions of the Mental Capacity Act were followed.^{38,39} It was helpful for a family member or other supporter to be involved, and we aimed to ensure that this was done whenever possible. It was made clear to all that no disadvantage would accrue if they chose not to participate. In seeking consent, we followed current guidance from the British Psychological Society⁴⁰ on the evaluation of capacity; thus, consent was regarded as a continuing process rather than a definitive, and willingness to participate was continually checked through discussion with participants during the assessments. When a participant's level of impairment was more severe or increased so that they were no longer able to provide informed consent, the provisions of the Mental Capacity Act were followed.^{38,39} The initial giving of informed consent provided a clear indication of the person's likely perspective on continuing at this point, and the family caregiver was consulted in this regard. If a participant with dementia became distressed during the assessments, the assessments were discontinued.

Adverse events

Prospective participants were fully informed of the potential risks and benefits of the projects they were recruited to. A reporting procedure was in place to ensure that serious adverse events (SAEs) were reported to the chief investigator (MO).⁴¹ On becoming aware of an adverse event involving a participant or carer, the research programme co-ordinator (JH) assessed its seriousness. A SAE was defined in the trial as an untoward occurrence experienced by either a participant or a carer which resulted in death; was life-threatening; required hospitalisation or prolongation of existing hospitalisation; resulted in persistent or significant disability or incapacity; was otherwise considered medically significant by the investigator; or was within the scope of the Protection of Vulnerable Adults protocol.⁴¹ A reporting form was submitted to the chief investigator, who assessed whether or not the SAE was related to the conduct of the trial and was unexpected. If SAEs were judged to be related and unexpected, they were reported to the Multicentre Research Ethics Committee and the trial Data Monitoring and Ethics Committee.

Changes from the planned protocol

National Institute for Health Research (NIHR) funding for SHIELD was received in August 2007 and the research programme commenced in February 2008. The original scope of the programme was to undertake four trials examining the effectiveness of MCST programmes, the implementation of MCST in practice, RYCT and the CSP, and a HTP for dementia. Time and budgetary constraints meant that we were advised by the NIHR review team not to complete a trial of the home treatment intervention. This will now be tested in a further NIHR-funded trial. All studies followed the MRC guidance for developing and evaluating complex interventions.³⁰

Chapter 2 Maintenance cognitive stimulation therapy

Background

Cognitive ‘training’, cognitive ‘stimulation’ and cognitive ‘rehabilitation’ have on occasion been used almost interchangeably, but Clare and Woods⁴² have proposed clear definitions for all of these terms. Cognitive stimulation has been defined as the engagement in a range of activities and discussions (usually in a group) aimed at the general enhancement of cognitive and social functioning.⁴² CST⁶ is a therapeutic non-pharmacological treatment for dementia that aims to optimise cognitive function based on the notion of cerebral plasticity. A large multicentre RCT of CST found that it improved cognition and quality of life,⁶ and was cost-effective.¹³ Indeed, the 2007 draft NICE/Social Care Institute for Excellence guideline on dementia¹⁴ recommended that all people with mild-to-moderate dementia should have the opportunity to take part in a structured programme of cognitive stimulation groups.

As CST is only a brief intervention (a 14-session programme over 7 weeks), it is necessary to investigate if its benefits can be extended over a longer period of time. This has been investigated as a pilot study⁴³ in which the 16 additional weekly sessions led to a significant improvement in cognitive function for those receiving MCST, compared with those receiving CST only. The programme grant funded a full-scale trial of MCST over 24 weeks.

The MCST programme included an update of the Cochrane review on reality orientation/cognitive stimulation, explored the long-term effects of a MCST programme versus CST for dementia and compared the effectiveness of two different training approaches with care staff from a range of dementia care settings. The cognitive stimulation groups for people with dementia aimed to improve cognition and quality of life. The training package comprises a workbook, a digital versatile disc (DVD) and training seminars.

Work package 1: update of the Cochrane review on cognitive stimulation therapy

A systematic review and meta-analysis evaluating the effectiveness and impact of cognitive stimulation in dementia

A systematic review and meta-analysis evaluating the effectiveness and impact of cognitive stimulation in dementia was conducted with the Cochrane Dementia and Cognitive Improvement Group (CDCIG), based in Oxford, UK.⁴⁴ The review followed the Specialised Register of the CDCIG, called ALOIS (Action in Language, Organisations and Information Systems). This yielded 94 studies, of which 15 were RCTs meeting the inclusion criteria. The analysis included 718 participants (407 receiving cognitive stimulation and 311 in control groups).

Objectives

- To evaluate the effectiveness and impact of cognitive stimulation interventions aimed at improving cognition for people with dementia, including any negative effects.
- To indicate the nature and quality of the evidence available on this topic.
- To assist in establishing the appropriateness of offering cognitive stimulation interventions to people with dementia and identifying the factors associated with their efficacy.

Review methods

Protocol and registration

The protocol was registered with The Cochrane Library and can be found online at <http://onlinelibrary.wiley.com/doi/10.1002/14651858.CD005562.pub2/pdf>.

Criteria for considering studies for this review

We selected RCTs examining the effect of cognitive stimulation for dementia if they had been published and written in English, peer reviewed and presented in a journal article. Authors were contacted for missing data, such as details of randomisation, means and standard deviations (SDs).

Search methods for identification of studies

The search methods included a combination of the search terms cognitive stimulation, reality orientation, memory therapy, memory groups, memory support, memory stimulation, global stimulation and cognitive psychostimulation, which were used to search ALOIS on 6 December 2011. The studies were identified from the following databases:

- health-care databases: MEDLINE, EMBASE, Cumulative Index to Nursing and Allied Health Literature (CINAHL), PsycINFO and Latin American and Caribbean Health Sciences Literature (LILACS)
- trial registers: *meta*Register of Controlled Trials, Umin (University Hospital Medical Information Network) Japan Trial Register and World Health Organization portal [which covers ClinicalTrials.gov, International Standard Randomised Controlled Trial Number (ISRCTN), Chinese Clinical Trials Register, German Clinical Trials Register, Iranian Registry of Clinical Trials and the Netherlands National Trials Register, plus others]
- The Cochrane Library's Central Register of Controlled Trials
- a number of grey literature sources: ISI Web of Knowledge Conference Proceedings, Index to Theses, Australasian Digital Theses.

Additional searches in each of the sources listed above to cover the time frame from the last searches performed for the Specialised Register to December 2011 were run to ensure that the search for the review was as up to date as possible. A total of 670 references were retrieved from the December 2011 update search. After deduplication and a first assessment, authors were left with 94 references to further assess for inclusion, exclusion or discarding.

Participants

Participants were any age with a diagnosis of dementia (Alzheimer's disease, vascular dementia or mixed Alzheimer's and vascular dementia, other types of dementia), including all severity levels of dementia, indicated through group mean scores, range of scores or individual scores on a standardised scale, such as the Mini-Mental State Examination (MMSE)⁴⁵ or Clinical Dementia Rating (CDR).⁴⁶ The participants could receive the intervention in a variety of settings (own home, outpatient setting, day care setting or residential setting). We documented when participants were receiving concurrent treatment with acetylcholinesterase inhibitors (AChEIs).

Interventions

Participants attended regular therapy sessions (involving a group or family caregiver) for a minimum period of 4 weeks. The intervention needed to describe a cognitive stimulation intervention targeting cognitive and social functioning, offering generalised cognitive practice. These may also be described as reality orientation groups, sessions or classes. The intervention needed to be compared with 'no treatment', 'standard treatment' or placebo.

Outcome measures

These assessed the short- (immediately after the intervention) and medium-term (follow-up 1 month to 1 year after the intervention finished) impact on the intervention on the person with dementia, the family caregiver or both. For the person with dementia, outcome measures needed to evaluate performance on at least one cognitive measure and/or include the assessment of any of the following variables: mood, well-being, activities of daily living (ADLs), behaviour, neuropsychiatric symptoms and social engagement. Rates of attrition and reasons for withdrawal were noted. Family caregiver outcomes, such as self-reported well-being, depression and anxiety, burden, strain and coping, and satisfaction with the intervention, were considered.

Data collection and analysis

Searches were conducted as detailed above to identify all relevant published studies. The date and time of each search, together with details of the version of the database used, were recorded. Additional information was sought, as outlined above, and hard copies of articles were obtained.

Quality assessment

Two reviewers independently screened the identified RCTs for inclusion and the final list of included studies was reached by consensus. Trials not meeting the criteria were excluded. The studies were assessed against a checklist of quality requirements using the Cochrane approach:

- grade A – ‘low risk’: adequate concealment (randomisation; concealed allocation)
- grade B – ‘unclear risk’: ‘randomised’, but methods uncertain
- grade C – ‘high risk’: inadequate concealment of allocation or no randomisation, or both.

Only trials with a grade A or B ranking were included in the review. Again, the reviewers worked independently to ascertain which studies met the quality criteria, and consensus was reached through discussion. Attempts were made to obtain additional information from the study authors when needed.

Data extraction

Descriptive characteristics (such as quality of randomisation and blinding) and study results were extracted, recorded and entered into RevMan 5.1 (The Cochrane Collaboration, The Nordic Cochrane Centre, Copenhagen, Denmark). Additionally, letters and e-mails were sent to some authors of controlled trials asking for essential and additional information (statistics, sources of bias and details of randomisation). The summary statistics required for each trial and each outcome for continuous data were the mean change from baseline, the standard error (SE) of the mean change and the number of patients for each treatment group at each assessment. When changes from baseline were not reported, we extracted the mean, SD and number of patients for each treatment group at each time point, if available. We calculated the required summary statistics from the baseline and assessment time treatment group means and SDs, assuming in this case a zero correlation between the measurements at baseline and assessment time. This conservative approach was chosen, as it is preferable in a meta-analysis. For binary data, the numbers in each treatment group and the numbers experiencing the outcome of interest were sought. The baseline assessment was defined as the latest available assessment prior to randomisation, but no longer than 2 months prior. For each outcome measure, data were sought on every patient randomised. To allow an intention-to-treat analysis, the data were sought irrespective of compliance, or whether or not the patient was subsequently deemed ineligible or otherwise excluded from treatment or follow-up. Discussion between the two reviewers and the other authors was used to resolve any queries.

Data analyses

RevMan 5.1 was used for the meta-analysis. Analyses were adjusted to the random-effects model, owing to the heterogeneity of trials. Because trials used different tests to measure the same outcomes, the

measure of the treatment difference for any outcome that we used was the weighted mean difference when the pooled trials used the same rating scale or test, and the standardised mean difference (SMD) (the absolute mean difference divided by the SD) when different rating scales or tests were used. For binary outcomes, such as clinical improvement or no clinical improvement, the odds ratio was used to measure treatment effect. A weighted estimate of the typical treatment effect across trials was calculated. Overall estimates of the treatment difference were employed, presenting the overall estimate from a fixed-effects model and performing a test for heterogeneity using a standard chi-squared statistic. The reviewers achieved consensus on the interpretation of the statistical analyses, seeking specialist statistical advice from the CDCIG as required. Non-randomised studies were described in tabular form and the reviewers discussed and reached consensus on the presentation of the findings in the background to the review.

Results

Studies included in the review

Ninety-four studies were identified since the last review through the literature search.⁴⁷ Two reviewers independently assessed eligibility. Of the 94 references, nine studies met the inclusion criteria^{48–55} and were included in the analysis. Three recent studies were left awaiting classification.^{56–58} Our previous review⁴⁷ included eight studies in the meta-analysis and six of these met the criteria for inclusion in this updated review.^{59–64} Two studies from our previous review were excluded this time, as the data needed for the meta analysis were not available.^{65,66} Therefore, a total of 15 studies was included in the analysis (*Figure 1*).

Quality of included studies

The quality of each study was assessed according to the four criteria outlined in the Cochrane Collaboration Handbook:⁶⁷ selection bias, performance bias, attrition bias and detection bias. The details of biases and descriptions of studies can be seen in *Table 1*. Performance bias was difficult to evaluate. With psychological interventions, unlike drug trials, it is impossible to totally blind patients and staff to treatment. Patients are often aware that they are being treated preferentially, staff involved may have different expectations of treatment groups and independent assessors may be given clues from patients during the assessments. There may also be 'contamination' between groups, in terms of groups not being held in separate rooms and staff bringing ideas from one group to another.

The latter effect would be reduced with clear therapeutic protocols, the existence of which was not mentioned in any of the studies, although during a face-to-face meeting with Professor Woods he stated that 'Checks were made to ensure compliance with the therapeutic protocol' (Bangor University, 2008, personal communication).

In relation to contamination, Wallis *et al.*⁶³ and Baines *et al.*⁵⁹ both stated that staff were unaware of the allocation of patients to groups, as they were removed from the setting for treatment, and several other studies described the groups being run in a separate or specific room.^{6,55,62,64} Most studies took steps to ensure that at least part of the assessment of outcomes was carried out by assessors blinded to treatment allocation. Only three studies^{48,60,62} did not report the blinding of assessors. Of course, even independent assessors may be given clues from participants during the assessments, but this was not reported as an issue in the studies reviewed here. Using independent assessors works well for evaluating change in cognition or self-reported mood, well-being and quality of life. Ratings of day-to-day behaviour and function are typically carried out by care staff, who may be more difficult to keep blind to group allocation, unless the group sessions are carried out in a separate location to which all participants are taken. Whether or not the patients were blind to treatment is a controversial issue, depending on how much information was given to them and their level of comprehension.

Several studies reported^{48,62–64} that the reality orientation groups were held in separate areas, reducing the chance of contamination. Spector *et al.*^{6,55} said that the groups were run in a separate and specific

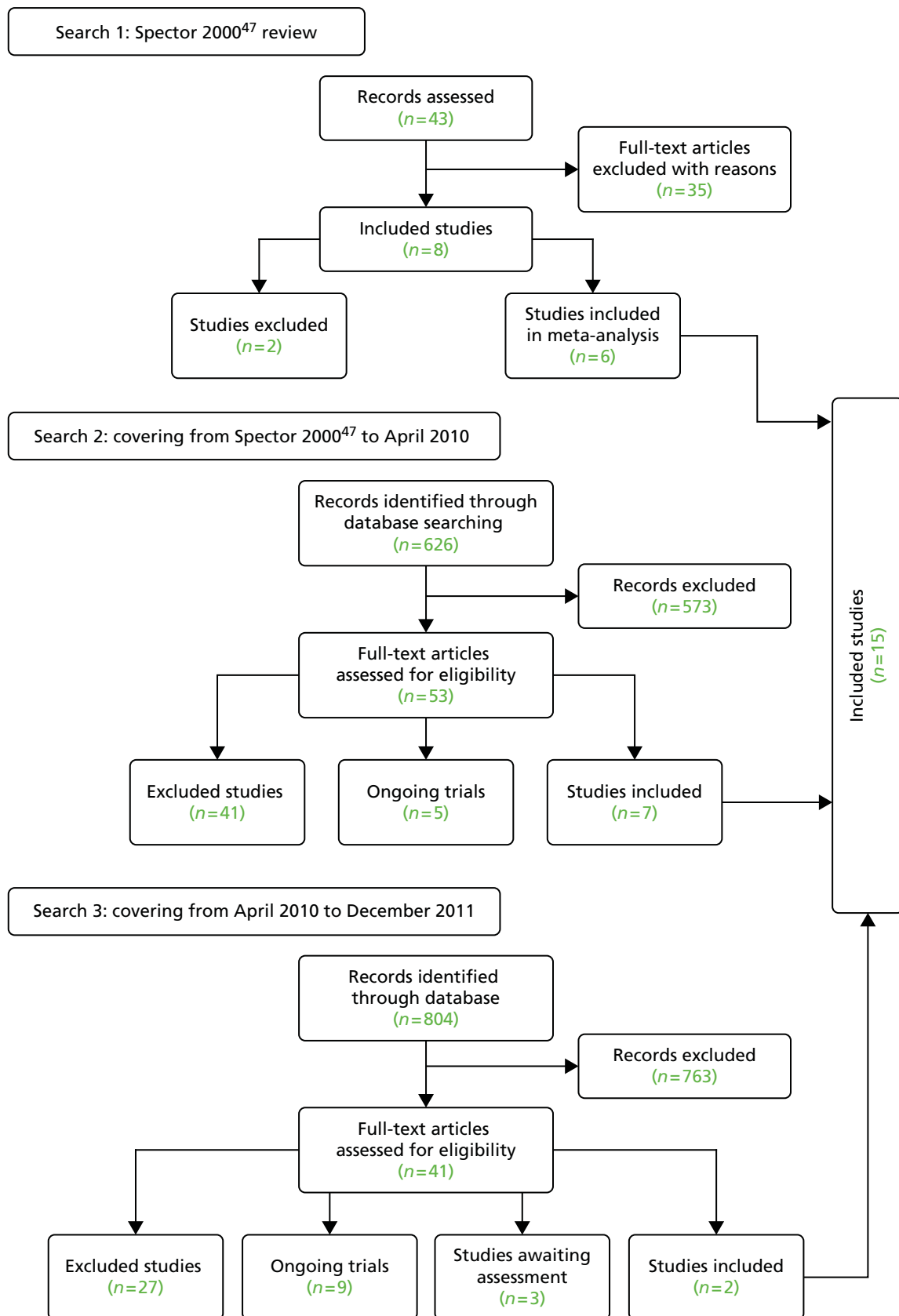


FIGURE 1 The Preferred Reporting Items for Systematic Reviews and Meta-Analyses flow chart of the review and selection process of studies.

TABLE 1 Description of included studies and bias

Study ID	Intervention	Content of therapy	Alternative activity	Allocation concealment	Attrition bias (dropouts)	Detection bias
Baines <i>et al.</i> , ⁵⁹ 1987	30 minutes, five times per week for 4 weeks	RO board, multisensory stimulation	Reminiscence therapy/no treatment	No details	0/15 dropouts	Assessment by independent psychologist and staff not involved in therapy
Baldelli <i>et al.</i> , ⁶⁰ 1993	60 minutes, three times per week for 3 months	No details	No treatment (TAU)	No details	0/23	No details of assessors
Baldelli <i>et al.</i> , ⁴⁸ 2002	60 minutes, five times per week for 1 month	No details	Physical therapy programme	No details	0/87	No details of assessors
Bottino <i>et al.</i> , ⁴⁹ 2005	90 minutes, once per week for 5 months	Temporal and spatial orientation, discussion of interesting themes, reminiscence activities, naming people, daily activities, planning use of calendars and clocks	AChEIs only	Randomised blocks design	0/13	Assessment by a blind and independent assessor
Breuil <i>et al.</i> , ⁶¹ 1994	60 minutes, twice per week for 5 weeks	Drawing, associated words, object naming, categorising objects	No treatment	No details	5/61 dropouts	Assessment by a psychologist unaware of group allocation
Buschert <i>et al.</i> , ⁵⁰ 2011	120 minutes, once per week for 6 months	Multicomponent cognitive group intervention: for Alzheimer's disease group emphasis on cognitive stimulation (for mild cognitive impairment group more emphasis on cognitive training)	Pencil-and-paper exercises for self-study and monthly meetings	Blocked randomisation procedure	No attrition <i>n</i> = 35	Cognitive assessments made by an assessor blind to group allocation
Chapman <i>et al.</i> , ⁵¹ 2004	90 minutes, once per week for 8 weeks	Current events; discussion of hobbies and activities; education regarding Alzheimer's disease; life story work; links with daily life encouraged	AChEIs only	SAS procedure	6/54	Assessment by a psychologist unaware of group allocation

Study ID	Intervention	Content of therapy	Alternative activity	Allocation concealment	Attrition bias (dropouts)	Detection bias
Coen <i>et al.</i> , ⁵² 2011	45 minutes, twice per week for 7 weeks	Cognitive stimulation	No treatment	Computerised randomisation and random number tables were used	No attrition <i>n</i> = 27	Tests administered by staff blind to group membership. Not clear if staff ratings were made by staff who were blinded
Ferrario <i>et al.</i> , ⁶² 1991	60 minutes, five times per week for 21 weeks	No details	No treatment	No details	2/21 dropouts	No details of assessors
Onder <i>et al.</i> , ⁵³ 2005	30 minutes, three times per week for 25 weeks	Current information, topics of general interest, historical events and famous people, attention, memory and visuospatial	AChEIs only	Computerised block randomisation procedure	19/156	Assessment by a psychologist unaware of group allocation
Requena <i>et al.</i> , ⁵⁴ 2006	45 minutes, five times per week for 24 months	Orientation, body awareness, family and society, caring for oneself, reminiscing, household tips, animals, people and objects	AChEIs only No treatment	Registration order procedure	10/50	Assessment by a psychologist unaware of group allocation
Spector <i>et al.</i> , ⁵⁵ 2001	45 minutes, two/three times per week for 7 weeks	Orientation, categorising objects, sounds, number, physical and word games, current events	No treatment	Drawing names from a sealed container	8/35	Assessment by a researcher blinded to group allocation
Spector <i>et al.</i> , ⁴⁷ 2000	45 minutes, twice per week for 7 weeks (14 sessions)	Orientation, categorising objects, sounds, number, physical and word games, current events	No treatment	Drawing names from a sealed container	34/201	Assessment by a researcher blinded to group allocation
Wallis <i>et al.</i> , ⁶³ 1983	30 minutes, five times per week for 3 months	Repetition of orientation information (e.g. time, place, weather), charts, pictures, touching objects and material	Diversional occupational therapy (group and individual activities)	Drawing from a hat, consecutive allocation	22/60 dropouts	Assessment by a senior nurse or occupational therapist unaware of group allocation
Woods, 1979 ⁶⁴	30 minutes, five times per week for 20 weeks	Daily personal diary, group activities (dominoes, spelling, bingo), naming objects, reading RO board	'Social therapy' (various group activities)	Drawing from a hat	4/18 dropouts	Mixture: some assessments blind, some others not

ID, identification; RO, reality orientation; TAU, treatment as usual.

room for the programme. The other studies did not provide information regarding where groups were held.^{49,51,53}

All of the studies reported on attrition to the programme, although the intention-to-treat analysis plan was described in only two.^{6,51} Given the nature of the condition and the age of the participants, attrition in several studies was remarkably small, with zero attrition recorded in six studies^{48–50,52,59,60} out of 180 participants. The largest attrition rate was reported in the study by Wallis *et al.*,⁶³ in which there was 39% attrition in the group of participants with dementia. In this study, patients who attended < 20% of the group sessions were eliminated from the study. Requena *et al.*⁵⁴ reported 32% attrition, but this was over a 2-year period. The two largest studies had rates of 19%⁵⁹ and 17%⁶ over periods of 6 and 2 months, respectively.

Detailed treatment protocols were hard to find from the authors of the included studies, so the extent to which the cognitive stimulation was delivered as intended could be questioned. Some recent studies described that staff received training and/or supervision in running the groups. Chapman *et al.*⁵¹ described weekly meetings held to ensure that their treatment programme was implemented as designed:

Sub-groups were led by a licensed speech-language pathologist and three masters level speech-language pathology students; all underwent two hour training before the groups started; weekly meetings to ensure the programme was implemented as designed.

Onder *et al.*⁵³ described how family caregivers were trained by a multidisciplinary team and given a manual and specific schedule for each session. No records were made, however, of how often caregivers delivered the sessions or how closely the manual was followed. The only available data from an early study came from Professor Woods, who stated during a face-to-face meeting that 'A sample of sessions were tape-recorded and rated to ensure compliance with the therapeutic protocol' (Bangor University, 2008, personal communication).

Meta-analysis

Data from the included studies were entered into 'Metaview' (the Cochrane term for meta-analysis). Data were identified, included and pooled from the 15 included RCTs,^{6,48–55,59–64} with a total of 718 participants (407 in experimental groups and 311 in control groups). Analyses were adjusted to the random-effects model, owing to the heterogeneity of trials, and SMDs, because trials used different measures to assess the same outcomes.

In order to evaluate the effect of cognitive stimulation on cognitive function, 14 RCTs that included useable data were included in the analysis ($n = 658$; 377 received treatment and 281 received no treatment or placebo). In comparison with the control groups at the post-treatment assessment, cognitive stimulation was associated with significant improvements on all measures of cognition. The overall results in the cognitive section were significantly in favour of treatment (*Figure 2*). The overall effect size (SMD) was 0.41 [95% confidence interval (CI) 0.25 to 0.57]. The results were strongly weighted by Breuil *et al.*⁶¹ ($n = 61$), Onder *et al.*⁵³ ($n = 137$) and Spector *et al.*⁶ ($n = 201$), the largest studies. The largest effect sizes can be seen at the 12-month point in Requena's *et al.*⁵⁴ study [SMD 0.70 on the Alzheimer's Disease Assessment Scale – Cognitive Subscale (ADAS-Cog)] and the Baldelli *et al.*⁶⁰ study (SMD 0.99 on the MMSE), both of which offered above-average duration of exposure to cognitive stimulation. Other studies with longer exposure⁶² had below-average effect size and other studies which offer only 10 hours of exposure had above-average effect size (0.63), showing that these effects require replication, as the CIs are broad and cross zero.

To evaluate the effectiveness of cognitive stimulation on behaviour, three separate meta-analyses were conducted. One focused on outcome measures seen as a problem, the second focused on ADLs and the

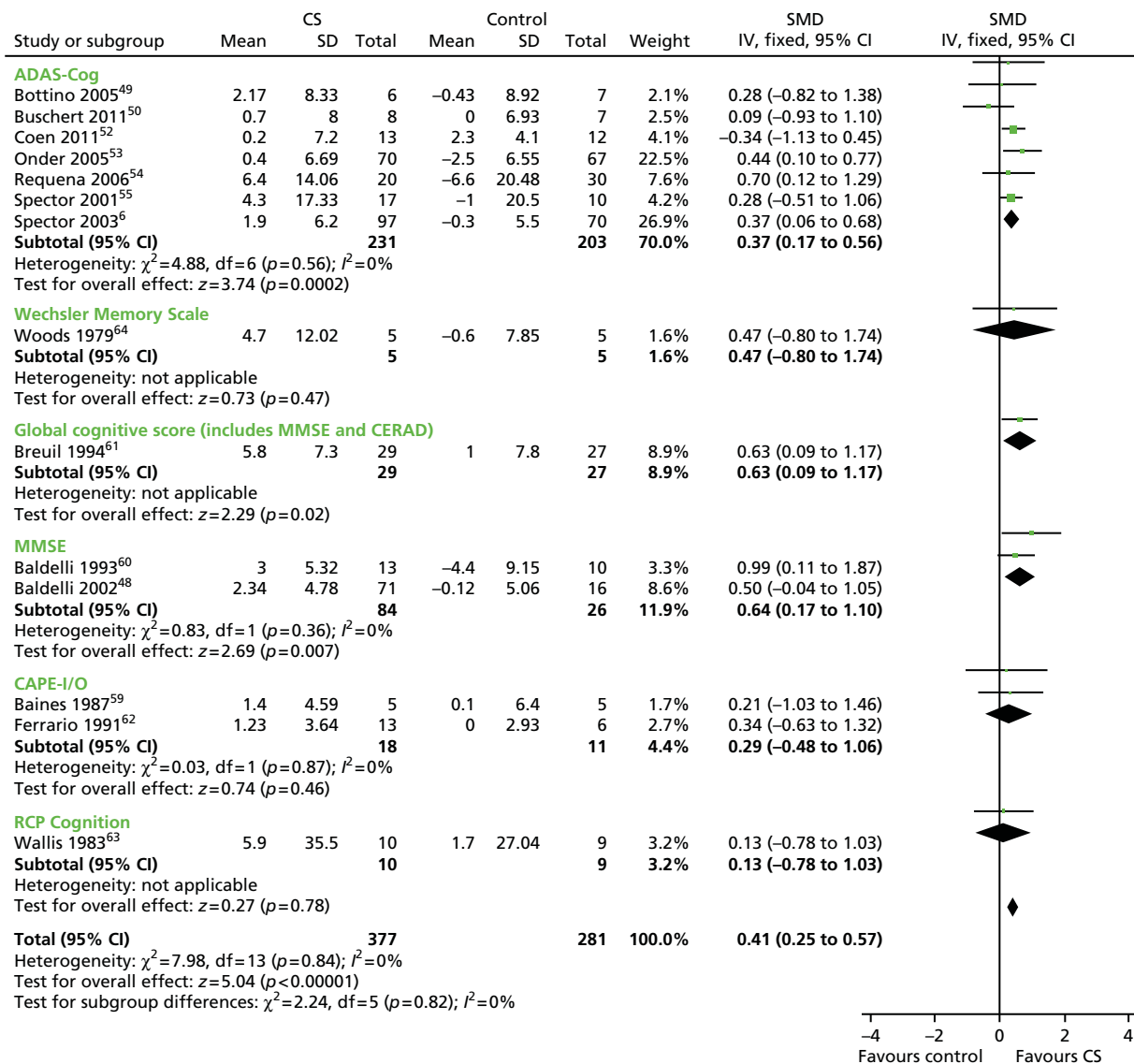


FIGURE 2 Forest plot of comparison for CS vs. no CS: outcome – cognition. ADAS-Cog, Alzheimer's Disease Co-Operative Study–Cognitive Subscale; CAPE I/O, Clifton Assessment Procedures for the Elderly – Information/Orientation scale; CERAD, Consortium to Establish a Registry for Alzheimer's Disease; CI, confidence interval; CS, cognitive stimulation; df , degrees of freedom; IV, inverse variance; RCP, Royal College of Physicians.

third focused on general behaviour outcomes. Three studies used behavioural outcome measures seen as a problem (*Figure 3*) including 166 participants, showing that no difference was apparent related to cognitive stimulation (SMD -0.14 , 95% CI -0.44 to 0.17 ; $z = 0.86$; $p = 0.39$). The ADL measure results also did not achieve significance (*Figure 4*), including four studies, involving 260 participants. There was no benefit identified associated with cognitive stimulation (SMD 0.21 , 95% CI -0.05 to 0.47 ; $z = 1.56$; $p = 0.12$). The third behaviour analysis (*Figure 5*) (general behaviour) showed a similar picture, with no difference emerging. Eight studies reported data on relevant scales, including 416 participants (SMD 0.13 , 95% CI -0.07 to 0.32 ; $z = 1.30$; $p = 0.20$).

Five studies, involving 201 participants, used a self-report measure of mood (the Geriatric Depression Scale or the Montgomery–Åsberg Depression Rating Scale) (*Figure 6*). Cognitive stimulation is not associated with a clear improvement in mood (SMD 0.22 , 95% CI -0.09 to 0.53 ; $z = 1.42$; $p = 0.16$). This is of similar magnitude to the finding of proxy report of mood and anxiety, where the SMD is close to zero (SMD 0.05 , 95% CI -0.21 to 0.31) (*Figure 7*).

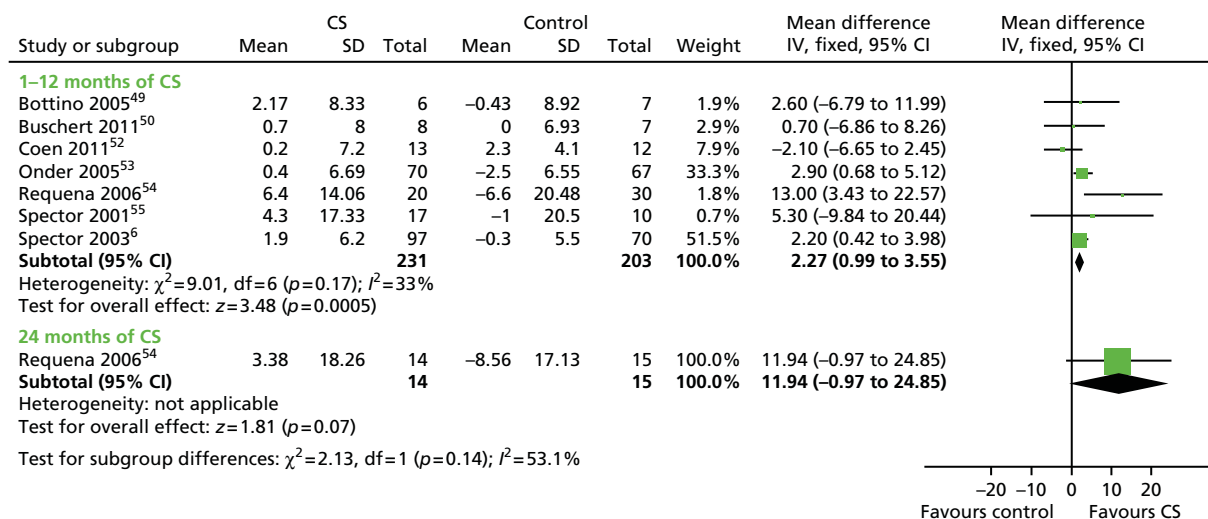


FIGURE 3 Forest plot of comparison for CS vs. no CS: outcome – ADAS-Cog. CS, cognitive stimulation; df, degrees of freedom; IV, inverse variance.

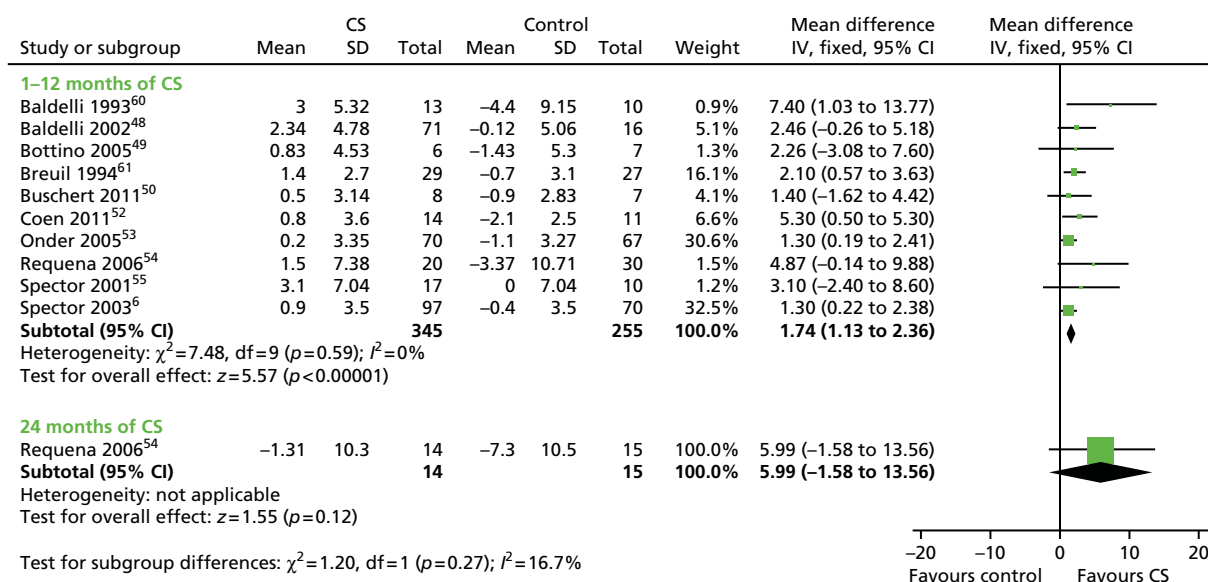


FIGURE 4 Forest plot of comparison for CS vs. no CS: outcome – MMSE. CS, cognitive stimulation; df, degrees of freedom; IV, inverse variance.

Four studies included self report well-being and quality-of-life measures ($n = 219$) (Figure 8). The analysis showed a significant improvement on this outcome measures following treatment, compared with control groups. The SMD was 0.38 (95% CI 0.11 to 0.65; $z = 2.76$; $p = 0.006$).

Follow-up

Owing to the great variety in follow-up data, the analyses were divided in two sections: short- and long-term follow-up. Short-term follow-up analysis included Baines *et al.*⁵⁹ and Wallis *et al.*,⁶³ who had a 1-month follow-up, and Baldelli *et al.*,⁶⁰ who reported data from a 3-month follow-up. Long-term follow-up data included Chapman *et al.*,⁵¹ who reported useable data only from a 10-month follow-up, a much longer period in the context of the progression of dementia. For cognitive measures (Figure 9), the three studies with short-term follow-up reported data for 52 participants. The significant advantage for cognitive stimulation on cognitive measures seen immediately post treatment remained at this point (SMD 0.57, 95% CI 0.01 to 1.14; $z = 2.00$; $p = 0.05$). For the 54 participants included by Chapman *et al.*⁵¹ (Figure 10),

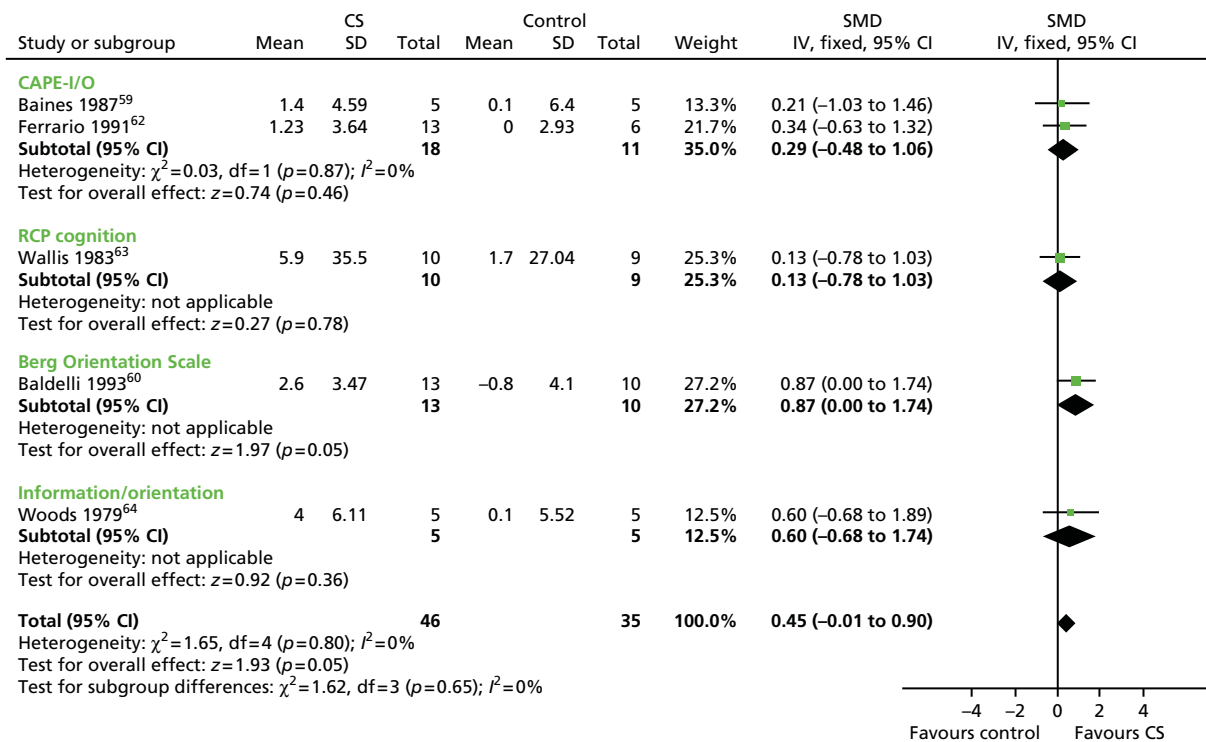


FIGURE 5 Forest plot of comparison for CS vs. no CS: outcome – other cognitive measure (information/orientation). CAPE-I/O, Clifton Assessment Procedures for the Elderly – Information/Orientation scale; CS, cognitive stimulation; df, degrees of freedom; IV, inverse variance; RCP, Royal College of Physicians.

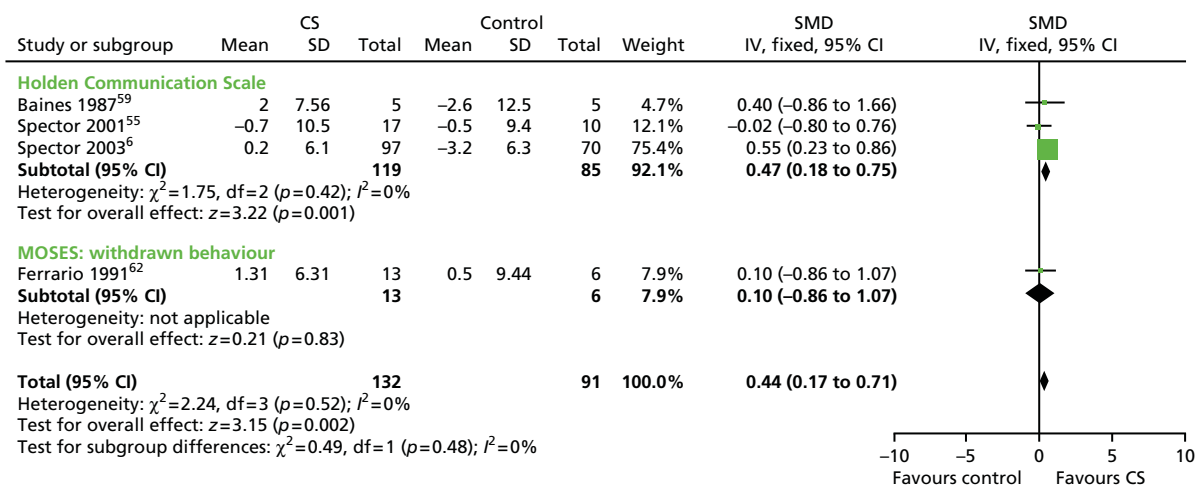


FIGURE 6 Forest plot of comparison for CS vs. no CS: post treatment, outcome – communication and social interaction. CS, cognitive stimulation; df, degrees of freedom; IV, inverse variance; MOSES, Multidimensional Observation Scale for Elderly Subjects.

there was no significant effect on either the MMSE (SMD 0.18) or the ADAS-Cog (SMD 0.12) at the 10-month follow-up. No other significant results were found in the other outcome measures at either the short- or the long-term follow-up analysis.

Discussion

The results of this updated meta-analysis of 15 studies with a total of 718 participants (407 receiving treatment and 311 controls) provide strong evidence of the benefits of cognitive stimulation for dementia on cognitive function. Moreover, they provide positive evidence that benefits can be extended to quality of

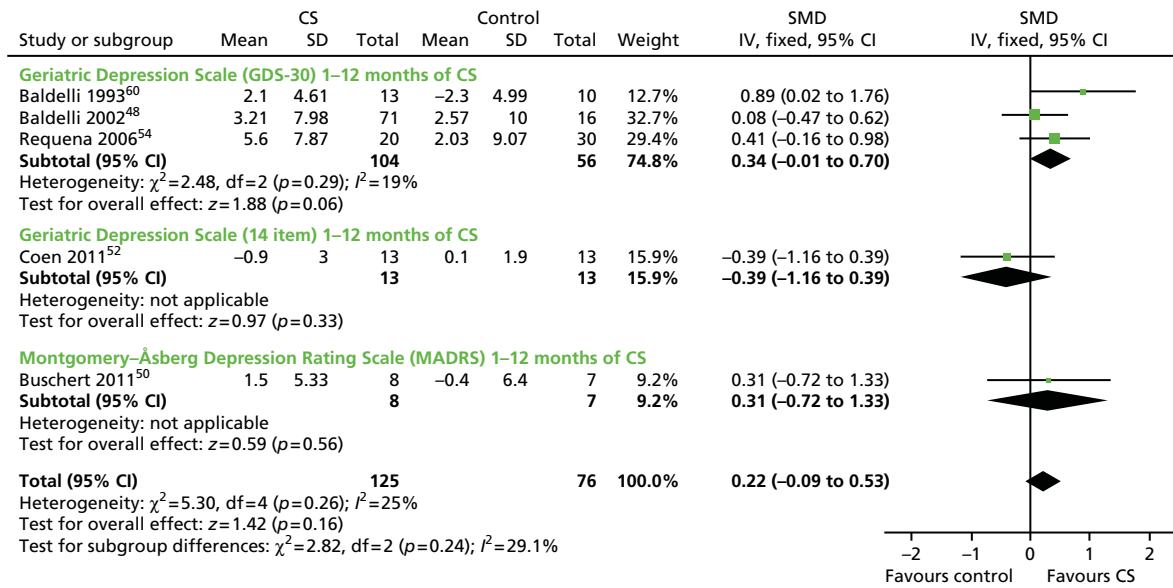


FIGURE 7 Forest plot of comparison for CS vs. no CS: outcome – GDS. CS, cognitive stimulation; df, degrees of freedom; IV, inverse variance.

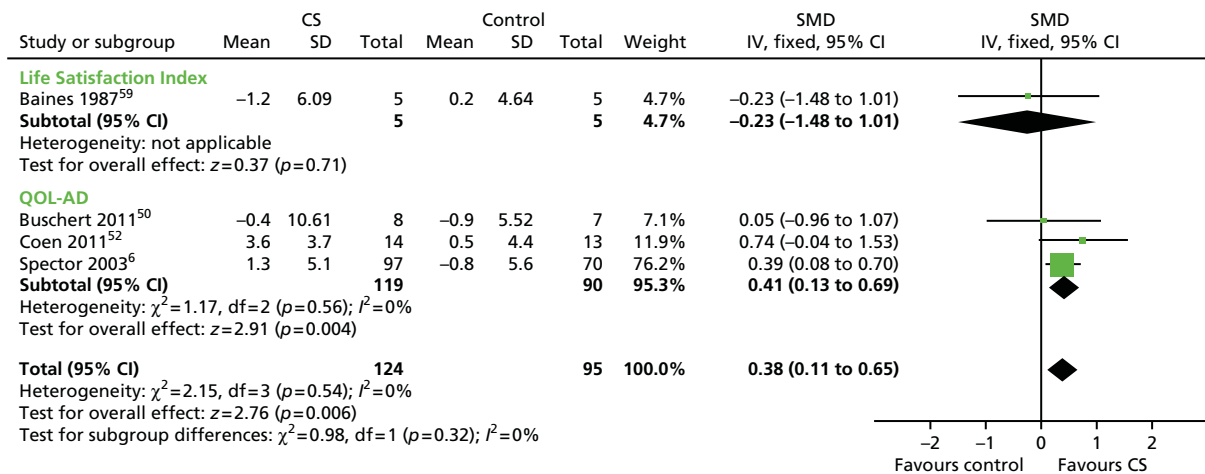


FIGURE 8 Forest plot of comparison for CS vs. no CS: outcome – quality of life. CS, cognitive stimulation; df, degrees of freedom; IV, inverse variance; QOL-AD, Quality of Life – Alzheimer’s Disease.

life and self-reported well-being outcome measures. This review did not show a clear relationship between either the amount/frequency or the length of intervention and benefits to cognition, and the studies that showed most benefit were both shorter (Spector *et al.*⁶ and Breuil *et al.*⁶¹ having 7 and 5 weeks, respectively) and longer (Onder *et al.*,⁵³ with 25 weeks). The MMSE was of a similar size to the SMD (1.30) of the Spector *et al.*⁶ and Onder *et al.*⁵³ studies. Because MMSE scores decline, on average, by 2 to 4 points per year on the MMSE for dementia,⁶⁸ the benefits of cognitive stimulation might equate to a 6-month delay in the usual cognitive deterioration.

Recent reviews of psychosocial interventions for dementia are in line with the findings of this review and give strong recommendation for the use of cognitive stimulation for dementia.^{8,69} Moreover, the 2011 World Alzheimer’s Report¹ offered some evidence in relation to the benefits of AChEI medication and cognitive stimulation. This review also offered some evidence in relation to AChEI medication. Five out of the 15 included studies report data whereby all of the participants were prescribed AChEI medication in combination with cognitive stimulation. The additional effect of cognitive stimulation, over and above the medication (in four studies providing post-treatment data), was 3.18 points on the ADAS-Cog, compared

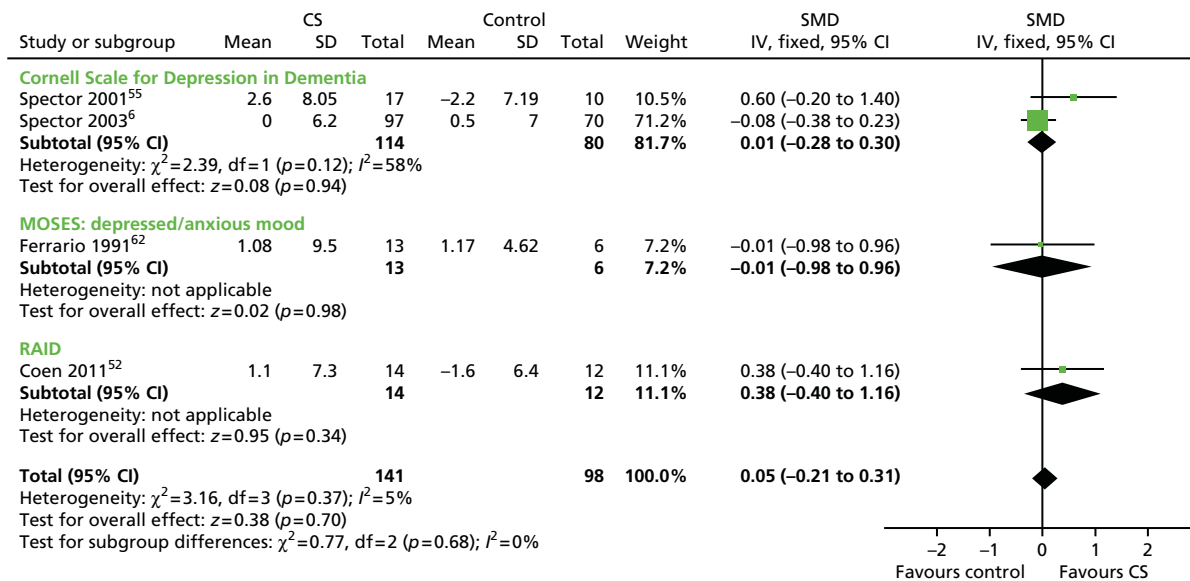


FIGURE 9 Forest plot of comparison for CS vs. no CS: post treatment, outcome – mood, staff-reported. CS, cognitive stimulation; df, degrees of freedom; IV, inverse variance; RAID, Rating of Anxiety in Dementia.

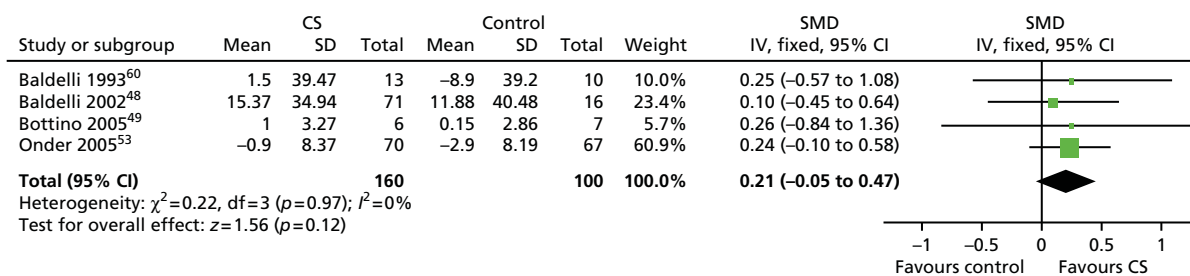


FIGURE 10 Forest plot of comparison for CS vs. no CS: outcome – ADLs. CS, cognitive stimulation; df, degrees of freedom; IV, inverse variance.

with the overall finding (from seven RCTs) of 2.27 points. This supports the proposition that cognitive stimulation is effective irrespective of whether or not AChEIs are prescribed, and any effects are in addition to those associated with the medication.

Conclusions

Our review consolidates the growing evidence that cognitive stimulation improves cognitive function in people with dementia. It also indicates that cognitive stimulation benefits not only cognition but also self-reported well-being and quality of life, as has been reported by qualitative studies and people with dementia for a long time.⁷⁰ These benefits are over and above any antidementia medication effects.

Work package 2: development of the maintenance cognitive stimulation therapy programme

This section reports the development of the MCST programme manual. We followed the MRC guidelines for the development and evaluation of complex interventions³⁰ using a systematic review of the literature⁴⁴ and the original CST trial programme⁶ to produce a full draft of a manual for a MCST programme. As in the main CST programme, maintenance sessions focus on ‘themes’, with a primary emphasis on cognitive stimulation, while incorporating the process of reminiscence therapy and multisensory stimulation. Group names and songs, a ‘reality orientation board’ and introductory exercises provided continuity between sessions.

Objectives

- To identify, from the Cochrane review studies, the interventions that have shown to be effective and have had an impact at improving cognition and quality of life of people with dementia, including any negative effects.
- To indicate the nature and quality of the interventions and identify key themes and elements.
- To develop, from the analysed interventions and current CST training manual, 24 weekly sessions of MCST.
- To develop a MCST training package for care staff based on the existing CST manual. This comprised a manual workbook, a DVD and training seminars.

Development of maintenance cognitive stimulation therapy sessions and workbook

We selected all relevant and effective interventions from the CST Cochrane review. We contacted study authors with the aim of obtaining additional information, hard copies of the intervention programme manuals and the manuals translated into English. The research team developed a database identifying key themes from the initial CST manual⁷¹ guiding principles and sessions, and included the 16 sessions developed for the MCST pilot project. A draft manual (version I) was produced based on the results.

The results from the analysis of the cognitive stimulation manuals, including the original papers, manuals and table database, were presented in a consensus workshop (comprising key academics, research staff and clinical staff involved in CST practice) and used to validate and review a subsequent draft of the MCST manual (version II), which included 24 maintenance sessions and was produced using the results of the consensus workshop. The MCST manual (version II) was discussed in focus groups with care staff (three groups), carers (three groups) and people with dementia (three groups) to review key themes, feasibility and potential modifications. The revised MCST manual was further modified in consultation with the attendees of the consensus workshop and key contributors to other aspects of process (e.g. a sample of care staff, carers, clinical staff and leading experts on CST).

The next draft of the MCST manual (version III) was produced to publication quality and was used in the development of a revised version of the CST training package comprising the revised manual, a CST/ DVD including extra maintenance sessions, a PowerPoint® 2003 (Microsoft Corporation, Redmond, WA, USA) presentation, methods of evaluation and adherence. We developed the training package in consultation with trainers from Dementia UK.

Focus groups: a comparison of the views of people with dementia, staff and family carers

We included qualitative testing of the intervention through focus groups, developing a consultation process with people with dementia, family carers and staff. The aim was to identify improvements for the draft version of the MCST manual. Focus groups were the natural choice, as the aim was to gain comprehensive views of the key stakeholders with regard to the MCST programme. A key strength of focus groups is their ability to 'tune in' to the attitudes and perceptions of users regarding services.

Method

Sample

Focus groups were undertaken separately with three user groups that consisted of key stakeholders in the project. Three focus groups were carried out with people with dementia, three groups were carried out with staff and three groups were carried out with family carers of people with dementia. In total, 17 people with dementia, 13 staff and 18 family carers took part in separate focus groups. In the people with dementia groups, there were eight men (47%) and nine women (53%). Their mean age was 78 years, they all scored mild to moderate on the CDR scale⁴⁶ and were able and willing to consent to participate in the focus groups. The staff groups consisted of three men (23%) and 10 women (77%), with a mean age of 36 years. All were permanent, paid staff, with at least 1 month's employment, from residential homes, day centres or day hospitals. Their main duties involved caring for people with dementia. The family carers

consisted of six men (33%) and 12 women (67%), with a mean age of 53 years. All were former or current carers of a person with dementia and had at least monthly contact during their time as a family carer.

Purposive sampling, for example sex, length of caring experience and dementia type, was used to ensure a wide range of participants. The centres selected were typical in size, organisational structure and management of others in the area. When people were recruited via local carers' organisations (Uniting Carers for Dementia and Alzheimer's Society), permission was also obtained from the management committees of these groups.

Procedure

We used the Noticeable Problems Checklist⁷² to screen potential participants who were then approached for their consent and further screening using the CDR scale. Participants with a CDR score of mild to moderate were included, provided that they did not meet the exclusion criteria (diagnosis of severe learning disability and/or diagnosis of depression, anxiety or other mental or physical illness adversely affecting their ability to participate in focus groups) and were willing to take part in the discussion groups. Seventeen participants met the inclusion criteria and agreed to take part. Members of staff who were working directly with people with dementia in the different centres approached were invited to take part in the groups. Eighteen family caregivers were recruited through Uniting Carers, Dementia UK and the Alzheimer's Society. Participants were reminded that they could leave the group at any time.

Two researchers conducted self-contained, hourly focus groups. The sessions included a brief presentation about the overall project. One facilitator led the interview, with the second person actively listening and seeking clarification, to ensure the adequacy and accuracy of content as appropriate.⁷³ The second facilitator also took substantive and methodological field notes during and immediately after the focus groups, as recommended by Burgess.⁷⁴ A semistructured interview schedule based on the CST empirical literature was used as cues for open questions. The groups focused on the 24 themes developed for the MCST programme and the cognitive stimulation definition by Clare *et al.*¹¹

Design

Focus groups were chosen in preference to individual interviews, as they are useful for stimulating discussion, generating ideas to explore topics in depth, gaining insight and obtaining rich data.⁷⁵ A focus group interview schedule was constructed and developed to provide a framework for the discussions, which was piloted and adapted. The participants were encouraged to express their opinions and discuss issues through a series of open questions, which covered various aspects of mental stimulation activities, beginning with a presentation of the programme on a DVD and followed by open questions designed to elicit the activities and themes that participants particularly enjoyed and factors that contributed to the programme activities being stimulating and meaningful. Questions included 'what do you think about use it or lose it/mental stimulation?' and 'could you tell us a bit about what sort of things you do that you find as being mental stimulating for you and you enjoy doing them?'. Pictures and materials used in the different themes and activities were used to help stimulate discussion in the participant groups. All groups used the same schedule, and participants were asked their opinions of what activities/themes they thought would be successful among people with dementia.

Analyses

The focus group interviews were tape-recorded and transcribed. The facilitators then reviewed the transcripts. The notes taken by the second facilitator were consulted to clarify the context of the discussion (e.g. benefits of being part of a group that was expressed by people with dementia focus groups). We used an inductive (data driven) thematic analysis approach⁷⁶ to code and analyse the data. Inductive analysis allows themes to emerge from the data and is useful when the intent is exploratory and descriptive, as in our case. Consistent with various qualitative research methods, the focus group inquiry allows participants the freedom to provide information that does not necessarily fit with any expectation/hypotheses going into the research. This openness to new and unexpected information allows measurement designers to more

fully 'ground' the content of new patient-reported outcomes in the concerns and issues that participants think are relevant.⁷⁷

To develop a thematic codebook, researchers immersed themselves in the transcripts and rereading to gain deeper understanding of and familiarity with the content. One transcript was revisited and analysed into exclusive *in vivo* categories; that is, one theme was applied to one unit of meaning and the words used by the participant were adopted as the label of the theme. These themes were then applied to the remaining transcripts using a method of constant comparison to refine themes within the coding manual. During this process themes became more conceptual, with some original themes split into subthemes and others linked under one category depending on the emphasis placed on each theme within the transcripts. The resulting coding manual provided a meaningful way of understanding the views of the participants and assessing similarities and differences across the different groups (people with dementia, staff and family caregivers). Using the final codebook, all transcripts were coded independently by both researchers and then compared to reach 100% consensus.

Results

Thematic analysis revealed themes relating to perceptions and opinions of 'mental stimulation/use it or lose it', 'examples of mental stimulating activities of daily life', 'factors influencing successfulness and unsuccessfulness of a mental stimulation activity' and 'opinions and perceptions of specific themes of the presented maintenance CST programme'. Patterns of themes were found among the different groups (people with dementia, family caregivers and members of staff).

In the quotations below, PWD refers to the group 'people with dementia', FC refers to the group 'family caregivers', SC refers to the group 'staff caregivers', FG1 and FG2 refer to the focus group numbers and the digits refer to the line numbers in the transcript.

Mental stimulation: 'use it or lose it'

This included discussing their opinions regarding mentally stimulating activities, 'use it or lose it', in terms of their views and beliefs about the effects of keeping the brain active. All participants showed general agreement about the usefulness of keeping the brain active.

People with dementia expressed the view that keeping the brain active was very important and a way of relieving frustration. They thought that it was essential for a healthy life and preserving their mental abilities, and that engaging in activities would keep the brain going. Some family carers expressed the view that the need for mental stimulation was universal and could bring neurological (building connections in the brain) and mental (helping with mood, anxiety, depression) benefits to everyone, and was important for promoting a healthy lifestyle and well-being. Staff and family carers also thought that there were added benefits to people with dementia in terms of increasing confidence, giving a sense of achievement, satisfaction, retaining skills and enjoyment.

No participants with dementia expressed negative views about the value of 'use it or lose it'; however, there were concerns about the importance of keeping the brain active from members of staff and family carers groups who gave examples of individuals for whom the idea of 'use it or lose it' did not apply. Famous writers and politicians were given as examples of people who maintained a mentally stimulating, active lifestyle but nevertheless developed dementia. Some family caregivers expressed concerns that mental stimulation programmes may result in people with dementia losing confidence, experiencing anxiety or a sense of inferiority if confronted with their own cognitive deficits and difficulties as a result of undertaking a challenging mental activity.

Perceived stimulation in everyday life

Listening to music, singing and dancing, reading, painting, drawing, cooking and knitting were highlighted as being important for people with dementia. Factors that made an activity important included being interesting, being enjoyable, having a relaxing effect and helping to pass the time. Reading was a popular activity for

most people with dementia as it raised their confidence and helped to increase interaction and participation when part of a group. In particular, talking and listening to others appeared enjoyable and were highly valued among people with dementia. They thought that talking to another person, to a pet or to the TV maintained their links with important current and past relationships and helped to reduce feelings of isolation.

Being part of a group helps considerably. I think being left on your own is not as effective as being part of a group. I belong to an African Caribbean group and I find that very stimulating. We talk on a number of things what we have done and why we did it. I think talking is very important.

PWD: FG1; 175–179

Family caregivers perceived that activities involving music (e.g. listening to music, singing, tapping and clapping) were those that people with dementia enjoyed the most.

Sounds and music are very important to stimulate something that's there already so they recognise . . .

FC: FG2; 183–184

Those in the family caregivers group also spoke of having the opportunity to enjoy dinner together and to reminisce together by looking at photographs or sharing memories.

They learned a lot about others, everyone was telling their old past stories of how they went to school in shared shoes and things like this as a family. And we got so much information and it really stimulated them.

FC: FG2; 232–238

Staff caregivers thought that their planned activities were the most valuable stimulating activities for people with dementia. Staff participants identified reminiscence as an activity people with dementia enjoyed and often engaged in. However, there appeared to be little understanding of its value, and concern that it did not relate to the present.

I think we have to be careful with reminiscence, for me one of the best bits of this therapy is the variety of activities that you are going to do, otherwise it can get very repetitive as you tend to do things that you know work well, like reminiscence. You have to set goals within every session . . .

SC: FG1; 60–66

Factors influencing success of a cognitive stimulation programme

The perceptions of what made a CST programme successful were based on the person's values and beliefs, with their interests and routines reinforcing a sense of identity and sense of belonging. Staff and family caregivers appreciated that the philosophy of the programme should be person centred and that enjoyment was a measure of what made programme activities successful.

People with dementia stated that basic human courtesies were important: being kind, trying to make others happy and not underestimating participants' abilities.

Nothing that involves cruelty. As long as there's kindness you can't fault it.

PWD: FG1; 366

Being able to discuss, learn and make contributions was also mentioned.

I think it is very important to learn new things, you don't stop learning 'till you die.

PWD; FG1; 669–672

Other factors highly valued in the groups were activities that included reminiscence as an aid to orientation and activities that were provided in a multisensory way. Activities involving discussion and sharing opinions

among the group were highly valued, as were challenging activities and quizzes requiring right or wrong answers.

Some people will remember more things than others you know. But it's good for the brain . . .

PWD: FG1; 576–579

In contrast, family caregivers and staff participant groups stated that activities in the programme should not be based on right or wrong answers, so that people with dementia did not feel under pressure. 'Playing it safe' was perceived as being very important and this helped people feel more secure.

You have to adapt to the person and never ask them to do anything they can't do because they have a sense of self and it will give them a sense of inferiority or inadequacy.

FC: FG2; 90–94

Most staff acknowledged that it was important to identify participants' individual preferences, skills and abilities, as this affected their level of engagement in activities, whereas some recognised the need to adapt activities to a participant's capabilities as a way of providing choice and contributing to their well-being. Some family carers stressed the importance of providing this programme to people only in the mild-to-moderate stages of dementia, as they thought that it would not be appropriate for people in more advanced stages.

The group participants should be of [a] similar level of dementia.

SC; FG2; 176

They also thought that group participants should be chosen based on having similar abilities and interests so that the group could run successfully and be stimulating and enjoyable. Both staff and family carer groups noted that attention needed to be paid to each participant's level of hearing and vision, as they thought that high levels of impairment in either would limit a person's participation.

You have to think about the personality dynamics within each group.

SC: FG2; 109

Staff and family caregivers also indicated that the group facilitator's skills, knowledge, understanding of dementia and attitudes towards participants was also key to running the group effectively. The need for several facilitators was mentioned, as was limiting the number of group participants. Appropriate equipment was identified as another key factor to the success of this programme.

I think the size of the group has to be pretty small as an important factor.

FC: FG2; 388–391

Presented themes

A total of 19 themes was presented to the focus groups of people with dementia, family caregivers and staff. Fourteen themes were from the existing CST programme. Five new themes were developed from the literature review and the pilot MCST study (Table 2).

The five new themes

People with dementia rated useful tips, thinking cards and using objects as very positive themes. They stated that these themes were good for learning, hearing other people's opinions and giving their own opinions in the group. They thought that the themes could help the group cohesiveness and would trigger conversation. Family caregivers and staff groups also thought that useful tips and using objects were good themes for the session and highly valued the involvement of reminiscence in the activities as an aid to orientation. Some staff expressed concern that the thinking cards theme would not work but others challenged that it would. Some family caregivers thought that the proposed activities for this theme would not be appropriate,

TABLE 2 Maintenance themes

Maintenance session	Version 2	Version 3	People with dementia	Staff	Family carers
New session themes					
Useful tips	11 24	11 24	Excellent: discussion (learn and teach) and reminiscence	Excellent: discussion (learn and teach) and reminiscence	Good: some concerns about healthy tips
Visual clips	13	13	Not interested	Good theme	Very good, discussion, reminiscence and multisensorial
Thinking cards	12 22	12	Very good	Mixed opinions, down on list	Mixed opinions
Art discussion	14	14	Mixed emotions	Mixed emotions: will generate discussion	Very good, discussion
Using objects	10	10 22	Very good	Excellent theme: discussion and reminiscence	Excellent theme: discussion and reminiscence
CST session themes					
Physical games	8	8	Very good	Very good	Very good
Sounds	7	7	Very good	Very good, music and multisensorial	Very good, music and multisensorial
Childhood	1 23	1 23	Good, enjoyable	Very good: multisensorial and reminiscence	Very good: multisensorial and reminiscence
Food	3 17	3 17	Very good	Very good: multisensorial	Very good: multisensorial
Current affairs	2 21	2	Very interesting	Mixed emotions: needs to include reminiscence	Mixed emotions, not for everyone. Needs to include reminiscence
Faces/scenes	15	15	Very successful (discussion and reminisce)	Very good theme: discussion	Very good theme: discussion, recognition
Associated words	18	18	Very good	Very good at the right level	Very good
Being creative	4	4	Fun	Good theme, some dangers (not for everyone)	Very good: multisensorial
Categorising objects	9	9	Mixed emotions	Very successful (discussion and reminisce)	Very successful (discussion and reminisce) group cohesiveness
Orientation	19	19	Very good	Very good: discussion and reminiscence	Very good: discussion and reminiscence
Using money	20	20	Very good	Mixed emotions, sensitive topic	No good topic
Number games	5	5	Not popular	Mixed opinions, some dangers (not for everyone)	Mixed emotions
Word games	16	16 21	Excellent activities	Very popular, good	Good activity, pay attention to presentation
Quiz	6	6	Excellent theme	Very popular, good	Good

Note

The two sets of numbers refer to the session numbers that included this theme and the changes that were made between different drafts of the manual. For example, Word games was included as session 16 in version 2 of the manual, and as session 16 and 21 in version 3 in the final draft of the manual.

as some people did not like 'closing your eyes and imagining' and might feel uncomfortable with this. Other carers liked this theme and thought that the questions were a good way of stimulating conversation and possibly helping group cohesion.

People with dementia rated visual clips discussion and art discussion as neutral. Although they liked the idea of group discussion, they did not feel enthusiastic about the topics presented. Staff and family caregivers groups rated these themes positively, as visual prompts were highly valued and they liked the idea of promoting discussion. Some staff had successfully run these types of activities previously with people with dementia and advised that materials be chosen appropriately.

Existing cognitive stimulation therapy themes

Participants were asked to rate and organise the presented themes as very positive, neutral or negative, and to rank them in order of those themes perceived as most and least successful. My life (childhood and occupations), food and orientation were perceived as positive themes; they were applicable to everyone, helped people to keep in touch with themselves and were multisensorial. Quizzes and word games were rated highly among people with dementia, who thought that they were very stimulating and helped the brain to keep working and 'ticking together'. Family caregivers and staff also rated these two themes very highly. Physical games, sounds, faces and scenes, categorising objects, associated words and being creative were also rated positively by all groups, as these were good for stimulating recognition, reminiscence and discussion, offered multisensorial stimulation and promoted keeping healthy and active.

Number games was the only theme rated very low by people with dementia, who said that, as numbers were not something they related to very well and were a bit meaningless to them, this was not their preferred choice of activity. Family caregivers and staff shared similar views, as their previous experience indicated that number games required more one-to-one work with people with dementia, and were frustrating and pointless unless the numbers were related to pricing.

Using money and current affairs were rated very low by the family caregivers and staff groups but rated highly by people with dementia. Some family caregiver and staff participants stated that people with dementia did not often relate to current affairs (owing to the disease) and it would be meaningless to present topics about news unless reminiscence was used as a context for the information. However, people with dementia expressed a great interest in current affairs and stated that they loved reading newspapers. People with dementia also stated that they would enjoy talking about the value of money, and there were spontaneous comments about the value of money and the cost of bus journeys in the past and the present. In contrast, family caregivers and staff thought that money was too complicated and not a good theme, as it could be a very sensitive topic for some people with dementia.

Discussion

We used a novel approach to refine an existing psychological intervention programme that investigated the opinions, types of activities and qualities which make a cognitive stimulation programme more successful for people with dementia. An advantage of using focus groups with people with dementia is that sharing experiences may trigger recall. A possible disadvantage is that they rely on verbal communication and short-term memory, both of which are often impaired in people with the condition.⁷⁸

Opinions about mental stimulation programme and key factors for success

People with dementia thought that keeping the brain active was essential and they acknowledged that this helped with their memory losses and difficulties. This finding supports Barnett's⁷⁹ statement that bereavement with memory losses is a major theme for people with dementia, who value the opportunity to be listened to. They also value being in a group. As indicated in other studies, socialising is an important activity for older people in care.⁸⁰⁻⁸² People with dementia valued quality social interactions, especially when being part of a group, and feeling a sense of belonging, reflecting Kitwood's⁸³ theory, which claims that positive interactions reinforce the personhood of those with dementia.

Conversely, staff and family carers expressed mixed opinions about the effectiveness of keeping the brain active; they cited examples of public figures who had developed dementia and said that the focus should be on the factors that would make a programme successful or unsuccessful for people with dementia. The main factors to consider when planning a CST group were grouped into participant characteristics (level of dementia, sensory impairments, personality, interests, life history), facilitator characteristics (knowledge about dementia, group skill and personality), group size and materials (multisensorial prompts, age appropriate).

Limitations

Staff focus groups included managers or senior carers, the presence of whom may have affected the opinions expressed by other staff members. Participants sometimes appeared reluctant to give personal examples, perhaps inhibited by the stigma of sharing information in a group, and this may be a disadvantage of using focus groups. We selected a thematic analysis, as it is a method for identifying, analysing and reporting patterns (themes) within data. Although thematic analysis is used widely, there is a lack of consensus regarding its precise methodology.⁸⁴

Conclusion

Findings from the user focus groups regarding MCST programmes support the 2006 NICE guidelines on dementia⁸⁵ that state that all people with mild to moderate dementia should be 'given the opportunity to participate in a structured group cognitive stimulation programme'. Positive agreement was found among 14 themes and suggestions were made for the five remaining themes. These results were used to revise the manual for the MCST programme.

Work package 3: maintenance cognitive stimulation therapy for dementia – a single-blind, multicentre, randomised controlled trial of maintenance cognitive stimulation therapy versus cognitive stimulation therapy for dementia

Introduction

This section describes the study protocol for a pragmatic RCT of CST versus MCST followed by a 24-week MCST programme undertaken with people experiencing mild to moderate dementia. This research programme aims to provide essential evidence to clarify the role of long-term CST interventions alone and in combination with cholinesterase inhibitors, and to assess the cost-effectiveness of this long-term vision.

Methods

Design

The design was a single-blind, multicentre RCT of CST groups for dementia versus MCST groups (*Figure 11*). After the completion of the initial CST programme (twice-weekly 45-minute sessions for 7 weeks), participants were randomly allocated to the treatment group (maintenance sessions weekly for 24 weeks) or the control group (usual care). Data were collected at baseline (baseline 0), after completion of the 7-week CST programme (baseline 1), and at 3- (follow-up 1) and 6-month follow-ups (follow-up 2). It was calculated that a sample size of 230 participants was needed at baseline 1 to detect an effect size of 0.39 on the ADAS-Cog,⁸⁶ with power of 80% using a 5% significance level. Ethics approval was obtained through the Multicentre Research Ethics Committee (reference number 08/H0702/68). The clinical trial was registered as ISRCTN26286067.

Participants

The participants were people meeting the *Diagnostic and Statistical Manual of Mental Disorders-Fourth Edition (DSM-IV)*⁸⁷ criteria for dementia graded as mild to moderate on the CDR scale,⁴⁶ with the ability to communicate, hear and see well enough to participate in the group, with no major physical illness or disability, and without a learning disability. Half of the sample was recruited from care homes and half was recruited from community settings, including CMHTs, day centres and voluntary organisations in London, Essex and Bedfordshire. Of the 21 centres initially contacted, one refused to participate and two were excluded owing to a lack of participants.

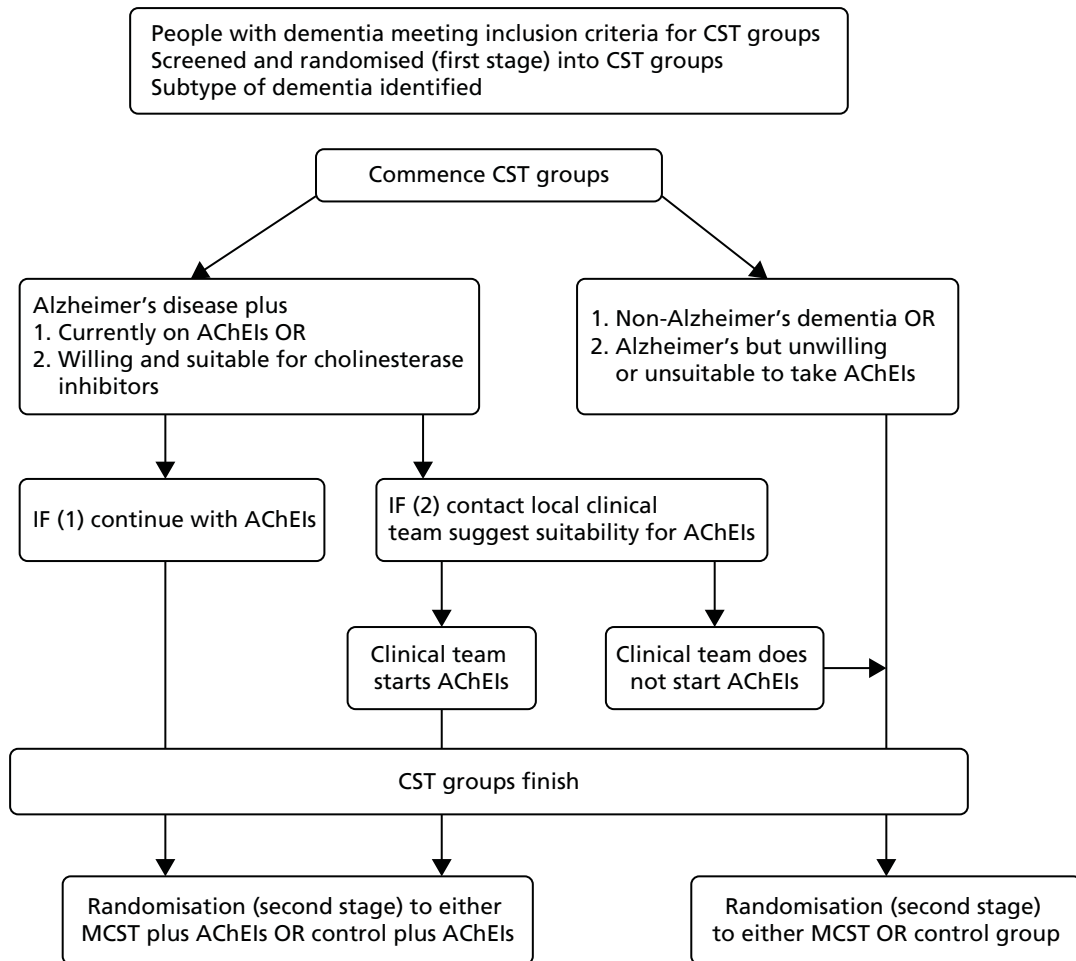


FIGURE 11 Flow diagram of the trial: trial and randomisation stages.

Randomisation

The randomisation process in this trial was undertaken in two stages: randomisation 1 and randomisation 2. *Figure 11* sets out the two-stage randomisation process. The allocation ratio at randomisation 1 stage was 1 : 1; into either group A or group B, with both groups receiving 7 weeks of CST.

The allocation ratio at randomisation 2 stage was 1 : 1; into either the control group or the treatment group.

The sample was stratified to ensure that equal numbers of participants taking cholinesterase inhibitors were randomised into either the MCST or the control group. The North Wales Organisation for Randomised Trials in Health (NWORTH) was responsible for undertaking the remote randomisation. NWORTH is accredited as a Clinical Trials Unit by the UK Clinical Research Collaboration and funded as part of the Clinical Research Collaboration Cymru, notably for Health Technology Assessment trials.

Blinding

The participants could not be blinded to group allocation owing to the nature of the intervention. The researchers involved in collecting participant consent and in the interviews were not involved in the randomisation process and were blinded to treatment group allocation at follow-up. Our experience in the previous CST trial, as shared by those conducting similar projects, is that participants may occasionally and inadvertently inform researchers of the treatment they are receiving. We aimed to reduce this effect by giving explicit reminders to participants before the assessment visit and by the use of self-report measures whenever feasible. On completion of the two follow-up assessments, the assessors recorded their impression of which arm of the trial each participant belonged to and their confidence in that

prediction. This enabled us to test whether or not the inadvertent loss of blinding leads to bias, and to adjust for any bias that was detected.

Intervention

Cognitive stimulation therapy is an intervention for people with mild to moderate dementia, designed following extensive evaluation of the available research, and is an evidence-based treatment.⁵⁵ The programme consists of 14 45-minute sessions that are run twice-weekly. Each session incorporates the use of a 'reality orientation board', displaying both personal and orientation information, including the group name (as chosen by participants). The guiding principles of CST involve using new ideas, thoughts and associations; using orientation (but sensitively and implicitly); a focus on opinions rather than facts; using reminiscence as an aid to the here-and-now; providing triggers to aid recall; the creation of continuity and consistency between sessions; focus on implicit (rather than explicit) learning; stimulating language; stimulating executive functioning; and being person centred (treating people as unique individuals with their own personalities and preferences). The CST programme aims to create an environment in which people have fun, learn, strengthen their abilities and improve their relationships to other group members, thus maintaining their social and cognitive skills at their optimum ability.

The MCST programme is an evidence-based maintenance group therapy programme for people with dementia. It comprises 24 sessions of MCST, based on the theoretical concepts of reality orientation/ cognitive stimulation and grounded in the original CST programme. The aim is to create an evidence-based maintenance group therapy programme for people with dementia, based on the same principles as those of the CST programme. A summary of the CST and MCST programme can be found in *Table 3*.

TABLE 3 The CST and MCST themes development

CST session	Main activity	MCST session
1	Physical games	8
2	Sound	7
3	My life	1 and 23
4	Food	3 and 17
5	Current affairs	2
6	Faces/scenes	15
7	Associated words, discussion	18
8	Being creative	4
9	Categorising objects	9
10	Orientation	19
11	Using money (clip adverts II)	20
12	Number game	5
13	Word game	16 and 21
14	Team games, quiz	6
NEW	Useful tips	11 and 24
NEW	'Golden Expression' cards	12
NEW	Art discussion	14
NEW	Visual clips discussion	13
NEW	Using objects	10 and 22

Recruitment and training of facilitators

Each CST and MCST group had two facilitators, one from the research team and a cofacilitator who was a member of staff from the recruited centre (e.g. a care home). The facilitators had at least 1 year of experience in dementia care. The main facilitators often had a background in mental health nursing, occupational therapy or clinical psychology, as well as experience in dementia care and group facilitation skills. The use of two facilitators for each group enabled effective debriefing and reflection to occur at the end of each session. All facilitators attended 1-day CST training developed by one of the CST pioneers (AS) as part of the dissemination strategy. The training provided detailed background and description of CST, and used learning methods including group observation, role-playing and small group exercises.

Usual care

The participants allocated to the control group received treatment as usual (TAU). This can vary between and within centres, and may change over time but, in principle, the interventions offered to this group were also available to those in the active treatment groups. Therefore, the trial examined the additional effects of MCST. Our approach to costing the services and interventions received allowed us to monitor whether or not the TAU group had been receiving similar therapeutic interventions. The use of antedementia medication was recorded as part of the costing information collected. It was possible that participants in the TAU group were involved in some form of cognitive stimulation work during the 24 weeks of the study period. However, it is very unlikely that such a structured approach to CST was offered in any of the centres. It is this systematic group-based approach that was the focus of this evaluation.

Ethics arrangements

Risks and anticipated benefits for trial participants

There appears to be no documented harmful side effects of participating in CST groups, and no serious adverse reactions were apparent in the CST study. The participants in the groups consistently reported benefits, including enjoyment and feelings of validation and self-worth.⁸⁸ Participants' inclination to continue meeting following the sessions gave an indication of how valuable they found these benefits. All adverse events were recorded and reports as per the SHIELD adverse events policy.⁴¹

Consent

All recruited participants were in the mild-to-moderate stages of dementia, and were able to give informed consent for participation. Whenever possible, a family member or other supporter was included. It was made clear to participants and family caregivers that no disadvantage would occur if they chose not to participate. In seeking consent, we followed current guidance from the British Psychological Society⁴⁰ on evaluation of capacity. If a participant's level of impairment increased, so that they were no longer able to provide informed consent, the provisions of the Mental Capacity Act 2005^{38,39} were followed.

Outcome measures

Primary and secondary measures were completed at baseline (time 0), after the 7 weeks of the CST programme (first follow-up, time 1), 3 months after beginning of the maintenance groups (second follow-up, time 2) and 6 months after the beginning of the maintenance groups (third follow-up and primary end point, time 3).

Primary outcome measures

- (a) Cognition was measured using the ADAS-Cog.⁸⁶ The ADAS-Cog consists of 11 tasks measuring the disturbances of memory, language, praxis, attention and other cognitive abilities, which are often referred to as the core symptoms of Alzheimer's disease.
- (b) Quality of life was measured using the Quality of Life – Alzheimer's disease (QOL-AD) scale.⁸⁹ The QOL-AD covers 13 domains of quality of life. It has good internal consistency, validity and reliability, and its use is recommended by the European consensus on outcome measures for psychosocial interventions in dementia.⁹⁰

Secondary outcomes

- (a) Cognition was measured using the MMSE,⁴⁵ a brief, widely used test of cognitive function that has good reliability and validity.
- (b) Communication was assessed using the Holden Communication Scale.⁹¹ This scale is completed by staff or family caregivers and covers a range of social behaviour and communication variables.
- (c) Depression was assessed using the Cornell Scale for Depression in Dementia.⁹² This scale rates depression in five broad categories using information from interviews with staff and participants. Good reliability and validity have been demonstrated.
- (d) Anxiety is assessed using the Rating Anxiety in Dementia scale.⁹³ This rates anxiety in four main categories and uses information from interviews with staff and participants. It has good validity and reliability.
- (e) Behaviour was assessed using the Neuropsychiatric Inventory (NPI).⁹⁴ The NPI assesses 10 behavioural disturbances occurring in dementia patients. It has good validity and reliability.
- (f) Activities of daily living were assessed using the Alzheimer's Disease Co-operative Study – Activities of Daily Living Inventory (ADCS-ADL).⁹⁵ The ADCS-ADL is a structured questionnaire originally created to assess functional capacity over the range of dementia severity. The sensitivity and reliability of the scale have been established.⁹⁵
- (g) Family caregiver health was assessed using the Short Form-12 Health Survey (SF-12).⁹⁶ This scale measures generic health concepts relevant across age, disease and treatment groups. The SF-12⁹⁶ comprises eight concepts commonly represented in health surveys. It is a self-administered measure that provides a comprehensive, psychometrically sound and efficient way to measure health from the patient's point of view by scoring standardised responses to standard questions. This measure was used only when a family caregiver was available from the community sample participants.
- (h) Costs were assessed using the validated Client Services Receipt Inventory (CSRI),⁹⁷ adapted for this study. Used extensively in studies of mental health and dementia,¹³ the CSRI gathers comprehensive data on accommodation, medication and services received. In this trial the data covered the previous 3 months (at baseline and after treatment) or the 3 and 6 months' follow-up points. Unit costs were then attached to services and support received, based on nationally relevant estimates of long-run marginal opportunity costs. Two quality-of-life measures were also included for cost–utility analyses. The EuroQol-5 Dimensions (EQ-5D)⁹⁸ is a standardised instrument for use as a measure of health-related quality of life. It contains a three-level coding system for five dimensions. The instrument includes a global rating of current health using a visual analogue scale (VAS). The Dementia Quality of Life (DEMQOL)⁹⁹ uses self-rated reports of quality of life administered by a trained interviewer; there is also a separate scale for family caregiver or members of staff reports, called the DEMQOL-Proxy. It covers five domains of quality of life. The DEMQOL has high internal consistency and acceptable inter-rater reliability, and indicates concurrent validity through moderate associations with the QOL-AD and DEMQOL.⁹⁹

Analyses

The assessments were scored and data were entered into MACRO™ (version 3.0.84, Infermed, Elsevier, London, UK), Infermed's electronic data capture system that produces a fully auditable trail for data from input to extraction for analysis. For cleaning and analysis purposes, SPSS (Statistical Product and Service Solutions; version 20, IBM Corporation, Armonk, NY, USA) syntax was written to extract the relevant data from MACRO. No changes were made to the SPSS files. The randomisation was stratified according to use of AChEIs and living situation (i.e. living in the community or in care homes). A paired *t*-test was applied to the data to establish if there was a difference between the pre and post scores on the various outcome measures. This analysis was then followed by a repeated measure linear model to allow various variables to be taken into account. The model was fitted using post score as the dependent variable, with living situation, marital status, sex and AChEI medication as factors and age as a covariate. Finally, a two-sample independent *t*-test was conducted to compare the Spector *et al.*⁶ control group results with the results seen in this group.

Complete-case data analysis was used initially to establish the results, followed by the analysis with imputations. When individual data points were missing within a scale, data were imputed by using scale/

subscale means according to the validated rules for the measures. When an outcome measure total score was missing, it was imputed using a multiple imputation regression model comprising treatment group allocation, marital status, ethnicity, centre, age, sex, AChEIs, living situation (i.e. care home or community) and other outcome measures scores. The model used was a forward step model; that is, baseline outcome scores (baseline 0 and baseline 1) were used to help predict follow-up 1 scores, and then both of these were used to predict follow-up 2 scores. No data were imputed for those cases in which all assessments were missing. There were no participants missing for follow-up 1 who returned for follow-up 2.

Primary analyses used an intention-to-treat basis, analysing participants according to the group to which they were randomised and using all data. Multilevel modelling was used to address clustering within randomised groups. An analysis of covariance (ANCOVA) adjusted for baseline differences in outcome variables. Analyses considered the evaluation 6 months after the second randomisation as the primary end point. Secondary analyses considered the effects at 3 months. Age, sex, AChEI use and baseline scale scores were entered as covariates, and 'centre' was entered as a random factor. A secondary analysis included a trial platform for the MCST/AChEIs effectiveness that used the same model as for the complete analysis including an interaction term between AChEIs and the treatment group to identify any effect between the two factors for cognition (MMSE and ADAS-Cog) and quality of life (QOL-AD).

Results

Eighteen centres took part in the study trial (nine care homes and nine community), comprising 354 participants who were screened and 272 who participated in the CST groups. The reasons for exclusion included failure to meet the inclusion criteria ($n = 42$) or refusal to participate ($n = 37$). A total of 36 participants were lost between first and second randomisation (baseline 0 and baseline 1), leaving 236 participants randomised to the MCST or usual care group. The reasons for withdrawal can be found in the Consolidated Standards of Reporting Trials (CONSORT) diagram (*Figure 12*). Overall retention was good. At 6-month follow-up (follow-up 2) (primary end point), 199 participants (84%) remained in the study and there were 218 (92%) at 3-month follow-up (follow-up 1). The withdrawal rate was similar in both arms of the trial and the response rate, excluding deaths, was 89% at follow-up 2 and 96% at follow-up 1. During phase 1 trial CST mean attendance was 10 sessions and during phase 2 trial MCST mean attendance was 18 sessions.

A total of 82 (31%) participants were receiving AChEIs, only 16 (14%) of whom resided in care homes. *Table 4* compares community and care home participant characteristics in terms of age, sex and AChEIs, and provides information about the total participant group. Most of the sample had moderate dementia, with a mean MMSE score of 16.8 (SD 5.5) and a mean ADAS-Cog score of 34.3 (SD 12.9). The community group were less cognitively impaired at baseline (MMSE 18.9, SD 5.7) and had a higher mean ADAS-Cog of 30.5 (SD 13.1); this compared with a mean MMSE of 16.2 (SD 5.1) and ADAS-Cog of 40.6 (SD 11.4) for the care home sample. The total sample scored in the mid-range on the QOL-AD (mean 36.3, SD 12.9) and DEMQOL (mean 93.4, SD 11.4). Mean scores were in the mid-range on the measures of dependency (ADCS-ADL 42.3, SD 17.7) and behavioural symptoms (NPI 16.0, SD 12.9). The average attendance for the CST programme was 10.3 sessions (range 0–14 sessions) and 81% of participants attended seven or more sessions of the programme.

Of the 236 participants randomised into the trial at second randomisation, 123 were allocated to the intervention MCST group and 113 were allocated to usual care. *Table 5* shows that the groups appeared well matched in terms of demographic and clinical measures. The mean age was 83 years and most participants were white and female. A total of 135 participants (57.2%) were living in the community and 101 (42.8%) were living in care homes. One-third was taking AChEI medication (32%).

Predictors of change in cognition and quality of life between baseline and follow-up

A repeated measure linear model explored the impact of other variables. The model was fitted for age, living situation (community/care home), sex, marital status and taking AChEIs, and using post score as the dependent variable. As a result of fitting the models in this way, the results showed that both age and sex were important factors for the effectiveness of CST. For MMSE, age was a significant predictor of

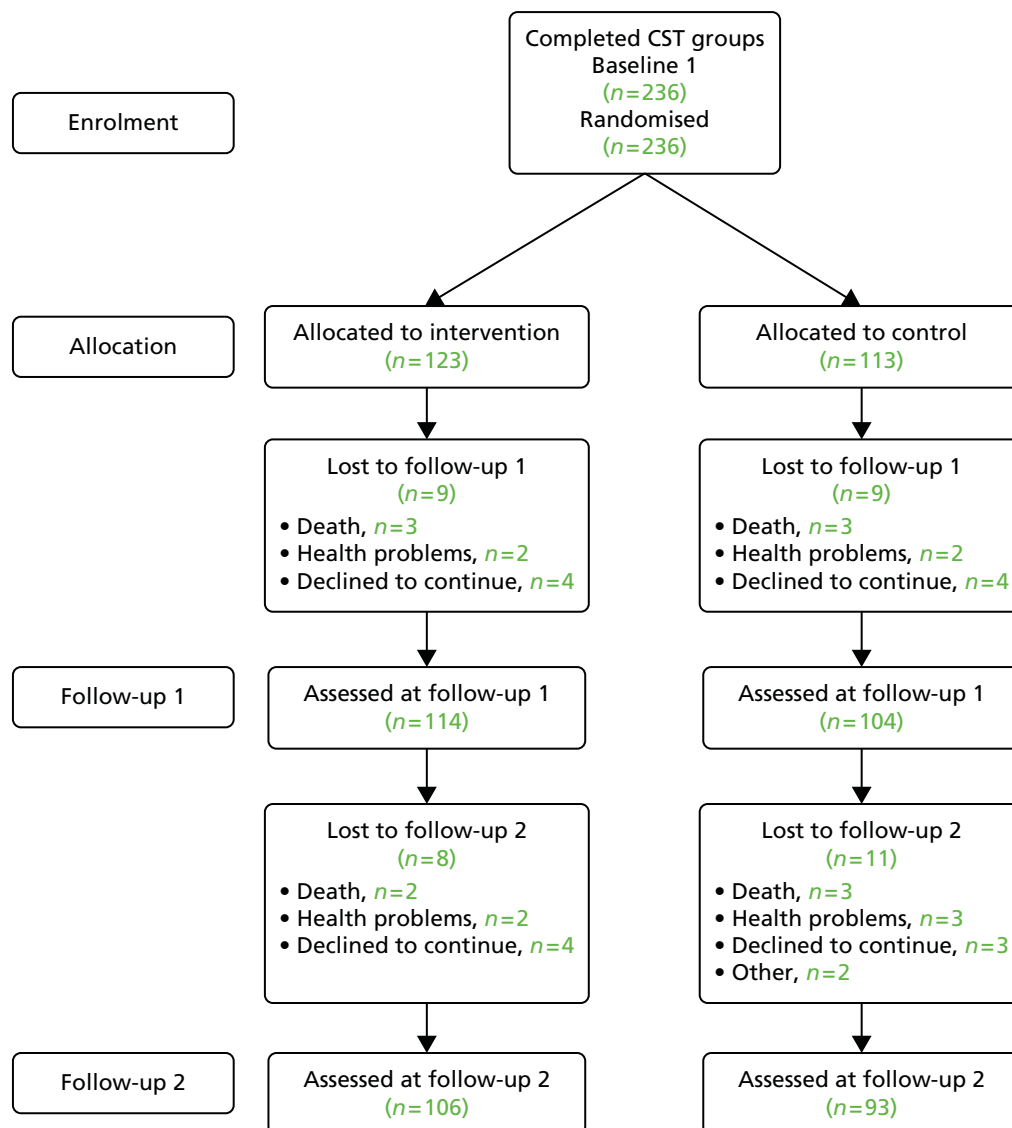


FIGURE 12 The CONSORT diagram of participants through the trial. At phase 1, the mean CST attendance was 10 sessions and at phase 2 the mean MCST attendance was 18 sessions.

TABLE 4 Baseline characteristics (before CST groups) according to living condition

Characteristic	Community	Residential	All
Number of participants	159	113	272
Number (%) of prescribed AChEIs	67 (42)	16 (14)	82 (31)
Age (years), mean (SD)	81.6 (7.6)	85.7 (8.5)	82.6 (8.1)
Sex (female), <i>n</i> (%)	96 (80)	81 (72)	177 (61)

effectiveness of CST, with older participants appearing to benefit more. At the mean age of 82 years there was little difference between the pre and post score, but participants older than this appeared to benefit more, with a possible increase in MMSE score. For ADAS-Cog, age again was a significant predictor of the effectiveness of CST, with older participants benefiting more, in the same way as with the MMSE. Sex proved to be a significant variable in the complete-case study analysis, and showed a strong correlation with cognitive improvement, with female ADAS-Cog scores improving more than male scores.

TABLE 5 Baseline 2 characteristics (after attending CST groups) of 236 participants randomised to intervention and control

Characteristic	Intervention (N = 123)	Control (N = 113)
Age (years), mean (SD)	82.66 (7.9)	83.47 (7.2)
Sex (female), n (%)	80 (65)	70 (62)
Ethnicity (white), n (%)	111 (90)	104 (92)
Marital status (widow), n (%)	54 (44)	57 (50)
Dementia diagnosis (Alzheimer's disease), n (%)	38 (31)	35 (31)
On AChEs (yes), n (%)	42 (34)	34 (30)
Accommodation (care home), n (%)	51 (41)	50 (44)
ADAS-Cog score, mean (SD)	31.12 (14.6)	33.21 (13)
QOL-AD score, mean (SD)	36.12 (4.8)	36.51 (5.7)
MMSE score, mean (SD)	17.79 (5.6)	17.79 (5.4)
DEMQOL score, mean (SD)	94.81 (10.9)	95.08 (11.7)
NPI score, mean (SD)	13.84 (12.9)	11.34 (9.1)
ADCS-ADL score, mean (SD)	42.67 (17.2)	41.51 (18.1)
QOL-AD-Proxy score, mean (SD)	33.69 (5.9)	33.33 (4.9)
DEMQOL-Proxy score, mean (SD)	102.19 (13.5)	102.25 (11.2)
Cornell score, mean (SD)	4.40 (4.2)	3.78 (3.6)
RAID score, mean (SD)	4.59 (3.8)	4.49 (3.7)

RAID, Rating Anxiety In Dementia.

Living situation was also shown to be an important variable for some of the staff-completed outcome measures (Table 6). For the NPI, a decrease in score was seen for the community sample [18.08 (SE 2.25) to 13.89 (SE 2.24)], while there was a small increase in NPI score for the care-home-based participants [11.35 (SE 2.48) to 13.42 (SE 2.48)]. This indicates a benefit for the community sample.

For the DEMQOL (proxy), both community- and care-home-based participants saw a mean increase. However, the care home increase [94.2 (SE 3.61) to 100.87 (SE 3.39)] was larger than the community increase [99.32 (SE 3.47) to 100.26 (SE 3.26)]. In fact, this can be viewed as the community sample remaining steady while the care home sample were brought into alignment with what was observed in the community.

For the imputed proxy EQ-5D utility values, age was seen as a significant factor, with older participants appearing to benefit more. For the proxy EQ-5D VAS, the community sample showed a mean increase from 60.19 (SE 3.63) to 67.52 (SE 3.36), while, conversely, the care home sample showed a small mean decrease from 65.47 (SE 3.29) to 62.72 (SE 3.04). In summary, we have identified benefits for the community sample on NPI scores and proxy EQ-5D VAS, and there is a benefit for care home sample for the DEMQOL-Proxy.

Change when comparing the results with those of a similar control group

Independent sample *t*-tests were used to compare the complete-case data set results with the Spector *et al.*⁶ control group, which had a mean age of 84.7 years and a 3 : 1 ratio of female to male. For the ADAS-Cog, the Spector *et al.*⁶ control group showed a mean reduction of 0.3, while the CST group showed a mean reduction of 2.72. This gives a mean difference of 2.42 [$t = 2.27$, degrees of freedom (df) = 240; $p = 0.024$], with CIs of 0.33 to 4.51. For the MMSE, the Spector *et al.*⁶ control group reduced by an average of 0.4 points, while the CST group saw a mean increase of 0.9 points. This gave a mean difference of 1.3 points

TABLE 6 Differences before and after CST (people with dementia completed measures)

Measure	Estimated mean before CST (SE)	Estimated marginal mean after CST (SE)	F-value	p-value	Other variable significant in the model
MMSE	15.8 (0.99)	18.5 (0.89)	20.7	< 0.001	Age $F = 5.5$; $p = 0.019$
ADAS-Cog	35.0 (2.0)	30.6 (2.3)	16.8	< 0.001	Age $F = 12.5$; $p < 0.001$
QOL-AD	35.7 (0.9)	36.3 (0.9)	0.001	0.97	None
DEMQOL	93.4 (2.0)	92.4 (1.9)	8.38	0.004	None
ADCS-ADL	44.0 (2.8)	44.6 (2.8)	0.24	0.32	Age $F = 8.64$; $p = 0.004$
NPI	14.7 (2.2)	13.6 (2.2)	4.11	0.044	Type $F = 6.25$; $p = 0.013$
QOL-AD-Proxy	33.3 (1.0)	32.8 (1.0)	2.91	0.089	None
DEMQOL-Proxy	96.7 (3.4)	100.6 (3.2)	27.24	< 0.001	Type $F = 8.39$; $p = 0.004$

($t = 2.76$, $df = 293$; $p = 0.006$), with a CI of 0.38 to 2.22 points (Table 7). At follow-up, the CST group had demonstrated significantly better results than the Spector *et al.*⁶ control group on both MMSE and ADAS-Cog. There was no difference between the CST group and the Spector *et al.*⁶ control group on the QOL-AD.

Using an adjusted ANCOVA comparing groups (treatment and controls), Table 8 shows the analysis of the primary end point (follow-up 2) and secondary end point (follow-up 1). At 6-month follow-up the treatment group had significantly higher scores on self-rated quality of life measured by the QOL-AD than the usual care group ($p = 0.04$).

Cognition on the MMSE also favoured the MCST group but this was not significant. Centre emerged as a significant covariate in relation to the ADAS-Cog, Cornell and Rating Anxiety In Dementia scales. At 3 months' follow-up, the MCST group had significantly higher scores than the usual care group on proxy-rated quality of life on both the QOL-AD ($p = 0.008$) and the DEMQOL ($p = 0.04$), as well as ADLs as measured by the ADCS-ADL ($p = 0.05$).

The MCST-AChEIs platform adjusted results at 6- and 3-month follow-up showed that the group receiving MCST plus AChEIs scored highest on the MMSE (see Table 3), than those receiving MCST only, those not receiving MCST and those not taking AChEIs. There is a significant interaction term between treatment group and taking AChEIs. Post hoc testing indicated that there was a significant difference between the MCST plus AChEIs group and the usual care and AChEIs group ($p = 0.025$). No significant interactions were found on any of the other outcome measures.

Numbers needed to treat

The number needed to treat is the calculation of the number of people who need to be treated in a particular intervention for one favourable outcome to be achieved. The number needed to treat calculation uses the proportion of participants who benefit in each treatment group. A number needed to treat analysis using QOL-AD change was used between baseline and follow-up 2, as this was the primary end point.

TABLE 7 Meta-analysis comparison of mean change in CST groups vs. control group of the Spector *et al.*⁶ study

Measure	Spector <i>et al.</i> ⁶ control group, mean change (SD) [n]	Current study, mean change (SD) [n]	Values
MMSE	-0.4 (3.5) [70]	0.93 (3.3) [225]	$t = 2.76$; $p = 0.006$
ADAS-Cog	-0.3 (5.5) [70]	-2.72 (8.3) [172]	$t = 2.26$; $p = 0.024$
QOL-AD	-0.8 (5.6) [70]	-0.08 (4.9) [225]	$t = 0.92$; $p = 0.357$

TABLE 8 Primary and secondary end-point results: adjusted analysis model

Outcome measure	Primary end point follow-up 2 (6-month follow-up)				Secondary end point follow-up 1 (3-month follow-up)			
	Treatment, mean (SE)	Control, mean (SE)	Group difference, mean (SE)	Between-group difference (p-value)	Treatment, mean (SE)	Control, mean (SE)	Group difference, mean (SE)	Between-group difference (p-value)
ADAS-Cog score	35.94 (2.79)	35.29 (2.85)	0.19 (1.61)	0.91	35.32 (2.56)	34.47 (2.59)	-0.85 (1.29)	0.16
QOL-AD score	35.62 (1.43)	33.84 (1.53)	-1.78 (0.91)	0.04	34.29 (1.03)	33.97 (1.04)	-0.32 (0.61)	0.70
MMSE score	16.34 (1.21)	15.49 (1.25)	-0.85 (0.58)	0.17	16.09 (0.88)	15.79 (0.91)	-0.30 (0.52)	0.52
DEMQOL score	89.13 (3.55)	88.83 (3.56)	-0.30 (1.52)	0.86	89.85 (2.34)	90.71 (2.38)	0.86 (1.31)	0.55
NPI score	18.76 (3.78)	20.35 (3.94)	1.58 (2.16)	0.44	14.71 (2.84)	16.18 (2.76)	1.47 (1.55)	0.25
ADCS-ADL score	43.29 (2.88)	42.35 (2.87)	-0.94 (1.51)	0.48	43.58 (2.32)	40.94 (2.32)	-2.64 (1.30)	0.05
QOL-AD-Proxy	34.12 (1.41)	34.05 (1.41)	-0.07 (0.74)	0.93	33.93 (1.05)	32.40 (1.07)	-1.53 (0.59)	0.008
DEMQOL-Proxy	97.75 (3.23)	96.61 (3.21)	-1.13 (1.71)	0.47	101.36 (2.67)	98.12 (2.67)	-3.24 (1.50)	0.04

An improvement of one SD on the QOL-AD (large effect size) was taken to indicate major clinical benefit, and 0.5 of a SD change (moderate effect size) was taken to indicate moderate clinical benefit. When calculating a large size effect (1 SD), the proportion benefiting was 0.18 (17/96) for the treatment group compared with 0.07 (6/81) for the control group and, therefore, 9.7 people needed to be treated for 1 to benefit (95% CI 5.0 to 129.9 people). When calculating a moderate size effect (0.5 SD), the proportion benefiting was 42 out of 96 (0.44) for the treatment group compared with 16 out of 81 (0.20) of the control group and, therefore, 4.2 people needed to be treated for 1 to benefit (95% CI 2.7 to 9.2 people).

Health economics

Methods

The main economic analysis compared MCST with usual care from a health and social care perspective. Secondary analyses also included the costs of unpaid carer time (societal perspective) and the cost of MCST as if it had been provided by health-care assistants rather than by the research team ('in-practice' implementation). A subgroup analysis also compared individuals receiving only MCST with individuals using an AChEI in addition. Health and social care services used by participants and inputs from unpaid carers were captured by the CSRI⁹⁷ and completed with family carers or centre care workers. When possible, unit costs for the services were drawn from the Personal Social Services Research Unit compendium for 2011.¹⁰⁰ We used a 3.5% discount rate (recommended by Her Majesty's Treasury) for items providing benefit for more than 1 year, such as equipment or adaptations. Medication costs were obtained from the *British National Formulary*.¹⁰¹

The economic analysis estimated incremental costs and incremental effects and their CIs with seemingly unrelated regression methods with 1000 bootstrap replications. The information obtained through the economic analysis has led to the calculation of incremental cost-effectiveness ratios (ICERs) and to plotting cost-effectiveness acceptability curves (CEACs), showing the probability that MCST is a cost-effective addition to usual care against a series of hypothetical willingness-to-pay (WTP) values.

Results

Looking at the primary outcomes in the health and social care perspective (*Table 9*), the mean cost for each 1-point difference on QOL-AD was £266. Looking at the CEAC for this outcome, the probability that MCST would be seen as more cost-effective than usual care alone would be 90% at a WTP of about £1400 (*Figure 13*). There are no established WTP thresholds for QOL-AD against which to compare this finding, but a cost of only £1400 for a 1-point difference on a 40-point scale is modest. Based on previous studies,⁴⁴ the effect size of 'standard' CST on the QOL-AD scale is around 0.4 SD, which represents a modest increment. In the current study the difference at follow-up for MCST was estimated to be 1.78 points (SD 0.34 points). A 2-point difference in QOL-AD can be considered to be clinically significant and a cost of £2800 to achieve such a result may be attractive to decision-makers. When the outcome was measured in terms of ADAS-Cog, the probability that MCST would be seen as cost-effective was low across all values of WTP (*Figure 14*).

Secondary economic analyses indicated that MCST was more cost-effective than usual care over the shorter period of 3 months when outcomes were measured in terms of proxy-rated quality of life

TABLE 9 Incremental cost-effectiveness ratios from health and social care perspective, over periods of 1–6 months and 1–3 months

Outcome measure	Incremental cost (£ 2010/11), mean (95% bootstrap CI)	Incremental effect, mean (95% bootstrap CI)	ICER
1–6 months			
ADAS-Cog	473.89 (–315.45 to 1263.23)	–0.65 (–4.08 to 2.77)	Usual care dominant
QOL-AD	473.46 (–315.61 to 1262.53)	1.78 (–0.39 to 3.95)	266
MMSE	474.01 (–316.15 to 1264.17)	0.85 (–0.48 to 2.18)	558
ADCS-ADL	471.57 (–317.67 to 1260.81)	0.95 (–2.50 to 4.39)	498
QOL-AD-Proxy	472.70 (–314.60 to 1260.01)	0.07 (–1.63 to 1.76)	7050
DEMQOL-Proxy	472.31 (–338.46 to 1283.07)	1.13 (–2.48 to 4.74)	419
QALY (EQ-5D)	474.81 (–314.38 to 1263.99)	0.0013 (–0.0200 to 0.0223)	365,276
QALY (Proxy EQ-5D)	473.60 (–315.48 to 1262.68)	0.0176 (–0.0050 to 0.0403)	26,835
QALY (DEMQOL)	518.39 (–346.60 to 1383.39)	0.0039 (–0.0092 to 0.0170)	132,539
QALY (DEMQOL-Proxy)	401.52 (–441.99 to 1245.04)	0.0062 (–0.0049 to 0.0173)	64,785
1–3 months			
ADAS-Cog	366.38 (–150.51 to 883.26)	–0.86 (–4.14 to 2.43)	Usual care dominant
QOL-AD	366.22 (–150.20 to 882.63)	0.32 (–1.17 to 1.81)	1139
MMSE	366.30 (–150.22 to 882.81)	0.30 (–0.80 to 1.40)	1223
ADCS-ADL	366.35 (–150.38 to 883.08)	2.64 (–0.36 to 5.65)	139
QOL-AD-Proxy	365.85 (–150.07 to 881.76)	1.53 (0.27 to 2.79)	240
DEMQOL-Proxy	367.96 (–151.88 to 887.81)	3.24 (–0.02 to 6.50)	114
QALY (EQ-5D)	366.40 (–150.80 to 883.59)	–0.0037 (–0.0117 to 0.0043)	Usual care dominant
QALY (Proxy EQ-5D)	365.74 (–150.45 to 881.92)	0.0077 (–2.94 × 10 ^{–6} to 0.0155)	47,339
QALY (DEMQOL)	387.08 (–192.12 to 966.27)	0.0014 (–0.0030 to 0.0058)	276,791
QALY (DEMQOL-Proxy)	358.43 (–169.61 to 886.45)	0.0034 (–0.0003 to 0.0070)	105,904

QALY, quality-adjusted life-year.

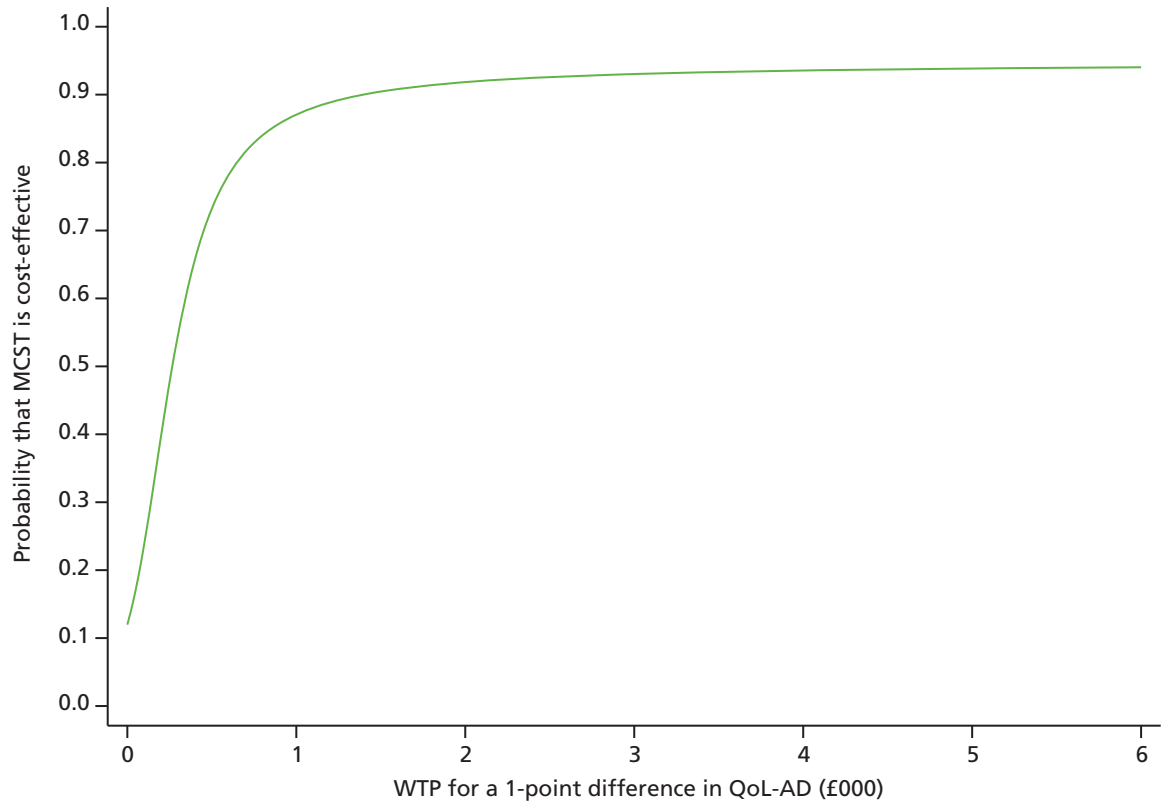


FIGURE 13 Cost-effectiveness acceptability curve: MCST vs. usual care – 6 months, health and social care perspective, with effectiveness measured on the QoL-AD scale.

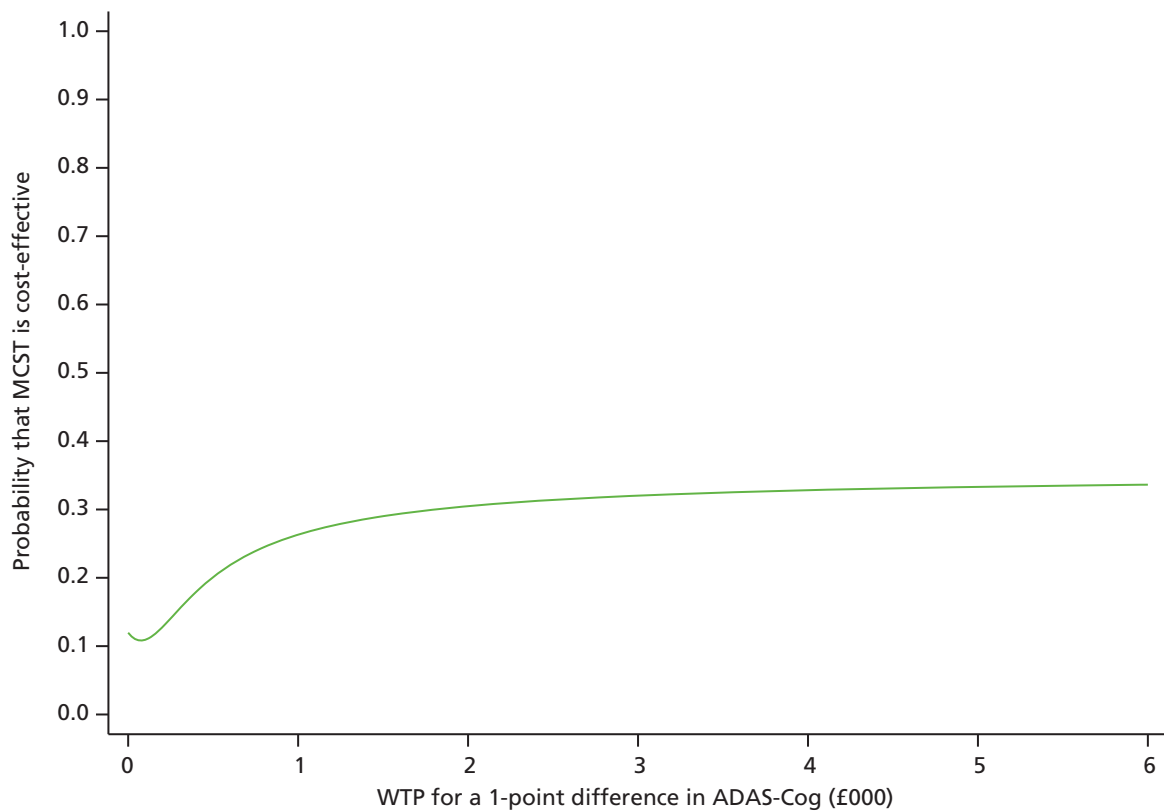


FIGURE 14 Cost-effectiveness acceptability curve: MCST vs. usual care – 6 months, health and social care perspective, with effectiveness measured on the ADAS-Cog.

(using QOL-AD and DEMQOL) and ADLs (using ADCS-ADL), but less cost-effective than usual care on all other outcomes, including quality-adjusted life-years (QALYs).

In sensitivity analyses we broadened the cost measure to include unpaid care and support, conducting the evaluation from a societal perspective. The cost-effectiveness case for adding MCST to usual care was, again, mixed. Subgroup analyses found that the combination of MCST and AChEI was more cost-effective than AChEI and usual care by reference to a number of outcomes, including cost per QALY.

Discussion

The benefits of CST on cognitive function are now well documented and the results of this study provide additional evidence for the effectiveness of the programme developed by Spector *et al.*⁶ The study showed that CST has a generalised cognitive benefit for people with dementia evident in comparisons of change scores, and in comparisons with the changes shown by the control group from the previous trial. Unlike the Spector *et al.*⁶ study and the recent Cochrane review,⁴⁴ this study found a positive change in behaviour following the CST intervention as measured by the NPI. There was also a significant improvement in quality of life as measured by the DEMQOL and EQ-5D (VAS) (for both participant and proxy-rated versions), but no significant change was found using the QOL-AD. Previous studies have identified the need for quality-of-life measures in dementia that are able to detect any changes in quality of life in response to both interventions and the progression of the disease,¹⁰² so that they can be used to establish the benefits of treatment for people with dementia. In this analysis, the DEMQOL seemed to be a more sensitive instrument than the QOL-AD for measuring change in quality of life in dementia.¹⁰³ Conversely, the two measures may be measuring different aspects of quality of life. These findings need to be explored further in future trials.

Predictors of success: who benefits most?

The benefits of CST were found to be independent of the use of AChEIs, which is in line with the Cochrane review findings and other studies.^{44,49,51,53} In line with the earlier study,^{6,104} greater improvements in cognition were associated with female sex. Men might be more reluctant to communicate as they are usually in the minority in most groups, with women outnumbering men in the groups by a ratio of 4 : 1.^{6,104} It may be that the sex majority dictates the style in which the groups are run, for example more 'talking' in female-dominated groups and more 'doing' in male-dominated groups. Further work is needed to explore these sex differences in response to CST and to develop interventions more geared towards the attributes of men.

The greater effect for the older people in this study is an unexpected finding. It may suggest that these older residents are experiencing more excess disability, showing impairment beyond that resulting directly from the dementia. It may be that they receive less stimulation in general than the slightly younger participants, and so benefit more from the new intervention. The findings of differences in outcomes between those living in the community and those living in care homes relate to all measures completed by a proxy: a family member or a member of staff. Their ratings may be affected systematically by different factors (e.g. family carer ratings are typically influenced by their level of strain; staff in care homes may change or have limited contact with residents on which to base their judgements). Further work is needed to explore these differences in perspectives and in the changes reported.

Maintenance cognitive stimulation therapy

This is the first major investigation to compare the short- and long-term impacts of CST for people with dementia. The investigation indicates that after standard CST (7 weeks, twice weekly), 24 weeks of MCST sessions both improves quality of life for people with dementia at 6-month follow-up and benefits quality of life and ADLs at 3-month follow-up, in comparison with the usual care control group. Cognitive stimulation programmes for dementia have a significant positive effect on cognition,^{44,105} however, there are concerns that the benefits may only persist for a limited period of time.⁴⁴ These results indicate that a lower intensity input of once-weekly CST sessions can continue to be effective after the initial twice-weekly CST programme is completed. In comparison with the first baseline before CST, cognitive function in the MCST group had decreased by only 0.35 points on the MMSE, whereas cognitive function in the usual

care (CST) group had decreased by 1.65 points at follow-up 2. The ADAS-Cog showed a similar pattern of results. On the basis that MMSE scores in mild-to-moderate dementia are expected to decrease by 2–4 points per year,¹⁰⁶ these results suggest that, relative to no treatment, the MCST programme continues to have a protective effect on cognition. Other studies have also found that a longer-term cognitive stimulation intervention can be effective in reducing cognitive decline in dementia.^{107,108}

However, benefits to cognition alone may not be sufficient to justify an extensive programme of intervention unless they are accompanied by other benefits, and a few studies have explored the long-term impact of psychosocial interventions on quality of life.¹⁰⁹ This study indicates that the MCST programme improves quality of life and ADLs. As CST alone improves both cognition and quality of life,^{6,105} this provides a strong case for an ongoing programme of CST being supported in health and social care settings.

The MCST-AChEIs subanalysis results confirm the results of similar studies,⁶ suggesting that the additional effects of cognitive stimulation on cognition are over and above those of medication alone. In addition, the Cochrane review showed that type of control condition (e.g. usual care or social activities) made no difference to outcome, demonstrating that cognitive stimulation, rather than social activities, was responsible for the improvements in outcome.

Previous studies have shown that CST is effective in improving cognition and quality of life,⁶ and is cost-effective.¹³ CST is endorsed in NICE clinical guidelines.¹⁴

Findings from this new trial suggest that, although outcome gains were modest over 6 months, the continuation of CST appeared cost-effective in terms of self-rated quality of life, cognition measured on the MMSE and proxy-rated QALYs. MCST in combination with AChEIs offered cost-effectiveness gains when cognition was measured as the outcome.

The external validity of this pragmatic trial is high, as the sample came from a wide variety of settings. However, participants were almost exclusively white British and, therefore, solid conclusions on the applicability or effectiveness of this intervention to people of other ethnic or cultural groups cannot be made. Having said this, we recently successfully adapted and ran a local CST group in Hindi, and CST programmes have been run successfully in 20 countries.

Limitations of study

The SDs for the cognitive measures were higher than those in the original Spector study,⁶ suggesting that a larger sample may be needed to achieve significance differences in cognition after MCST relative to CST alone. Proxy measures (e.g. the ADCS-ADL and NPI) were rated by the family carer or staff members who were aware of participant group allocation, and so this might have introduced detection bias into the ratings. The subgroup of people on AChEIs might also have received extra psychiatric services during the trial. However, comparisons of the AChEIs-only group and MCST plus AChEIs group data confirm that the effects of the MCST programme are above and beyond those of medication alone.

Conclusion

This project provides further evidence that CST benefits cognition and quality of life for people with dementia, and suggests that the benefits are in addition to the effects of antedementia medication. CST appears to be more beneficial for women and people older than the average age of those in the study. This provides good evidence for the clinical effectiveness and cost-effectiveness of continuing CST beyond the initial programme and shows that quality of life and ADLs continue to benefit from extended CST.

Work package 4: maintenance cognitive stimulation therapy in practice

Cognitive stimulation therapy has been shown to improve cognition and quality of life, but little is known about the best way of ensuring implementation of CST in care settings. A recent pilot study found that

one-third of people who attended CST training went on to run CST in practice, but staff identified a lack of support as a key reason for the lack of implementation.¹¹⁰

The research project was divided into three studies. The Staff Training and Outreach (STANDOUT) and Monitoring and Outreach (MONOU) studies assessed the effects of outreach support on uptake of CST in practice, as well as looking at staff outcome measures and adherence to the programme. The observational study recruited people with dementia to complete minimal outcome measures before and after CST, and after the delivery of the MCST programme.

Methods

Design

The STANDOUT and MONOU studies differed in how staff members were recruited into the research and in their previous exposure to CST. Staff members in the STANDOUT study were new to CST, having had no prior experience of the programme, whereas staff recruited into the MONOU study had either previously attended CST training or purchased the CST 'Making a difference' manual. The observational study looked at the effects of CST and MCST on people with dementia in the practice context delivered by staff members. The three studies together provided evidence on both the most effective way of facilitating the implementation of CST, and uptake and effectiveness of the approach in a clinical context (*Table 10*). Ethics approval was obtained for the project through the Multi-centre Research Ethics Committee (reference number RP-PG-0606-1083). The clinical trial was registered as ISRCTN28793457.

STANDOUT trial

The design was a pragmatic, multicentre, single-blind, two-treatment-arm RCT. The STANDOUT trial sample comprised dementia care staff from specialist and non-specialist dementia care settings. All participants received the training package as TAU, consisting of a CST training day, a training DVD, the CST 'Making a difference' manual and the MCST 'Making a difference 2' manual, and cluster randomised by centre prior to the training day into the intervention group or to TAU. The intervention group consisted of a local co-ordinator, e-mail support and an online forum. Each staff member was expected to complete three questionnaires, the first before the training day and the others at 6 and 12 months thereafter (*Figure 15*).

TABLE 10 Project overview

Title	STANDOUT trial	MONOU trial	Observational study
Aim	To assess the effectiveness of staff training and outreach support	To assess the implementation in practice of CST and outreach support	To assess the effectiveness of CST in practice
Participants	Dementia care staff	Dementia care staff	People with dementia
Experience	No previous CST experience or training	Previously received CST manual/training	Staff have varying levels of experience
Number	175	66	89
Resources	CST manual, MCST manual and DVD	CST manual, MCST manual and DVD	CST manual, MCST manual and DVD
Training	Yes	Variable	Variable
Outreach	50%	50%	Variable
Assessment time frame	Baseline, 6 and 12 months	Baseline, 6 and 12 months	Before and after CST (0–7 weeks or 0–14 weeks) and MCST (31 or 38 weeks)

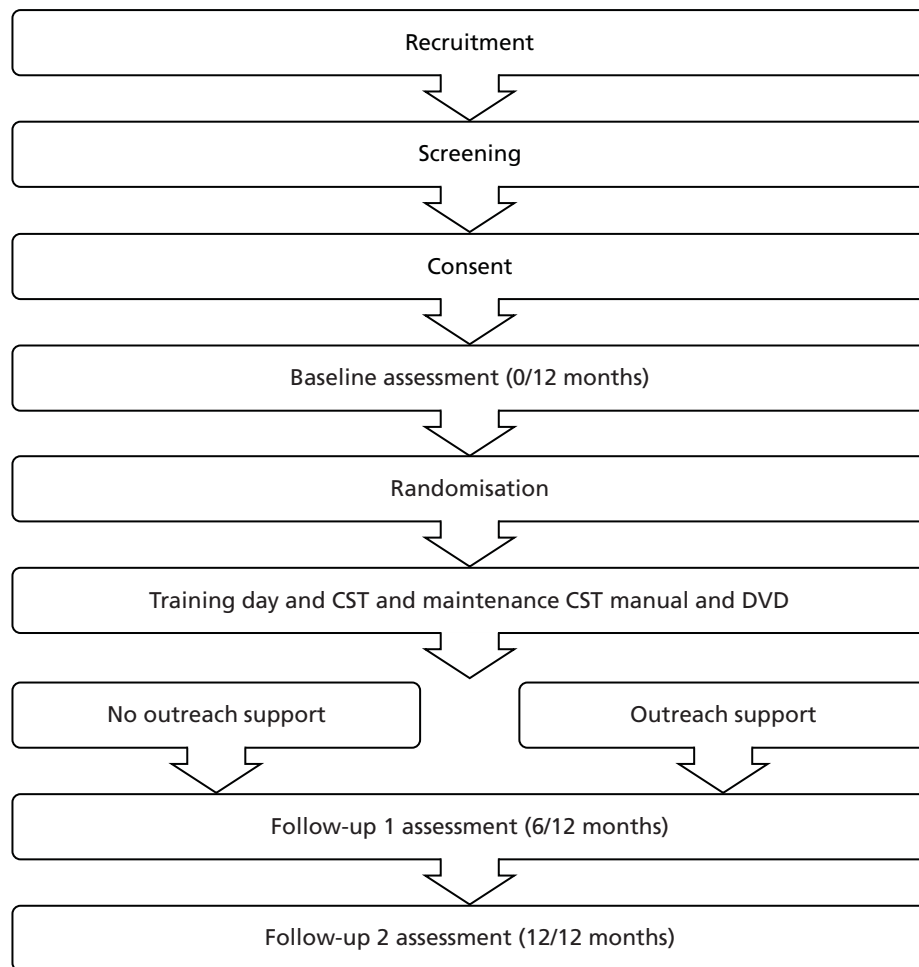


FIGURE 15 Flow diagram of the STANDOUT trial and assessment schedule.

Recruitment

Those recruited to the trial included staff from care homes, day centres and NHS trusts from various locations across the UK. The trial was advertised through the *Journal of Dementia Care*, the National Care Forum and the UK Clinical Research Network study portfolio, and referrals were made through the commercial CST training day. The researcher also followed up individuals who, prior to the start of the research, had expressed an interest in CST or in attending a CST training day. Using the inclusion criteria, the researcher was then able to assess all expressions of interest from individuals, centres and trusts.

Participants

Staff members were screened to ensure that they met the inclusion criteria: (1) having adequate written and spoken English; (2) being able to complete online assessments at three time points; (3) having at least two other team members to run groups with; (4) reaching agreement with management to have 2 hours per week set aside to run the CST groups, and 1 hour following on from this for the 24-week MCST programme; and (5) being able to provide between five and eight people with mild-to-moderate dementia who were willing to participate and met the inclusion criteria (described in the observational study). Attempts were made to recruit a minimum of three staff members per centre for the logistical reason of being able to consistently run the groups. Originally, 40 centres were considered feasible to recruit the 120 staff members required for the STANDOUT trial; however, in total 173 staff members across 50 centres were recruited into the study. This was because there was a higher demand for receiving the CST training than for entering the MONOU study and, as the analyses for the STANDOUT and MONOU studies were combined, statisticians on the SHIELD programme advised that this would not compromise the integrity of the trial, as there had always been the intention to analyse the results from both the STANDOUT and MONOU trials together. Working on

the premise of a 15% attrition rate, the sample size provided sufficient numbers for (1) the staff training outreach support versus no outreach support, and (2) monitoring and outreach versus no outreach support to estimate effect size and the feasibility of the trial. The attrition rate was an estimation based on previous research conducted in CST.¹¹¹

Training package

The CST 'Making a difference' and MCST 'Making a difference 2' manuals, along with the staff training DVD, were distributed to all staff members participating in the study. The staff training DVD comprises an introduction by Dr Aimee Spector, a table listing the order of the CST and MCST sessions, and key principles. There is also video footage of each CST and MCST session run with people with dementia for staff to observe and questions after each clip to encourage reflective learning and discussion. All staff members attended a CST training day. The training comprised different perspectives of dementia, main psychosocial approaches for dementia, development and evaluation of CST, session themes and examples of activities for sessions, key principles, planning of sessions and the setting up of a group and reflective learning of issues that arise when implementing and running groups. The training used learning methods, such as role-play, and small group exercises and the DVD was used when time was spent reflecting on the sessions and critically appraising how the session had been run. At the end of the training day, time was taken to emphasise the importance of completing the attendance and adherence forms after each completed session; these forms would then be collected by the researcher at the end of the research time.

Randomisation

Cluster randomisation occurred prior to staff attending the CST training day to ensure that staff members from the same centre received the same level of support. The allocation ratio for randomisation was 1 : 1, into either the intervention or TAU. N.WORTH was responsible for undertaking the remote randomisation.

Treatment as usual

Staff members within centres randomised to the control group attempted to deliver the CST as usual without the additional outreach support. The training package offered to the intervention group was also available to those in the control group. Therefore, the trial examined the additional effects of the outreach support.

Intervention

A pilot study conducted, prior to this research being undertaken, identified that outreach support should consist of (1) an online forum, (2) e-mail support and (3) local supervision.¹¹⁰ The online forum was an online discussion site. It was accessible using a username and password. The first time a person attempted to enter the site, an e-mail was sent to the researcher for their approval to ensure that the person in question had been randomised to the intervention group. The use of login details allowed a record to be kept of the number of people accessing the service and how many times they did so. Staff members were able to write up a variety of messages, such as comments on sessions, asking questions and asking for advice. The same researcher who had extensive experience of CST and experience of running groups delivered the e-mail support and local supervision, unless the centre was able to provide their own person to deliver the supervision. Both services were made available as often as was needed. The role of the local supervisor was to help to resolve practical issues that were encountered in attempting to run CST groups. The supervisors recorded all the support given.

Primary outcome measure

The primary outcome measure was the total number of sessions attended over the duration of the CST and MCST programme. This was determined by the total number of sessions run multiplied by the average number of people at each. This was recorded by staff using the monitoring progress form located in the 'Making a difference' manual¹¹² that included recording who was in attendance, and rating level of interest, communication, enjoyment and mood on a scale of 1–5 (i.e. 1 = no interest, 2 = little interest shown, 3 = some interest shown, 4 = interest shown and 5 = great interest shown). This measure was completed at the end of each session from the start of the CST programme to the end of intervention delivery, until the MCST groups had been completed or the groups had been discontinued.

Secondary outcome measures

- (a) Adherence to the CST and MCST programme was measured using an adherence list designed for the trial and was based on 18 key principles developed as part of the MCST programme.¹¹² The adherence records were reviewed by a member of administration to mark whether or not staff adhered to the key principles as laid out in the 'Making a difference 2' manual and to highlight any similar issues that were arising across centres. Any ambiguity in participants' responses was discussed with a researcher until consensus was reached regarding whether or not the participant was adhering to the key principles. Job satisfaction was measured using the Minnesota Satisfaction Questionnaire.¹¹³ This consists of 100 questions and comprises 20 dimensions with five items per scale, using a 5-point Likert rating scale. The measure has adequate internal reliability.
- (b) Staff members' approach to dementia was measured using the Approaches to Dementia Questionnaire (ADQ).¹¹⁴ The ADQ has 19 statements about the person with dementia and the care that they receive. The scale has high validity and good reliability using Cronbach's α for its person-centeredness and hopefulness subscales.
- (c) Knowledge was measured using the Dementia Knowledge – 20 scale.¹¹⁵ This consists of 20 questions for which there are five possible answers. The scale has sufficient reliability and was administered at baseline and final follow-up only.
- (d) Perceived sense of competence was measured using the Sense of Competence in Dementia care – Staff questionnaire.¹¹⁶ It comprises 17 items categorised into four subscales: professionalism, building relationships, care challenges and sustaining personhood. The scale has good internal consistency.
- (e) Learning characteristics of staff were measured using the brief version of the Learning Transfer System Inventory (LTSI).¹¹⁷ The constructs of the LTSI are validated using common factor analysis.¹¹⁸ The brief form comprises 16 questions that are categorised into four major groups: trainee characteristics, motivation, work environment and ability. All of the items use 5-point Likert-type scales from 1 (strongly disagree) to 5 (strongly agree).¹¹⁰
- (f) Barriers to change in the workplace were measured using the Barriers to Change Questionnaire.¹¹⁹ It comprises 19 questions focusing on institutional constraints, support from colleagues, philosophical opposition, client dissatisfaction, interference and positive factors, and allows the addition of any further comments.
- (g) The emotional and behavioural responses relating to challenging behaviour presented by the person with dementia were measured by the Controllability Beliefs Scale.¹²⁰ The scale has 15 items based on a 5-point scale. Higher scores indicate higher staff member belief in the level of control demonstrated by the person with dementia. The scale has good internal reliability.

Consent

Ethics and local R&D approvals were obtained and all staff members provided informed consent to participate in the trial. Consent was also sought from a manager in each centre recruited.

Blinding

Although staff members could not be blinded to their allocation, the majority of the assessment data was completed online and independently of the research team. To maintain anonymity throughout the trial, an administrator on the SHIELD programme team assigned an identification number to all participants who completed the survey. The researcher administering the outreach support had the contact details of the staff members but was unaware of their individual code, and hence they were blinded to identifying the staff members. The staff members were aware of their code and it was emphasised that it was not to be discussed with the research team member. A reminder was also included in the e-mail that the administrator sent to the participants asking them to complete the follow-up assessments.

MONOU trial

The design was a pragmatic, multicentre, single-blind Phase IV trial. The participants were staff members from centres that had previously purchased the CST 'Making a difference' manual or had attended a CST training course. Once enrolled in the research, all staff received the free MCST 'Making a difference 2'

manual and DVD. It was recorded whether participants had the manual only or manual and training before centres were cluster randomised into outreach support or TAU (*Figure 16*). The time points for completing the questionnaire were the same as for the STANDOUT trial. However, the participants also completed a retrospective questionnaire on their use of CST in practice prior to the research.

Recruitment

Recruitment of staff members for the MONOU study was created from records of purchased CST manuals via Hawker publications and a database of attendees generated from previously run CST training days. Staff members were then contacted to determine if they were interested in participating in the study. A CST poster also advertised the research on the CST website (www.cstdementia.com), on the SHIELD website (www.ucl.ac.uk/shield) and through the *Journal of Dementia Care*. In addition to this, as the project was a UK Clinical Research Network portfolio-adopted study, NHS trusts nationwide could approach the research team for their eligibility to participate in the research to be assessed.

Participants

The participants were dementia care staff who had the CST manual or had attended the CST training day and were able to implement the CST programme once or twice weekly followed by the MCST programme. The screening and inclusion criteria matched those for the STANDOUT study, except a minimum of one staff member could be recruited per centre; because of this it was estimated that between 40 and 120 centres

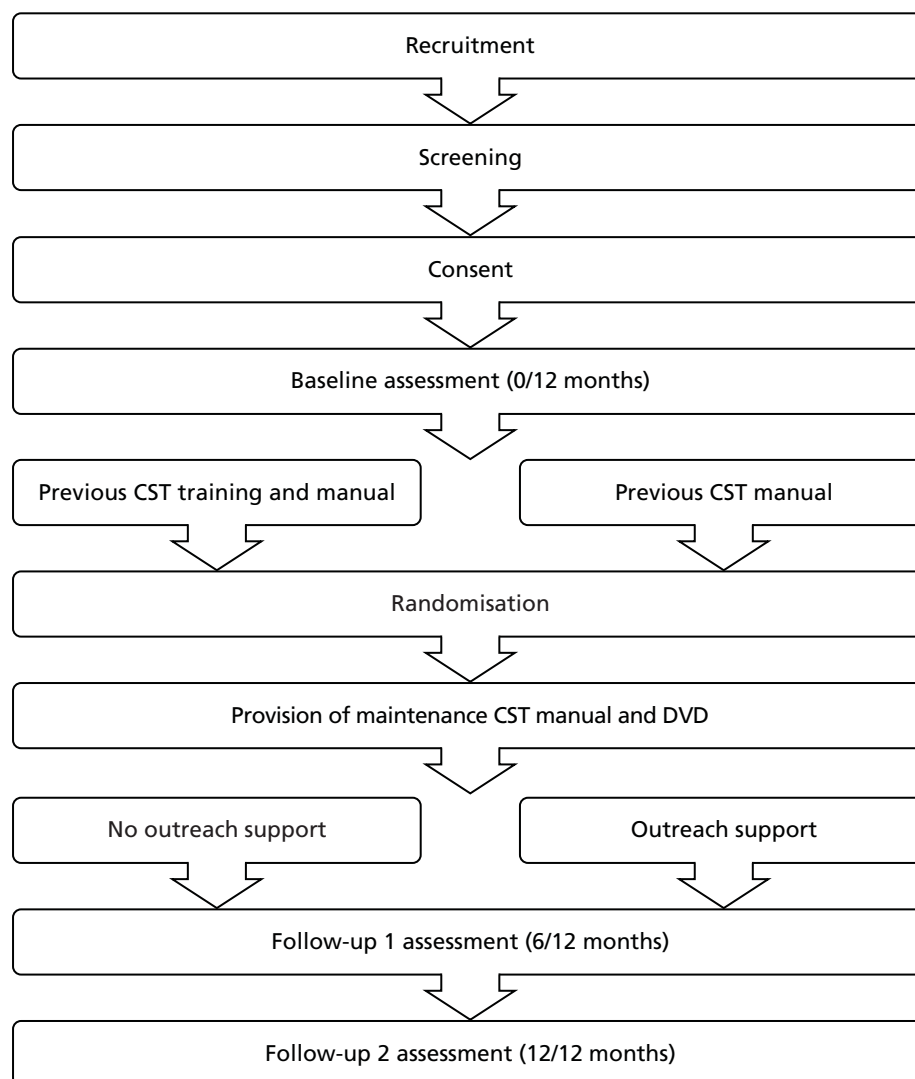


FIGURE 16 Flow diagram of the MONOU trial and assessment schedule.

were required to recruit 120 staff members. This figure also accounts for a 15% ($240 \times 0.75 = 180$) attrition rate. However, in total 68 staff members were recruited across 13 centres. This was due to difficulty in identifying and recruiting suitable participants.

Randomisation

Once staff had completed their baseline assessment, it was recorded who had the manual or training, and randomisation occurred. This was created by dividing into two clusters, taking into consideration centre size and type of previous training (manual vs. manual and training); staff were then independently randomised to receive the intervention or TAU by remote e-mail service to NWOORTH. Owing to differing numbers in each centre, an effort was made to keep similar numbers in the control and experimental groups, with an allocation ratio for randomisation of 1 : 1, into either the intervention or the TAU group.

Treatment as usual

Sites randomised to the control group were expected to deliver the CST as usual. Each centre randomised into TAU received a monthly telephone call from a member of administration to see what stage they were at in the delivery of the programme, but they were not given any advice. The trial examined the additional effects of the outreach support and long-term effect in practice.

Intervention

The outreach support options were identical to those in the STANDOUT study, with one difference: to emulate CST in practice, staff members identified the local supervisor, and, if this was not possible, it was recorded and the staff members were then offered the researcher's services. All of the staff members randomised to receive outreach support were encouraged to use all options available to them, but this was not compulsory. Staff members were monitored to measure their usage of the outreach support options. A monthly telephone call was also made by the researcher to each centre in receipt of outreach to determine what stage of the programme they were at and, if advice was sought, this was recorded accordingly.

Primary outcome measure

Attendance as the primary outcome was identical to that in the STANDOUT trial. If the response to a person attending the session was left blank and no reason was given for this, the researcher assumed that the person had not attended the session. If a person was introduced part way through the programme, the sessions that had not been offered to them were excluded from the total number of sessions considered, as the person's non-attendance at these sessions had not been because of a refusal to attend but because the sessions had been unavailable by the time they joined.

Secondary outcome measures

The secondary outcome measures were identical to those in the STANDOUT trial.

Consent

Informed consent was gained from each staff member and a member of management, and this was identical to the STANDOUT trial. Ethics and local R&D approvals were obtained.

Blinding

The procedure for blinding was identical to that in the STANDOUT trial.

Analyses

Demographics In total, 300 individuals, 28 centres and 12 trusts expressed interest or were approached to participate in the research. Overall, 241 staff members were recruited across 63 centres in both the STANDOUT and MONOU trials. All of the staff members consented and completed the baseline assessment before randomisation. Four people were randomised by association, after randomisation had occurred but before the centre was aware of whether or not they were in receipt of the intervention. In total there were 115 (48%) people not in receipt of the intervention across 28 centres and 126 (52%)

who were in receipt of intervention across 35 centres. The majority of staff members were female (88%) and white (71%). Generally, staff had between 1 and 10 years of experience (43%), with 41% having a qualification up to diploma/degree level. Most sites were dementia specialist settings (64%), with 33% being care home settings (Table 11).

Attendance in STANDOUT and MONOU trials A combined analysis of the results from the STANDOUT trial (175 participants) and the MONOU trial (66 participants) was carried out. The primary outcome was the total number of sessions attended for each centre (total number of sessions run × average number of people at each) per centre, assuming an intracluster correlation of $p < 0.05$.

For the group receiving the intervention of outreach support, 18 (51%) out of 35 centres went on to deliver the CST programme, whereas in the TAU group 12 (43%) out of 28 centres delivered the programme (Table 12).

A chi-squared statistic suggests that there is not a statistically significant difference in the proportion of CST groups run in the intervention group and the number of CST groups run in the TAU group ($p = 0.458$).

Leading on from the CST programme, 12 (67%) out of the 18 centres in the intervention group went on to deliver the MCST and 8 (67%) out of 12 centres in the TAU group delivered the MCST programme (Table 13).

TABLE 11 Staff demographics

Staff demographics	Frequency, <i>n</i> (%)
Sex (female)	212 (88)
Ethnicity (white)	170 (71)
Age (45–54 years)	56 (23)
Level of experience (1–10 years)	103 (43)
Qualification (diploma/degree)	99 (41)
Dementia setting (care home)	80 (33)
Specialist dementia setting (yes)	155 (64)

TABLE 12 Number of CST programmes delivered based on intervention

Intervention	Number of centres (<i>n</i>)	No CST, <i>n</i> (%)	Number of CST programmes run, <i>n</i> (%)
Outreach support	35	17 (49)	18 (51)
No outreach support	28	16 (57)	12 (43)

TABLE 13 Number of MCST programmes delivered based on the intervention

Intervention	No CST (<i>n</i>)	Number of CST programmes only, <i>n</i> (%)	Number of MCST programmes run, <i>n</i> (%)
Outreach support	17	6 (33)	12 (67)
No outreach support	16	4 (33)	8 (67)

A chi-squared statistic suggests there is a statistically significant difference, with more MCST groups run in the intervention group than in the TAU group ($p = 0.011$).

Attendance Staff at each centre running the CST and MCST programmes marked the attendance of the people with dementia after each session was completed. This information was then collected at the end of the programme and the researcher entered it into a Microsoft Excel® 2003 spreadsheet (Microsoft Corporation, Redmond, WA, USA). By calculating the primary outcome of total number of sessions attended for each centre, the researcher was able to group the centres by the average number of people attending during the programme. Centres unable to run the programme scored zero, centres considered to have delivered CST poorly scored < 41 overall (and so had, on average, fewer than three group members) and centres considered to have delivered CST OK scored between 42 and 69, reflecting that, on average, there were three or four group members. Finally, CST was considered good if a centre scored ≥ 70 , demonstrating that, on average, in these centres there were ≥ 5 group members over the duration of the programme (Table 14).

A chi-squared statistic suggests that there is no statistical significance between the centres that were in receipt of the intervention and those that were not, and the delivery of the programme as determined by the number of average attendees across the CST programme ($p = 0.87$; 2 df). However, Table 14 does not reflect one centre that ran the programme in the intervention group, as the attendance and adherence booklet was mislaid, so for the purposes of this table the centre has been included in the intervention 'no groups' column.

From the centres that followed the CST programme with the MCST programme, the primary outcome of total number of sessions attended enabled the researcher to group the centres according to the average number of people who attended across the delivery of the programme (24 sessions). A score of 0 was assigned to centres in which groups were not run; centres in which MCST was considered to have been delivered poorly (a score of < 71 indicating fewer than three group members) were assigned a score of 1. Centres with between 3 and fewer than 5 people, on average scoring between 72 and 119, were given a score of 2 and those centres with ≥ 5 group members, as demonstrated by a score of > 120 , were assigned a score of 3 (Table 15).

TABLE 14 Whether or not in receipt of intervention and rating of CST delivery

Intervention and rating of CST	No groups	CST poor	CST OK	CST good	Total
Intervention					
No	16	0	3	9	28
Yes	18	0	5	12	35
Total	34 (33) ^a	0	8	21	63

^a One centre mislaid the attendance and adherence booklet.

TABLE 15 Whether or not in receipt of intervention and rating of MCST delivery

Intervention and rating of MCST	No MCST groups	MCST poor	MCST OK	MCST good	Total
Intervention					
No	21	0	5	2	28
Yes	22	2	5	6	35
Total	43	2	10	8	63

A chi-squared statistic suggests that there is no statistically significant difference between the centres in receipt of the intervention and the average number of attendees in the delivery of the MCST programme ($p = 0.35$; 3 df).

A comparison was also carried out to look at the different pathways by which participants entered the trial, either 'new' to CST (STANDOUT) or with previous experience (MONOU). Of the centres recruited into the STANDOUT trial, 17 out of 50 went on to deliver the CST programme. The MONOU trial had a total of 13 centres and, of these, 12 went on to deliver the CST programme (*Table 16*).

A chi-squared statistic suggests that there is a statistically significant difference, in that more CST groups were run in the MONOU group than in the STANDOUT group ($p = 0.001$; 1 df).

This comparison was also considered for the centres within the two strands of the trial that went on to deliver the MCST programme. Within the STANDOUT trial, 9 of the 17 centres continued with the MCST programme, whereas in the MONOU trial 11 of the 13 centres went on to deliver the MCST programme (*Table 17*).

A chi-squared statistic suggests there is a statistically significant difference, in that more MCST groups were run in the centres recruited into the MONOU trial than in those recruited into the STANDOUT trial ($p = 0.000$; 3 df).

Access of outreach support The researcher recorded outreach support each time it was accessed by a staff member in the intervention group. In total, three centres signed up to the online forum, the e-mail support was accessed twice and local supervision in the form of a telephone call was used 15 times. However, within this staff members initiated three of the telephone calls, whereas the remaining 12 were the monthly follow-up support telephone calls in which staff members were asked if they needed support. It was also noted that within the MONOU trial two of the trusts (Kent and North Staffordshire) had a support network already set up that they accessed in monthly meetings across the duration of their involvement in the research.

Secondary outcome measures

Adherence To determine if the centres running the CST programme were adhering to the key principles, one-third of the CST adherence records were randomly chosen. The adherence questions were devised with the CST key principles in mind (*Table 18*). There were five CST records chosen from the centres in

TABLE 16 Strand of trial and success of CST

Trial	No CST groups	CST poor	CST OK	CST good	Total
STANDOUT	33	0	4	13	50
MONOU	1	0	4	8	13
Total	34	0	8	21	63

TABLE 17 Strand of trial and success of MCST

Trial	No groups	MCST poor	MCST OK	MCST good	Total
STANDOUT	41	1	4	4	50
MONOU	2	1	6	4	13
Total	43	2	10	8	63

TABLE 18 Adherence and related key principles

Number	Adherence question	Key principle
1	Was the session pitched at the right level for all group members?	Mental stimulation
2	Were people encouraged to think of new ideas during the session?	New ideas, thoughts and associations
3	Was time spent on the date, time, weather and feelings of group members?	Using orientation, but sensitively and implicitly
4	Did the discussion focus on opinion over fact?	Opinion rather than facts
5	Were past experiences used to bring people in to the here and now?	Using reminiscence as an aid to the here and now
6	Did you follow the session structure?	Continuity and consistency between sessions
7	Were indirect questions used during the session?	Implicit (rather than explicit) learning
8	Was everyone encouraged to participate in the session?	Stimulating language
9	Did anyone struggle to join in with the session?	Stimulating executive functioning
10	Were the individual needs of each group member met?	Person centred
11	Was respect shown between group members and the facilitators?	Respect
12	Did everyone equally contribute to the session?	Involvement
13	Was every opinion valued within the group?	Inclusion
14	Were group members given the choice of activities for the session?	Choice
15	Did people seem to enjoy the session?	Fun
16	Was everyone given enough time to contribute to the session?	Maximising potential
17	Is there a good relationship between group members?	Building/strengthening relationships

receipt of the intervention and five records from centres in the TAU group; these comprised six centres in the STANDOUT trial and four centres in the MONOU trial.

When the responses were recorded, any adherence questions left blank were considered incorrect and for any adherence sheets missing these were deducted from the overall score that the centre obtained. The self-reported adherence score of not adhering to the key principle across the delivery of the CST programme ranged from 11% to 24%. The three main key principles that were not adhered to were: (14) were group members given the choice of activities for the session, (9) did anyone struggle to join in with the session and (7) were indirect questions used during the session. However, when key principle 17 was reviewed by the researcher there was either no comment or it was stated that they were following the session structure. So, it was considered that the question was ambiguous and needs further clarification in the future. With regard to key principle 9, when the centre highlighted that people were struggling within the centre it generally was a result of one or two group members being more impaired than the others or being unwell on the day of the session. It was expected that people's participation over the time frame of the programme might vary and it is arguably a positive sign that the staff were able to reflect on the session and identify participants struggling during the session, as one would hope that this would enable the staff to then cater to the individual needs of each participant and to keep the group as inclusive as possible. Key principle 7 identified that there was a lack of indirect questions used when delivering the programme. The use of indirect questions is important to ensure that people do not feel put on the spot, so it is useful to understand that this is a principle that staff find difficult to adhere to.

Staff outcome measures An ANCOVA was applied to the secondary outcomes measures including job satisfaction, approaches to dementia, dementia knowledge, responses relating to challenging behaviour, perceived sense of competence and learning characteristics, as well as barriers to change. Each measure was calculated factoring in sex, age, frequency in the delivery of CST, type of centre, whether or not it was a specialist dementia setting, how the participant was recruited into the project (MONOU/STANDOUT) and, finally, if they were in receipt of the intervention.

A one-way between-group ANCOVA was conducted to compare the effectiveness of outreach support as the intervention versus TAU on participants' job satisfaction, approaches to dementia, dementia knowledge, responses relating to challenging behaviour, perceived sense of competence and learning characteristics, as well as barriers to change. The independent variable was the type of intervention (outreach support or no outreach support) and the dependent variables consisted of scores on the secondary outcomes at 6 and 12 months. Participants' scores at baseline in these measures were used as the covariate in the analysis. Preliminary checks were carried out to ensure that there was no violation of the assumptions of normality, linearity, homogeneity of variances, homogeneity of regression slopes and reliable measurement of the covariates.

Job satisfaction as measured by the Minnesota Satisfaction Questionnaire¹¹³ evaluated job satisfaction using a score ranging from 100 to 500, with a higher score indicating a higher sense of satisfaction. In general, job satisfaction increased for both the control and intervention groups at follow-up 1, but decreased at follow-up 2 to lower than the baseline score. After adjusting for baseline scores, job satisfaction showed no statistical difference at follow-up 1 ($p = 0.72$) or follow-up 2 ($p = 0.99$).

Approach to dementia was measured using the ADQ¹¹⁴ and looked at the attitude of the staff members, with a low score suggesting a negative attitude and a higher score indicating a positive attitude (19–95). The score in both the control and intervention groups increased slightly over the duration of the research. However, there was no significant difference for approaches to dementia on the hope subscale at follow-up 1 ($p = 0.82$) or follow-up 2 ($p = 0.97$), or person-centred subscale at follow-up 1 ($p = 0.18$) or follow-up 2 ($p = 0.95$).

Perceived barriers to change, including institutional constraints, support from colleagues, philosophical opposition, interference and additional factors, were measured using the Barriers to Change Questionnaire,¹¹⁹ with a higher score indicating more perceived barriers (0–80). Overall, the score decreased at follow-up 1, but then increased at follow-up 2. For barriers to change there was no significant difference at either time point, follow-up 1 ($p = 0.54$) or follow-up 2 ($p = 0.96$).

To look at training transfer, the brief LTSI¹¹⁷ was used looking at learning characteristics, motivation, work environment and ability/enabling, with a higher score (16–80) indicating a more positive transfer of learning. The scores improved at follow-up 1 compared with baseline and, although they decreased at follow-up 2, still remained higher than the baseline score. For transfer of learning there was no significant difference at follow-up 1 ($p = 0.1$) or follow-up 2 ($p = 0.34$) when comparing the intervention and control groups.

To determine the level of control that the staff member considered the person with dementia to have over their own behaviour, the Controllability Beliefs Scale¹²⁰ was used, with a higher score indicating a higher level of control (15–75). The challenging behaviour scale was split into two subscales: high control and low control. Over the duration of the study, both the intervention and the control groups attributed a lower controllability rating, although neither follow-up 1 ($p = 0.56$) nor follow-up 2 ($p = 0.84$) showed a significant difference. In addition, although the lower controllability score increased at follow-up 1 and decreased at follow-up 2 but remained higher than baseline, the low control score was not statistically significant at follow-up 1 ($p = 0.20$) or at follow-up 2 ($p = 0.65$).

To understand the level of dementia knowledge, the Dementia Knowledge – 20 scale¹¹⁵ was used at baseline and follow-up 2 only. Within the scale there are two subdomains, dementia core knowledge and

dementia care knowledge, with a higher score demonstrating a higher level of dementia knowledge (0–20); however, this was low at baseline, it remained low at final follow-up and there was no significant difference at this time point ($p = 0.72$).

Sense of competence was measured using the Sense of Competence in Dementia care – Staff questionnaire,¹¹⁶ with a higher score demonstrating a higher perceived rating of competence (17–68). Sense of competence continually increased at follow-up 1 and follow-up 2 and, although not reaching significance at follow-up 1 ($p = 0.61$), showed statistical difference at follow-up 2 ($p = 0.05$), indicating that sense of competence significantly increased at final follow-up compared with the control group (Table 19).

Observational study of cognitive stimulation therapy in practice

The design was a multicentre, longitudinal observational study with people with dementia. Sites that were running or in the process of setting up CST groups completed minimal outcome measures at three time points with people with dementia participating in the CST and MCST programme (Figure 17). The measures were completed before the group started (baseline), at 7 or 14 weeks depending on how they implemented the CST programme (once or twice weekly) and after the MCST at 31 or 38 weeks. However, this end time point did differ when taking into consideration staff and group member availability and holidays. The intervention of CST was routinely offered in the care setting. The aim of this study was to determine whether or not groups were running in practice and to determine if the positive findings for cognition and quality of life for the person with dementia found in previous CST research⁵ could be demonstrated in practice.

TABLE 19 Secondary outcome measures and statistical significance

Measure	Subscale	Intervention	Baseline mean score (SE)	Follow-up 1 mean score (SE)	Significance	Follow-up 2 mean score (SE)	Significance
ADQ	Hope	Y	31.5 (4.20)	31.3 (1.51)	0.82	32.2 (1.68)	0.97
		N	30.8 (5.30)	31.1 (1.26)		32.2 (1.40)	
	Person centred	Y	18.3 (3.64)	19.8 (1.54)	0.18	19.1 (1.55)	0.95
		N	17.6 (3.28)	18.5 (1.30)		19 (1.30)	
BARCQ		Y	33.9 (17.25)	26.6 (4.79)	0.54	31.9 (6.92)	0.96
		N	35.5 (17.32)	28.5 (3.96)		32.1 (5.68)	
LTSI		Y	56 (7.20)	61 (2.76)	0.1	57.8 (3.21)	0.34
		N	55.6 (6.58)	58.1 (2.29)		59.8 (2.65)	
CBS	High control	Y	42.1 (7.48)	40.4 (2.37)	0.56	26.7 (1.45)	0.84
		N	41.4 (6.82)	41.3 (1.97)		26.5 (1.19)	
	Low control	Y	11.6 (4.05)	16.6 (1.90)	0.2	14.5 (0.67)	0.65
		N	11.9 (3.96)	15 (1.56)		14.3 (0.54)	
DK-20		Y	3.30 (0.12)	N/A	N/A	2.97 (0.23)	0.82
		N	3.15 (0.10)	N/A		2.89 (0.26)	
MSQ		Y	374.7 (53.07)	395.6 (12.93)	0.72	362.7 (22.48)	0.99
		N	373.2 (49.04)	392.2 (15.66)		362.5 (19.20)	
SCID-S		Y	54.5 (7.81)	58.3 (2.27)	0.61	61.4 (2.44)	0.05
		N	55.4 (7.92)	57.6 (1.87)		58.2 (2.00)	

BARCQ, Barriers to Change Questionnaire; CBS, Controllability Beliefs Scale; DK-20, Dementia Knowledge – 20; MSQ, Minnesota Satisfaction Questionnaire; N, no; N/A, not applicable; SCID-S, Sense of Competence in Dementia care – Staff questionnaire; Y, yes.

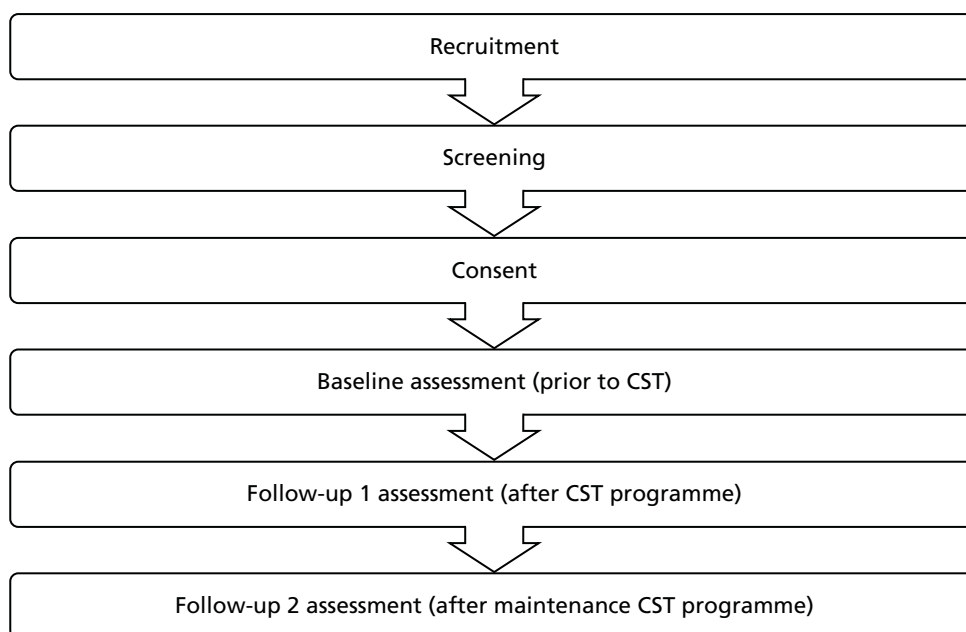


FIGURE 17 Flow diagram of observational study and assessment schedule.

Recruitment

Centres that were starting or running CST groups were approached and the staff were asked to complete measures of cognition and quality of life with the people with dementia taking part in the groups. If the staff were unfamiliar with the measures then the researcher agreed to complete the follow-up time points with the people with dementia. The centre type, level of staff experience and training were all recorded. The centres were given the MCST manual and staff training DVD. The recruited participants had a confirmed diagnosis of mild to moderate dementia.

Participants

Centres that were currently running or setting up CST groups were approached to participate in the observational study. It was explained that they would be expected to run the CST and MCST programme. Eleven centres were recruited, with some running more than one programme, providing us with 89 people with dementia. To participate, the people with dementia had to have a score of between 0.5 and 2 on the CDR scale,¹²¹ a diagnosis of dementia, adequate spoken and written English, the ability to participate in a 'meaningful' conversation and the ability to remain in a group for 45 minutes. The participants also needed to have adequate eyesight and hearing, be able and willing to give informed consent and have the ability to complete a cognitive and quality-of-life measure at three intervals over 1 year. Once between five and eight people with dementia in a centre gave informed consent to complete the minimal outcome measures with a staff member or researcher, the centre was recruited in to the study and a letter explaining their participation in the research was sent to the people with dementia's general practitioners (GPs). The interviews with people with dementia were carried out by a researcher or staff member who was trained to undertake the assessment and had training in Good Clinical Practice and taking informed consent.

Training package

The staff members in the centres had the CST manual or had previously attended CST training which included the CST manual. To participate in the research programme, in addition to the resources they already had the staff at the centre received the MCST manual and DVD.

Randomisation

No randomisation was necessary, as this was a naturalistic study of CST in practice, so people with dementia who were about to start the CST programme were approached and informed, and their consent was obtained.

Outcome measures

The primary and secondary outcome measures for people with dementia were completed at baseline (time 0) prior to the CST programme starting, and then post CST groups (time 1) (at 7 or 14 weeks depending on whether groups were implemented once or twice weekly). The final follow-up was completed after the MCST had been completed or the programme had ceased running (time 2). Sociodemographic information was collected about the person with dementia, including age, sex, ethnicity, diagnosis of dementia, type of diagnosis and medication. Medication was recorded at each follow-up to mark any differences for the duration of their participation in the trial.

- The primary outcome was cognition as measured by the MMSE.⁴⁵ The MMSE has a score of up to 30 points and is widely used as a brief indicator of level of cognitive impairment. It has good reliability and validity.
- The secondary outcome measure was quality of life as measured by the QOL-AD.⁸⁹ The QOL-AD is a 13-item scale measuring different aspects of life. The scale totals 52 points and higher scores indicate better quality of life. It has good internal consistency, validity and reliability.¹²²

Consent

Ethics and local R&D approvals were obtained and all participants provided informed consent to participate in the trial. The British Psychological Society's guidance on the evaluation of capacity was adhered to, as it was in the MCST trial.¹¹¹

Blinding

Blinding was unnecessary for the staff members and researchers, as each person with dementia had the opportunity to participate in the CST and MCST programme and the staff members or researcher were completing the assessment at each time point.

Analyses

Analysis was a pre–post analysis based on intention to treat, in that all collected data made available by the person with dementia were included, regardless of whether or not that person completed the programme. Imputation methods such as last observation carried forward are of limited use in dementia, as there is the expectation of gradual decline and that participants will be lost through illness or death. A linear regression model was used when there were missing data to predict the missing value and impute the total when possible. The sample size calculation accounted for the number of people expected to be available at the study end point. All participants were in receipt of the CST and MCST programme. Analysis took into account the evaluation at 24 weeks after CST as the primary end point. The secondary analysis considered the effects immediately following the CST programme. Age, sex, AChEI and baseline scores on the two scales being measured were entered as covariates, together with 'centre' entered as a random factor.

Ethics arrangements

Risks and anticipated benefits for trial participants

As per the previous study, no documented harmful side effects from participating in either CST training or the running of the CST and MCST programme were apparent and any SAEs were reported to the chief investigator.

Results

Demographics The majority of the sample was female (57%) and white (94%), with a mean age of 80 years. Just over half were diagnosed with Alzheimer's disease (51%), with 17% diagnosed with Alzheimer's and vascular dementia, 16% diagnosed with vascular only and the remaining 16% diagnosed with another type of dementia or unknown. Approximately two-thirds were on dementia medication (62%), with 35% accessing the CST groups through a memory clinic (35%), although overall 91% were in a specialist dementia setting (*Table 20*).

TABLE 20 People with dementia demographics (*n* = 89)

Demographic	Frequency
Sex, <i>n</i> (%)	
Female	51 (57)
Ethnicity, <i>n</i> (%)	
White	84 (94)
Age in years (mean)	
48–92	80
Type of dementia, <i>n</i> (%)	
Alzheimer's	45 (51)
Alzheimer's and vascular	15 (17)
Vascular	14 (16)
AChEIs, <i>n</i> (%)	
Yes	55 (62)
Type of centre, <i>n</i> (%)	
Memory clinic	31 (35)
Specialist dementia setting, <i>n</i> (%)	
Yes	81 (91)

If the CST programme was adhered to twice weekly and followed up immediately with the MCST programme, a person would be expected to participate for 7 months and 21 days. For the centres that delivered the CST twice weekly, the amount of time spent in the trial (from baseline to final follow-up assessment) ranged from 7 months and 23 days to 9 months and 6 days. When the CST programme was run once weekly and followed up with the MCST programme, a person would be expected to participate for 9 months and 14 days. The amount of time participants spent in the trial ranged from 8 months and 27 days to 12 months and 29 days. The variation in time was accounted for by practical issues such as time constraints, lack of staffing, transport difficulties or lack of group members.

Cognition

Cognition as measured by the MMSE⁴⁵ remained stable over the time frame of the CST and MCST programme. At baseline, 89 participants ranged in score from 7 to 30, with a mean score of 21.2. At follow-up 1, 62 participants ranged in score from 10 to 29, with a mean score of 22. At follow-up 2, 55 participants ranged in score from 4 to 30, with a mean score of 21.4 (*Table 21*).

TABLE 21 Details of participants' cognition

Time point	MMSE score			
	Range		Mean	SD
	Lower	Upper		
Baseline	7	30	21.2	4.6
Follow-up 1	10	29	22	4.8
Follow-up 2	4	30	21.4	5.6

A paired sample *t*-test was conducted to evaluate the impact of CST on cognition at baseline and final follow-up scores. There was no statistical significance difference in MMSE scores from baseline (mean = 21.36, SD 4.9) to final follow up (mean = 21.42, SD 5.68) [$t = -0.138, p = 0.891$ (two-tailed)]. The mean increase in the MMSE scores was 0.06 with a 95% CI ranging from -0.85 to 0.74. The eta-squared statistic (-0.14) indicated no effect size (Table 22). A paired sample *t*-test was also conducted between baseline and follow-up 1; however, there was no statistical significance between time points ($p = 0.16$).

Quality of life

Quality of life as measured by the QOL-AD⁸⁹ increased slightly over the time frame of the CST and MCST programme. At baseline, 89 participants ranged in score from 0 to 49, with a mean score of 35.7. At follow-up 1, 62 participants ranged in score from 24 to 49, with a mean score of 36.8. At follow-up 2, 56 participants ranged in score from 25 to 47, with a mean score of 36.7 (Table 23).

A paired sample *t*-test was conducted to evaluate the impact of CST on quality of life at baseline and final follow-up score. There was no statistical significance difference in QOL-AD scores from baseline (mean 36.34, SD 7.63) to final follow-up (mean 36.7, SD 5.3) [$t = -0.43, p = 0.667$ (two-tailed)]. The mean increase in the QOL-AD scores was 0.39 with a 95% CI ranging from -2.21 to 1.43. The eta-squared statistic (-0.00) indicated no effect size (Table 24).

Discussion

This project pragmatically evaluated the effectiveness of staff training and outreach support by increasing the delivery of CST in practice by outreach support intervention in both new (STANDOUT trial) and experienced (MONOU trial) CST practitioners. The MONOU trial provided a naturalistic evaluation of the benefits of manual only versus manual and training in CST implementation, and both the STANDOUT and MONOU trial identified staff and situational factors that impeded or facilitated CST implementation. It also allowed the research to demonstrate, on a large scale, the knowledge, views and understanding, and

TABLE 22 Paired *t*-test of participants' cognition

Paired sample statistics	Mean	SD	SE
MMSE baseline	21.36	4.9	0.66
MMSE follow-up 2	21.42	5.68	0.77

TABLE 23 Details of participants' quality of life

Time point	QOL-AD score		Mean	SD
	Lower	Upper		
Baseline	0	49	35.7	7.7
Follow-up 1	24	49	36.8	5.6
Follow-up 2	25	47	36.7	5.3

TABLE 24 Paired *t*-test participants' quality of life

Paired sample statistics	Mean	SD	SE
QOL-AD baseline	36.34	7.64	1.02
QOL-AD follow-up 2	36.73	5.30	0.71

approach of staff members to dementia in a variety of care settings nationwide with the secondary outcome measures.

As outreach support was rarely accessed, it may seem unsurprising that there was no statistical difference in the delivery of the CST programme between the intervention and TAU groups. However, this study shows similar uptake of CST (one in three) to that in the previously conducted pilot study¹¹⁰ after 1-day training for the STANDOUT trial. There was an increase in both the intervention group (51%) and the TAU group (43%), compared with the 33% reported in the pilot study. This indicated that the outreach support increases the uptake of CST; however, it may be that research involvement inflated this figure also, as when the centre enrolled in the study they agreed to intend to implement the programme. One might expect this initial effort to have dwindled by the time of implementing the MCST programme but this study demonstrates that, with the additional outreach support, the centres were more likely to run MCST following on from the original programme.

The secondary outcome measures provided a useful overview of staff perceptions and knowledge before, during and after the research study, and there was an indication that the intervention improved staff sense of competence. However, it is important to consider the situational factors that impeded the running of the CST and MCST programme. In particular, staff left posts because of restructuring, left their current post or retired, or there was a lack of staff or a lack of suitable participants when considering the inclusion criteria or the time frame of the study. There was a higher than expected dropout rate that could be attributed to these reasons; however, another reason was that staff who did not run the programme felt that it was unnecessary to complete the questionnaire or staff did not have enough time to complete it. On reflection the questionnaire could have been shortened in attempt to maintain a higher retention rate.

In relation to the observational study, it provided an evaluation of long-term cognitive and quality-of-life benefits of CST and MCST in practice. It is the first study to measure outcome measures with people with dementia when only staff members are delivering CST and MCST as part of usual care. Although there were no statistically significant differences from baseline to final follow-up in either cognition or quality of life, the scores remained stable over the time frame of the programme. This is useful as previous research has suggested a decrease of 2–4 points on the MMSE over time frame of a year and a half.¹²³

Although this study looks at groups in practice, and this was reflected in the time frame of the follow-ups, it would be useful to conduct a trial in which staff members in centres emulated the time frame the researchers followed in previous work¹¹¹ so that it would be possible to make a direct comparison.

Conclusions

In conclusion, the project has attempted to demonstrate the potential benefits of offering outreach support to dementia care staff across a variety of settings. There is no statistical difference between the intervention and TAU groups in running CST. However, those in the intervention group were more likely than those in TAU to go on to run MCST. Positively, in the delivery of CST no groups were considered poor, with all in the OK–good range (≥ 3 group members) and the majority in the latter category. However, this rating did diminish slightly for the MCST programme, for which the majority were in the OK range. There were more groups run among the staff recruited as part of the MONOU trial, and this could be attributed to the staff's prior experience in delivering CST making them more adept at running the programme.

There was no significant difference in secondary outcome measures when comparing the intervention group with TAU, apart from the staff members in the intervention group at final follow-up considering themselves more competent. It is a positive finding that staff in receipt of outreach support consider themselves more competent, although it would also be useful to develop a measure to determine if this is evident in practice.

With regard to the observational study, there may not have been an improvement in cognition and quality of life over the duration of the programme; however, maybe just as importantly, there was no deterioration in scores either. This is important as the CST originally designed to be run twice weekly was also implemented

once weekly and this did not affect the cognition and quality-of-life scores. A future trial would be useful to control the frequency in delivery of the CST, the time frame of completing the assessment time points and the rigorousness of the inclusion criteria required to participate in the programme.

Overall, this study has made a positive step towards demonstrating the benefits of offering outreach support to staff in delivering CST as part of their usual practice. Although the support may not be able to overcome the wider factors that might impede the successful delivery of the programme, such as organisational change, it does appear to build on the staff members' perceived levels of competence and increase the delivery of the MCST programme following on from the original programme.

Focus groups about the experience and effect of maintenance cognitive stimulation therapy

Three focus groups were undertaken with people with dementia taking part in the observational study and the staff facilitating these sessions. The results were originally written up by Priyanka Chauhan, a BSc (Bachelor of Science) psychology student supervised by Professor Martin Orrell, entitled 'The experience and effect of Maintenance Cognitive Stimulation Therapy (maintenance CST): The perspective of people with dementia and maintenance CST group facilitators'. However, the focus groups were co-run and supported by a researcher (Amy Streater) as part of the SHIELD programme.

Aim

The study explored the experiences and effects of participating in the MCST programme by conducting semistructured interviews with people with dementia and CST facilitators. It also aimed to explore the mechanisms of change and compare the findings with those of a previously conducted study¹¹⁰ on the experiences of CST to determine if the MCST continued the perceived benefits identified from the original programme.

Sample

Ten people with dementia who had completed the CST programme and were part way through the MCST programme were recruited from an East London community day centre for older people. The mean age was 84 years and the sample was made up of four male and six female participants. There was a mean baseline MMSE⁴⁵ score of 16, indicating a moderate level of impairment. All had completed the CST programme and were up to the sixth MCST session.

Five staff members were recruited that had previously acted as a cofacilitator or main facilitator in running the CST programme and were in the process of running the MCST programme with the people with dementia recruited into the study. The day centre was purposefully chosen as it had previously been enrolled in the MCST research project¹¹¹ and staff had gone on to run their own groups following on from the research, it was considered that the staff were experienced enough to provide an in-depth experience of the MCST programme. The staff members either had attended the CST training day or had the CST 'Making a difference' manual. All staff members were female and between them they had an average of 11 years of dementia care experience.

Inclusion criteria

People with dementia were initially approached if they had completed the CST programme and regularly attended the MCST programme that was currently under way at the centre. However, they also needed to (1) have met the DSM-IV¹²⁴ criteria for dementia, (2) have scored between 10 and 24 on the MMSE,⁴⁵ (3) be able to adequately communicate, (4) see and hear well enough to participate in the group, (5) not present behaviour or have a physical illness that could limit their participation, and (6) not have a diagnosis of a learning disability. These inclusion criteria were used to ensure that people could adequately participate and provide useful information in the focus group.

The staff members were considered eligible to participate in the focus group if they had participated in the running of the CST and MCST programme and met with the service users accessing CST at least

twice weekly; this was considered sufficient time for staff to be familiar enough with the service users that they could comment on everyday effects that might arise from the MCST programme.

Procedure

Managers were approached 1 month before the focus groups were undertaken to gauge their level of interest and identify potential participants from both staff and people with dementia. A week prior to the focus groups being undertaken, a researcher approached the staff and people with dementia and went through the information and consent form, allowing any questions to be asked. The researcher went through the information sheet and consent form again on the day of the focus group and discussed this with the participant for a second time before informed consent was obtained. Consent was obtained in accordance with the British Psychological Society⁴⁰ guidelines and ongoing consent was adhered to; participants were reminded that they could withdraw at any time and no adverse consequences would result from this.

Materials

A discussion guide was devised, based on the findings from a previous study,¹¹⁰ to guide the conversation. This allowed a reliable comparison to be made between the person's MCST experience and the original CST programme. Questions were created with the aim of understanding any mechanisms of change that might be occurring; this was in relation to a person-centred approach (PCA).¹²⁵ Swaab's theory of stimulating underused cognitive ability¹²⁶ and the biopsychosocial model¹²⁷ were explored. All focus groups were audio-taped and field notes were taken by a cofacilitator to document any useful non-verbal communication and interaction of group members that might have been lost in the transcription stage of the data analysis.

Data analysis

The data analysis followed the stages of framework analysis¹²⁸ and followed the principles of thematic content analysis.¹²⁹ Each focus group transcript was analysed with the following steps: (1) immersion in the data; (2) categorising the data to identify a thematic framework; (3) coding; and (4) interpretation and association. In the first stage it consisted of the researcher familiarising himself or herself with the general ideas generated from the focus group discussion that were identified from reading the transcripts. In stage 2, 'open coding'¹³⁰ was used to categorise the data into general themes, followed by themes more representative of the data. To ensure the validity of the themes, a second researcher also analysed the transcripts so that a final set of themes was agreed by both researchers. The third stage involved the coding of the transcripts in accordance with the thematic framework and this was then followed by the final stage of interpreting the findings in accordance with the existing literature.

Results

After the data were analysed, two main themes emerged across the three focus groups. The first was 'positive experiences of being in the group' including the subthemes 'enjoyable company', 'positive feelings' and 'benefits of a smaller group'. The second theme identified was 'cognitive stimulation and cognitive benefits', with the subthemes 'importance of and improvement in communication', 'importance of variety' and 'improvements in memory'.

In the following quotations, to clarify who was speaking, P will be used to identify a person with dementia and S will be used to identify a staff member.

Positive experiences of being in the group

Enjoyable company People with dementia emphasised the building of relations resulting from their participation in the programme and time spent with others as key reasons that they enjoyed the sessions. They openly expressed their enjoyment and appreciation of interacting with others, including the staff.

It's nice to have a group, it feels like you've got friends.

P

Current affairs was discussed as being the most enjoyable activity (see *Importance of conversation*); however, people with dementia were receptive to all of the activities in the programme and emphasised that the company of others was the primary reason that the sessions were enjoyable.

I'm never bothered about what they are going to discuss, I can be a listener as well as a talker . . . when I'm with people the atmosphere does me.

P

Positive feeling People with dementia often reported feelings of happiness and feeling lifted and more relaxed. Some also mentioned that they could recall the MCST session later when they were at home, demonstrating lasting effects beyond the group itself.

It's nice, when you get indoors you're relaxed and in your mind you can see it all over again. You're doing it all over again in your mind, you relive it.

P

Another repeated positive feeling was that of being valued and comfortable.

Nobody's taking the quiet mick out of anybody.

P

Staff members also noted that the group members felt a sense of inclusion and that the attendees highlighted the group they attended as 'theirs'.

They ask each other 'Which group are you going?' and he says 'No, no, no, I'm going to my own group, this is my own group'.

S

Benefits of a smaller group Staff members felt that the larger group size usually used for activities in the day centre (group size of 12) would not generate the positive feelings demonstrated by the CST group members. Having a group size of between five and eight people facilitated the positive feelings. People with dementia were also aware of the difference in numbers.

She's allowed to say what she wants to say. I think because it's a smaller and it's a happy group as we say.

S

When we amongst a lot of others (common areas), it's not the same.

P

However, the point was made that a balance had to be struck in terms of group size so that groups did not get too small with the potential to bring in new members.

We've been so small we haven't diversified a lot. I'd like to see us know get more people in here so discussions become more broad and diversify.

P

Cognitive stimulation and cognitive benefits

Importance of and improvement in communication Both staff members and people with dementia believed that cognitive stimulation occurred through discussion. Discussion is one form of cognitive stimulation with the MCST programme, as it helps to facilitate the learning of new information and allows

people to express their opinions. All participants rated a session theme entitled 'Current affairs' the most enjoyable.

It is nice to hear other people's opinion, you think to yourself, 'Oh I never thought of that'. It livens you up.

P

You can develop some sort of discussion and people will join in it, irrespective whether they like it or not, and that gives a feeling that they appreciate you and don't want to decline what you're saying.

P

Staff members noticed improvements in people with dementia's ways of expressing themselves and identified an increase in their willingness to communicate and participate in the MCST group.

She never used to say much, but in the group she's got loads to say, I just have to sit back and listen to her, just going on and on and she won't stop you know.

S

She's thinking about things and more confident about expressing her opinions.

S

Importance of variety The staff members clearly felt that cognitive stimulation occurred owing to the range of activities and discussion topics available and raised the idea that the variety of sessions would be key to the continuing success of the MCST programme. The service users also emphasised the importance of flexibility and choice within the programme that would not be possible without there being a variety of sessions.

You've got different sections to it, you've got the reminiscence you know, you've got the newspapers, you've got the activities so even if there is something that they are not interested in the activities, but you might find that they would have a lovely discussion during the newspaper reading. There is always something for someone.

S

They [staff] allow a free discussion . . . it creates a good atmosphere, it gives people confidence then to talk.

P

Improvement in memory Both service users and staff reported that the sessions aided recall and led to specific improvements in memory, such as the repetition of the group song or orientation to the current time and place.

They didn't even know the road that the day centre was on . . . now as soon as we sit down . . . they can tell you the resource centre, [road name], even the postcode now.

S

I'm using it more . . . I was becoming really as if I had no memory at all. Since coming here it's revived it all.

P

Discussion

This study aimed to explore the experiences and effects of the MCST programme for people with dementia and the perceptions of the facilitators. It also looked to identify possible mechanisms for change and to see if the findings of this study were comparable with the themes identified in the CST programme,¹¹⁰ to see if

the MCST programme sustains the positive experiences and effects when it follows on from CST. The identified themes indicate that there is a similarity between the experiences and effects of CST and those of the MCST programme, and each theme ties into at least one of the mechanisms of change explored: Kitwood's PCA,¹²⁵ Swaab's theory of stimulating underused cognitive abilities¹²⁶ and the biopsychosocial model.¹²⁷

Comparison with Spector *et al.*¹¹⁰ CST findings

The first theme identified was 'positive experience of being in the group', which was identified in the previous study. Within this theme, 'positive feeling' was also found in the 2011 study and within this were feelings of enjoyment, relaxation and something to look forward to. The second subtheme, 'enjoyable company', corresponds to the identified subtheme in the previous study of 'supportive and non-threatening environment', as both recognise the positive effects of relationship building between group members and with the facilitators. A difference in the main theme between this study and that by Spector *et al.*¹¹⁰ is that the latter did not find the subtheme of 'benefits of a smaller group' and this study did not report the service users gaining and remaining confident for the remainder of the day after CST. However, the increase in confidence for people with dementia had been identified through their family caregivers and, as this demographic was not used in this study, it cannot be assumed that this is different for the MCST programme. However, it is important to note that staff members noticed that for some people with dementia their increased confidence outside the group could be considered evidence of their enhanced confidence (see *Importance of and improvement in communication*).

Two of the subthemes, 'cognitive stimulation and cognitive benefits' and 'importance of and improvement in communication', tally with the subtheme 'positive experience of being in the group' as identified in the 2010 study. Within this were the subthemes 'finding it easier to talk' and 'sharing a diagnosis', which can be considered reasons for improvement in communication. An increase of confidence in communication ties in with the first theme of 'positive experience of being in the group', as comfort in a smaller group size, valued contributions and friendship can lead to a heightened confidence in expressing oneself. The corresponding subthemes demonstrate that the opportunity that is created in CST to discuss, give and receive opinions is a factor in the perceived success of the CST and MCST programme. It would seem unlikely that conversation would have been an important element without having 'positive feelings' and the 'benefits of a smaller group'. The importance placed on opinion links into the CST key principles of opinion over fact and implicit learning, both of which fall under 'positive person work' (PCA). Placing value on what people say rather than on the factual content or accuracy of what they say increases their confidence in expressing their opinion. The subtheme 'importance of variety', under the main theme of 'cognitive stimulation and cognitive benefits', did not correspond to the Spector *et al.*¹¹⁰ study, yet it was a key point of agreement in this study (see *Mechanisms of change*); however, this might have been emphasised owing to the extended duration of the MCST programme.

Both a general and a specific improvement in memory were identified in Spector *et al.*¹¹⁰ and in this study. It could be argued that 'improvement in memory' resulted from the use of reality orientation,¹³¹ as a result of the reality orientation board used for every CST and MCST session and the repetitiveness of the implicit information processing (group name, song, location) as well as the session structure as presented in both the CST and MCST manual. This can be related to the subtheme of 'positive experience of being in the group', as one might expect that, without an environment conducive to participation and enjoyment, the likelihood of someone becoming actively involved in the discussion and activities might decrease and, in turn, lead to a negative impact on their memory and cognition.

Mechanisms of change

An analysis of the mechanisms of change was necessary to develop an understanding of what is effective in relation to CST. Two of the themes emerged in this study, 'benefits of a smaller group' and 'importance of variety', that can be considered mechanisms of change. As both the Spector *et al.*¹¹⁰ and this study identified 'positive experience of being in a group' as a theme, it is apparent that both the CST and MCST programmes created an environment that facilitated 'positive feelings' of value and inclusion as well as the building of relationships. This theme is evidence of the benefits of using a PCA.¹²⁵ A PCA places emphasis

on seeing the person with dementia as a person and an individual, rather than defining them according to their diagnosis.

The 'benefits of a smaller group' subtheme appears to fit well as part of a PCA¹²⁵ as it encourages more in-depth relationships, something one might expect to be harder with a larger group. The possibility of developing friendships in a small group might encourage the active participation of each group member and increase the cognitive benefits of CST.¹²⁶ So, although a larger group might adhere to the same principles, it may not demonstrate the same benefits for the group members.

The variety of activities and current affairs to be discussed at the beginning of each session follows another key principle of CST: choice. Allowing choice reiterates that the group belongs to the group members and increases the chance of catering to each person's needs and interests, further facilitating the use of a PCA. The flexibility of variety is in keeping with the biopsychosocial model,¹²⁷ which states that treatment should consider the fixed biological factors as well as the changeable psychological and social factors when working with a person with dementia. This model works with CST as it identifies the fixed factors that are reflected in the inclusion criteria of the therapy of scoring 10–24 on the MMSE,⁴⁵ as well as the tractable factors such as sensory impairment when it is necessary for the person with dementia to see and hear well enough to participate in the programme.⁶ The biopsychosocial model does link in with the inclusion criteria used for participation in the programme but it is more strongly related to the psychological factors as recognised in the model. CST as a psychosocial intervention creates a social support network through the group format of the therapy leading to improvements in social relations and uses a multisensory stimulation through the session themes and materials to encourage implicit mental stimulation (psychological tractable factor). An understanding of the person's history, personality and beliefs before starting CST emphasises a PCA as this can be considered when running discussion or activities. The variety offered by CST also allows for personal psychology and individual differences to be taken into account when creating sessions that can cater for a range of interests.

Limitations

The study focused on the opinions generated from the people with dementia participating in the programme as well as those of the staff members facilitating the groups. As the staff members were familiar with the service users, it was not considered necessary to include family members. However, when conducting the focus group, staff did not feel comfortable commenting on the possible after-effects of MCST. Staff might also be unaware of the person with dementia's feelings about the group, whereas the service user might be more open with a family member about their experiences. So, focus groups run with family members might be useful when considering the after-effects and a more in-depth understanding of the perceptions of the MCST programme.

Owing to the limited time frame of the study the focus groups were conducted after the sixth session of MCST. The full maintenance programme is run over 24 weeks so the opinions expressed were after one-third of the programme had been delivered. It could be considered that focus groups conducted at the end of the MCST programme would be more beneficial in getting a truer account of the experience of the programme, as in the study the people with dementia could discuss the experience of the first six sessions only. This point might not be as relevant to the staff as they were able to draw on their previous experience of the MCST programme, having delivered it prior to the current group.

As there was a time constraint on collecting the data, only one centre could be recruited into the study. This might have biased the results as the feedback on the MCST programme was specific to the delivery of it in that particular centre. There was also a small number of participants (10 people with dementia and five staff members) and so the amount of feedback was limited to a small sample size. However, the same thoughts about the programme were mentioned across the three groups, so it might be that more participants would not necessarily generate any additional themes but rather would strengthen those already identified in this study.

Conclusion

This study used focus groups to explore the experience and effect of MCST with people with dementia and staff members, and in addition looked at the mechanisms of change and compared the findings with those of a previously conducted study on service users', family members' and staff members' experience of CST.¹¹⁰ This study identified that the experience of MCST closely matched the experience of CST and that MCST appears to preserve the perceived benefits across the duration of the programme. The main themes identified were 'positive experience of being in the group' and 'cognitive stimulation and cognitive benefits', and both of these can be indirectly related to one of the mechanisms of change (PCA and benefits of a small group). Further research is required to look further at the mechanisms of change identified in both quantitative and qualitative methods and relate this to CST and MCST to determine what is most important in attempting to further understand and increase the benefits for people with dementia.

Chapter 3 Peer support and joint reminiscence for people with dementia and their carers

Work package 1: development of a Carer Supporter Programme training package

The CSP (RYCT) trains experienced carers to support newer carers of people with dementia; reminiscence groups are also held jointly for people with dementia and their carers to maintain quality of life and improve relationships.

Our intervention was developed from the BECCA trial²⁹ of a carer support intervention in which trained volunteer lay workers befriended family carers of people with dementia for companionship and conversation.²⁹ Supporters did not necessarily have personal experience of caring for a relative with dementia, but the most successful volunteers were those who were ex-carers. Building on the BECCA work, we focused on the involvement of family carers in the development of a peer-support programme in which newer family carers are matched with and then supported by current or former family carers of people with dementia who provide a listening ear, conversation and companionship, moral support and signposting to useful organisations and services.

In developing the CSP package, we followed consensus methods involving principles of good practice (i.e. clarity and transparency, respect, diversity, flexibility and accessibility) and meaningful involvement.³⁵ Service users (people with dementia and their family carers) were involved in the development of the intervention using two consultation methods, which are not commonly participated in by service users.³³ As shown in *Figure 18*, these were a modified Delphi process and consensus conference to develop the content of the intervention (study 1) and a consultation to develop and refine information and consent documents (study 2).

Study 1: modified Delphi and consensus conference

Aim

To develop a peer-support intervention from the carer perspective in consultation with service users.

Design

A combination of a modified Delphi process^{132,133} and consensus conference¹³⁴ was used to explore the details of the peer-support programme from the carer and volunteer perspective. A combination was used to allow participants to respond personally and privately, but also to provide an opportunity to discuss their ideas and concerns.

Participants

Service users and stakeholders were approached through organisations with an interest in dementia, family carers, peer support/voluntary work, NHS organisations and universities. Twenty-five people expressed interest in taking part and completed round 1 of the modified Delphi process. Of these, 21 attended the consensus conference. The delegates comprised eight current and former carers, seven members of voluntary organisations supporting carers and people with dementia or representing volunteers, three clinical health professionals, an academic specialising in the area and two others (did not specify). Round 2 was sent to the original 25 stakeholders as well as to an additional eight who had become involved as the project progressed. In round 2 five questionnaires were returned from three former family carers (one of whom had also worked with carers), one current family carer and one representative of a charity for people with dementia and their carers.

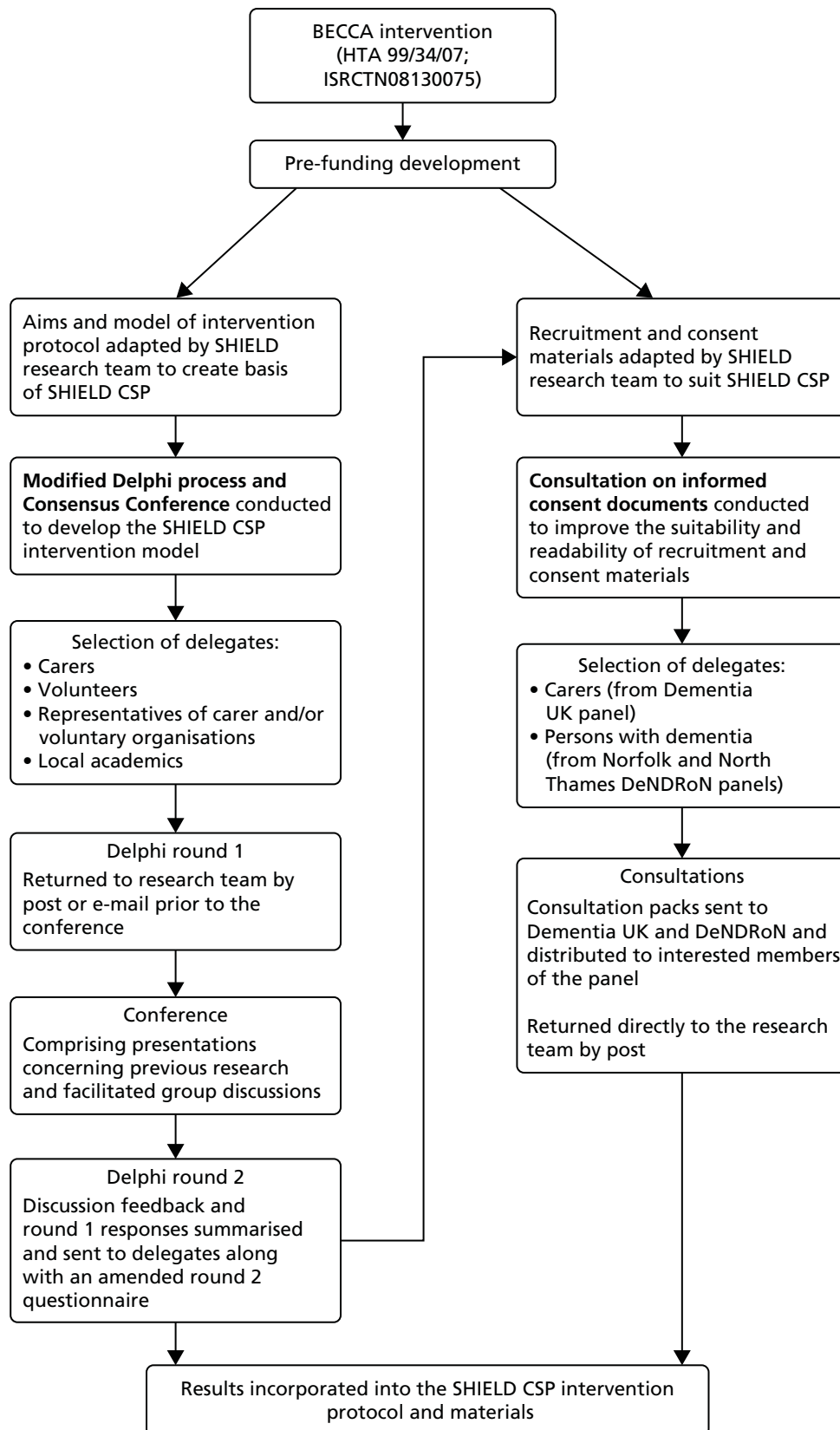


FIGURE 18 Model of consensus methods used in the development of SHIELD CSP (study 1, modified Delphi and consensus conference). DeNDRon, Dementias and Neurodegenerative Diseases Network.

Method

Three weeks before the conference, a round 1 Delphi questionnaire was sent along with copies of the raft participant information sheets and related recruitment materials to provide context to the proposed peer-support intervention. Delegates were required to complete the questionnaire before attending the conference and either post it back to the research team or hand it to the team on the day. The questions concerned the intervention name, the role of the peer supporter, the content and duration of training, desirable peer-supporter characteristics, the criteria to be used to match peer supporters with family carers (matching criteria), support for peer supporters and monitoring the matches for research purposes. These items were developed by the research team with reference to the service user feedback for BECCA, along with ideas and concepts trialled by other research groups in their work with peer supporters.¹³⁵⁻¹³⁷

During the conference, round 1 data were analysed and the results were presented for discussion. The delegates were split into smaller groups, with careful consideration given to creating heterogeneous groups, as these can be the most productive when aiming to explore uncertainties and develop ideas.¹³³ Each group was given a question from round 1 to focus on, facilitated by a member of the research team who made notes on a flip-chart. These notes were used to feed back to the larger group and were also a record of the discussions held.

After the conference, the round 1 results were analysed in more detail with particular focus on identifying areas in which consensus had not been reached. Each question was scored on a six-point Likert-type scale measuring strength of consensus (where 1 = unimportant/unsuitable/unfeasible and 6 = important/suitable/feasible). The delegates were also asked to rate their most preferred and least preferred options. The responses to the question items were summarised as medians, with higher medians indicating higher importance/suitability, as these are more robust than means and provide a better indication of distribution of consensus as opposed to central tendency.¹³³ Percentages were also calculated for most preferred and least preferred options. By using these two response formats, it was possible both to understand the extent of overall consensus (through most and least preferred options) and to assess the strength of consensus by analysing the medians for each item. The scores from all of the delegates were given equal weighting, regardless of perceived 'expertise', meaning that the responses of service users were equal to those of other delegates working professionally in the area.

Items with the lowest medians (1 and 2) were excluded from round 2. Items with highest medians (5 and 6) were also excluded because consensus was that these items should clearly be incorporated. Items with median scores of between 3 and 4 were included in the round 2 questionnaire along with clarifying information. This information was based on identified areas of confusion and disagreement from notes taken during the conference. For instance, the difference between 'giving advice' and 'sharing experiences' was raised as an issue during the conference as it was not clear as to how they differed in reality. An item had been included on 'giving advice' to raise debate. 'Advice giving' had been explicitly placed outside the remit of the BECCA befriending volunteers, given the potential legal ramifications of providing advice. However, carers would often state that they would 'value the advice' of a more experienced peer. Definitions and further information were provided in round 2 to set out some distinction. A summary of the consensus conference discussions held were incorporated into round 2 and more space for open-ended responses allowed delegates to clearly outline their views, reducing the need for a third round. Thematic analysis was carried out for all open-ended responses. The analysis was inductive (data driven) with themes defined as specific patterns of interest within the participants' responses.¹³⁸ A third round was found to be unnecessary as disparate views had been resolved at the end of round 2. The results from rounds 1 and 2 (including the thematic analysis of round 2 comments) are presented together to illustrate the delegates' contribution to the programme through the consensus process.

Results

Name of intervention and intervention providers

The peer-support programme was planned at a time when the Expert Patient Programme was being evaluated, and the parallel initiative for 'Expert Carers' was in development. The term 'expert carer' has been used in different ways,¹³⁹ but preliminary conversations with stakeholders made it clear that even the most experienced family carers were uncomfortable with the 'expert' label. The programme was given the working title 'Experienced Carer Programme', in which peers would be referred to as 'experienced carers'. As carers provide support to other carers, it was essential that service users were involved in naming the intervention. The delegates were presented with a number of alternative names to describe the peer supporters and were asked for further suggestions. The options included expert carer, mentor, buddy, experienced carer and carer supporter. Round 1 indicated that delegates thought that peers providing the intervention preferred the terms experienced carer and carer supporter (both medians = 5). Experienced carer was the most preferred option ($n = 7$ of 12 responses; 58.3%), whereas buddy was the least preferred option ($n = 8$ of 13 responses; 61.5%). The conference delegates also thought that experienced carer and carer supporter would be the preferred terms for people receiving the intervention and both received a median of 5, with experienced carer ranked as most preferred ($n = 6$ of 10 responses; 60%), followed by carer supporter ($n = 4$ of 10 responses; 40%).

To reach an effective consensus (and allow time for discussion of the content of the intervention), a nominal group technique was used.¹⁴⁰ The delegates were asked to vote on potential names, including those presented in the round 1 questionnaire and a series of names suggested by the delegates during the nominal group. Two rounds of voting took place. In the second round carer supporter was most popular with 15 votes, whereas experienced carer received eight votes. Carer supporter was preferred, as it more accurately described the role of the volunteer, and former carers objected to the term experienced carer, as 'experienced' was a difficult term to define. On this basis, the intervention was renamed the SHIELD CSP.

The role of the carer supporter

The delegates were also consulted on the types of support the carer supporters should provide to help to build the newer carers' confidence in their caring role. The median scores were ≥ 5 for all items other than specific training (median = 4) (Table 25). In round 1, 'providing encouragement and moral support' was rated as most important ($n = 4$ of 8 responses; 50%). The delegates were less certain about the

TABLE 25 Median scores for role of carer supporter (Delphi round 1; $n = 19$)

Role of carer supporter	Median	Interquartile range
Providing encouragement and moral support ^a	6	0
Listening to carers' experiences	6	0
Signposting to services and/or resources	6	1
Encouraging carer self-care	6	1
Talking about common challenges of caring for a person with dementia	5	2
Supporting problem-solving	5	2
Chatting about life outside/beyond caring	5	2
Meeting with both the carer and person with dementia	5	2
Specific training tasks/exercises to compete with newer carer ^b	4	1

a Most important option ($n = 4$ of 8 responses; 50%).

b Least important option ($n = 4$ of 7 responses; 57.1%).

Note

Six-point Likert-type scale (1 = unimportant; 6 = essential).

importance of carer supporters providing specific training or completing exercises from a 'toolkit' with the new carer. This was echoed in discussions during the conference focusing on the importance of building an open and flexible relationship based on trust, companionship and encouragement.

In round 2, respondents were asked more specifically about the use of a 'toolkit' consisting of optional exercises that carer supporters could use during their meetings with carers to aid communication,¹³⁶ such as asking newer carers to talk about their role as carer and the obligations they may feel, the history of their relationship with the person they care for, their social circle to identify 'helpful others' and any future concerns. The results indicated that a toolkit was not popular (median = 2). Thematic analysis of open-ended responses from former family carers revealed that the role of the carer supporters should be to meet the needs of the carer. This could be as simple as being there to listen, which was actually seen as being the most important aspect of the role:

Not having someone to talk to is one of worst aspects of caring for someone with dementia. To have opportunity to talk with someone else who is caring, or has cared, is very valuable.

ID [identification data] 2

As such, a toolkit would not help to build the relationship and, for this reason, specific tasks were not incorporated into the SHIELD CSP intervention model at this stage but were discussed further with family carers during the pilot training for carer supporters once the trial had started.

Training content, duration and techniques

The carer supporter training intended to provide a mix of good practice guidelines and support skills. The research team suggested specific training topics to achieve this, such as information about dementia, services and resources, supporting self-care, problem-solving and the use of 'standard scripts' to introduce specific topics or tasks. In round 1 all items but one received a median score of > 5, and were seen as being important aspects of training (Table 26). Responses from both the round 1 questionnaire and the consensus conference discussions indicated that, although it was important to be an emotionally supportive peer, carer supporters should also have a strong knowledge base about dementia and dementia services/resources.

TABLE 26 Median scores for training: content, duration and techniques (Delphi round 1)

Training	Median	Interquartile range
Topics for volunteer training (n = 20)		
Information about dementia ^a	6	0
Information about services and resources ^b	6	0
Supporting self-care ^b	6	1
Supporting problem-solving ^b	5	1
Standard scripts to introduce specified topics or tasks/exercises (n = 19) ^c	4	3
Training techniques (n = 19)		
Telling one's own story of caring ^d	6	2
Additional reading ^e	5	2
Video/DVD examples of recommended discussion topics/exercises ^f	6	1

a Most important option (n = 5 of 9 responses, 55.6%).

b Six-point Likert-type scale (1 = unimportant; 6 = essential).

c Least important option (n = 7 of 7 responses, 100%).

d Most suitable option (n = 5 of 8 responses, 62.5%).

e Least suitable option (n = 5 of 7 responses, 71.4%).

f Six-point Likert-type scale (1 = unsuitable; 6 = suitable).

In addition, delegates thought it was very important for carer supporters to be aware of the boundaries of their role and to be trained to be able to say no to inappropriate requests. The use of 'standard scripts' to introduce specified topics or to help carer supporters 'break the ice' at initial meetings received a median of 4. Comments on the questionnaires, along with discussion during the conference itself, revealed that delegates were unsure of what standard scripts were.

Round 2 provided more explanation for this term 'standard scripts' and opinions were sought on whether or not they would be useful. Opinion remained divided, with a range of scores between 1 and 4 (median = 1). Some thought that standard scripts could be a very valuable tool, particularly one former carer who had also worked with family carers:

A standard script is extremely useful as a prompt to gaining all the required information. It is very easy to miss something important when listening to a carer's issues that may prove useful in working with that person.

ID4

Others had concerns, such as one former carer who wrote:

If needing to resort to using standard scripts it could send out message about the lack of volunteers' skills, confidence and above all sincerity. It is the sincerity and empathy that are so important.

ID2

Again, owing to the lack of consensus, it was decided that the use of standard scripts would be raised as a topic for discussion during pilot training sessions.

Regarding the duration of the training programme, 19 (of 20) valid responses were received, of which 14 (73.7%) confirmed that six 2-hour modules were adequate; delegates also highlighted the need for ongoing support and training. A range of techniques was planned for the training sessions, including short lectures, discussions, illustrative examples and role-play, all of which had all worked effectively in the BECCA training module. For the SHIELD CSP, other training techniques suggested for inclusion were telling one's own story of caring, additional reading and video/DVD examples. Only these three techniques were included in round 1 because they had not been used in BECCA. Telling one's own story and video/DVD examples were both seen as very suitable (both medians = 6), whereas additional reading received a median score of 5. After discussions during the conference it was seen as least suitable, as delegates raised queries regarding its feasibility. This item was, therefore, retained for round 2 but opinions continued to differ with scores ranging from 2 to 6 (median = 4), indicating that participants thought that it had limited feasibility. As a former carer wrote in round 2:

Some [carer supporters] may be interested in becoming more knowledgeable by additional reading, some may lose confidence if they feel they require and are required to have additional knowledge before being considered as a supporter . . . For example, I am a book and research-oriented person; I know other former carers who are excellent carers but not interested in serious study.

ID1

Another round 2 question asked, if additional reading was not feasible, whether or not it would be appropriate for other material to be requested. It was unanimously agreed that this was the case. A current carer summarised:

. . . not all carer supporters would like to do all recommended tasks. The information should be available with details of resources and no compulsion.

ID3

Carer supporter characteristics

To identify the type of carer supporter who could be most helpful to the newer carer, a list of characteristics was presented for evaluation (Table 27). All delegates agreed that the ability to listen was absolutely essential and this prompted the strongest response received from all items on the questionnaire, with all 19 responses giving this a score of 6. A tolerant attitude (median 6) and being knowledgeable about dementia (median 6) were also found to be essential. Advice-giving continued to be out of favour (median 4) but, surprisingly, the sharing of experiences during meetings was also unpopular (median 4), even though one of the perceived values of an experienced carer is that they have common or shared experiences. Delegates thought that some carers may feel that the carer supporter was 'taking over', with the envisaged worst consequence being that experiences may result in the carer supporter 'off-loading', thus adding to the family carers' burdens. Conference discussions revealed that delegates were unclear about the difference between using experience to guide discussion and sharing personal experiences. Therefore, in round 2, the concepts of using and sharing experience were defined more clearly. Using personal experiences was described as carer supporters using their experiences to assist carers in problem-solving or signposting to useful resources but not to give advice on courses of action. Sharing personal experiences was described as carer supporters talking about their own personal caregiving journey. It was also made clear that training would explicitly cover the importance of not 'off-loading'. However, consensus was not reached as both approaches received a range of scores (median = 4), perhaps indicating that the difference was not so clear. Thematic analysis revealed that, despite the varying scores, all delegates thought that sharing experiences was vital as the basis of the SHIELD CSP regardless of whether the question concerned sharing or using experience. As one former carer wrote:

Sharing experiences, exchanging information evoke a spirit of kinship among fellow carers and begins the learning curve of dementia care and coping strategies and other life experiences of living with dementia.

ID3

However, all had concerns about the risks associated with allowing carer supporters to share their experiences, perhaps leading to these mixed views. In particular, a representative of a dementia charity wrote:

After 17 years working with carers of people with dementia it is my experience that very few are able to be objective about their own experience. If some time has passed . . . they may offer out of date information, or allow a bad personal experience to colour the conversation.

ID5

TABLE 27 Median scores for carer supporter characteristics (Delphi round 1; $n = 19$)

Carer supporter characteristics	Median	Interquartile range
Ability to listen ^a	6	0
Tolerant attitude	6	0
Keen to give advice	4	2
Keen to <i>share</i> their experience ^b	4	2
Keen to <i>use</i> their experience ^b	5	2
Knowledgeable about dementia	6	0

a Most important option ($n = 5$ of 8 responses; 62.5%).

b Least important option ($n = 2$ of 5 responses each; 40% for both).

Note

Six-point Likert-type scale (1 = unimportant; 6 = essential).

Comments from delegates stated that they thought that giving advice should be avoided. Although delegates emphasised that using and sharing experiences could be useful in terms of signposting carers to useful resources or simply conveying empathy, all thought that this would need to be very carefully considered before being implemented. This discussion was taken forward to the pilot training.

Matching criteria

For the SHIELD CSP intervention to reach its full potential, newer carers needed to feel some warm and genuine connection with the carer supporters. Previous research suggests peers and those they support be matched on a set of criteria associated with personal constructs and characteristics.⁸ However, experience from the BECCA programme²⁹ highlighted the need for flexibility in making matches. To ensure balance between theory and practice, and to generate ideas concerning the most important characteristics for people to have in common, potential matching criteria were explored in round 1. Psychological health (i.e. feelings of burden or mood state) was considered to be essential (median 5), along with view of caregiving (i.e. as burden, challenge to face, problems to solve) (median 5). Being matched on marital status (median 2) or employment status (median 1) were considered unimportant (Table 28), although during the conference discussions the former was seen as an important criterion. Other matching criteria such as sex, age, relationship to care recipient and geographical location did not result in a firm consensus. One reason for this, suggested during the conference, was that certain criteria may be important to some but not to all (e.g. matching according to sex). Further discussion during the conference led to the proposal of hobbies, religious or ethnic origin, and type of dementia and age of onset as matching criteria.

TABLE 28 Median scores for matching criteria (Delphi round 1, $n = 19$; round 2, $n = 5$)

Matching	Delphi round			
	1		2	
	Median	Interquartile range	Median	Interquartile range
Sex	4	2	5	2
Marital status	2	2		
Employment status (including retirement) ^a	1	3		
Age	4	1	4	1.5
Education	3	3		
View of caregiving (e.g. as burden, challenge to face, problems to solve)	5	3		
Psychological health (e.g. sense of burden, mood state) ^b	5	3		
Relationship to care recipient	4	2		
Geographical location	4	2	3	4.5
Religious/spiritual views			5	3
Cultural/ethnic background			6	1
Interests/hobbies			2	3.5
Relationship to care recipient			3	4
Type of dementia			2	4
Age of onset			6	3

a Least important option ($n = 2$ of 7 responses; 28.6%) (round 1 only).

b Most important option ($n = 2$ of 6 responses; 33.3%) (round 1 only).

Note

Six-point Likert-type scale (1 = unimportant; 6 = essential).

In round 2, these criteria were explored further and consensus was reached that, where possible, carers and supporters should have the option to be matched according to sex, religious/spiritual views, cultural or ethnic background and, to a greater extent, relative's age at onset of dementia. How sensitively such differences in experience could be viewed was highlighted by a former carer:

If you have cared for someone with young onset, as I did, you are apt to get a bit irritated with someone who cared for someone in their 80s. It's not the same, as we share that sense of loss yes, but not that of an 'out of turn' experience which is so distressing where young family and all the other related issues come into play.

ID2

Delegates thought that matching according to interests and hobbies and type of dementia was not important. Indeed, some thought that different interests could stimulate conversation and interest, and, with good training, type of dementia would not be important. As one former carer wrote:

Supporter is providing companionship and moral support to someone who is tired, worn out and isolated. The support is for the carer, not the patient.

ID1

There was less agreement on geographical location and relationship to relative. Despite consensus for the majority of criteria, the decision was made to ask participants and carer supporters about the characteristics that they would like to be matched on, as the point of matching was to achieve a warm and supportive relationship. Indeed, this was found to be the most practical approach during the subsequent pilot trial of the SHIELD CSP. Feedback from the organisers of the scheme indicated that matches were not made according to a list of objective criteria, but on a judgement made by the managers as to whether or not a pair would get on well. Thus, the criteria were seen to be useful in identifying and avoiding potential areas of conflict, but were not used as the basis for making matches.

Ongoing support for carer supporters

Carer supporters needed to feel supported in their role, and delegates were consulted on the best methods to achieve this. The research team suggested group meetings, individual face-to-face contact and additional training, which were all approved by the delegates (median 6 for all). Additional comments from both round 1 and conference discussions confirmed that local co-ordinators should provide ongoing support, with more frequent contact encouraged during the first 3 months of the 10-month intervention. In terms of the frequency of contact, once per month was thought to be most appropriate ($n = 10$ of 19; 52.6%), although during the discussions some suggested an 'open door' policy of support, which has since been adopted.

Monitoring matches for research purposes

The frequency and nature of contact between carer supporters and carers needed to be monitored to assess how much intervention time the participants received. In round 1, delegates were consulted on the best ways of accurately monitoring contacts while avoiding burdening the carer supporters. Methods such as checklists, telephone contacts and diaries were suggested. Of these, regular telephone calls from the local co-ordinator to the volunteer were judged as most feasible (median 6), whereas checklists were second (median 5). Comments during the conference warned against time-consuming and burdensome procedures, which may explain the lack of consensus on completing a diary (median 4). The decision was made for carer supporters to complete a checklist of items, suggested during the conference, which would be administered by a co-ordinator during regular telephone meetings.

Study 2: informed consent document consultation

Aim

These documents were necessary to enable participants to decide whether or not to take part in the research trial with valid informed consent. The aim of the consultation was to ensure the appropriateness

and suitability of the consent documents (recruitment leaflet and information booklets for carers and their relatives with dementia) and improve readability of the documents.

Design

To manage time constraints and reduce the potential burden on readers, postal consultations were used. The materials for consultation had been adapted from the BECCA study,²⁹ so some materials were able to be reused whereas others had to be newly developed. This is a novel approach to developing informed consent documents, which has logistical and practical advantages over existing methods.

Participants

As carers and their relatives with dementia were involved in the SHIELD CSP, both groups took part in the reader consultations. The consultations were anonymous and the packs were sent to readers by post. Family carers were contacted through the Uniting Carers network of the charity Dementia UK. People with dementia were contacted through the East Anglia and North Thames hubs of the Dementias and Neurodegenerative Diseases Network (DeNDRoN), and were members of the Patient and Public Involvement Forum. In both cases, the research team sent consultation packs to identified gatekeepers at each organisation who then forwarded the packs to interested members of their participant involvement panels.

Method

Before beginning consultations, the research team incorporated the outcomes of the modified Delphi process and consensus conference into the draft materials. Although the focus of the reader consultations was on the recruitment leaflet and information booklets, draft consent forms were also included in the consultation to show respondents what participants would be expected to decide on and, therefore, the type of information the booklets should contain. Carers were asked to read the recruitment leaflet, the information booklet for family carers and the consent form. People with dementia were asked to read the information booklet for people with memory problems and the corresponding consent form. The respondents were then asked to complete feedback forms that asked about the clarity of information about the research study, what commitment would be required for taking part, information about right to withdraw from the research study and the layout of the booklet. The respondents rated the clarity of information on a 5-point Likert-type scale (where 1 = no/not clear, 3 = partially clear and 5 = yes/very clear). The respondents were also asked about the overall quality of each document on a similar scale (where 1 = low, 3 = moderate and 5 = high). Space was also provided for respondents to write other suggestions and comments. In total, 12 carer consultation packs and 12 person with dementia consultations packs were distributed, with 6 and 11 packs returned, respectively.

Results

Median scores and interquartile ranges were calculated. Responses with median scores of 1–4 were taken as being unclear or not as clear as possible, and actions were taken to amend these areas of concern. Ease of readability and grade level of the leaflet and information booklets were also assessed using the Flesch–Kincaid tests available in Microsoft Word® 2003 (Microsoft Corporation, Redmond, WA, USA).¹⁴¹ The Flesch–Kincaid Reading Ease test is based on the average number of words per sentence and the number of syllables, taking into account the number of words about people in the passage, and the number of sentences addressed to an audience. A score of 90–100 is considered easily understandable by an 11-year-old, a score of 60–70 is considered easily understandable by 13- to 15-year-olds and a score of ≤ 30 is considered easily understandable by graduates.¹⁴² The Flesch–Kincaid Grade Level score rates text in terms of US school years: a score of 8.0 means that an eighth-grade student (aged about 13 years) would be able to understand the information, which is the recommended level of readability for standard documents for the general population.¹⁴³

Recruitment leaflet

Readers thought that the recruitment leaflet was very clear and that the layout was easy to read (median 5), and they understood what the study was about (median 5). The details of the study were clear (median 5). Readers were less certain about the type of participants the study aimed to recruit (median 4.5).

The overall quality score reflected these issues. The leaflet was rated as being high quality, but with some potential shortcomings and room for improvement (median 4.5). Written comments helped to develop the accessibility of the leaflet. For example, feedback indicated that there was too much white/blank space; headings could be larger for more impact and enhance the leaflet's readability. Finally, it was suggested that black-and-white printing can be harsh on the eye and that glossy paper might soften the initial starkness. To address these concerns, the text font was increased in size to reduce the amount of white space and increase the impact of the headings, and glossy paper was used. Through the consultation process, the readability of the leaflet increased slightly from 58.7 to 58.9 post consultation, whereas the grade level dropped from 9.2 to 9.1.

Family carer information booklet

Several elements of the booklet were rated very highly, and overall it was seen as being very clear and detailed (Table 29). Importantly, the information concerning withdrawal and implications for participating in the intervention were also clear. However, comments focused on layout and design rather than on content, with some readers referring to the booklets as having a 'daunting format' and 'rather clinical'. The panel suggested more breaks between sections to make the booklet more user-friendly, and the research team also added pictures to make the booklet less formal and more inviting. Before the consultation, the information booklet had a Flesch–Kincaid score of 58.8 and a grade level of 10.4. After the suggested changes were made, the Flesch–Kincaid score increased to 61.5 and grade level to 9.7.

Information booklet for people with memory problems

The booklet was rated 'clear' (median 4) but only the information regarding withdrawal from the study was rated 'very clear' (median 5). Comments to improve the layout included presenting the booklet as an invitation to participate rather than an extension of the family carer booklet, and to use the word 'informal' wherever possible to reduce the anxiety associated with official documents. It was also highlighted that, in a booklet for people with dementia, the purpose of the study should appear at the beginning of the booklet to help people retain the information. Comments indicated that the purpose and role of carer supporters were not clear enough, and further clarification was required about what would happen if the person with memory problems did not want to take part, and whether or not the carer could still have access to the planned interventions (Table 30).

TABLE 29 Median scores for reader consultation: family carer information booklet ($n = 6$)

Question	Median	Interquartile range
Is the layout of the booklet easy to read?	4.5	3
Is it clear what the study is about?	5	1.25
Does it provide enough detail about the study to make an informed decision about whether or not to participate?	5	1.25
Is it clear as to what will happen to the participant at each stage of research?	5	1.25
Does it provide enough information about what the participant is committing to by consenting to take part?	5	0.50
Is it clear that the participants can withdraw from the study at any point without affecting the care they receive from health or social services or their legal rights?	5	0.25
Is it clear that if the participant does withdraw from the research interviews, they will no longer be able to receive any of the interventions?	5	0.50
How would you rate the overall quality of the booklet? ^a	4.5	3.25

^a Five-point Likert-type scale (1 = low – serious or extensive shortcomings, 5 = high – minimal shortcomings).

Note

Five-point Likert-type scale (1 = no, 3 = partially, 5 = yes).

TABLE 30 Median scores for reader consultation: person with dementia information booklet ($n = 11$)

Question	Median	Interquartile range
Is the layout of the booklet easy to read?	4	2
Is it clear what the study is about?	4	2
Does it provide enough detail about the study to make an informed decision about whether or not to participate?	4	1
Is it clear as to what will happen to the participant at each stage of research?	4	2
Does it provide enough information about what the participant is committing to by consenting to take part?	4	2
Is it clear that the participants can withdraw from the study at any point without affecting the care they receive from health or social services or their legal rights?	5	0
How would you rate the overall quality of the booklet? ^a	4	1.25

a Five-point Likert-type scale (1 = low – serious or extensive shortcomings, 5 = high – minimal shortcomings).

Note

Five-point Likert-type scale (1 = no, 3 = partially, 5 = yes).

As a result, the information booklet was made less formal and was styled more as an invitation. The interviews were described as informal and the purpose of the study was presented first. A larger font was used, and the role of a carer supporter was clarified along with reassurance that the carer could still be involved in the study even if the person with dementia declined involvement. Before the consultation, the Flesch–Kincaid score for the information booklet was 60.8, which increased to 63.7. In addition, grade level decreased from 9.2 to 8.5.

Using the documents in practice

These documents were used in the pilot trial of SHIELD CSP resulting in a further round of amendments in response to comments and concerns raised by participants during the pilot. *Tables 31* and *32* show the improvements made as a result of the reader consultations, but also show that there was very little additional improvement made as a result of participant feedback during the pilot.

TABLE 31 Flesch–Kincaid scores for consent documents

Type of document	Original	Post reader consultation	Post pilot
Recruitment leaflet	58.7	58.9	58.5
Family carer information booklet	58.8	61.5	61.6
Information booklet for people with memory problems	60.8	63.7	63.7

Higher scores indicate that documents are more readable.

TABLE 32 Grade level for consent documents

Type of document	Original	Post reader consultation	Post pilot
Recruitment leaflet	9.2	9.1	9.2
Family carer information booklet	10.4	9.7	9.6
Information booklet for people with memory problems	9.2	8.5	8.5

It was noted that readers in the consultation reviewed the documents at an abstract level for meaning, flow and format, whereas participants in the pilot trial reviewed the documents at the practical level to clarify the information and weigh up the personal implications of participating. Both types of consultation are important in developing consent documents, although the latter has little impact on the readability of documents.

Service users contributed to the development of the intervention in a unique way. Not only was the name of the intervention changed as a result of their input, but their personal experiences provided insight into the important elements of role of the carer supporter and identified important issues about carer supporters adding burden to the carers participating in the trial. The service users went on to also propose practical ways to manage the matches to reduce the likelihood of this happening. This contribution was vital, and highlights the importance of involving service users in the development of complex interventions, particularly when the intervention itself relies on peer support.

Limitations and implications for service user involvement

The consultation methods proved fruitful for developing the SHIELD CSP. The research team strove to create an environment in which service users would feel empowered, which seemed to be the case for study 1 but less the case for study 2. Anonymised methods of contributing, which may assume a level of expertise or even comfort with the research process, are adequate and suitable ways to involve service users in research when service users will have varying access to different levels of education and other resources. Service users met face to face in study 1 but not in study 2, and it may be that they value methods more that allow them to debate ideas with others. This may also serve to empower them and to ensure that their contribution is experienced as, and seen to be, meaningful.

Conclusions

Often service users are consulted so as to improve a research grant, research methodology or therapeutic intervention, but rarely have the opportunity to help determine specific research topics. Constraints on research processes and resources may explain why much service user involvement is consultative.¹⁴³ The current report highlights ways in which service users can still be involved meaningfully while also highlighting the negative impact that some methods can have on power relationships between researchers and service users.

The contribution made by service users makes it more likely that the finally developed intervention will have high levels of acceptability. This is likely to increase adherence and enhance uptake, both of which are important in psychosocial intervention trials, and have been a challenge for many trials evaluating interventions for family carers of people with dementia.

Work packages 2 and 3: exploratory trial and randomised controlled trial of peer support and joint reminiscence for people with dementia and their family carers – a factorial randomised controlled trial

Introduction

The peer-support intervention, namely the CSP, was based on self-efficacy theory and developed through a review of the existing evidence base and consultation with key stakeholders (work package 1). Self-efficacy is a person's belief in their ability to perform competently and capably in given situations.¹⁴⁴ A previous trial of befriending for family carers of people with dementia (the BECCA trial)²⁹ found no significant benefit of listening support by trained volunteer lay workers, compared with TAU. However, the most 'successful' volunteer supporters were former family carers, which raises the possibility that peer supporters may have advantages over general befriending volunteers.

Joint reminiscence has recently been evaluated in the REMCARE (REMiniscence groups for people with dementia and their family CAREgivers) trial¹⁴⁵ and did not identify any significant benefits for people with dementia or their carers. Indeed, there was evidence of increased anxiety for the family carers. In the

REMCARE trial, the main focus was on the person with dementia. In contrast, the current study includes a greater carer focus. Furthermore, it was hoped that the combination of one-to-one peer support and reminiscence would enhance the RYCT intervention by both encouraging the use of reminiscence and improving communication techniques in the home.

The 2 × 2 factorial multisite RCT assessed both effectiveness and cost-effectiveness of (1) one-to-one peer support for carers and (2) group reminiscence (alone and in combination) for people with dementia and their carers, compared with usual care. Factorial design allows for the combination of treatments, and a 2 × 2 factorial design is in effect 'two trials in one'. There is an assumption that there will be no interaction between the interventions such that two main effects and one interaction term form the main analysis. The three null hypotheses are:

1. there is no effect of CSP compared with TAU
2. there is no effect of RYCT compared with TAU
3. there is no interaction between RYCT and CSP.

Methods

Design

A 2 × 2 factorial, pragmatic, multisite RCT design was used. Participant carers were randomised individually to carer support (CSP) or TAU after consent and baseline data collection, and then rerandomised on a group basis to joint reminiscence therapy (RYCT) or TAU. This gave the four 'cells' of CSP, RYCT, combined CSP-RYCT and TAU only. All participants continued to receive usual care. To ensure enough participants to run viable RYCT groups, randomisations between TAU, RYCT, CSP and combined CSP/RYCT were in the proportions 1 : 2 : 1 : 2. Stratification variables were used for each stage of randomisation. At first randomisation, kinship within the dyad (spouses vs. offspring) and locality were used as stratification variables. At second randomisation (2 : 1 reminiscence vs. no reminiscence), the first allocation was added as a stratification variable to keep the four arms in balance. Follow-up data were collected 5 and 12 months after the first randomisation, with the main end point at 12 months.

In accordance with MRC guidance on complex interventions,³² there was a feasibility phase prior to expansion to full trial. The pilot trial ran in two London boroughs with the focus of the first site directed towards appropriateness and acceptability of procedures, the second site focusing on logistics and timing of the interventions in relation to the timetable for recruitment and research interviewing procedures. Monitoring methods were developed in accordance with the draft checklist, and the outcomes of these were systematically recorded alongside the recording of the implications for the main trial. Examples of the monitoring methods used, outcomes of the monitoring process, and decisions made on the potential pooling of pilot and full trial data have been described by Charlesworth *et al.*¹⁴⁶ As the changes between the feasibility and full trial were minimal, the feasibility phase was considered an internal pilot and data were carried forward to the full trial.

Randomisation procedure

Figure 19 shows the flow diagram for the SHIELD CSP-RYCT trial. Administrators at each site entered participants' variables into a remote web-based randomisation, which then allocated them in equal proportions between CSP and TAU on an individual basis. Once adequate dyads had been randomised within each site (target 24, range 16–30), they were entered on a group basis into a second randomisation between RYCT and TAU. The (unblinded) administrator at each site then informed carers of their allocation by letter and liaised with the RYCT facilitator and/or CSP co-ordinator, as appropriate.

Blinding

Owing to the nature of the interventions, it was not possible to blind participants or providers to their allocated intervention. In this trial, for example, both the CSP co-ordinator and the RYCT facilitator needed to know which carers were allocated to the combined interventions. However, the research interviewers

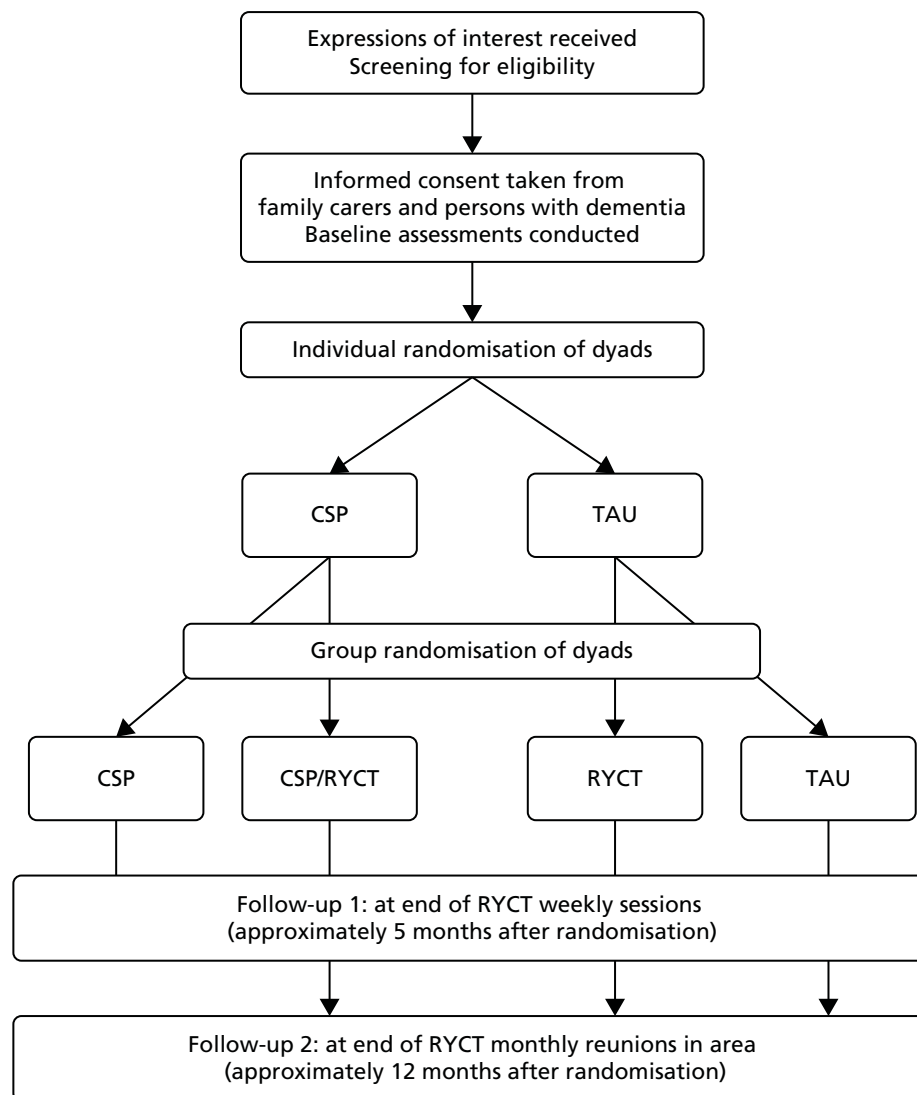


FIGURE 19 Flow diagram of the SHIELD CSP-RYCT trial.

who assessed outcomes were blinded, mainly by their being denied access to the web-based management system. The research interviewers recorded their perception of participants' allocations for use as a covariate in statistical analysis.

Ethics arrangements and research governance

Ethics approval was given by the Outer North East London Research Ethics Committee (09/H0701/54). The clinical trial was registered as ISRCTN37956201. As per the previous studies, a reporting procedure was in place to ensure that SAEs were reported to the chief investigator. The consent procedures were described in the trial protocol.¹⁴⁷ Three formal groups met regularly to manage the trial within the SHIELD programme: the Project Management Group, the Programme Steering Committee and the Data Monitoring and Ethics Committee.

Setting

The trial ran in community settings in England (four boroughs in North East London plus sites in Norfolk, Northamptonshire and Berkshire).

Participants

Eligibility criteria

All participants were adult (aged ≥ 18 years) carers for a relative or close friend living at home in the community with dementia as defined by DSM-IV criteria.¹²⁴ Carers were excluded if they or the person they cared for had a learning disability or a non-progressive brain injury. Carers with a diagnosed terminal illness were also excluded, as were those already taking part in another psychosocial intervention study.

Recruitment procedures

Recruitment took place in memory clinics, in outpatient clinics, with community psychiatric nurses, admiral nurses, psychiatrists and GPs, and through carers' registers, local media and online carer support forums and websites. 'Direct' recruitment strategies included the use of leaflets, flyers, posters and oral presentations at carer events. Strategies for newer and 'hard-to-reach' carers included invitations in local papers and newsletters. Indirect recruitment strategies involved engaging with community health, social services and voluntary sector staff who acted as 'gatekeepers' between the research team and potential participants. Gatekeepers were briefed on eligibility criteria and provided with recruitment literature. The contact details of potential participants were passed to the research team only with the consent of those potential participants. At some sites, participants were recruited from research registers and research network databases, where family carers and people with dementia had given their permission to be approached about potentially relevant research. Interested carers were contacted by researchers who provided further information about the trial and gave the opportunity for the carers to ask questions. For those meeting the eligibility criteria, arrangements were made with them for a face-to-face interview, with times and venues organised to accommodate the carer's needs and preferences.

Sample size

Sample size calculations were based on the BECCA²⁹ and REMCARE¹⁴⁸ trials. These predicted effect sizes, defined as average effect per participant divided by population SD, of 0.42 for CSP and 0.35 for RYCT. In a 2×2 factorial design using a 2 : 1 allocation ratio in favour of groups receiving RYCT, a completed sample of 240 dyads would yield power of $> 90\%$ to detect both main effects using a significance level of 5%. This design would also yield power of $> 80\%$ to detect interaction between CSP and RYCT equivalent to an effect size of 0.4, using an analogous definition. As both the REMCARE trial platform and BECCA retained some 80% of participants, the aim was to recruit 300 dyads in 13 rounds of 24 dyads to yield a final sample of 240 dyads.

Interventions

Each intervention was organised and provided independently of the research assessments.

Peer support (SHIELD CSP) The focus of this intervention was on peer support for family carers by family carers. The participant carers allocated to this intervention were contacted by a local carer supporter co-ordinator who met to discuss the peer-support programme and to consider an appropriate match from a pool of trained carer supporter volunteers with experience of caring for a relative with dementia. The carer supporter co-ordinator then facilitated a first meeting between the supporter and supportee. The target number of meetings for the carer support intervention was for 12 weekly meetings, each lasting 1 hour, followed by fortnightly meetings for the next 5 months. The meetings took place in the carer's own home or in a public venue such as a café. Carer supporters were encouraged to provide a listening ear, encouragement and morale support. They could also signpost the carer to resources and services but were explicitly requested not to offer tangible support, 'sitting' for the person with dementia or direct advice. Meetings were arranged to include or exclude the person with dementia according to the family carer's preference.

Joint group reminiscence (RYCT) For dyads allocated to this intervention, both the family carer and the person with dementia were invited to attend a local reminiscence group. Twelve weekly sessions, each lasting 2 hours, covered themes 'across the lifespan', following Schweitzer and Bruce's RYCT programme.¹⁴⁹ Each session explored its theme using multisensory triggers and activities, including group

discussions, small group activity, handling objects, enacting or improvisation and singing songs. Each session was led by two experienced facilitators, supported by a team, including volunteers, health and social care staff and trainees, to facilitate small group discussion and activities, and engage the people with dementia. During four of the sessions, the family carers met separately from the main group for approximately 45 minutes with the aim of developing listening and communication skills, and considering how the activities and strategies used in the sessions could be carried over into the home environment. The RYCT intervention ran in community settings such as church halls, with transport provided if needed. After the 12 weekly sessions, monthly reunion sessions took place over a further 7 months using previously successful themes or new themes, depending on the preferences of the group. All members of the RYCT team attended a training day led by one of the original RYCT programme authors.

Combined intervention (SHIELD CSP-RYCT) When participants were offered both contact with a carer supporter and the opportunity to attend the RYCT programme, the carer supporter was asked to attend the RYCT sessions ahead of individual meetings with the carer. These carer supporters were also invited to an additional 2-hour training session on the topic of reminiscence at home, to enable them to better support the family carer in implementing the strategies and advice provided during the RYCT carers' sessions. The aim of this intervention was to extend the benefits of RYCT through the carer supporters bringing knowledge of the care dyad to the group, and encouraging reminiscence in the family carer's home.

Treatment as usual

All participants continued to receive the usual care available in their area. All trial participants were given a list of useful local resources, tailored to their area.

Intervention adherence and cost

The MRC Framework for Developing and Evaluating Complex Interventions³² recommends that researchers monitor the extent to which interventions have been delivered to and received by the participants.¹⁵⁰ Measures were designed specifically for this trial to capture:

- treatment delivery – the extent to which the intervention provider adhered to the treatment protocol, the absence of any other intervention and the quality of the intervention
- treatment receipt – the extent to which the participant received the intervention, the intensity of the intervention received and the satisfaction with that intervention.

To allow calculation of an estimation of the cost per dyad per session, the following information was collected during the interventions. For CSP, information was collated by the carer supporter manager on Microsoft Excel spreadsheets. These reported the time all carer supporters spent each month on travel and training and on providing support to family carers. The spreadsheets for each site also included claims for the volunteers' expenses and time spent by the carer supporter co-ordinator on directly supporting each carer supporter. The family carer's identification data were recorded, as were the carer supporter's identification data. For RYCT groups the information recorded was team membership, including professional background and grade (Agenda for Change band or similar), team members' travel (mode and mileage) to the sessions, team attendance at each session and the number of hours of staff time utilised per session including travelling time. The external facilitator was usually allocated 1 day per session and other team members were allocated between 3 and 5 hours per session. The programme 'overheads' which included the 1-day and 2-hour training sessions and attendance by the facilitator and team members, the overarching administrative support, the costs for the venue, refreshments and other materials required for each programme such as a camera, photographs and RYCT manuals.

Participant data-collection procedures

Once the carer and the person with dementia had consented to take part in the research, baseline data were collected, with follow-up at 5 and 12 months post randomisation. For the family carer, psychometric questionnaires were either completed with the researcher or self-completed, depending on the carer's preference. The questionnaire for the person with dementia was always completed with the researcher.

To maximise data collection, variations in methods were made. For instance, some carers were interviewed over several appointments and some carers completed the questionnaires by themselves and used the included stamped addressed envelope to return them. Most carers were interviewed in their own homes; however, neutral venues were organised for those who preferred an alternative location (e.g. NHS settings). At follow-up, psychometric self-completion questionnaires were posted to participants along with the covering letter confirming time and date of the follow-up interview to allow carers to complete the questionnaire prior to the interview if they wished.

Measures

Demographic information was collected from family carers for both the carer and the person with dementia, including age, sex, kinship, education and living situation. The nature of the carers' social network was assessed using the Practitioner Assessment of Network Type.¹⁵¹ The cognitive status of the person with dementia was measured using the MMSE⁴⁵ and an interviewer rating of the global functioning of persons with dementia was made using the CDR scale.⁴⁶ Information on use of health, social care, voluntary sector and other relevant services for both the carer and person with dementia was collected through interviews with carers, using the CSRI (see *Resource use and cost measures*).⁹⁷

Primary outcomes

The primary outcome was the family carers' health-related quality of life, measured by the validated and widely used mental component summary (MCS-12) of the UK SF-12.¹⁵² The SF-12 measures general health status from the perspective of the participant and, in addition to the MCS-12, also allows for the generation of a second subscore, the physical component summary (PCS-12). The SF-12 includes eight concepts commonly represented in health surveys: physical functioning, role functioning physical, bodily pain, general health, vitality, social functioning, role functioning emotional and mental health. A higher score is indicative of better mental and physical health. Reliability is 0.74 for the MCS-12 and 0.78 for the PCS-12.¹⁵² Validity is 0.97 for the MCS-12 and 0.67 for the PCS-12.⁹⁶

The primary outcome for the person with dementia was quality of life as measured by the QOL-AD.¹⁰³ The measure assesses 13 items, namely physical health, energy, mood, living situation, memory, family, marriage, friends, chores, fun, money, self and life as a whole. The 13 items are summed to generate a total score of between 13 and 52. Responses range from poor (1), fair and good to excellent (4), with higher scores indicative of better quality of life. It has good internal consistency, validity and reliability.⁸⁹ The QOL-AD proxy was also completed by the carer, which is identical in structure and content to the person with dementia version.

Secondary outcomes for family carers

- *Health-related quality of life* The EQ-5D⁹⁸ comprises five items and a VAS. The measure includes five dimensions of quality of life (mobility, self-care, usual activities, pain/discomfort and anxiety/depression), with each dimension scored on a three-level scale ranging from 1, 'no problem', to 3, 'extreme problem', and is used as the basis for calculating utility scores. It also includes a VAS on which respondents are asked to rate their current health, ranging from 0 points (worst possible health state) to 100 points (best possible health state).
- *Anxiety and depression* The Hospital Anxiety and Depression Scale (HADS)¹⁵³ comprises 14 items, with seven evaluating anxiety (e.g. 'worrying thoughts go through my mind') and seven assessing depression (e.g. 'I have lost interest in my appearance'). The HADS is scored on a 4-point scale ranging from 0 to 3, with a higher score indicating higher levels of anxiety and depression. The scale also measures the severity of anxiety and depression; the score for each subscale can range from 0 to 21. Cut-off points have been used to indicate caseness, whereby a score of ≤ 7 indicates a non-case for both subscales, a score of 8–10 indicates a doubtful case and a score of ≥ 11 indicates a definite case. The HADS subscales have been found to have good reliability and validity in a range of contexts and populations.^{153,154} Scores for the entire scale (emotional distress) were also calculated, ranging from 0 to 42, with higher scores indicating more distress.

- *Emotional loneliness* This was measured using the 2-item Loneliness Scale.¹⁵⁵ The questions used are 'over the past 7 days, how much have you felt distressed by feeling lonely/feeling lonely even when you are with people?' Both items are rated on a 5-point scale from 'not at all' (0) to 'extremely' (4). The scores of the items are summed to create a total loneliness score, with a range of between 0 and 8.
- *Caregiver distress* This was measured using the caregiver distress scale of the NPI.⁹⁴ The NPI evaluates the frequency and severity of 10 behavioural disturbances that can occur in dementia (delusions, hallucinations, dysphoria, anxiety, agitation/aggression, euphoria, disinhibition, irritability/lability, apathy and aberrant motor activity) and the associated distress experienced by the carer, rated from 0 (no distress) to 5 (extreme or very severe distress) for each domain. The distress score total is calculated by the sum of all the individual domain scores, with a range of between 0 and 60.
- *Positive affect* This was measured using the positive affect scale from the Positive and Negative Affect Schedule.¹⁵⁶ Participants rate the extent to which they have felt each of 10 positive mood states (e.g. determined) within a specific time frame along a five-point scale ranging through 'very slightly or not at all' (1), 'a little', 'moderately', 'quite a bit' and 'extremely' (5). Scores range between 10 and 50, with higher scores indicative of greater positivity.
- *Positive aspects of caring* These were measured using the four-item positive aspects subscale from the Carers of Older People in Europe (COPE) index.¹⁵⁷ Responses are recorded from the categories never, sometimes, often and always (or not applicable).
- *Personal growth* The 3-item version Personal Growth Index was used.¹⁵⁸ Respondents report the degree to which they agree or disagree with statements indicating feelings of personal growth on a six-point scale from 1 (strongly disagree) to 6 (strongly agree). The Index score is obtained by summation of the three item scores, ranging between 3 and 18. Higher scores are indicative of higher personal growth.
- *Relationship quality* The Quality of Caregiver–Patient Relationship (QCPR)¹⁵⁹ comprises 14 items measuring expressed emotion along two dimensions: level of absence of criticism and conflict, and level of warmth. Responses are scored on five-point Likert scales ranging from 'totally disagree' to 'totally agree', with the criticism and conflict subscale items reverse coded so that a higher score reflects a better relationship. Possible scores range between 14 and 70 and scores are dichotomised, with scores of > 42 denoting a good relationship and those of ≤ 42 denoting a poor relationship.

Secondary outcomes for people with dementia

Secondary outcomes for people with dementia included the HADS, QCPR and EQ-5D, as also used with the family carers. In addition, family carers gave a rating of the person with dementia's functional capacity in ADLs using the ADCS-ADL.⁹⁵ The inventory comprises 23 items covering physical and mental functioning and independence in self-care within the last 4 weeks. Each item consists of a series of hierarchical questions designed to determine a person's ability to perform one of the ADLs, ranging from total independence to total inability. The total score is calculated by summation of item scores, ranging between 0 and 78. Lower values are indicative of greater disability. The inventory has good reliability.⁹⁵

Quality of life was also assessed using the DEMQOL,⁹⁹ both the person with dementia version and the carer-completed proxy version. The DEMQOL covers the domains of health, well-being, cognitive functioning, social relationships and self-concept. Items are rated on a 4-point scale ranging from 1 (a lot) to 4 (not at all) and summed to produce a total score. A higher score is indicative of better quality of life. The DEMQOL comprises 28 items and scores range between 28 and 112, whereas the DEMQOL-Proxy comprises 31 items and scores range between 31 and 124. It has high internal consistency (0.87) and acceptable inter-rater reliability (intraclass correlation coefficient 0.84).

Measuring potential mechanisms action

Modelling of the stress process in family carers of people with dementia has indicated the value of psychological and social resources in influencing carer outcomes. We therefore included measures of coping,^{160,161} self-efficacy (Revised Scale for Caregiving Self-Efficacy),¹⁶² self-efficacy in responding to challenging behaviours¹⁶³ and social support.¹⁶⁴

Identifying resource use

The CSRI⁹⁷ adapted for use in this study gathered information on health and social care services used by participants with dementia and by their family carers. For the purposes of the trial the CSRI was completed three times, on each occasion asking about service use retrospectively over the previous 3 months: at randomisation to the trial (baseline), at 5 months after the first randomisation (after 3 months of weekly intervention) and at 12-month follow-up. Carers identified services used by participants with dementia covering the categories of accommodation, hospital services, community services, equipment and adaptations, day services and medication use. Carers also provided records of their own medication use and identified any other services used which fell in one of the other aforementioned categories. Unpaid family carer inputs were also collected.

Data management and statistical analysis

Data were entered into MACRO for clinical trials. Data audits were carried out throughout the trial to check ongoing data integrity. These audits were performed on a randomly selected 10% sample of data for each site at each time point, to ensure that the data entered into the MACRO database were consistent with the hard-copy paper questionnaires. Once data had been entered into the MACRO database and had been screened and cleaned for any inconsistencies or errors, they were then transferred into SPSS. Further accuracy checks were then carried out, such as manually checking for out-of-range values and scoring.

Handling missing data

When individual items were missing within scales or subscales, data were imputed before the calculation of the scale or subscale score. Pro-rating within measures was undertaken at the 20% missing item level (e.g. for a 5-item score if there was one item missing this was completed with the mean of the other items). Multiple imputations at time points were conducted; however, no imputation was completed for a dyad if all measures were missing at a time point.

Effectiveness analysis

As recommended for the analysis of a factorial design, an 'at the margins' analysis was carried out for the two main effects of CSP versus not CSP (alone or in combination with RYCT) and RYCT versus not RYCT (alone or in combination with CSP). The interaction term was also included in the analysis. A multilevel ANCOVA was used with 12 months' follow-up data as the dependent variable and with baseline score as the covariable. Group allocation was treated as fixed effects, together with sex and dyad relationship. The effects of locality (including personnel) and time were treated as random effects and the covariance structure of this was assessed. A sensitivity analysis was performed to test whether or not plausible changes in key variables, such as carers' ages and relationships to their relatives with dementia, affected findings.

Intervention costs

Costs of the CSP intervention included staff costs and training for the volunteer carer supporters, plus volunteers' time and expenses. Each site employed a carer supporter co-ordinator for 1 day per week who was part of either a NHS or a voluntary sector organisation. CSP intervention costs were allocated to each family carer/dyad according to the amount of time the carer supporter spent supporting each family carer/dyad, plus the costs of reimbursing volunteers' travel. The unit cost for providing the carer supporter training included trainer costs, costs of the venue, materials and refreshments, and cost of producing a specially developed DVD. A manual (a 70-page spiral-bound book) was posted to each trainee carer supporter and its development was undertaken during the staff time already identified. Time and expenses data were sorted so that entries for each family carer/dyad were listed together and three 'time' totals calculated over the period they received the intervention: (1) carer supporter time spent training, including travel; (2) time spent by the carer supporter supporting the family carer, including travel; and (3) 'other' time, mainly when the carer supporter was in contact with the carer supporter co-ordinator (direct support). Expenses and time were also totalled by family carer/dyad over the period they received the intervention. Three values were used for volunteer time: £0 when a public sector cost perspective was taken and two values for when a societal perspective was employed – a *replacement cost* (health-care assistant) and an *opportunity cost* (minimum wage). Public sector costs based on the service-level

agreements constituted the 'overarching' costs associated with activities that allowed the intervention (carer support) to be implemented: recruiting, organising, training and supporting the carer supporter.

For the RYCT intervention, staff costs were the major component and a unit cost (per hour) was estimated for each team member employed by a health or social care agency or voluntary organisation. This included the mean/median salary for that professional group/grade, additional salary on-costs such as employers' National Insurance and superannuation contributions, and a proportion of the salary to cover direct and indirect overheads. Using this cost per hour, a cost per session for each staff member was estimated and their travel costs were added. Each time a particular member of staff was present at one of the sessions, their unique staff 'cost per session' was included, allowing a total cost for any given session to be calculated. Dyad transport costs were calculated separately and included the reimbursed transport costs for each dyad attending at each session. The cost per dyad per session was calculated by dividing the total cost per session by the number of dyads attending that session. The cost per session per dyad is mainly driven by the number of dyads attending each session, but also by the number of team members present. In turn, these figures were totalled for each participating dyad to arrive at a cost per programme per dyad that varied depending on which sessions they attended. Thus, a unique cost for each dyad was calculated which reflected how much of the intervention they received.

Costs of resource use

Unit costs were obtained so as to reflect long-run marginal opportunity costs, drawn where possible from the Personal Social Services Research Unit compendium for 2011.¹⁰⁰ We used a 3.5% discount rate (as recommended by Her Majesty's Treasury) for items that provide a benefit for > 1 year, such as equipment or adaptations. Medication costs were obtained from the *British National Formulary* database.¹⁰¹ Costs for equipment and adaptations to homes were obtained from market sources. Although it was possible to find unit costs in 2011 prices for most items, for a very small number of services we used the Consumer Price Index inflation rate to adjust costs to 2011 price levels.

The costs of unpaid family carer inputs were calculated in three ways, following the approach used for volunteers. For the public sector perspective, a value of £0 per hour was employed. For the societal perspective, the opportunity cost approach assumed that the unpaid carer would be able to find employment with a wage rate equal to the national minimum wage (which was the hourly cost used in this calculation) and the replacement cost was estimated as the hourly cost of a health-care assistant, under the assumption that a care worker would need to be hired to provide care if the unpaid family carer was unable to do so.

Cost-effectiveness analyses

The primary economic evaluation estimated the incremental cost-effectiveness of:

- those in the sample receiving CSP compared with those who did not
- those in the sample receiving RYCT compared with those who did not
- CSP and RYCT combined compared with TAU.

For the primary analysis we adopted a societal perspective, with the main outcome measures being the MCS-12 score of the SF-12 for the carer and QOL-AD for the person with dementia. The secondary analyses adopted both a health and social care perspective and a societal perspective, with effectiveness measured by the carer PCS-12 and QALYs estimated using EQ-5D for carers, and both DEMQOL- and DEMQOL-Proxy-based QALYs for the person with dementia. As these analyses have many possible combinations of outcomes, we followed the standard economic evaluation approach of extended dominance. There were four potential results from each intervention group comparison. For instance:

1. the intervention is less costly and more effective (has better outcomes) than usual care (TAU), in which case the decision-maker would be likely to be attracted to the intervention
2. the intervention is more costly and less effective than usual care (TAU), in which case it would be unlikely that the decision-maker would consider the intervention over TAU

3. the intervention is less costly but less effective than TAU
4. the intervention is more costly and more effective than TAU.

Results (1) and (2) are scenarios that exhibit *strong dominance*, and the recommendations made to the decision-maker are typically straightforward. For results (3) and (4), however, the decision is not as straightforward and decision-makers will need to weigh the potential outcome differences against the cost differences before deciding whether or not to implement the new intervention. For these instances, we estimated ICERs, defined as $ICER = \Delta C / \Delta E$, where ΔC denotes the difference in mean cost between the interventions being compared and ΔE denotes the difference in the outcome measure between the two interventions. These assist in providing a cost per unit of outcome for the outcome measure of interest. Incremental costs and effects, and their CIs, were estimated with seemingly unrelated regression methods with 1000 bootstrap replications. We plotted CEACs when necessary to show the probability that an intervention is cost-effective relative to its comparator against a series of hypothetical WTP values.

One sensitivity analysis recalculated carer costs (used under the societal perspective) by adopting a replacement cost approach. In this case the hourly cost of providing care was set to be equal to the hourly cost of hiring a health-care assistant to provide care for the person with dementia: a replacement cost approach.

Results

Participant flow

A summary of participant flow throughout the trial is provided in the CONSORT diagram (*Figure 20*). In total, the research team received 640 expressions of interest from carers and 639 were screened for eligibility. Of these, 292 family carers consented into the trial, with the remaining 347 carers excluded from the trial. Of these, 177 carers were excluded for primary eligibility reasons, with the most frequent reasons including that researchers were unable to contact the family carer ($n = 66$), time constraints ($n = 33$) and that the person with dementia had recently passed away ($n = 12$). It is not possible to determine whether or not those 170 who declined involvement would have been eligible for the trial. The reasons for exclusion are shown in *Figure 20*. No demographic or psychosocial information was collected about potential participants prior to their giving written informed consent. As a result, it is not possible to determine whether or not those who decided to take part in the research differ from those carers who decided not to take part in the research or were excluded from the trial.

Of the 292 family carers who gave informed consent to take part in the research, one withdrew before randomisation. A total of 291 carers completed the baseline assessment and were randomised between January 2010 and March 2012. Of the 291 dyads randomised, only 289 were included in the final analysis. Two dyads were removed as there were no data recorded at any time point throughout the trial.

Follow-up interviews were carried out as soon as could be arranged after the interview due date, this being 5 and 12 months post randomisation. A total of 253 family carers completed the first follow-up (5 months post randomisation), whereas 36 dyads withdrew before the first follow-up, mainly as a result of stress, poor health and time constraints. Two of the dyads were not available to complete the first follow-up assessment, but were available to complete the second follow-up assessment. In total, 241 family carers completed the final follow-up (12 months post randomisation) giving an overall 12-month retention rate of 83%. However, loss to follow-up was slightly greater in the TAU group than in the intervention groups (*Table 33*).

Baseline characteristics

Demographic information

Demographic information for family carers and people with dementia, for the total sample and by allocated group, can be seen in *Tables 34* and *35*. Of the 289 family carers who took part in the research,

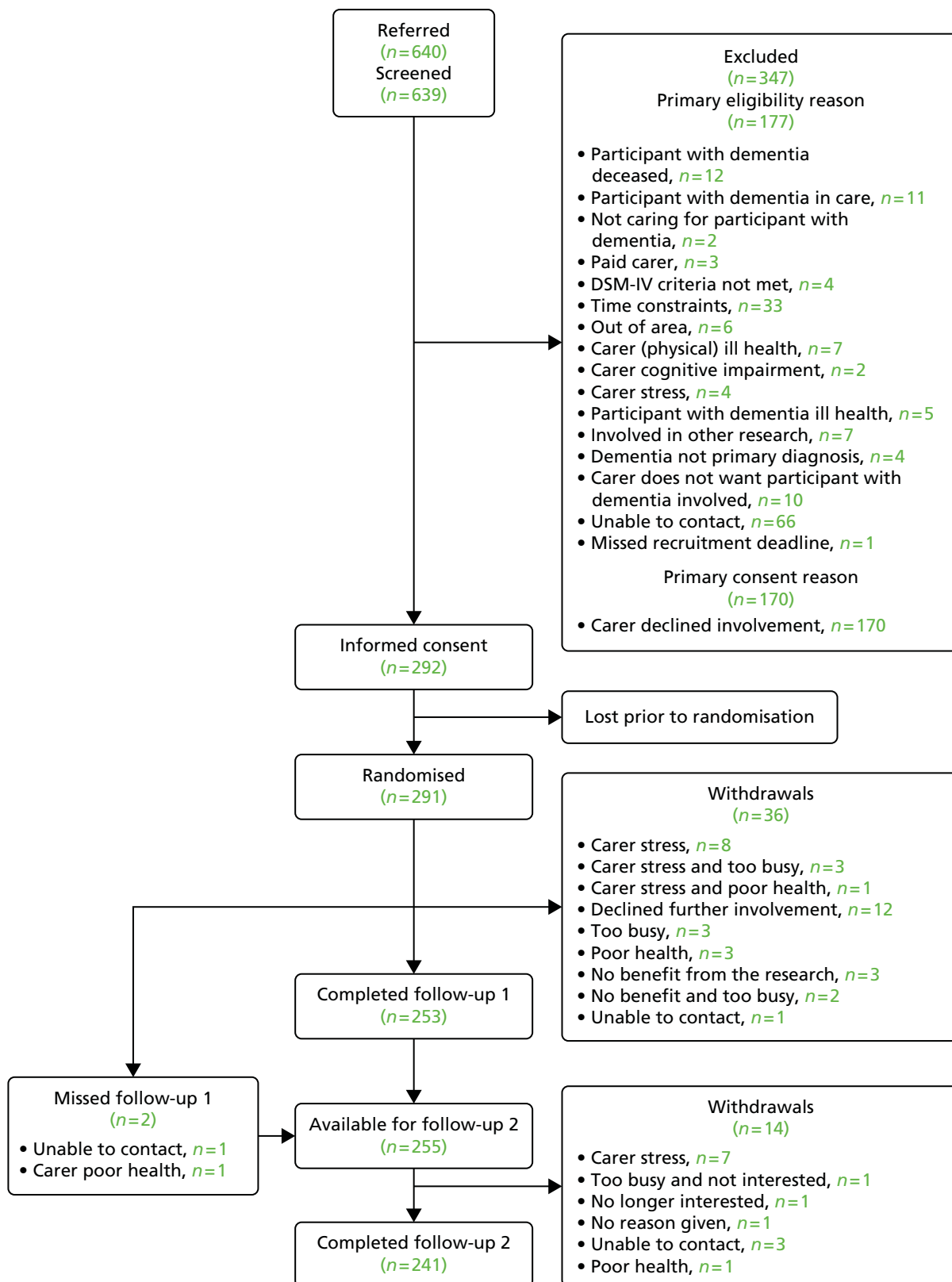


FIGURE 20 The CONSORT summary of participant flow.

TABLE 33 Breakdown of participant retention by allocated group

Group	Baseline (n)	Follow-up 1 (n)	Follow-up 2, n (%)
CSP	48	42	42 (88)
CSP/RYCT	97	84	80 (83)
TAU	47	39	36 (77)
RYCT	97	90	83 (86)
Total	289	255	241

TABLE 34 Baseline characteristics for family carers by allocated group

Characteristic	Level	Total (N = 289), n (%)	CSP (N = 48), n (%)	CSP/RYCT (N = 97), n (%)	TAU (N = 47), n (%)	RYCT (N = 97), n (%)	p-value
Sex	Female	197 (68.17)	29 (60.42)	66 (68.04)	30 (63.83)	72 (74.23)	0.34
Ethnicity	White British	258 (89.27)	45 (93.75)	84 (86.60)	39 (82.98)	90 (92.78)	0.18
	Other	31 (10.73)	3 (6.25)	13 (13.40)	8 (17.02)	7 (7.22)	
Marital status	Married/cohabiting/ civil partnership	248 (85.81)	44 (91.67)	85 (87.63)	37 (78.72)	82 (84.54)	0.31
Relationship to relative with dementia	Spouse/partner	183 (63.32)	32 (66.67)	60 (61.86)	29 (61.70)	62 (63.92)	0.96
Live with relative	Yes	230 (79.58)	39 (81.25)	78 (80.41)	40 (85.11)	73 (75.26)	0.55
Highest level of education	School leaver (aged 14–16 years)	179 (61.94)	37 (77.08)	60 (61.86)	18 (38.30)	64 (65.98)	0.002
	Further/higher education	100 (34.60)	10 (20.83)	33 (34.02)	26 (55.32)	31 (31.96)	
Age (years), mean (SD)		66.68 (12.30)	69.04 (10.54)	65.84 (12.43)	66.81 (14.66)	66.30 (11.76)	0.48
Months since diagnosis, mean (SD)		31.25 (26.31)	29.64 (29.64)	20.65 (30.85)	25.53 (29.83)	26.08 (33.21)	0.94
Months of caring, mean (SD)		52.52 (38.00)	58.81 (58.81)	38.08 (51.24)	42.28 (52.04)	36.17 (50.94)	0.43
PANT social network assignment	Family dependent		10 (20.83)	34 (35.41)	9 (19.15)	30 (31.58)	0.06
	Locally integrated		13 (27.10)	32 (33.33)	16 (34.04)	29 (30.53)	
	Local self-contained		11 (22.72)	19 (19.79)	12 (25.53)	21 (22.11)	
	Wider community focused		4 (8.33)	4 (4.17)	8 (17.02)	8 (8.42)	
	Private		10 (20.83)	7 (7.29)	2 (4.26)	7 (7.37)	

PANT, Practitioner Assessment of Network Type.

TABLE 35 Baseline characteristics of persons with dementia by allocated group

Characteristic	Level	Total (N = 289), n (%)	CSP (N = 48), n (%)	CSP/RYCT (N = 97), n (%)	TAU (N = 47), n (%)	RYCT (N = 97), n (%)
Sex	Female	153 (53.68)	27 (56.25)	49 (50.52)	29 (61.70)	48 (49.48)
Ethnicity	White British	253 (87.54)	46 (95.83)	81 (92.05)	37 (78.72)	89 (91.75)
Marital status	Married/cohabiting/ civil partnership	196 (69.01)	34 (70.83)	68 (70.10)	29 (61.70)	65 (67.01)
Living situation	Living alone	45 (15.57)	6 (12.50)	11 (11.34)	8 (17.02)	20 (20.62)
	Cohabiting with partner	194 (68.31)	35 (72.92)	65 (67.01)	29 (61.70)	65 (67.01)
	Living in the community with relatives, friends/ other people	45 (15.57)	7 (14.58)	21 (21.65)	7 (14.89)	10 (10.31)
Highest level of education	School leaver (aged 14–16 years)	216 (77.98)	36 (75.0)	72 (74.23)	33 (70.21)	75 (77.32)
	Further/higher education	61 (21.11)	10 (20.83)	22 (22.68)	11 (23.40)	18 (18.56)
Type of dementia	Alzheimer's disease	134 (46.37)	28 (58.33)	40 (41.24)	20 (42.55)	46 (47.42)
	Vascular dementia	49 (16.96)	7 (14.58)	20 (20.62)	5 (10.64)	17 (17.53)
	Other/not known	106 (36.70)	13 (27.08)	37 (38.14)	22 (46.81)	34 (35.05)
Age (years), mean (SD)		79.59 (7.87)	79.79 (8.19)	79.34 (7.54)	79.49 (7.31)	79.77 (8.36)
CDR	0.5		2 (4.17)	8 (8.25)	6 (12.77)	13 (13.40)
	1		24 (50.0)	49 (50.52)	26 (55.32)	48 (49.48)
	2		15 (31.25)	31 (31.96)	10 (21.28)	19 (19.59)
	3		5 (10.42)	7 (7.22)	2 (4.26)	4 (4.12)

over two-thirds (68%) were female (68%) and their mean age was 67 years. Family carers were predominantly white British (89%) and married or cohabiting (86%). Approximately two-thirds were spousal carers and had school-only education. The mean duration of caring was > 4 years, with > 2 years since diagnosis. The people with dementia had a mean age of 80 years. Just over half of the people with dementia were female (54%). The majority were white British (89%) and married or cohabiting (69%), and 8 out of 10 were residing with their carer. Only 2 out of 10 (21%) people with dementia had completed further education. Alzheimer's disease was the most common dementia diagnosis, followed by vascular dementia, although a significant proportion had no specific diagnosis.

There were no significant differences between allocated groups in terms of demographics with the exception of education for family carers, as those in the TAU group had achieved higher levels of education. There was an indication that ethnicity varied between the groups, but there was greater variation between localities, with the proportion of white British carers ranging between 71.7% in the London Borough of Waltham Forest and 100% in areas such as Norfolk. These differences reflected the ethnic differences of the local populations from which the participants were drawn.

Baseline psychometric measures

Scores on psychometric measures at baseline are shown in *Tables 36* and *37*. The groups are mainly equivalent for people with dementia, with the exception of MMSE score where the TAU group was less impaired than other groups. For the family carers, the groups were also equivalent at baseline, with the

TABLE 36 Baseline measures of 289 family carers by allocated group

Outcome measure	CSP (<i>n</i> = 48), mean (SD)	CSP/RYCT (<i>n</i> = 97), mean (SD)	TAU (<i>n</i> = 47), mean (SD)	RYCT (<i>n</i> = 97), mean (SD)
SF-12 version 1 (UK)				
MCS-12	38.42 (4.54)	38.28 (4.24)	39.90 (6.01)	39.12 (5.27)
PCS-12	30.33 (6.51)	30.07 (6.32)	32.24 (7.15)	31.59 (6.71)
EQ-5D				
Your own health state today	74.44 (20.99)	74.27 (19.82)	63.64 (19.89)	68.1 (20.9)
Utility	0.76 (0.19)	0.83 (0.18)	0.73 (0.26)	0.75 (0.25)
HADS				
Anxiety	6.86 (4.09)	6.29 (4.41)	6.51 (5.09)	6.68 (4.31)
Depression	5.13 (3.71)	5.41 (3.71)	5.15 (4.46)	6.48 (4.72)
Total (20%)	11.99 (7.06)	11.70 (7.67)	11.66 (8.81)	13.17 (8.28)
PANAS				
Affectivity (20%)	31.77 (7.69)	30.53 (6.81)	34.05 (7.96)	29.43 (7.36)
COPE index				
Positive aspects of caring (20%)	12.74 (2.16)	12.57 (2.42)	12.72 (2.30)	12.63 (2.20)
NPI				
Carer distress	13.46 (8.91)	10.98 (8.63)	11.52 (8.64)	13.37 (13.46)
PGI				
Personal growth	14.46 (3.14)	13.47 (3.36)	15.02 (3.10)	13.98 (2.91)
QCPR				
Warmth (20%)	32.40 (4.94)	31.34 (5.60)	33.50 (5.00)	31.57 (5.39)
Lack of criticism and conflict (20%)	21.17 (5.05)	20.67 (4.61)	21.42 (4.27)	21.36 (4.82)
QCPR total (20%)	53.56 (9.22)	52.01 (9.56)	54.92 (8.43)	52.93 (9.28)
Loneliness	2.21 (2.04)	2.41 (2.49)	1.89 (2.36)	2.41 (2.40)

PANAS, Positive and Negative Affect Schedule; PGI, Personal Growth Index.

exception of EQ-5D utility scores (higher in the RYCT/CSP group), positive affectivity score (higher in the TAU group) and personal growth (higher in the TAU group).

Completers versus non-completers

A comparison of baseline characteristics using Fisher's exact test and Mann-Whitney *U*-test of those dyads who completed final follow-up with those who withdrew before final follow-up did not indicate any significant differences. The baseline characteristics that were considered included carer sex ($p = 0.74$), age ($p = 0.12$), ethnicity ($p = 0.67$), marital status ($p = 0.62$), carer/care recipient relationship type ($p = 0.37$), living situation ($p = 0.12$), level of education ($p = 0.76$), type of dementia ($p = 0.53$), length of time spent caring ($p = 0.75$) and length of time since the person with dementia was diagnosed ($p = 0.56$).

Intervention uptake and adherence

In the 49 dyads allocated to the CSP intervention there was a 76% uptake of the intervention, in the 97 dyads allocated to the RYCT intervention there was a 61% uptake of the intervention and in the 97 dyads allocated to the combined intervention there was a 82% uptake of at least one of the interventions.

TABLE 37 Person with dementia baseline outcome measures by allocated group

Outcome measure	CSP (<i>n</i> = 48), mean (SD)	CSP/RYCT (<i>n</i> = 97), mean (SD)	TAU (<i>n</i> = 47), mean (SD)	RYCT (<i>n</i> = 97), mean (SD)
QOL-AD				
Self-report	37.07 (4.75)	35.60 (5.82)	37.55 (5.94)	36.72 (5.50)
Proxy	30.91 (6.01)	29.99 (5.89)	32.16 (6.81)	30.66 (5.35)
DEMQOL				
Self-report	93.39 (12.37)	90.55 (13.38)	92.44 (11.19)	92.11 (12.33)
Proxy	89.29 (15.62)	94.38 (14.14)	93.50 (15.82)	93.75 (13.31)
EQ-5D				
Utility value	0.74 (0.30)	0.73 (0.27)	0.82 (0.23)	0.72 (0.27)
Own health state today	76.22 (18.08)	70.41 (19.42)	76.42 (16.02)	69.60 (21.19)
HADS				
Anxiety	3.76 (3.23)	5.01 (3.64)	4.27 (3.18)	4.52 (3.53)
Depression	4.73 (3.85)	5.62 (3.80)	4.74 (4.08)	5.37 (3.83)
Total	8.49 (6.27)	10.63 (6.32)	9.00 (6.28)	9.89 (6.27)
MMSE	16.34 (6.37)	17.53 (6.35)	19.74 (5.37)	16.32 (7.03)
ADCS-ADL total	42.00 (16.39)	41.16 (18.14)	44.25 (19.35)	42.17 (17.60)
NPI total	23.43 (17.70)	21.40 (16.94)	22.45 (17.17)	28.13 (22.34)
QCPR				
Warmth	35.10 (3.12)	34.85 (3.46)	35.73 (2.84)	35.62 (3.22)
Criticism	23.42 (3.75)	22.58 (4.10)	22.90 (4.18)	22.74 (4.14)
Total	58.52 (6.11)	57.43 (6.56)	58.63 (5.96)	58.36 (6.41)

Effectiveness results

The results of the primary intention-to-treat analysis for family carers (SF-12 MCS-12 at 12 months) and all secondary outcome analyses are shown in *Tables 38* and *39*. There was no indication of benefit of either peer support or reminiscence intervention over control on any of the outcome measures. There was no indication of a significant interaction between the interventions.

There was some indication of impact on the person with dementia. There was a significant benefit to quality of life as measured by the DEMQOL ($p = 0.04$) for those allocated to the CSP intervention. The interaction term was significant for daily functioning ($p = 0.02$), quality of life as measured by the QOL-AD proxy ($p = 0.02$) and anxiety ($p = 0.05$), indicating that the assumption of independence between the two interventions was not valid.

Intervention

Costs

Table 40 reports the average costs per dyad for the CSP and RYCT interventions. The costs vary depending on the perspective chosen, as there are carer inputs to the delivery of the interventions.

Costs of health and social care services

For the pre-baseline period, most of the health and social care-related costs were made up by community care services, with an average of £1171 for a 3-month period, whereas (care-related) accommodation costs

TABLE 38 Analysis of covariance model results and estimated adjusted mean differences for family carer outcome measures for the CSP and RYCT intervention at final follow-up

Outcome measure	CSP vs. no CSP			RYCT vs. no RYCT			Interaction	
	Complete case	Mean difference	No-CSP mean (SE)	RYCT mean (SE)	Mean difference	No-RYCT mean (SE)	df, F-value; p-value	df, F-value; p-value
MCS-12	Multiple imputation	Pooled mean difference	CSP mean (SE)	RYCT mean (SE) <td>Pooled mean difference</td> <td>TAU mean (SE) <td>df range; F-value range; p-value range</td> <td>df range; F-value range; p-value range</td> </td>	Pooled mean difference	TAU mean (SE) <td>df range; F-value range; p-value range</td> <td>df range; F-value range; p-value range</td>	df range; F-value range; p-value range	df range; F-value range; p-value range
	Complete case	0.52	41.56 (3.41)	41.36 (3.40)	0.10	41.25 (3.48)	F(1,228) = 0.52; p = 0.47	F(1,228) = 0.11; p = 0.74
PCS-12	Multiple imputation	0.52	41.56 (3.41)	41.36 (3.40)	0.10	41.25 (3.48)	F(1,228) = 0.52; p = 0.47	F(1,228) = 0.11; p = 0.74
	Complete case	0.61	43.86 (3.50)	43.34 (3.48)	-0.43	43.77 (3.56)	F(1,228) = 0.52; p = 0.47	F(1,228) = 0.002; p = 0.98
EQ-5D VAS	Multiple imputation	0.61	43.86 (3.50)	43.34 (3.48)	-0.43	43.77 (3.56)	F(1,228) = 0.52; p = 0.47	F(1,228) = 0.002; p = 0.98
	Completed case	1.38	70.72 (1.70)	70.17 (1.46)	0.27	69.90 (1.94)	F(1,222) = 1.01; p = 0.32	F(1,222) = 0.9 (0.98); p = 0.34
EQ-5D utility	Multiple imputation	0.38	69.73 (1.75)	70.00 (1.50)	0.92	69.08 (1.99)	F(1,228) = 0.32; p = 0.57	F(1,228) = 1.22; p = 0.27
	Complete case	0.05	0.77 (0.03)	0.73 (0.02)	-0.03	0.76 (0.03)	F(1,222) = 2.36; p = 0.13	F(1,222) = 0.07; p = 0.79
HADS anxiety	Multiple imputation	0.06	0.77 (0.03)	0.72 (0.03)	-0.03	0.75 (0.03)	F(1,228) = 3.21; p = 0.07	F(1,228) = 0.15; p = 0.7
	Complete case	-0.39	6.83 (0.36)	7.19 (0.31)	0.34	6.85 (0.41)	F(1,225) = 1.51; p = 0.22	F(1,225) = 0.78; p = 0.38
HADS anxiety	Multiple imputation	-0.35	6.91 (0.37)	7.23 (0.31)	0.30	6.93 (0.42)	F(1,228) = 1.66; p = 0.2	F(1,228) = 1.12; p = 0.29
	Complete case	-0.35	6.91 (0.37)	7.23 (0.31)	0.30	6.93 (0.42)	F(1,228) = 1.66; p = 0.2	F(1,228) = 1.12; p = 0.29

Outcome measure	CSP vs. no CSP				RYCT vs. no RYCT				Interaction	
	Complete case	Mean difference	CSP mean (SE)	No-CSP mean (SE)	RYCT mean (SE)	No-RYCT mean (SE)	Mean difference	df, <i>F</i> -value; <i>p</i> -value	df, <i>F</i> -value; <i>p</i> -value	df, <i>F</i> -value; <i>p</i> -value
HADS depression	Multiple imputation	Pooled mean difference	CSP mean (SE)	TAU mean (SE)	Pooled mean difference	RYCT mean (SE)	TAU mean (SE)	df range; <i>F</i> -value range; <i>p</i> -value range	df range; <i>F</i> -value range; <i>p</i> -value range	df range; <i>F</i> -value range; <i>p</i> -value range
	Complete case	-0.03	5.93 (0.34)	5.96 (0.34)	-0.03	5.93 (0.29)	5.96 (0.39)	$F(1,225) = 0.04$; $p = 0.84$	$F(1,225) = 0.14$; $p = 0.71$	$F(1,225) = 0.14$; $p = 0.71$
HADS total (20%)	Imputation	0.01	5.99 (0.33)	5.97 (0.34)	-0.07	5.95 (0.29)	6.02 (0.38)	$F(1,228) = 0.02$ (0.01–0.05); $p = 0.9$ (0.83–0.94)	$F(1,228) = 0.2$ (0.12–0.25); $p = 0.65$ (0.61–0.73)	$F(1,228) = 0.2$ (0.12–0.25); $p = 0.65$ (0.61–0.73)
	Complete case	-0.42	12.77 (0.64)	13.19 (0.65)	0.26	13.11 (0.55)	12.85 (0.73)	$F(1,225) = 0.08$; $p = 0.78$	$F(1,225) = 0.37$; $p = 0.54$	$F(1,225) = 0.37$; $p = 0.54$
PANAS positive affectivity (20%)	Imputation	-0.35	12.90 (0.64)	13.25 (0.65)	0.18	13.17 (0.55)	12.99 (0.73)	$F(1,228) = 0.62$ (0.32–0.69); $p = 0.43$ (0.41–0.57)	$F(1,228) = 0.55$ (0.3–0.67); $p = 0.46$ (0.41–0.59)	$F(1,228) = 0.55$ (0.3–0.67); $p = 0.46$ (0.41–0.59)
	Original	0.23	30.59 (0.56)	30.37 (0.57)	1.08	31.02 (0.48)	29.94 (0.64)	$F(1,224) = 0.09$; $p = 0.77$	$F(1,224) = 0.01$; $p = 0.93$	$F(1,224) = 0.01$; $p = 0.93$
COPE positive aspects of caring (20%)	Imputed	0.16	30.47 (0.56)	30.30 (0.57)	0.94	30.85 (0.48)	29.92 (0.65)	$F(1,228) = 0.05$ (0.01–0.07); $p = 0.82$ (0.79–0.93)	$F(1,228) = 0.01$ (0–0.09); $p = 0.93$ (0.77–0.99)	$F(1,228) = 0.01$ (0–0.09); $p = 0.93$ (0.77–0.99)
	Original	-0.12	12.14 (0.20)	12.26 (0.21)	0.11	12.26 (0.17)	12.14 (0.24)	$F(1,204) = 0.15$; $p = 0.7$	$F(1,204) = 0.07$; $p = 0.79$	$F(1,204) = 0.07$; $p = 0.79$
Carer distress (NPI)	Imputed	0.01	12.13 (0.20)	12.11 (0.22)	0.08	12.16 (0.17)	12.08 (0.24)	$F(1,228) = 0.13$ (0–0.24); $p = 0.72$ (0.62–0.99)	$F(1,228) = 0.01$ (0–0.19); $p = 0.93$ (0.66–0.99)	$F(1,228) = 0.01$ (0–0.19); $p = 0.93$ (0.66–0.99)
	Original	2.44	11.94 (0.88)	9.51 (0.90)	-0.29	10.58 (0.73)	10.87 (1.02)	$F(1,191) = 2.46$; $p = 0.12$	$F(1,191) = 2.71$; $p = 0.1$	$F(1,191) = 2.71$; $p = 0.1$
Carer distress (NPI)	Imputed	1.82	12.63 (0.95)	10.82 (0.96)	-0.09	11.68 (0.88)	11.77 (1.00)	$F(1,228) = 2.73$ (1.02–3.08); $p = 0.1$ (0.08–0.31)	$F(1,228) = 0.72$ (0.09–1.42); $p = 0.4$ (0.23–0.76)	$F(1,228) = 0.72$ (0.09–1.42); $p = 0.4$ (0.23–0.76)

continued

TABLE 38 Analysis of covariance model results and estimated adjusted mean differences for family carer outcome measures for the CSP and RYCT intervention at final follow-up (continued)

Outcome measure	Complete case	CSP vs. no CSP			RYCT vs. no RYCT			Interaction		
		df, <i>F</i> -value; <i>p</i> -value	Mean difference	CSP mean (SE)	No-CSP mean (SE)	df, <i>F</i> -value; <i>p</i> -value	Mean difference	RYCT mean (SE)	No-RYCT mean (SE)	df, <i>F</i> -value; <i>p</i> -value
Personal growth (PGI)	Original	$F(1,223) = 3.77$; $p = 0.05$	-0.40	12.03 (0.22)	12.43 (0.23)	$F(1,223) = 1.29$; $p = 0.26$	0.36	12.41 (0.19)	12.05 (0.26)	$F(1,223) = 1.46$; $p = 0.23$
	Imputed	$F(1,228) = 4.03$ (3.4–5.57); $p = 0.05$ (0.02–0.07)	-0.41	12.03 (0.23)	12.44 (0.23)	$F(1,228) = 1.41$ (1.1 to 1.62); $p = 0.24$ (0.2 to 0.3)	0.37	12.42 (0.19)	12.05 (0.26)	$F(1,228) = 1.43$ (1.11–2.08); $p = 0.23$ (0.15–0.29)
QCPR warmth	Original	$F(1,204) = 0.05$; $p = 0.82$	0.09	31.36 (0.46)	31.27 (0.49)	$F(1,204) = 1.87$; $p = 0.17$	0.82	31.72 (0.39)	30.91 (0.55)	$F(1,204) = 0.16$; $p = 0.69$
	Imputed	$F(1,228) = 0.43$ (0.01–0.65); $p = 0.51$ (0.42–0.93)	0.26	31.32 (0.46)	31.06 (0.49)	$F(1,228) = 2.26$ (1.42–3.05); $p = 0.13$ (0.08–0.23)	0.89	31.63 (0.40)	30.74 (0.53)	$F(1,228) = 0.1$ (0.01–0.44); $p = 0.76$ (0.51–0.92)
QCPR absence of criticism and conflict (20%)	Original	$F(1,204) = 2.1$; $p = 0.15$	0.78	22.23 (0.40)	21.45 (0.43)	$F(1,204) = 1.71$; $p = 0.19$	0.70	22.19 (0.34)	21.49 (0.48)	$F(1,204) = 0.001$; $p = 0.97$
	Imputed	$F(1,228) = 3.92$ (3.2–4.87); $p = 0.05$ (0.03–0.07)	1.11	22.08 (0.41)	20.97 (0.44)	$F(1,228) = 3.58$ (1.91–4.71); $p = 0.06$ (0.03–0.17)	0.98	22.02 (0.37)	21.04 (0.49)	$F(1,228) = 0.1$ (0.003–1.78); $p = 0.76$ (0.18–0.96)
QCPR total (20%)	Original	$F(1,204) = 0.96$; $p = 0.33$	0.90	53.60 (0.73)	52.70 (0.78)	$F(1,204) = 2.39$; $p = 0.12$	1.49	53.89 (0.62)	52.40 (0.87)	$F(1,204) = 0.06$; $p = 0.81$
	Imputed	$F(1,228) = 2.17$ (1.32–3.08); $p = 0.14$ (0.08–0.25)	1.42	53.41 (0.73)	52.00 (0.76)	$F(1,228) = 3.9$ (3.19–4.54); $p = 0.05$ (0.03–0.08)	1.87	53.64 (0.63)	51.77 (0.84)	$F(1,228) = 0.04$ (0.002–0.53); $p = 0.84$ (0.47–0.97)
Loneliness	Original	$F(1,224) = 0.26$; $p = 0.61$	0.17	2.68 (0.19)	2.51 (0.19)	$F(1,224) = 1.02$; $p = 0.31$	-0.24	2.47 (0.16)	2.71 (0.21)	$F(1,224) = 0.42$; $p = 0.52$
	Imputed	$F(1,228) = 0.24$ (0.19–0.45); $p = 0.63$ (0.5–0.66)	0.19	2.72 (0.19)	2.53 (0.19)	$F(1,228) = 1.25$ (0.91–1.54); $p = 0.26$ (0.22–0.34)	-0.27	2.49 (0.16)	2.76 (0.22)	$F(1,228) = 0.71$ (0.47–0.89); $p = 0.4$ (0.35–0.49)

PANAS, Positive and Negative Affect Schedule; PGI, Personal Growth Index.

TABLE 39 Analysis of covariance model results and estimated adjusted mean differences for the person with dementia outcome measures for the CSP and RYCT intervention at final follow-up

Outcome measure	Complete case	CSP vs. no CSP			RYCT vs. no RYCT			Interaction			
		df, F-value, p-value	Mean difference	Mean CSP (SE)	df, F-value, p-value	Mean difference	Mean RYCT (SE)	df, F-value, p-value	Mean RYCT (SE)	Mean TAU (SE)	
QOL-AD self-report	Original	$F(1,125) = 0.004$; $p = 0.95$	-0.08	37.85 (0.63)	Mean no CSP (SE)	37.93 (0.63)	Mean RYCT (SE)	38.14 (0.53)	Mean TAU (SE)	37.63 (0.72)	$F(1,125) = 0.43$; $p = 0.51$
	Imputed	$F(1,226) = 0.23$ (0.06-0.77); $p = 0.63$ (0.38-0.8)	-0.16	36.43 (0.72)	Mean TAU (SE)	36.59 (0.82)	Pooled mean difference	0.70	Mean RYCT (SE)	36.16 (0.74)	$F(1,226) = 0.06$ (0.01-1.7); $p = 0.06$ (0.01-1.7)
QOL-AD proxy	Original	$F(1,204) = 0.5$; $p = 0.48$	-0.23	28.83 (0.46)	Mean no CSP (SE)	29.05 (0.50)	Mean RYCT (SE)	28.78 (0.38)	Mean TAU (SE)	29.10 (0.57)	$F(1,204) = 5.91$; $p = 0.02$
	Imputed	$F(1,226) = 0.22$ (0.15-1.1); $p = 0.64$ (0.3-0.69)	-0.12	28.51 (0.45)	Mean TAU (SE)	28.63 (0.53)	Pooled mean difference	-0.20	Mean RYCT (SE)	28.67 (0.56)	$F(1,226) = 4.47$ (2.46-5.94); $p = 0.04$ (0.02-0.12)
DEMQOL self-report	Original	$F(1,123) = 4.39$; $p = 0.04$	2.51	96.64 (1.26)	Mean no CSP (SE)	94.13 (1.27)	Mean RYCT (SE)	95.20 (1.06)	Mean TAU (SE)	95.57 (1.43)	$F(1,123) = 2.2$; $p = 0.14$
	Imputed	$F(1,226) = 7.39$ (5.02-9.7); $p = 0.01$ (0.002-0.03)	2.67	94.04 (1.33)	Mean TAU (SE)	91.37 (1.92)	Pooled mean difference	-1.38	Mean RYCT (SE)	93.39 (1.93)	$F(1,226) = 1.63$ (0.25-5.76); $p = 0.2$ (0.02-0.62)
DEMQOL-Proxy	Original	$F(1,202) = 2.29$; $p = 0.13$	-3.12	92.38 (1.08)	Mean no CSP (SE)	95.51 (1.17)	Mean RYCT (SE)	94.03 (0.89)	Mean TAU (SE)	93.86 (1.32)	$F(1,202) = 3.03$; $p = 0.08$
	Imputed	$F(1,226) = 2.62$ (1.44-3.04); $p = 0.11$ (0.08-0.23)	-2.79	92.22 (1.21)	Mean TAU (SE)	95.00 (1.14)	Pooled mean difference	-0.18	Mean RYCT (SE)	93.70 (1.37)	$F(1,226) = 1.67$ (0.84-3.61); $p = 0.2$ (0.06-0.36)

continued

TABLE 39 Analysis of covariance model results and estimated adjusted mean differences for the person with dementia outcome measures for the CSP and RYCT intervention at final follow-up (*continued*)

Outcome measure	Complete case	CSP vs. no CSP			RYCT vs. no RYCT			Interaction		
		df, F-value, p-value	Mean difference	Mean CSP (SE)	df, F-value, p-value	Mean difference	Mean RYCT (SE)	df, F-value, p-value	df, F-value, p-value	
Anxiety	Original	$F(1,119) = 0.23$; $p = 0.63$	0.14	3.27 (0.41)	3.13 (0.40)	$F(1,119) = 0.92$; $p = 0.34$	3.48 (0.33)	2.93 (0.46)	$F(1,119) = 3.95$; $p = 0.05$	
	Imputed	$F(1,226) = 0.16$; (0.001–0.46); $p = 0.69$ (0.5–0.98)	0.07	3.90 (0.34)	3.84 (0.35)	$F(1,226) = 2.42$; (1.15–3.56); $p = 0.12$ (0.06–0.28)	0.65	4.20 (0.31)	3.55 (0.37)	$F(1,226) = 0.53$; (0.08–1.1); $p = 0.47$ (0.3–0.77)
Depression	Original	$F(1,119) = 0.33$; $p = 0.57$	-0.26	3.85 (0.42)	4.11 (0.41)	$F(1,119) = 0.001$; $p = 0.97$	0.02	4.00 (0.34)	3.97 (0.47)	$F(1,119) = 0.03$; $p = 0.87$
	Imputed	$F(1,226) = 0.1$; (0.001–0.93); $p = 0.75$ (0.34–0.98)	0.05	5.32 (0.50)	5.27 (0.53)	$F(1,226) = 0.02$; (0.002–1.03); $p = 0.88$ (0.31–0.96)	0.15	5.37 (0.49)	5.22 (0.51)	$F(1,226) = 0.09$; (0.002–1.53); $p = 0.76$ (0.22–0.97)
HADS total	Original	$F(1,119) = 0.27$; $p = 0.6$	-0.05	7.19 (0.70)	7.24 (0.68)	$F(1,119) = 0.24$; $p = 0.63$	0.49	7.46 (0.57)	6.97 (0.78)	$F(1,119) = 1.57$; $p = 0.21$
	Imputed	$F(1,226) = 0.15$; (0.003–1.05); $p = 0.69$ (0.31–0.96)	0.07	9.24 (0.63)	9.17 (0.72)	$F(1,226) = 0.8$; (0.38–2.61); $p = 0.37$ (0.11–0.54)	0.73	9.57 (0.61)	8.84 (0.70)	$F(1,226) = 0.17$; (0.13–1.56); $p = 0.68$ (0.21–0.72)
ADCS-ADL total	Original	$F(1,158) = 0.09$; $p = 0.76$	-2.42	40.56 (1.30)	42.98 (1.41)	$F(1,158) = 3.55$; $p = 0.06$	-3.84	39.85 (1.08)	43.69 (1.57)	$F(1,158) = 5.63$; $p = 0.02$
	Imputed	$F(1,226) = 0.46$; (0.002–2.22); $p = 0.5$ (0.14–0.96)	-2.48	35.30 (1.47)	37.77 (2.14)	$F(1,226) = 3.59$; (1.52–4.04); $p = 0.06$ (0.05–0.22)	-3.23	34.92 (1.44)	38.15 (2.07)	$F(1,226) = 3.33$; (2.27–3.8); $p = 0.07$ (0.05–0.13)

Outcome measure	CSP vs. no CSP				RYCT vs. no RYCT				Interaction	
	Complete case	df, F-value, p-value	Mean difference	Mean CSP (SE)	df, F-value, p-value	Mean difference	Mean RYCT (SE)	Mean no RYCT (SE)	df, F-value, p-value	df range, F-value range, p-value range
		df range, F-value range, p-value range	Pooled mean difference	Mean CSP (SE)	df range, F-value range, p-value range	Pooled mean difference	Mean RYCT (SE)	Mean TAU (SE)		
QCPR total	Original	$F(1,123) = 0.26$; $p = 0.61$	0.83	60.51 (0.84)	$F(1,123) = 2.07$; $p = 0.15$	-0.29	59.95 (0.69)	60.24 (0.93)	$F(1,123) = 0.18$; $p = 0.67$	
	Imputed	$F(1,226) = 0.41$ (0.01-3.35); $p = 0.52$ (0.07-0.92)	-0.19	57.30 (1.40)	$F(1,226) = 6.78$ (3.02-10.98); $p = 0.01$ (0.001-0.08)	-1.26	56.77 (0.95)	58.03 (1.02)	$F(1,226) = 0.94$ (0.03-2.2); $p = 0.33$ (0.14-0.85)	
Warmth	Original	$F(1,122) = 0.002$; $p = 0.96$	0.15	35.56 (0.49)	$F(1,122) = 0.54$; $p = 0.46$	-0.89	35.04 (0.40)	35.93 (0.54)	$F(1,122) = 0.46$; $p = 0.5$	
	Imputed	$F(1,226) = 0.94$ (0.6-3.48); $p = 0.33$ (0.06-0.44)	-0.17	34.27 (0.69)	$F(1,226) = 0.5$ (0.19-1.49); $p = 0.48$, (0.22-0.66)	-1.38	33.67 (0.59)	35.05 (0.48)	$F(1,226) = 0.54$ (0.02-1.32); $p = 0.46$ (0.25-0.9)	
Criticism	Original	$F(1,122) = 0.66$; $p = 0.42$	0.21	24.65 (0.52)	$F(1,122) = 0.08$; $p = 0.78$	0.49	24.80 (0.43)	24.30 (0.58)	$F(1,122) = 0.01$; $p = 0.94$	
	Imputed	$F(1,226) = 1.47$ (0.12-3.36); $p = 0.23$ (0.07-0.73)	-0.25	22.86 (1.02)	$F(1,226) = 1.38$ (0.44-3.93); $p = 0.24$ (0.05-0.51)	0.12	23.04 (0.70)	22.93 (0.82)	$F(1,226) = 0.03$ (0.001-1.42); $p = 0.86$ (0.23-0.98)	

TABLE 40 Cost per dyad for CSP and RYCT interventions from health and social care and societal perspectives

Intervention	Perspective and cost assumption	Cost per dyad (£)		
		Mean	Median	Range
CSP	Health and social care	2136	1143	32–12,249
	Societal; replacement cost	2837	1817	36–14,489
	Societal; opportunity cost	2339	1390	33–12,782
RYCT (12 week)	Health and social care	1661	1704	0–5419
	Societal; replacement cost	2165	2300	0–6382
	Societal; opportunity cost	1785	1839	0–5652
RYCT reunion sessions	Health and social care	551	454	0–1854
	Societal; replacement cost	770	771	0–2146
	Societal; opportunity cost	604	583	0–1924

contributed to a much smaller extent (£88). However, at final follow-up, the average quarterly expenditure for residential care had increased to £1335. Hospital service use typically increased with time, with costs averaging £301 at baseline and £410 at second follow-up. Costs of day-care services and medications barely altered over time, averaging within the £200–300 range at both baseline and final follow-up. For the overall 12-month period, community services remained the highest contributor to total health and social care costs (£4686), followed by accommodation costs (£3225) and hospital services (£1640). The smallest cost component was adaptations and equipment (£269).

Comparing total health and social care expenditures for the person with dementia with those of the family carer at baseline, the cost for the former was about 15 times higher (£2170 vs. £141). This gap was wider at second follow-up (£3475 vs. £154: 23 times higher). For the total 12-month period, the average health and social care costs were £12,497 for the person with dementia and £614 for the family carer.

The only adjusted differences in the distributions of costs between groups found to be significant at the 5% confidence level were residential and accommodation costs at first follow-up and for the whole 12-month period, for family carer at baseline and for some of the cost aggregates, which included intervention-related costs.

Frequency of service use There was no difference in frequency of service use for either family carers or people with dementia between intervention groups or TAU, although accommodation showed the most variance between groups (p -values ranged between 0.10 and 0.15 depending on the time point). At baseline, a small percentage of people with dementia used care accommodation and this percentage increased over time, so that by final follow-up > 25% of some intervention groups generated accommodation costs. About two-thirds of the people with dementia used hospital services at baseline, declining to around half at final follow-up. At baseline, 95% of people with dementia made use of some sort of community service, this percentage falling to 85% at final follow-up. At baseline, day services were used by half of the sample of people with dementia, with this percentage remaining fairly stable between groups and time points. Every person with dementia was receiving some form of unpaid family care at baseline, given the study design, with this percentage remaining at $\geq 90\%$ at final follow-up.

At baseline, the percentage of carers using health and social care services ranged between 38% and 46%, depending on the treatment group, with this percentage declining slightly at final follow-up. About two-thirds of carers reported using medication, whereas for the people with dementia the mean was about 90%.

Cost-effectiveness analysis *Table 41* displays the incremental costs, incremental effects (both measured over 12 months) and ICERs for the two primary outcomes: MCS-12 for carers and QOL-AD for people with dementia. Results are shown from three perspectives: two societal perspectives using (in turn) opportunity cost and replacement cost approaches to value unpaid care, and a health and social care perspective, which does not include unpaid care. This analytic strategy was repeated for the secondary outcomes: PCS-12 for carers and QALYs for people with dementia derived in turn from the EQ-5D, DEMQOL and DEMQOL-Proxy measures. These results are shown in *Table 42*.

Cost-effectiveness using carer outcomes For carers, none of CSP, RYCT or CSP/RYCT combined appears to be cost-effective compared with its respective comparator, whatever the study perspective.

Looking at the primary outcome for carers (MCS-12) and taking the primary perspective (societal with opportunity cost values), both RYCT and CSP/RYCT combined are dominated; that is, they are less effective and have higher costs than their respective comparators. CSP alone had marginally better outcomes and higher costs (although neither was significantly different), with the resultant ICER suggesting that the cost for a 1-point improvement on the MCS-12 is £8601. There is no external threshold with which to compare this ICER, but it looks high given that MCS-12 scores can range from 0 to 100.

The findings are the same under a health and social care perspective: RYCT and CSP/RYCT combined are dominated – indeed, the combined intervention is significantly more costly than TAU – and CSP has a high ICER.

Recalculating carer costs using a replacement cost approach, CSP still has a high ICER and CSP/RYCT combined is dominated. RYCT significantly reduces costs but has worse outcomes than its comparator (the ICER is £6914 for each 1-point worsening on the MCS-12). Given that neither the cost nor the outcome difference in this case is significant – and that the ‘cost reduction’ is the imputed value of carer time, and therefore not easily transferable as a ‘saving’ for use elsewhere in the system – it is unlikely that the decision-maker would choose RYCT in these circumstances.

The two secondary outcomes for carers were PCS-12 and QALYs generated by the EQ-5D. Looking first at PCS-12 and taking the primary perspective (societal, opportunity cost assumption), both RYCT and CSP/RYCT combined are dominated by their comparators. CSP has higher costs but better outcomes than not CSP (although neither achieves significance) and the ICER appears high at £4920, although there are no established thresholds for PCS-12 against which to compare this figure.

The findings are similar under a health and social care perspective: RYCT and CSP/RYCT combined are both dominated, and in fact each has significantly higher cost than its comparator, whereas CSP has an ICER value (£3578) likely to be considered high.

Under a societal perspective with replacement cost values for carer time, CSP/RYCT combined is dominated by its comparator (TAU). RYCT has lower costs but worse outcomes (although neither is significant). In a similar vein to the earlier argument, this finding is unlikely to encourage the decision-maker to choose RYCT over non-RYCT because the differences are not significant, and the ‘saving’ is in the ascribed value of carer time that is not easily transferred to another use in the care system. CSP has slightly better effectiveness on PCS-12 than not CSP but also higher costs (although neither is significant) and the ICER appears high.

Using QALY as an outcome measure, whether measured using EQ-5D (for carers) or DEMQOL or DEMQOL-Proxy (for people with dementia), is helpful in cost-effectiveness analyses because it is then possible to compare an estimated ICER value (when adopting a health and social care perspective) with thresholds recommended by NICE, usually quoted as £20,000 per QALY gained.

From both a societal perspective (opportunity costs) and health and social care perspectives the findings are the same: CSP has (non-significantly) higher costs and (non-significantly) lower costs than not CSP

TABLE 41 Incremental cost-effectiveness ratios for primary outcomes

Variable	CSP vs. not CSP			RYCT vs. not RYCT			CSP/RYCT combined vs. TAU		
	Incremental cost (£, 2010/11), mean (95% bootstrapped CI)	Incremental effect, mean (95% bootstrapped CI)	ICER (£)	Incremental cost (£, 2010/11), mean (95% bootstrapped CI)	Incremental effect, mean (95% bootstrapped CI)	ICER (£)	Incremental cost (£, 2010/11), mean (95% bootstrapped CI)	Incremental effect, mean (95% bootstrapped CI)	ICER (£)
Societal perspective: opportunity cost scenario (0–12 months)									
MCS-12	3957 (-1105 to 9019)	0.46 (-1.39 to 2.31)	8601	1492 (-4423 to 7408)	-1.07 (-2.93 to 0.78)	Not-RYCT dominant	7509 (-347 to 15,365)	-1.16 (-3.90 to 1.59)	TAU dominant
QOL-AD	3973 (-1082 to 9028)	-0.03 (-1.66 to 1.60)	Not-CSP dominant	1495 (-4417 to 7408)	0.67 (-1.54 to 2.89)	2220	7520 (-318 to 15,358)	0.50 (-2.45 to 3.45)	15,015
Societal perspective: replacement cost scenario (0–12 months)									
MCS-12	3543 (-11,230 to 18,315)	0.46 (-1.39 to 2.31)	7666	-7423 (-23,647 to 8801)	-1.07 (-2.93 to 0.79)	6914	739 (-26,122 to 27,600)	-1.15 (-3.90 to 1.59)	TAU dominant
QOL-AD	3436 (-11,319 to 18,191)	-0.04 (-1.67 to 1.59)	Not-CSP dominant	-7431 (-23,659 to 8797)	0.67 (-1.55 to 2.89)	RYCT dominant	651 (-26,222 to 27,524)	0.49 (-2.46 to 3.45)	1325
Health and social care perspective (12 months)									
MCS-12	2887.9 (-850.9 to 6626.7)	0.46 (-1.39 to 2.31)	6312	4356 (230 to 8482)	-1.08 (-2.93 to 0.78)	Not-RYCT dominant	8543 (4152 to 12,994)	-1.16 (-3.90 to 1.58)	TAU dominant
QOL-AD	2888 (-845 to 6620)	-0.04 (-1.67 to 1.59)	Not-CSP dominant	4356 (234 to 8478)	0.67 (-1.56 to 2.89)	6517	8543 (4157 to 12,928)	0.49 (-2.47 to 3.45)	17,428

TABLE 42 Incremental cost-effectiveness ratios for secondary outcomes

Variable	CSP vs. not CSP			RYCT vs. not RYCT			CSP/RYCT combined vs. TAU		
	Incremental cost (£ 2010/11), mean (95% bootstrapped CI)	Incremental effect, mean (95% bootstrapped CI)	ICER (£)	Incremental cost (£ 2010/11), mean (95% bootstrapped CI)	Incremental effect, mean (95% bootstrapped CI)	ICER (£)	Incremental cost (£ 2010/11), mean (95% bootstrapped CI)	Incremental effect, mean (95% bootstrapped CI)	ICER (£)
Societal perspective: opportunity cost scenario (0–12 months)									
PCS-12	3969 (-1088 to 9026)	0.81 (-1.07 to 2.68)	4920	1495 (-4422 to 7411)	-1.26 (-3.21 to 0.68)	Not-RYCT dominant	7517 (-333 to 15,368)	-0.85 (-3.39 to 1.69)	TAU dominant
QALY (EQ-5D)	3966 (-1090 to 9022)	0.02 (-0.01 to 0.05)	208,400	1494 (-4424 to 7412)	-0.03 (-0.06 to 0.00)	Not-RYCT dominant	7515 (-338 to 15,369)	-0.01 (-0.05 to 0.03)	TAU dominant
QALY (DEMQOL)	3956 (-1112 to 9024)	0.01 (-0.01 to 0.03)	292,435	1492 (-4427 to 7412)	-0.01 (-0.04 to 0.02)	Not-RYCT dominant	7508 (-359 to 15,376)	0.00 (-0.04 to 0.04)	183,580,636
QALY (DEMQOL-Proxy)	3994 (-1060 to 9048)	0.01 (-0.01 to 0.03)	636,633	1499 (-4408 to 7406)	0.01 (-0.01 to 0.03)	141,665	7534 (-283 to 15,351)	0.02 (-0.01 to 0.06)	306,490
Societal perspective: replacement cost scenario (0–12 months)									
PCS-12	3610 (-11,165 to 18,386)	0.81 (-1.07 to 2.68)	4477	-7418 (-23,647 to 8811)	-1.26 (-3.21 to 0.68)	5865 ^a	794 (-26,059 to 27,647)	-0.85 (-3.39 to 1.69)	TAU dominant
QALY (EQ-5D)	3445 (-11,361 to 18,251)	0.02 (-0.01 to 0.05)	178,979	-7431 (-23,667 to 8806)	-0.03 (-0.06 to 0.00)	247,968 ^a	659 (-26,226 to 27,583)	-0.01 (-0.05 to 0.03)	TAU dominant
QALY (DEMQOL)	3486 (-11,331 to 18,303)	0.01 (-0.01 to 0.03)	258,113	-7427 (-23,658 to 8804)	-0.01 (-0.04 to 0.02)	737,676 ^a	692 (-26,218 to 27,602)	0.00 (-0.04 to 0.04)	35,308,661
QALY (DEMQOL-Proxy)	3669 (-11,077 to 18,416)	0.01 (-0.01 to 0.03)	595,549	-7414 (-23,635 to 8807)	0.0105 (-0.01 to 0.03)	RYCT dominant	843 (-25,946 to 27,631)	0.0243 (-0.01 to 0.05)	34,624

continued

TABLE 42 Incremental cost-effectiveness ratios for secondary outcomes (continued)

Variable	CSP vs. not CSP		RYCT vs. not RYCT		CSP/RYCT combined vs. TAU	
	Incremental cost (£ 2010/11), mean (95% bootstrapped CI)	Incremental effect, mean (95% bootstrapped CI)	Incremental cost (£ 2010/11), mean (95% bootstrapped CI)	Incremental effect, mean (95% bootstrapped CI)	Incremental cost (£ 2010/11), mean (95% bootstrapped CI)	Incremental effect, mean (95% bootstrapped CI)
Health and social care perspective (0–12 months)						
PCS-12	2886 (-850 to 6623)	0.81 (-1.07 to 2.68)	3578 4356 (233 to 8479)	-1.26 (-3.21 to 0.68)	8541 (4153 to 12,929)	-0.85 (-3.39 to 1.69)
QALY (EQ-5D)	2889 (-844 to 6622)	0.02 (-0.01 to 0.05)	151,027 4356 (229 to 8482)	-0.03 (-0.06 to 0.00)	8544 (4151 to 12,938)	-0.01 (-0.05 to 0.03)
QALY (DEMQOL)	2887 (-849 to 6622)	0.01 (-0.01 to 0.03)	213,369 4357 (230 to 8482)	-0.01 (-0.04 to 0.02)	8541 (4155 to 12,928)	0.00 (-0.04 to 0.04)
QALY (DEMQOL-Proxy)	2880 (-857 to 6618)	0.0063 (-0.0126 to 0.0251)	457,823 4358 (238 to 8479)	0.0106 (-0.0076 to 0.0288)	8533 (4146 to 12,920)	0.0246 (-0.0062 to 0.0555)

a These ICER values arise because RYCT is less costly but also less effective; see text below for discussion.

(with ICERs considerably greater than the NICE threshold) and both RYCT and CSP/RYCT combined are dominated by their comparators. (The QALY difference for RYCT is small but statistically significant, and under a health and social care perspective RYCT also has significantly higher costs.)

From a societal perspective (replacement costs), CSP is again unlikely to be seen as cost-effective given its high ICER. RYCT generates significantly lower QALYs than not RYCT but also reduces costs, and for the reasons noted earlier is unlikely to be seen as the preferred option. CSP/RYCT combined is dominated by TAU.

Cost-effectiveness using outcomes for people with dementia The primary outcome measure for people with dementia was QOL-AD. CSP is dominated by not CSP when adopting any of the perspectives and costing approaches. RYCT had marginally but not significantly better effectiveness on this measure, higher cost from the societal perspective with opportunity cost and also the health and social care perspective (with cost difference being significant), and marginally but not significantly lower cost from the societal perspective with replacement cost assumptions. There are no established thresholds against which to compare ICER values for QOL-AD. The CEAC (*Figure 21*) suggests that RYCT is cost-effective across a wide range of WTP values. For comparison, the CEAC in *Figure 22* is for the same comparison but now from a health and social care perspective: RYCT is not cost-effective. CSP/RYCT combined has high ICER values under two perspectives and, under the other (societal with replacement costs), the estimated CEAC (*Figure 23*) does not suggest that it would be seen as cost-effective.

The secondary outcomes for people with dementia were QALYs measured by DEMQOL and DEMQOL-Proxy. From a societal perspective (opportunity costs), CSP is not cost-effective by reference to either measure, as ICER values are all considerably above the NICE threshold. RYCT is dominated by its comparator using DEMQOL, has a high ICER (£141,665 per QALY) using DEMQOL-Proxy and is not cost-effective. CSP/RYCT combined is not cost-effective, as the ICERs are again considerably above the NICE threshold.

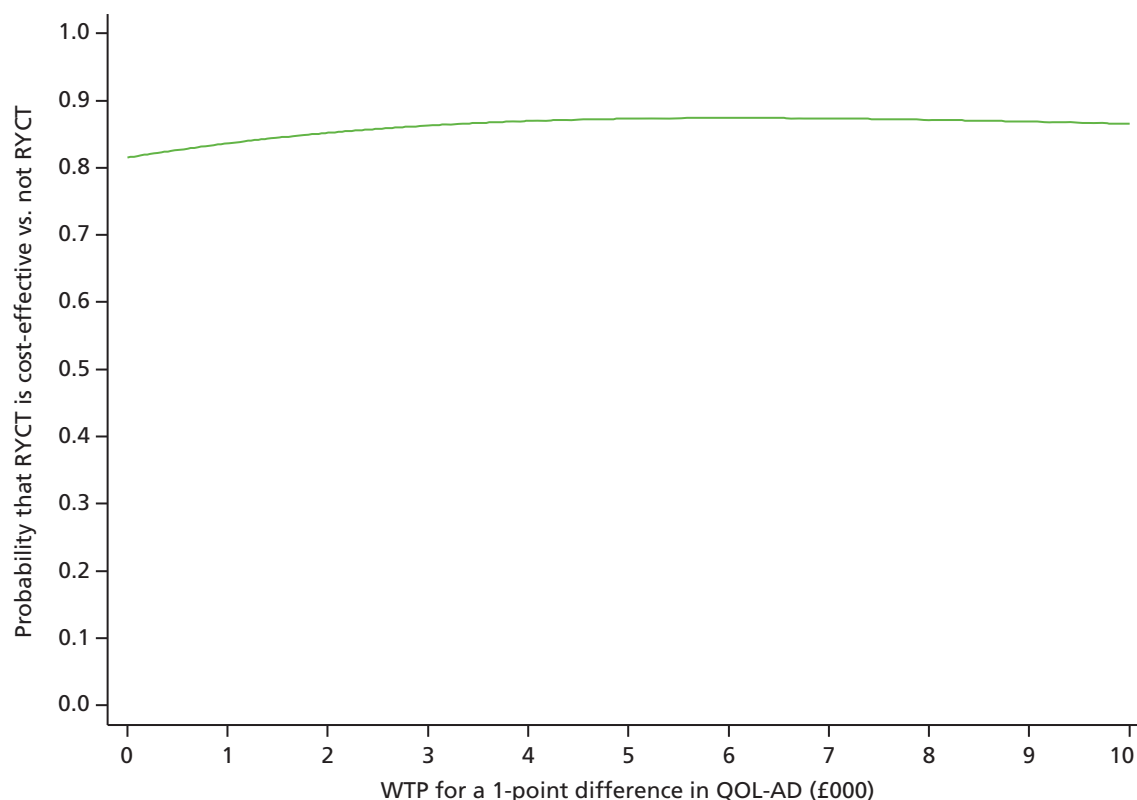


FIGURE 21 Cost-effectiveness acceptability curve for RYCT, using QOL-AD as outcome, from a societal perspective (replacement cost assumption).

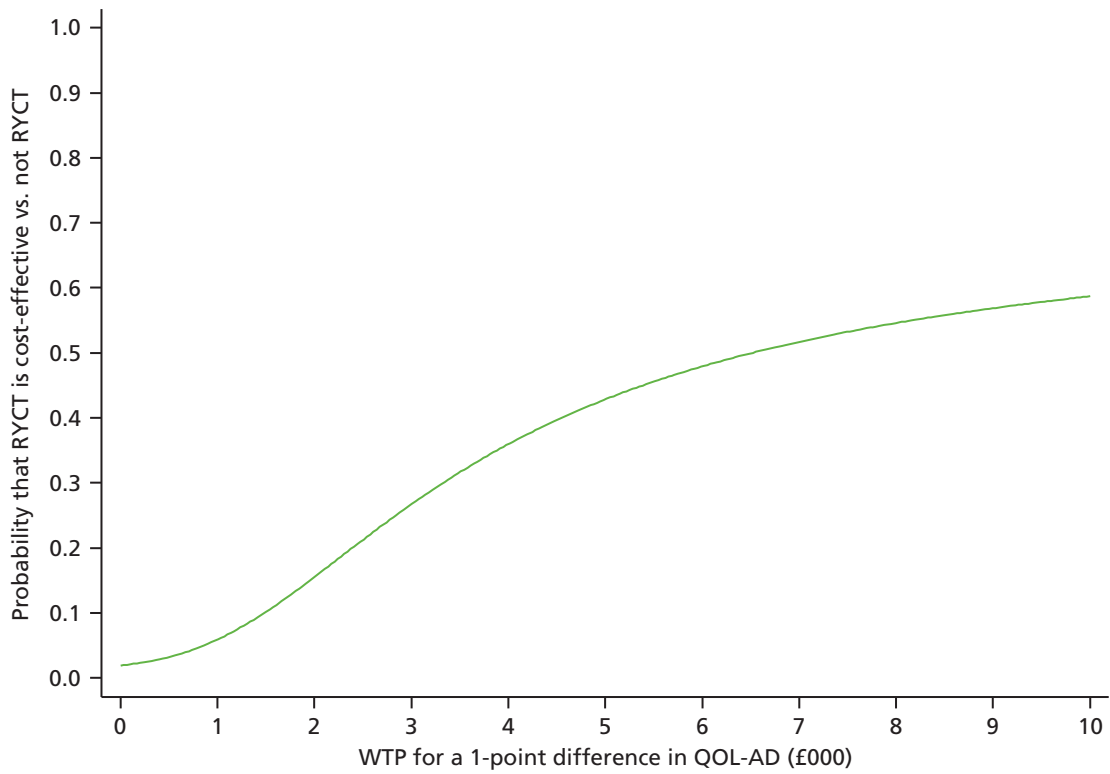


FIGURE 22 Cost-effectiveness acceptability curve for RYCT, using QOL-AD as outcome, from a health and social care perspective.

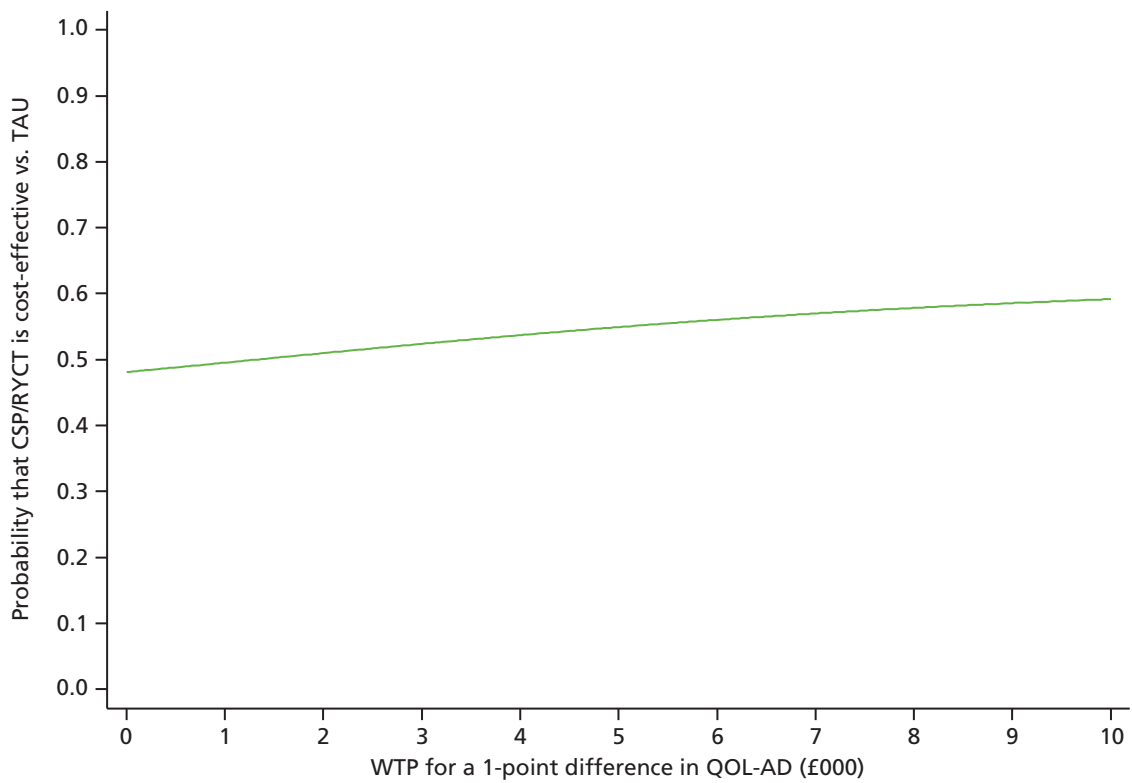


FIGURE 23 Cost-effectiveness acceptability curve for CSP-RYCT combined, using QOL-AD as outcome, from a societal perspective (opportunity cost).

From a societal perspective with replacement costs, CSP is not cost-effective. RYCT is not cost-effective using DEMQOL, but dominates not RYCT using DEMQOL-Proxy and is cost-effective. CSP/RYCT combined has a very ICER using DEMQOL and, although the ICER is much closer to the NICE threshold using DEMQOL-Proxy (although the comparison is not so relevant given the perspective), the CEAC (*Figure 24*) does not suggest cost-effectiveness as the curve barely gets above the 0.5 probability level, even at high WTP values.

From a health and social care perspective, none of the interventions is cost-effective.

Bringing these cost-effectiveness results together:

- CSP is not cost-effective whether considering outcomes for carers or outcomes for people with dementia.
- RYCT is not cost-effective when considering outcomes for carers or most outcomes for people with dementia. It is cost-effective when looking at the QOL-AD measure and from a societal perspective with replacement costs, but this was not the primary perspective chosen for the analysis before the trial began.
- CSP-RYCT combined is not cost-effective when considering outcomes for carers or outcomes for people with dementia.

Discussion

In this trial we had made some adaptations to both interventions to increase the awareness of intervention providers to the needs of family carers. These changes led to greater acceptability of the one-to-one support intervention, as 76% carers offered peer support took up this offer, much higher than in the BECCA befriending intervention.

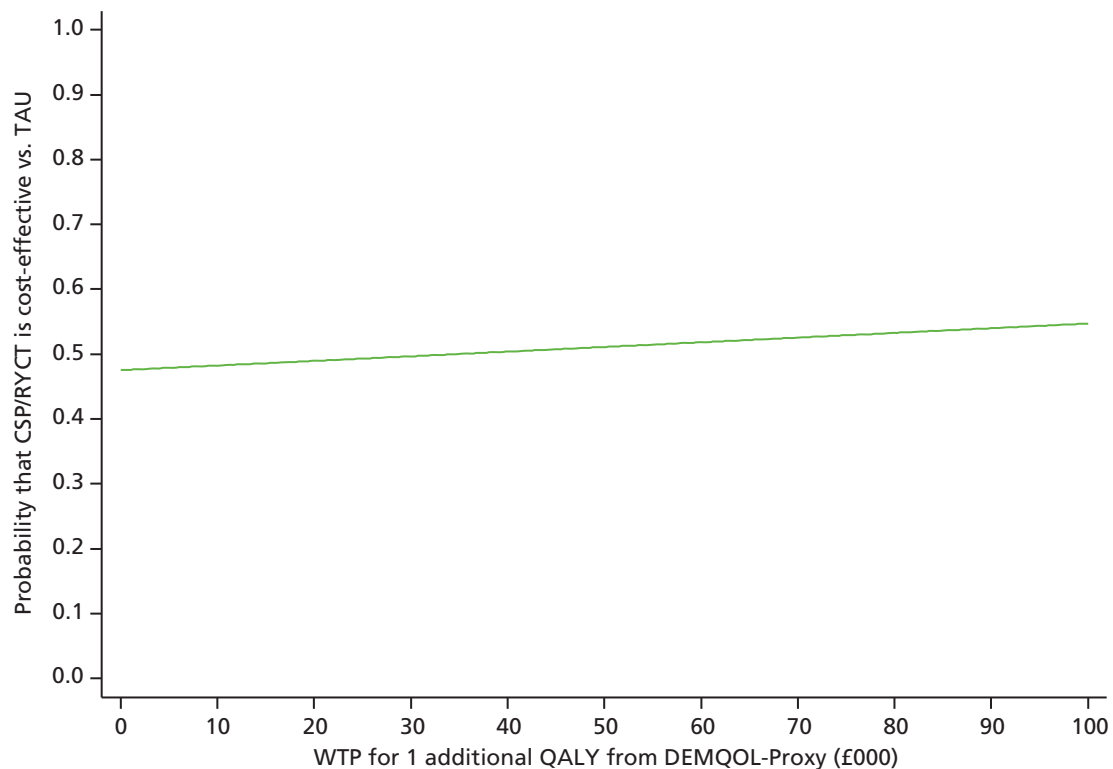


FIGURE 24 Cost-effectiveness acceptability curve for CSP-RYCT combined, using QALYs from DEMQOL-Proxy as outcome, from a societal perspective (replacement cost).

Overall, the groups were well matched at baseline. However, given the significantly higher MMSE score for the TAU group at baseline, a sensitivity analysis was carried out in which the MMSE score was taken into account. The results continued to show a significant benefit to the person with dementia on quality of life for those whose family carers had CSP.

The overall recruitment and retention met targets, and differences in group sizes were anticipated owing to the 2 : 1 allocation ratio in favour of RYCT. The group sizes varied from those expected owing to differential withdrawal rates between the groups. Although the overall retention rate was 83%, only 77% of those allocated to usual care were available at follow-up.

The intention-to-treat analysis of primary and secondary outcomes at the primary end point (12 months post randomisation) showed no benefit to family carers of either intervention. In contrast, people with dementia whose family carers were in the CSP arm of the trial reported significantly higher quality of life than those who were not in receipt of one-to-one peer support, and the interaction between CSP and RYCT was significant for a number of outcome variables for the person with dementia. The finding of increased anxiety for those carers receiving reminiscence was not replicated.

With one exception, the economic evaluation did not find CSP, RYCT or the combined intervention to be cost-effective. The exception was that RYCT was more cost-effective than its comparator when looking at the QOL-AD measure for people with dementia. But this was only when adopting a societal perspective with replacement costs, an approach that attaches quite a high value to the unpaid time of family carers, and which was not the primary perspective chosen a priori for the economic analysis. Overall, therefore, we did not find evidence that the interventions were cost-effective.

The results of this trial should be considered generalisable within the UK as participants were drawn from a wide range of community settings including those already well embedded in services and also new users of health and social care services for people with dementia and family carers. There was a higher proportion of non-white carers and people with dementia than was recruited to either BECCA or REMCARE.

The factorial trial design presents challenges to the interpretation of results for a number of reasons. First, by allocating participants to carer support (CSP), reminiscence (RYCT), a combination of the two (CSP/RYCT) or usual care, and by reporting the baseline characteristics of these four groups, we give the impression of a four-arm trial in which three interventions (CSP, RYCT and CSP/RYCT) are each compared with TAU. Reporting the baseline scores for each of these four groups highlights some potential differences between the intervention groups and usual care (TAU). However, in the analysis, the only place in which the TAU group is used is in the cost-effectiveness calculations, when CSP/RYCT is compared with TAU. In all other analyses the four groups are collapsed into two. For the CSP analyses, those allocated to receive carer support either with or without RYCT are compared with those who are not allocated to receive carer support (i.e. including those in the RYCT arm) and, for the RYCT analyses, those allocated to receive RYCT either with or without carer support are compared with those who are not allocated to receive RYCT (i.e. including those in the CSP arm). Second, when carrying out the statistical analysis there is an assumption that the two interventions do not interact. In this trial, however, we were anticipating added benefit to those carers and people with dementia who were allocated to the combined CSP/RYCT intervention. Indeed, the interaction terms were significant for a number of the outcome variables for the person with dementia, indicating that the main effects (in this case non-significant) should be interpreted with caution.

The data collected in this trial include a comprehensive set of measures on coping and social support, the secondary analysis of which will increase our understanding of the interplay of these variables. In particular, by collecting information from both family carers and people with dementia we have the opportunity to carry out analyses at the level of the dyad. This is something that has been long called for, but as yet rarely executed in the field of dementia care. Multilevel analyses are becoming increasingly popular in other fields in which interactions within the dyad influence the outcomes of each member of that dyad.

Conclusions

There is no indication of benefit to carers of providing one-to-one peer support or group reminiscence sessions. However, there is an indication that group reminiscence has the potential to be effective in maintaining the quality of life of people with dementia, but not cost-effective as the cost per QALY is considerably above the NICE threshold. Using a factorial design requires the assumption that interventions are independent of each other, but the finding of significant interactions between the two main effects meant that this assumption of independence was violated. However, the study was not adequately powered for an analysis of each intervention with TAU.

For more information on the SHIELD carer supporter manual, please contact the R&D office at NELFT or e-mail SHIELD@nelft.nhs.uk.

Chapter 4 Home treatment programme: development of a home treatment package for people with dementia and their family caregivers

Background

There is growing recognition of the need to provide alternatives to hospital admission for older people in both general and psychiatric settings, particularly for those with dementia,¹⁶⁵ in whom crises often lead to reduced quality of life and admission to either hospital or a care home. A recent study showed that 42% of individuals aged > 70 years with unplanned admission into an acute hospital had dementia, rising to 48% in those aged > 80 years.¹⁶⁶ People with dementia can be difficult to discharge from hospital and often have longer stays than those without.¹⁶⁶ Older people with mental health problems were generally excluded by the home treatment services developed in the wake of the National Service Framework for Mental Health,¹⁶⁷ and those with mental illness by the intermediate care services established following the recommendations of the National Service Framework for Older People.⁴ Studies of HTTs for physically ill older people have shown that these services help to reduce the number of acute admissions and length of hospital stay.^{168,169}

Objective

The HTP will develop a model of intensive home support to help manage crises at home and prevent admission to hospital for people with dementia.

Work package 1: Cochrane review/systematic reviews

A systematic review and meta-analysis evaluating the effectiveness and impact of case/care management approaches to home support for people with dementia

A systematic review and meta-analysis evaluating the effectiveness and impact of case/care management approaches to home support for people with dementia was conducted with the Cochrane Collaboration Cognitive Impairment and Dementia group, based in Oxford, UK.^{169,170} Case management can be defined as a strategy for organising and co-ordinating care services at the level of the individual patient, with the aim of providing long-term care for people with dementia as an alternative to admission to a care home or hospital. The review followed the Specialised Register of the CDCIG, called ALOIS. This yielded 139 studies, of which 11 were RCTs meeting the inclusion criteria. An updated search in February 2012 identified a further two studies which were also included. The analysis comprised 9615 subjects.

Objectives

Primary objective

To evaluate the effectiveness of case management approaches to home support for people with dementia from the perspective of the different people involved (patients, carers and staff), compared with other forms of treatment including TAU, standard community treatment and other non-case management interventions, on delaying institutionalisation, improving quality of life and/or reducing the number of hospital admissions.

Secondary objective

To study whether or not other potential mediating variables affect case management outcomes (e.g. key structural and organisational features of case management interventions and also the methodological characteristics of studies).

Review methods**Protocol and registration**

The protocol was registered with The Cochrane Library (<http://archie.cochrane.org>).

Criteria for considering studies for this review

Randomised controlled trials of case management interventions for people with dementia who lived in the community and their carers were included, if they had been published and written in English, peer reviewed and presented in a journal article. Authors were contacted for missing data, such as details of randomisation, means and SDs.

Search methods for identification of studies

The search methods included a combination of the search terms patient care management, case management, intensive case management, care management, managed care programs, care co-ordination, care pathway and managed care, which were used to search ALOIS, Specialised Register of the CDCIG and EPOC (Effective Practice and Organisation of Care) register between November and December 2008, and was updated in February 2012. The studies were identified from the Specialised Register of the CDCIG. This register contains records from the following major health-care databases: The Cochrane Library, MEDLINE, EMBASE, PsycINFO, CINAHL and LILACS, as well as ongoing clinical trial databases and other grey literature sources for the most recent records. We contacted the first authors of important identified RCTs that were potentially suitable for inclusion to request additional information on related new, unpublished or in-press studies that had not been identified in the main search. We also cross-checked the reference lists and citation reports of trials and relevant systematic reviews as identified by the above methods. Additional searches were made of the following sources: Web of Science [including Science Citation Index Expanded (SCI-EXPANDED) and Social Science Citation Index] and the Campbell Collaboration/SORO database. We also searched the Specialized Register of the Cochrane Effective Practice of Care Group using the search terms dementia OR demented OR Alzheimer in any fields. A total of 10,440 references were retrieved from the November 2008 initial search. After deduplication and a first assessment, the authors were left with 145 references to further assess for inclusion and exclusion or discard.

Participants

Participants were any age and sex with a diagnosis of dementia (Alzheimer's disease, vascular dementia or mixed Alzheimer's and vascular dementia, other types of dementia) who lived in the community (excluding people in institutions receiving 24 hours of care), and their carers. Studies which focused on patients only or both patient and carer dyads were included, whereas those which focused exclusively on carers were not included.

Intervention

Participants received any case or care management intervention delivered in the community (not in hospital/residential care settings). Interventions were screened to ensure that they predominantly focused on the planning and co-ordination of services. The intervention needed to be compared with TAU, standard community treatment, other non-case management or waiting list controls.

Outcome measures

Outcomes related to either patients or to patient-carer dyads and were grouped into short- (6 months), medium- (10–18 months) and long-term (24–36 months) time points. For the person with dementia, the outcome measures needed to record levels of institutionalisation (admissions to hospital or care homes and length of stay), mortality, quality of life and assessment of any of the following variables: cognition,

behaviour, mood, ADLs, service use and cost. Family caregiver outcomes such as self-reported quality of life, burden or distress, depression and anxiety, social support and satisfaction with the intervention were considered. Cost and attrition were recorded when available. Studies which focused exclusively on carer outcomes were not included.

Data collection and analysis

Searches were conducted as detailed above to identify all relevant published studies. The date and time of each search, together with details of the version of the database used, were recorded. Additional information was sought, as outlined above, and hard copies of articles were obtained.

Quality assessment

Three reviewers independently screened the identified RCTs for inclusion and the final list of included studies was reached by consensus. Trials not meeting the criteria were excluded. The studies were assessed against a checklist of quality requirements using the Cochrane approach (see *Figure 22*), as follows.

- Grade A: 'low risk' – adequate concealment (randomisation; concealed allocation).
- Grade B: 'unclear risk' – 'randomised', but methods uncertain.
- Grade C: 'high risk' – inadequate concealment of allocation or no randomisation, or both.

No studies were excluded because of poor quality in the review. Again, the reviewers worked independently to ascertain which studies met the quality criteria, and consensus was reached through discussion. Attempts were made to obtain additional information from the study authors when needed.

Data extraction

Descriptive characteristics (such as quality of randomisation and blinding) and study results were extracted, recorded and entered into RevMan 5.1. Additionally, letters and e-mails were sent to some authors of controlled trials asking for essential and additional information (e.g. statistics, sources of bias and details of randomisation). The summary statistics required for each trial and each outcome for continuous data were the mean change from baseline (if reported), the SD of the mean change and the number of patients for each treatment group at each assessment. The baseline assessment was defined as the latest available assessment prior to randomisation, but no longer than 2 months to after randomisation. Categorical responses were extracted for categorical outcome data (e.g. admitted to hospital/not admitted). For the meta-analysis of follow-up data, the most frequently assessed time points were combined across trials (3, 6, 12, 18 and 36 months). To allow an intention-to-treat analysis, the data were sought irrespective of compliance, whether or not the patient was subsequently deemed ineligible or otherwise excluded from treatment or follow-up. If intention-to-treat data were not available in the publication, 'on-treatment' data were sought (i.e. the data of those who completed the trial). Discussion between the three reviewers and the other authors was used to resolve any queries.

Data analysis

RevMan 5.1 was used for the meta-analysis. The meta-analysis required the combination of data from trials using the same rating scale/test or a different rating scale/test to assess an outcome. The measure of the treatment difference for any outcome was the weighted mean difference when the pooled trials used the same scale and the SMD, the absolute mean difference divided by the SD, when different rating scales were used. Summary statistics (n , mean and SD) were required for each rating scale at all assessment points, for both treatment groups in each trial for change from baseline. For continuous data (or ordinal data approximating a normal distribution), the mean change from baseline, the SD and the number of patients for each treatment group at all assessments were analysed. For binary outcomes, such as clinical improvement or no clinical improvement, the odds ratio was used to measure treatment effect. The treatment differences from both fixed- and random-effects models were examined and a test for heterogeneity was performed using a standard chi-squared statistic and an I^2 -statistic. When a significant degree of heterogeneity was present, a random-effects model was preferred. The reviewers achieved consensus on the interpretation of the statistical analyses, seeking specialist statistical advice from the CDCIG as required. Non-randomised

studies were described in tabular form and the reviewers discussed and reached consensus on the presentation of the findings in the background to the review.

Studies included in the review

One hundred and forty-five studies were identified through the literature search. Three reviewers independently assessed eligibility. Of the 145 references, 11 studies met the inclusion criteria and were included in the analysis. The trial search co-ordinator (AS) carried out the initial screening of these and 99 references were inspected by two reviewers. Two further trials were identified as eligible for inclusion in the review. Therefore, a total of 13 studies was included in the analysis (Figure 25).

Quality of included studies

The quality of each study was assessed according to the four criteria outlined in the Cochrane Collaboration Handbook:¹⁷¹ selection bias, performance bias, attrition bias and detection bias. Details of biases and description of studies can be seen in Figure 26. Performance bias was difficult to evaluate. With psychological interventions, unlike drug trials, it is impossible to totally blind patients and staff to treatment. Patients are often aware that they are being treated preferentially, staff involved may have different expectations of treatment groups and independent assessors may be given clues from patients during the assessments. There may also be 'contamination' between groups, in terms of groups not being held in separate rooms and staff bringing ideas from one group to another.

Results

We included 13 trials (9615 participants) in this review, although interventions varied somewhat. Four trials provided data on admissions to either residential or nursing homes, and results significantly favoured the case management group at 6 months ($n = 5561$, four RCTs; odds ratio 0.83, 95% CI 0.70 to 0.99; $I^2 = 0\%$; $p = 0.04$) but not for other time points (Figure 27). We detected a reduction in hospital

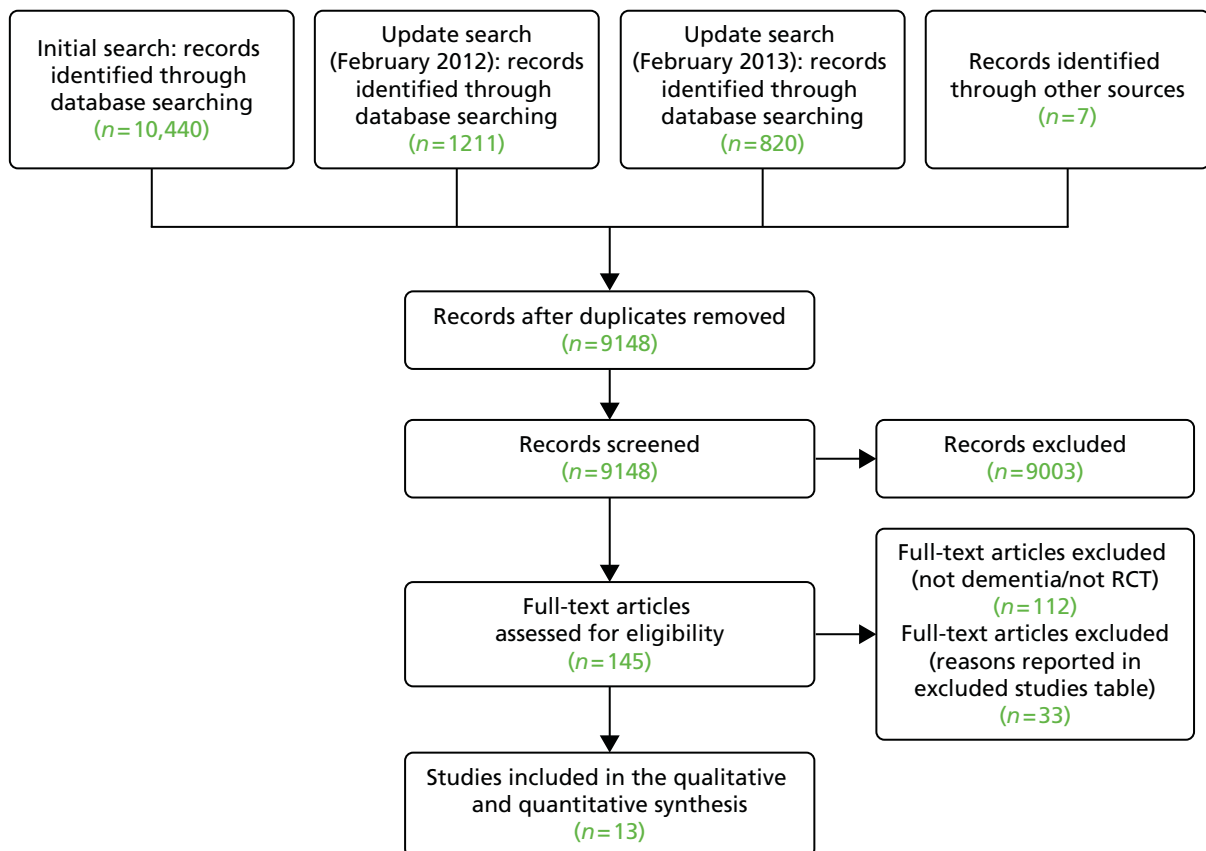


FIGURE 25 The Preferred Reporting Items for Systematic Reviews and Meta-Analysis flow chart of the review and selection process of studies.

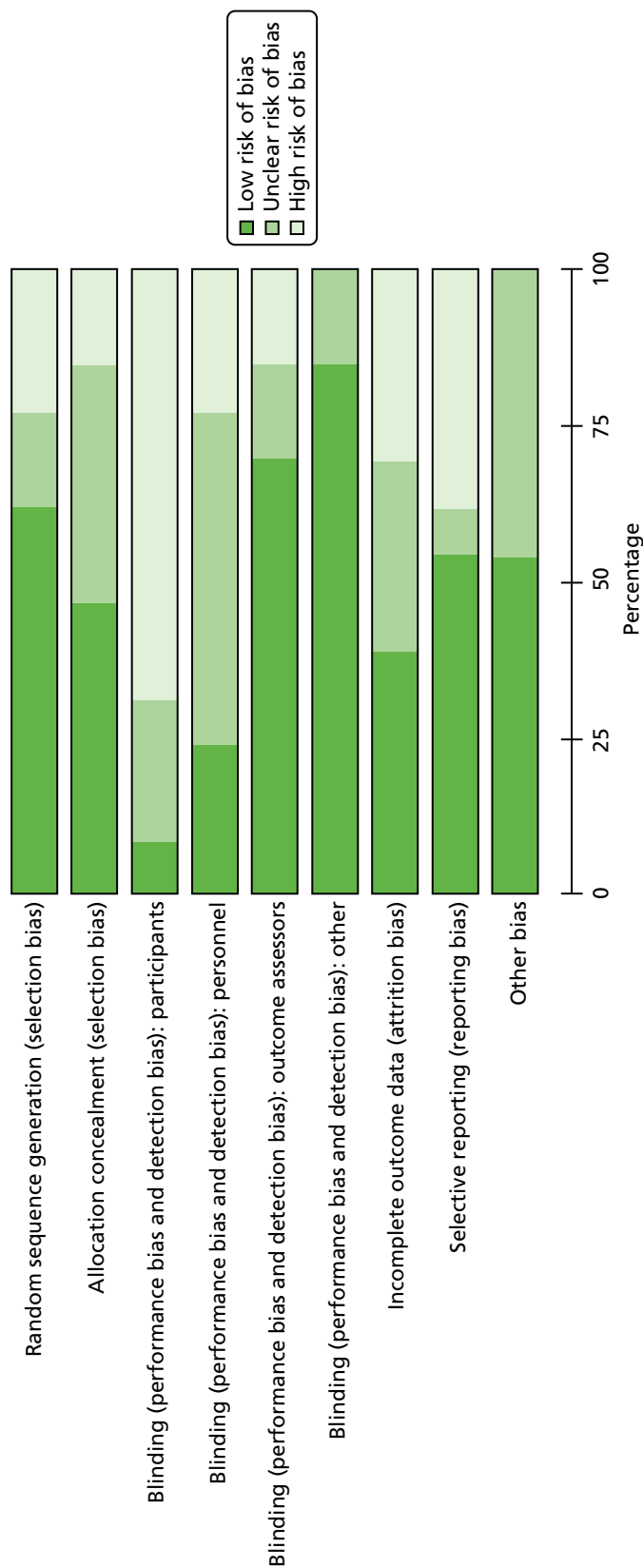


FIGURE 26 Risk of bias for all studies.

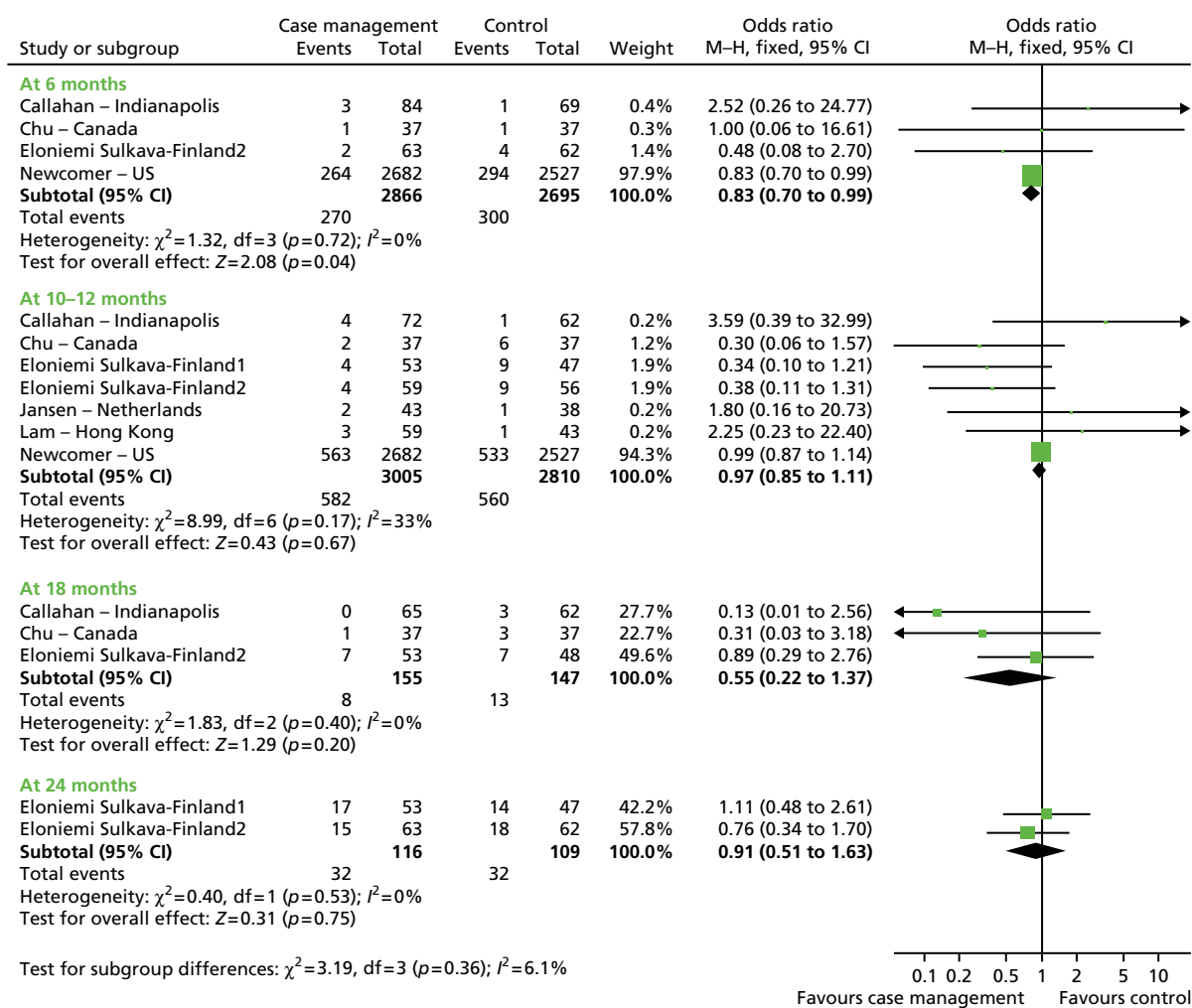


FIGURE 27 Institutionalisation. Studies listed can be found in the Cochrane review. M-H, Mantel-Haenszel.

admissions (mean number of nights) in the intervention group at both 6 ($n = 341$, three RCTs; mean difference 0.63, 95% CI 0.40 to 0.86; $I^2 = 40\%$; $p = 0.00001$) and 12 months ($n = 575$, six RCTs; mean difference -1.94 , 95% CI -3.68 to 0.60; $I^2 = 99\%$; $p = 0.03$). Ten trials recorded deaths but there were no significant differences between groups at 4–6, 12, 18–24 or 36 months' follow-up.

Eight trials assessed carer burden and benefit for the case management group was found at 6 months ($n = 4726$, five RCTs; SMD -0.07 , 95% CI -0.12 to -0.01 ; $I^2 = 2\%$; $p = 0.02$). Three of the trials measuring carer depression at 18 months showed greater improvement in the case management group ($n = 2888$, three RCTs; SMD -0.08 , 95% CI -0.16 to -0.01 ; $I^2 = 0\%$; $p = 0.03$).

Three trials assessed quality of life of patients or carers with various scales at different time points. There was no clear evidence that case management improved quality of life for either group. Data on carer well-being and at 6 months found a significant improvement was shown in the case management group ($n = 203$, one RCT; SMD -2.53 , 95% CI -5.20 to 0.13; $p = 0.03$).

Six trials provided data on behaviour problems, which significantly favoured case management at 10–12 months ($n = 433$, five RCTs; SMD -0.18 , 95% CI -0.39 to 0.03; $I^2 = 18\%$; $p = 0.05$) and 18 months ($n = 255$, three RCTs; SMD -0.29 , 95% CI -0.53 to -0.04 ; $I^2 = 0\%$; $p = 0.02$) (Figure 28). There was no evidence of benefit to patient depression (three trials), functional abilities (three trials), cognition (six trials), carer distress (three trials) or carer mood (five trials) at any time point. The use of services varied, with the intervention group receiving significantly more community services.

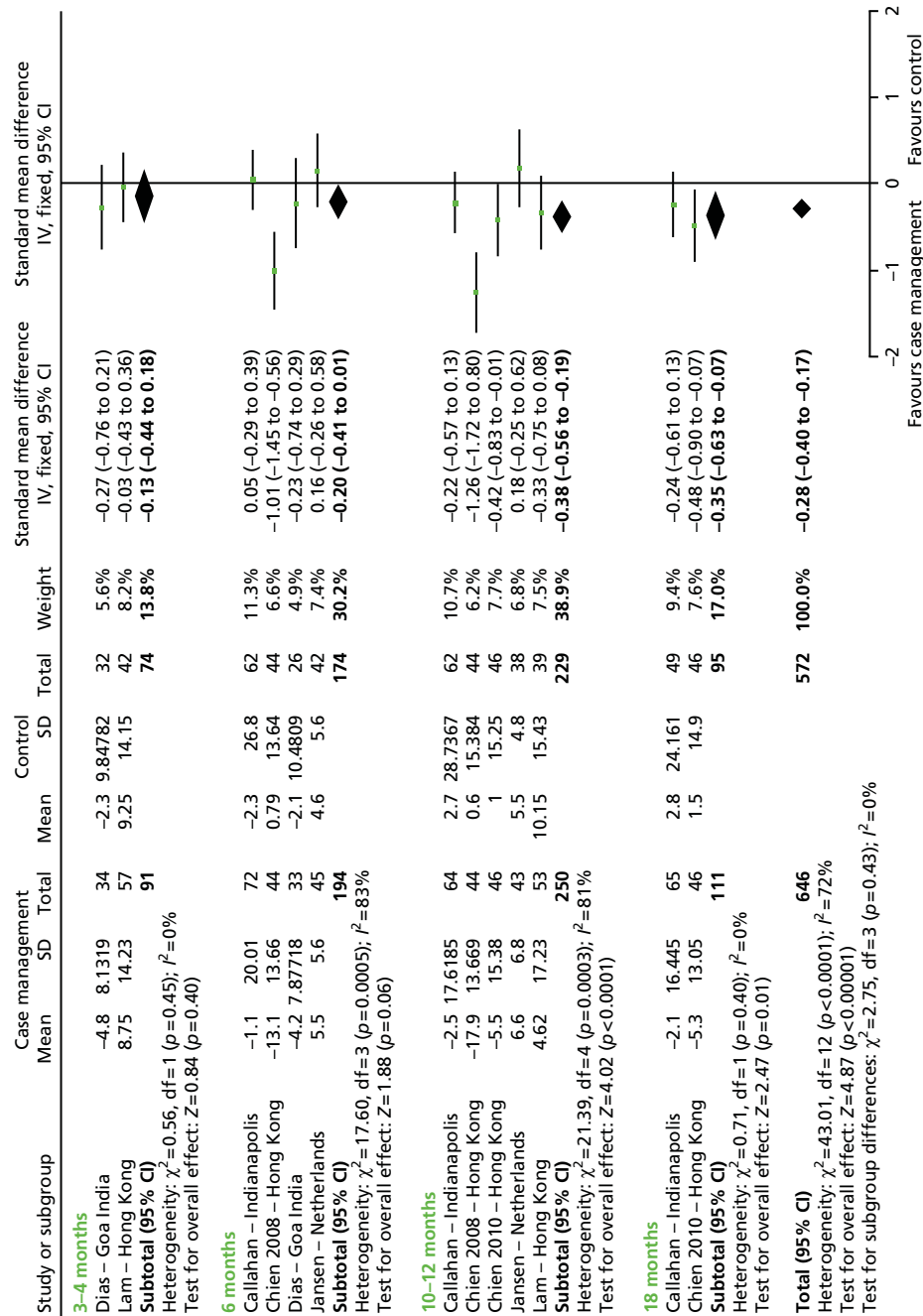


FIGURE 28 Challenging behaviour. Studies listed can be found in the Cochrane review. IV, inverse variance.

Discussion

All but three of the RCTs had a duration of ≥ 12 months but only six trials lasted for ≥ 18 months. The studies included in this review came from a variety of countries and contexts (from the USA, Canada, Finland, the Netherlands, Hong Kong, India and the UK); were set in primary care practices, dementia resource centres, memory clinics outpatient clinics, self-referrals, day centres and GP practices; and were administered by case managers from a range of professional groups.

This review provides some evidence for the benefits of case management in terms of (1) reduced hospital length of stay at 6 and 12 months, (2) reduced behaviour disturbance at 12 (five trials) and 18 months (three trials), (3) reduced carer burden (three trials) and (4) improved carer well-being (only one trial). There are signs that although case management, as intended, involves a higher use of community services, this may be offset by a lower use of acute services and hospitalisations, but on the evidence available it is not clear how it may affect overall health-care costs. In most of the studies, case management was just one aspect of a broader programme of care, making it difficult to study the specific effects in detail. This review indicates that there is evidence to show that case management is beneficial and effective for both the person with dementia and their carer. However, there was heterogeneity of the interventions, outcomes measured and time points across the 13 included trials. Further work is needed to identify what aspects of case management (or service models) are associated with most improved outcomes.

The finding that case management for people with dementia reduces admission to long-term care in the short term (< 12 months) appears to be one of the most consistent in the literature. Case management reduced behavioural problems in people with dementia in both the short- and the long-term follow-up, but did not appear to improve patient outcomes such as patient quality of life, cognition and depression. In addition, hospital admissions and mortality were unaffected.

Case management also reduced carer burden in both the long and the short term. Interestingly, case management did not benefit carer's mood or distress. There was very limited evidence reported on use of services and service use costs, and indications that case management leads to higher use of community-based services. However, there was little indication that case management affected health-care use. Consequently, service use costs appeared to be higher in the case management intervention groups.

In this review, case management focused on the planning and co-ordination of services required to meet the identified needs of the person with dementia, although the forms of case management differed. The core tasks of assessment, care planning and implementation/management were common to all but one trial, but there was considerable variation in their delivery. Most studies used face-to-face contact to deliver case management but one used solely telephone contact. Intensity of the case management varied, frequency of contact between the case managers and the patients/carers varied from 1 to 2 or more contacts per month, and caseload size ranged between 13 and 100 patients. Length of intervention varied between 4 months and 2 years. However, given the limited data available for the long-term effects of case management, it is difficult to conclude whether these observed effects are due to the duration or frequency of the intervention or other mediating variables. This highlights the need for consistency in the choice of outcome measures in the studies.

The case management interventions described across the studies had varying objectives and goals. In many studies the case management interventions were specifically targeted at predetermined outcomes (e.g. carer burden or institutionalisation), so it is possible that other beneficial effects of the interventions were not measured. There was appreciable variability in the case management approaches, content of case management interventions, target populations, degree of control and influence over allocation of care resources, and intensity and duration. As the case management interventions varied considerably, this made it difficult to link outcomes to the specific components of the interventions. The effect sizes may not be independent and so a more powerful multilevel analysis might have assisted in the disentangling of the effects.

Only two of the studies reported data on use of prescribed medications, and there were not enough data to draw reliable conclusions about whether or not certain prescribed medications have an influence over the effectiveness of case management interventions. This could be considered in future research studies.

Access to forms of case management or other services were present in some of the control groups for studies included in this review. The use of case management was measured among the control groups in this study, and there was a reported significant difference in the numbers receiving case management in the interventional and control arms, but there may be some degree of contamination in the results. One study reported that the control group also had access to the standard home care programme. It was noted in the Newcomer study that control group cases may have been exposed to comparable benefits, such as case management and community care benefits, if they were participating in the Medicaid programmes. For this reason, the demonstration programmes were encouraged not to seek or accept applications from those receiving Medicaid. However, there were still around 7% of participants each in the treatment and control groups who were Medicaid recipients. However, statistical controls were put in place to adjust for the potential effect of Medicaid participation. Our results did not illuminate any particular effects of these differences in control conditions on the outcomes.

The Newcomer trial^{172,173} was problematic during the analyses, as it used two models of case management, with one that offered a higher community service reimbursement and more access to the case manager. For most outcomes we used the results of the two models combined. In addition, this study had very large sample sizes in comparison with the other studies and so heavily weighted the results in the meta analyses. Consequently, we conducted the analyses with and without this study, and for some outcomes we found that the results were no longer significant if this study was removed (e.g. institutionalisation).

The exclusion of studies for this review was usually because they were not RCTs, did not focus on people with dementia or did not meet the criteria for a case management intervention. We defined case management as any intervention delivered in the community predominantly focused on the planning and co-ordination of services to meet the needs of the person with dementia.

The quality of the included studies is variable but most were free of selection bias owing to the use of adequate methods for random sequence generation and allocation concealment. However, all of the studies included in the review were subject to some level of performance bias, where either the participants or the case managers or both were unblinded. However, 9 out of the 13 studies had blinded outcome assessors and the others were either high risk or unclear but, overall, there was a low risk of detection bias. There were huge variations in the sample sizes within studies. One study had 8095 participants and another study had only 81 participants. Most studies had between 100 and 200 participants. Attrition bias was low overall across the studies.

For each outcome measure, to allow an intention-to-treat analysis, the data were sought irrespective of compliance, whether or not the patient was subsequently deemed ineligible or otherwise excluded from treatment or follow-up. If intention-to-treat data were not available in the publication, 'on-treatment' data were sought (i.e. the data of those who completed the trial). Data on adverse effects of attrition were noted. Reporting bias on the whole was classified as low risk in this review but four studies were rated at high risk of reporting bias as they did not report data on all of the outcomes specified in the study.

Future studies should use process measures to demonstrate the extent to which case management is delivered and provided. Process evaluations are particularly important for interpreting outcomes and for understanding how an intervention is implemented across multiple sites. Although 7 of the 13 studies reported using standardised protocols, the use of well-developed manuals and protocols should be more widespread, as they can help to ensure the transparency, replicability and integrity of this complex intervention. This highlights the need for greater consistency in process level and quality-of-care indicators (which systematically describe how the interventions are implemented). These could include the number of

people with a care plan and how it is often monitored, reviewed and updated; the number of times the person is visited, followed up or telephoned by the case manager; and the number of telephone calls or contacts that the case manager makes on behalf of the person with dementia or carer. Future studies should consider including quality measures such as these to help to ascertain the active ingredients of case management by relating these to outcomes. These process indicators are not necessarily good outcomes, as the acid test of an outcome measure is the extent to which you can value it in its own right (i.e. it is not a proxy). In general, however, the overall quality of the included studies is reasonable, particularly in the more recent studies that have more detailed information on case management components and delivery, participants' information, inclusion/exclusion criteria, the use of consistent outcome measures and increased sample sizes.

Case managers delivering the intervention were from a range of professional backgrounds (nurses, social workers, occupational therapists and psychiatrists) and were based in a variety of settings including primary care and dementia resource centres. The training that the case managers received to deliver case management also ranged considerably between the trials in terms of both the mode of provision of training and the content. Only three trials reported on provision of dementia training for their case managers and several of the studies did not report any details on training for the case managers. The case manager was responsible for the co-ordination of services and treatment between organisations and agencies. It would appear that in only three of the studies the case managers were taking responsibility for managing the wider care network. In many other studies they appeared to be more focused on co-ordinating the work of their own service alone, which represents a narrower focus of case management responsibility. Such differences in case manager involvement and range and breadth of responsibilities taken by case managers are likely to be critical determinants of variations in outcome.

Studies included a high variability of patients and carers. This variability reflected the severity of dementia. Five studies included both mild and moderate severity. Three studies included predominantly moderate and four studies included mostly mild dementia. Within this review, there was no indication that the severity of the dementia had any relationship to the efficacy of the intervention. However, further work may be necessary to ascertain whether the severity of dementia or other subgroups are more or less likely to benefit from case management.

A number of trials reported participants with significant comorbidities whereas others excluded those with physical comorbidities. There was perhaps less variability in social characteristics and only one study reported that a high proportion of patients were socioeconomically disadvantaged.

Two previous reviews have been completed in this area. Pimouguet *et al.*¹⁷⁴ reviewed 12 trials, seven of which we included. As in our review, Pimouguet *et al.*¹⁷⁴ noted the effects of delaying institutionalisation for people with dementia, but also concluded that there was not sufficient evidence to draw conclusions about the effects of case management on costs and resource utilisation. The most recent review by Somme *et al.*¹⁷⁵ included six studies, five of which were included in this review. Somme *et al.*¹⁷⁵ concluded that more effective case management related to both better integration between the health and social service organisations, and the intensity of the case management. Olazarán *et al.*⁶⁹ reviewed 179 RCTs across 26 categories of non-pharmacological interventions. They concluded that there was grade B evidence for multicomponent interventions for people with dementia and their carers in relation to cognition, ADLs, behaviour, mood for person with dementia and carer, quality of life of person with dementia and carer, and carer psychological well-being. Other systematic reviews on efficacy of non-pharmacological interventions have also shown positive benefits for the person with dementia and the carer,⁸ although they have not considered the efficacy of case management specifically within the reviews.

Finally, consideration should be given to the possibility of publication bias in this review. Trials that do not produce positive findings appear less likely to be published and this can lead to a risk of a biased set of studies included in systematic reviews. However, there is likely to be very low risk of publication bias for this review, as our comprehensive search strategy did not restrict searches to peer-reviewed journals only;

for example, the Jansen *et al.*¹⁷⁶ study was a PhD (Doctor of Philosophy) conducted in the Netherlands and was included as a trial in this review. We cannot rule out the possibility that we have missed unpublished trials with negative results but, overall, the risk of publication bias in this review was low. In future, the publishing of trials based on their results should be less of a problem as many trials are required to be registered with a recognised clinical controlled trials register and many trial protocols are being published.

Managing crises for people with dementia: a systematic review

Introduction

People with dementia are at increased risk of acute admission to hospital and generally have poorer outcomes than those without dementia. There is an increasing body of evidence reporting on physical health problems among people with dementia, including falls, fractures, seizures, infections and pneumonia, which are highly associated with hospital admissions. Psychiatric factors, particularly behavioural problems, are also a key risk factor for hospital admissions and many people admitted to hospital with dementia enter institutional care on discharge, rather than returning to their own homes.

Aims

To conduct a systematic review and meta analysis of literature of the factors leading to hospital admission for people with dementia in comparison with (1) people without dementia acutely admitted and (2) people with dementia remaining in the community.

Methods

Types of papers included in the review

Controlled comparison studies, which included cohort studies, epidemiological studies, case-control studies, systematic literature reviews and descriptive studies, were eligible for inclusion in this review.

Types of risk factors

The following categories of risk factors for people with dementia associated with hospitalisation were considered for inclusion in this review: physical problems, psychiatric problems, carer factors and environmental factors.

Types of comparison groups

In this review we included two sets of group comparison data:

1. risk factor profiles in people admitted to hospital comparing those with dementia and those without
2. risk factor profiles in people with dementia comparing people admitted to hospital with people in the community.

Types of outcome measures

The outcomes in this review included the following:

- number of patients admitted to hospital
- total number of admissions to hospital
- time to hospitalisation.

Types of participants

The inclusion criteria for the studies were that the samples contained:

- people aged ≥ 60 years
- people with a dementia diagnosis of any type.

Search methods for identification of studies

Electronic searches The NHS electronic library records were searched, which contained records from the following major health-care databases: MEDLINE, EMBASE, PsycINFO, CINAHL, Web of Science and PubMed for the period 1999 to 30 June 2010.

The search terms were old, elder, aged, memory problems, memory disorders, cognition, cognitive disorders, dementia, Alzheimer's, vascular, fronto-temporal, predictors, causes, crisis, indicators, risk profiles, risk factors, model, risk assessment, clinical indicators, prediction, trends, forecasting, probability, prevalence, emergency, hospital, psychiatric, hospitalisation, patient admission, patient transfer, patient readmission, institutionalisation, admissions, nursing home, care home, long term care.

Searching other resources Reference lists of key papers were checked and relevant systematic reviews were identified by the above methods.

Data collection and analysis

Selection of studies

Titles and abstracts of citations obtained from the search were examined independently by two researchers and any obviously irrelevant articles were discarded. The full texts of those studies deemed potentially relevant were obtained. When it was not possible to accept or reject based on title and abstract alone, the full text of the citation was obtained for further evaluation. The assessment of eligibility criteria was undertaken from the full text by two reviewers (Sandeep Toot and Mike Devine). In addition, the third reviewer (Martin Orrell) independently reviewed the selected studies and agreement was reached on which papers should be included.

Assessment of validity

For all references, the studies were assigned a level of evidence according to the Centre for Evidence Based Medicine (CEBM; www.cebm.net/levels_of_evidence.asp#levels) guidelines. Levels of evidence ranged from 1 to 5, with lower numbers indicating higher quality. Studies rated between levels 1 and 4 were included in this review. Two reviewers (Sandeep Toot and Mike Devine) assigned levels of evidence to each study independently and, in cases of disagreement, discussed the studies until a conclusion was agreed. Grades of recommendation for risk factors across the studies were then assigned an overall grade of evidence from A to D according to the CEBM criteria (grade A represents consistent level 1 studies, indicating the best-quality evidence, and grade D is the lowest level of evidence, representing level 5 evidence or troublingly inconsistent or inconclusive studies at any level). In addition, the third reviewer (MO) independently reviewed the assigned levels of evidence and grades of recommendation for the studies and agreement was reached on the assignments and gradings.

Results

Included studies

In total, 2938 references were identified through the searches, of which 2765 were excluded by reference to title and abstract alone, as they did not cover risk factors associated with crisis. A further 69 papers were excluded on the basis that (1) they did not include people with dementia aged > 60 years in their sample, or (2) they did not explicitly report risk factors associated with crisis involving people with dementia. Of the remaining 104 papers, four were systematic reviews, for which the reference lists were checked. However, no new papers were identified. Ninety papers were excluded on the basis that they reported risk factors associated with crisis for people with dementia leading to nursing home placement. Ten studies were included in this review and assigned to level 2 or 4 according to the CEBM guidelines, comprising nine prognostic cohort studies^{166,177–184} and one case-control study¹⁸⁵ (Table 43).

TABLE 43 Study descriptions

Study (year) and country	Level of evidence CEBM	Description of study sample	Type of admission	Study period	Type of study
Nourhashémi <i>et al.</i> , ¹⁷⁸ (2001) France	4	Dementia group: Alzheimer's disease Non-dementia group: elderly controls	Dementia group: Alzheimer's acute care unit Non-dementia group: emergency general hospital admissions	4-month study (January–April 1997)	Prognostic cohort study (prospective)
Malone <i>et al.</i> , ¹⁸³ (2009) USA	4	Dementia group: Alzheimer's disease Non-dementia group: matched elderly controls	Acute hospital admissions	6 years (retrospective study 2000–6) Information collected via a health insurance and pharmacy database	Prognostic cohort study
Natalwala <i>et al.</i> , ¹⁸² (2008) UK	4	Dementia group: unspecified dementia, Alzheimer's disease and vascular dementia Non-dementia group: healthy elderly controls	General hospital admissions (emergency, elective, planned and day care admissions)	5-year retrospective study (2002–7)	Prognostic cohort study
Tuppin <i>et al.</i> , ¹⁸⁴ (2009) ^a France	4	Dementia group: all types of dementia including Alzheimer's disease Non-dementia group: elderly controls aged > 60 years	All types of general hospital admissions	Retrospective information extraction from a national health insurance database (2007)	Prognostic cohort study
Carter and Porell, ¹⁸¹ (2005) USA	4	Dementia group: Alzheimer's disease and related dementias Non-dementia group: elderly controls	Any type of acute hospitalisation (ambulatory care-sensitive conditions: preventable hospital admissions)	Retrospective 3-year prognostic cohort study (1991–3)	Prognostic cohort study
Sampson <i>et al.</i> , ¹⁶⁶ (2009) UK	2	Dementia group: any type of dementia diagnosis Non-dementia group: elderly controls aged > 70 years	Unplanned acute general hospital admissions	Longitudinal study over 6 months (June–December 2007)	Prognostic cohort study (prospective)
Albert <i>et al.</i> , ¹⁷⁷ (1999) USA	4	Dementia group: Alzheimer's disease Non-dementia group: elderly controls	Acute general hospital admissions	Retrospective study over 21 months (January 1996–September 1997)	Prognostic cohort study
Orrell and Bebbington, ¹⁸⁵ (1995) UK	4	Dementia group: all types of dementia	Day patients or inpatients to a psychogeriatric assessment unit	6 months prior to admission were investigated but for this review we will only consider 3 months preceding the index date	Case-control study

continued

TABLE 43 Study descriptions (continued)

Study (year) and country	Level of evidence CEBM	Description of study sample	Type of admission	Study period	Type of study
Ibach <i>et al.</i> , ¹⁸⁰ (2004)	4	Dementia group: dementia with frontotemporal lobar degeneration	Admissions to a geriatric psychiatry hospital	Not given	Prognostic cohort study
Andrieu <i>et al.</i> , ¹⁷⁹ (2002)	2	Dementia group: Alzheimer's disease	All types of acute general hospital admissions (general, psychiatric, specialised unit)	12-month study	Prognostic cohort study (prospective)

a Paper quotes relative risks, so approximate numbers of admissions are calculated from these and other data in the paper.

Studies comparing hospital admissions for people with or without dementia

The risk factors reported below were all categorised into broader themes by the research team. The key themes and risk factors can be found in Table 44.

Physical health-related factors For risk factors within the following four physical health-related themes, relative risks (RRs) were either directly extracted or calculated by the research team from the relevant studies. The data were then pooled in meta analyses and presented in forest plots for each theme.

TABLE 44 Primary reason for admission for people with dementia vs. people without dementia

Primary reason system	Subcategory (where specified)	Study (year)	Level of evidence CEBM	Proportion of all admissions (dementia group)	Proportion of all admissions (non-dementia group)	RR (95% CI; <i>p</i> -value) of given factor being primary cause of admission
Orthopaedics	Falls/injury	Nourhashémi <i>et al.</i> ¹⁷⁸ (2001)	4	22/118	698/6891	1.84 (1.25 to 2.70; 0.002)
	Fractures (all)	Malone <i>et al.</i> ¹⁸³ (2009)	4	955/5396	428/5396	2.23 (2.00 to 2.48; < 0.001) ^a
	Hip fracture	Natalwala <i>et al.</i> ¹⁸² (2008)	4	167/2561	835/53,123	4.15 (3.53 to 4.87; < 0.001)
	General (including falls/fractures)	Tuppin <i>et al.</i> ¹⁸⁴ (2009) ^b	4	20,855/263,985	4595/63,985	1.10 (1.07 to 1.13; < 0.001)
Respiratory	Infection	Carter and Porell ¹⁸¹ (2005)	4	110/1782	123/2195	1.10 (0.86 to 1.41; 0.450)
		Sampson <i>et al.</i> ¹⁶⁶ (2009)	2	62/262	29/355	2.90 (1.92 to 4.37; < 0.001)
		Natalwala <i>et al.</i> ¹⁸² (2008)	4	331/2561	1614/53,123	4.25 (3.81 to 4.76; < 0.001)
	General (including infection)	Tuppin <i>et al.</i> ¹⁸⁴ (2009) ^b	4	16,103/263,985	2168/63,985	1.80 (1.72 to 1.88; < 0.001)

TABLE 44 Primary reason for admission for people with dementia vs. people without dementia (continued)

Primary reason system	Subcategory (where specified)	Study (year)	Level of evidence CEBM	Proportion of all admissions (dementia group)	Proportion of all admissions (non-dementia group)	RR (95% CI; <i>p</i> -value) of given factor being primary cause of admission
Urology/renal	Infection	Carter and Porell ¹⁸¹ (2005)	4	51/1782	47/2195	1.34 (0.90 to 1.98; 0.146)
		Sampson <i>et al.</i> ¹⁶⁶ (2009)	2	37/262	17/355	2.95 (1.70 to 5.12; < 0.001)
		Natalwala <i>et al.</i> ¹⁸² (2008)	4	116/2561	440/53,123	5.47 (4.47 to 6.68; < 0.001)
	General (including infection)	Tuppin <i>et al.</i> ¹⁸⁴ (2009) ^b	4	33,262/263,985	6718/63,985	1.20 (1.17 to 1.23; < 0.001)
Gastrointestinal	Infection	Carter and Porell ¹⁸¹ (2005)	4	80/1782	66/2195	1.49 (1.08 to 2.06; 0.015)
	General (including infection)	Nourhashémi <i>et al.</i> ¹⁷⁸ (2001)	4	17/118	676/6891	1.47 (0.94 to 2.29; 0.090)
		Tuppin <i>et al.</i> ¹⁸⁴ (2009) ^b	4	17,951/263,985	4834/63,985	0.90 (0.87 to 0.93; < 0.001)
Cardiology	General	Tuppin <i>et al.</i> ¹⁸⁴ (2009) ^b	4	15,839/263,985	3199/63,985	1.20 (1.16 to 1.25; < 0.001)
	Acute cardiac syndrome	Sampson <i>et al.</i> ¹⁶⁶ (2009)	2	12/262	43/355	0.38 (0.20 to 0.70; 0.002)
	Cardiovascular	Nourhashémi <i>et al.</i> ¹⁷⁸ (2001)	4	11/118	1073/6891	0.60 (0.34 to 1.05; 0.076)
Neurology	General	Tuppin <i>et al.</i> ¹⁸⁴ (2009) ^b	4	39,334/263,985	1799/63,985	5.30 (5.06 to 5.55; < 0.001)
		Nourhashémi <i>et al.</i> ¹⁷⁸ (2001)	4	9/118	1072/6891	0.49 (0.26 to 0.92; 0.027)
Psychiatric	General	Tuppin <i>et al.</i> ¹⁸⁴ (2009) ^b	4	16,631/263,985	443/63,985	9.10 (8.28 to 10.00; < 0.001)
	Behavioural disturbance	Nourhashémi <i>et al.</i> ¹⁷⁸ (2001)	4	31/118	93/6891	19.47 (13.53 to 28.00; < 0.001)
Other	Syncope/collapse	Natalwala <i>et al.</i> ¹⁸² (2008)	4	102/2561	777/53,123	2.72 (2.22 to 3.33; < 0.001)
	Fever	Nourhashémi <i>et al.</i> ¹⁷⁸ (2001)	4	13/118	951/6891	0.80 (0.48 to 1.34; 0.394)
	Infection (general)	Albert <i>et al.</i> ¹⁷⁷ (1999)	4	29/70	52/191	1.52 (1.06 to 2.19; 0.024)
	Dehydration	Natalwala <i>et al.</i> ¹⁸² (2008)	4	79/2561	147/53,123	11.15 (8.51 to 14.61; < 0.001)

RR, relative risk.

a Paper states the number of patients admitted at least once but not the total number of admissions, so the RR is calculated in relation to community population rather than to admissions.

b Paper quotes RRs, so approximate numbers of admissions are calculated from these and other data in the paper.

Orthopaedics Four prognostic cohort studies^{178,182-184} reported that people with dementia are at greater risk of an orthopaedic crisis (e.g. falls and all types of fractures) resulting in hospital admission than people without dementia. The RR for dementia inpatients versus non-dementia inpatients was 1.19 (95% CI 1.16 to 1.22; $p < 0.001$) (Figure 29).

Respiratory Four prognostic cohort studies^{166,181,182,184} investigated respiratory crises resulting in hospital admission. All but one of these reported that people with dementia are at greater risk of respiratory crisis resulting in hospitalisation than people without dementia (see Table 44). The RR for dementia inpatients compared with non-dementia inpatients was 2.00 (95% CI 1.92 to 2.08; $p < 0.001$) (Figure 30).

Urology/renal Four prognostic cohort studies^{166,181,182,184} reported results on urological/renal factors leading to hospital admission. All four reported that people with dementia are at greater risk than people without dementia of experiencing a urological crisis resulting in hospital admission (see Table 44). All except the Carter and Porell¹⁸¹ study reported statistically significant findings and, according to the meta-analysis, the RR for dementia inpatients compared with non-dementia inpatients was 1.23 (95% CI 1.20 to 1.26; $p < 0.001$) (Figure 31).

Gastrointestinal Three prognostic cohort studies^{178,181,184} informed the meta-analysis for gastrointestinal factors leading to hospitalisation, but there was no consistent pattern. Nourhashémi *et al.*¹⁷⁸ and Carter and Porell¹⁸¹ reported that people with dementia were more at risk of experiencing a gastrointestinal crisis resulting in hospitalisation than people without dementia. However, the evidence in the Nourhashémi *et al.*¹⁷⁸ study was not statistically significant. In contrast, Tuppin *et al.*¹⁸⁴ found that people with dementia had a lower risk of experiencing a gastrointestinal crisis resulting in admission than those without dementia (see Table 44). A meta-analysis gave a lower RR of 0.91 (95% CI 0.88 to 0.94; $p < 0.001$) for dementia versus non-dementia inpatients (Figure 32).

For risk factors within the following physical health-related themes, RR were again either directly extracted or calculated by the research team from the relevant studies. However, reported data were not pooled by meta-analysis for these factors owing to potential heterogeneity between risk factors included within these themes.

Cardiological factors Three prognostic cohort studies^{166,178,184} reported data on cardiological factors leading to hospital admission (see Table 44). Tuppin *et al.*¹⁸⁴ reported that people with dementia had a significantly higher risk than those without dementia of acute hospitalisation because of general cardiological factors (RR 1.20, 95% CI 1.16 to 1.25; $p < 0.001$). In contrast, Sampson *et al.*¹⁶⁶ reported that people with dementia had a significantly lower risk than those without dementia of experiencing a crisis leading to hospitalisation due to acute cardiac syndrome (RR 0.38, 95% CI 0.20 to 0.70; $p = 0.002$). Similarly, Nourhashémi *et al.*¹⁷⁸ reported that people with dementia had a lower risk than those without dementia of experiencing a cardiovascular crisis resulting in hospital admission (RR 0.60, 95% CI 0.34 to 1.05; $p = 0.076$).

Neurological Nourhashémi *et al.*¹⁷⁸ and Tuppin *et al.*¹⁸⁴ reported contrasting evidence on neurological crises resulting in hospital admissions. Tuppin *et al.*¹⁸⁴ found that people with dementia had a much higher risk than those without of being hospitalised secondary to a neurological problem (RR 5.30, 95% CI 5.06 to 5.55; $p < 0.001$), whereas Nourhashémi *et al.*¹⁷⁸ found that people with dementia had a significantly lower risk of having a neurological crisis leading to hospital admission (RR 0.49, 95% CI 0.26 to 0.92; $p = 0.027$).

All other physical health-related factors Several other physical health-related factors were reported across the studies. Natalwala *et al.*¹⁸² reported a significantly higher risk of people with dementia being admitted to hospital due to syncope/collapse (RR 2.72, 95% CI 2.22 to 3.33; $p < 0.001$) and due to dehydration (RR 11.15, 95% CI 8.51 to 14.61; $p < 0.001$) compared with people without dementia. Nourhashémi *et al.*¹⁷⁸ found that people with dementia had a lower risk than people without dementia of

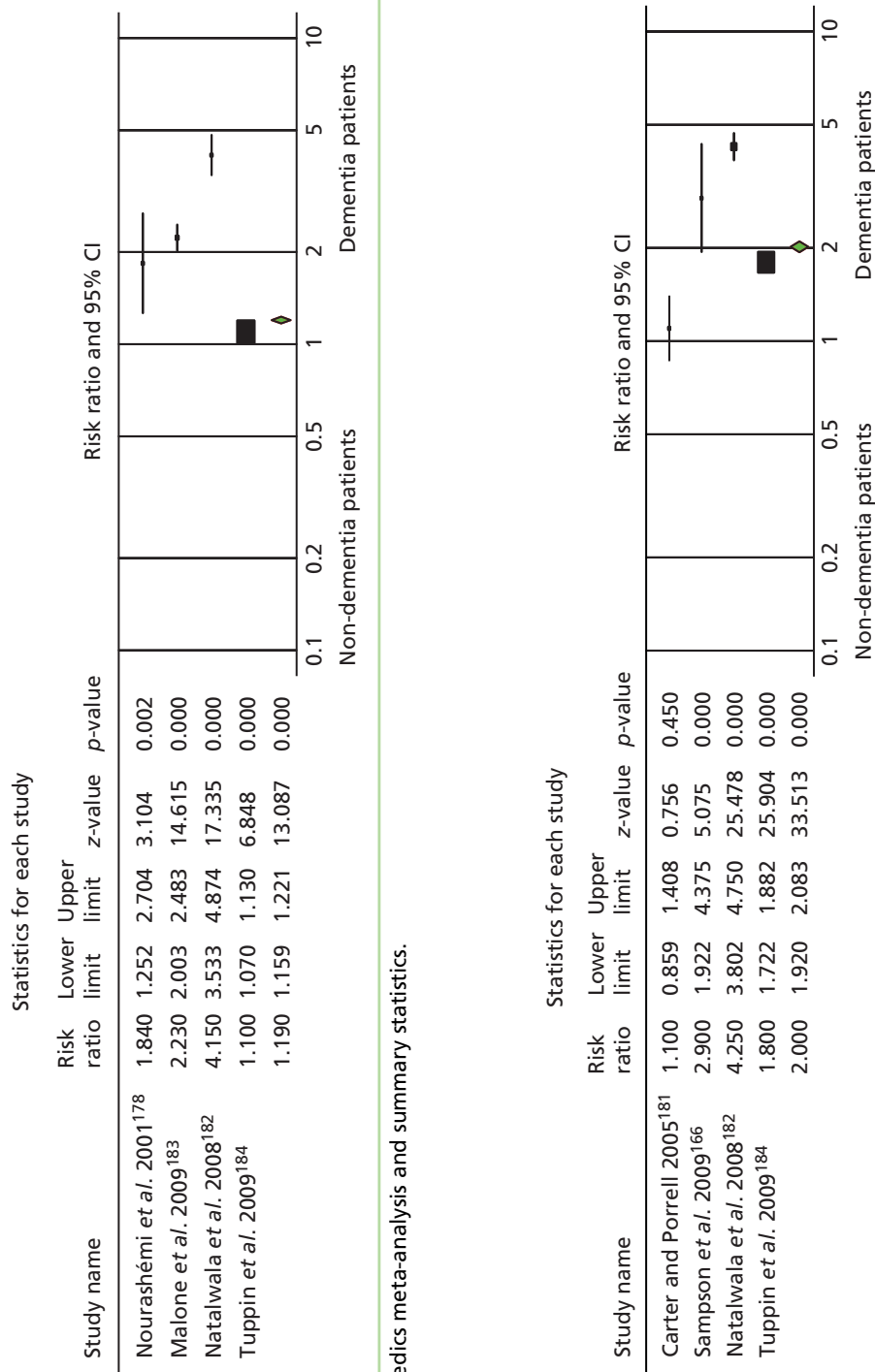


FIGURE 29 Orthopaedics meta-analysis and summary statistics.

FIGURE 30 Respiratory meta-analysis and summary statistics.

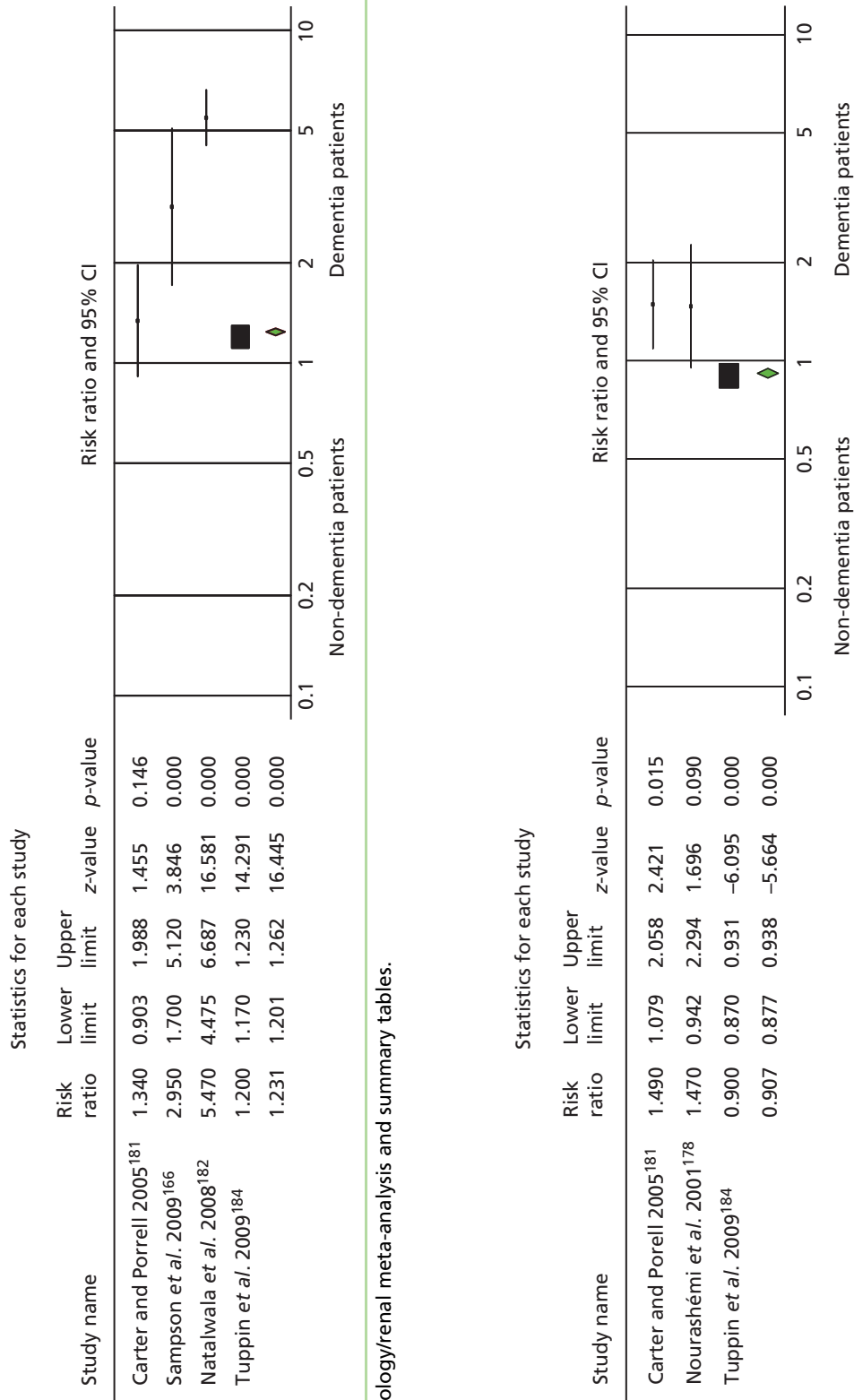


FIGURE 31 Urology/renal meta-analysis and summary tables.

FIGURE 32 Gastrointestinal meta-analysis and summary statistics.

experiencing fever leading to admission, but this finding was not statistically significant (RR 0.80, 95% CI 0.48 to 1.34; $p = 0.394$). Finally, Albert *et al.*¹⁷⁷ reported that people with dementia had a significantly higher risk than those without of being hospitalised due to infection (all types) (RR 1.52, 95% CI 1.06 to 2.19; $p = 0.024$).

Psychiatric factors Two prognostic cohort studies reported statistically significant findings relating to hospital admissions caused by a psychiatric crisis. Tuppin *et al.*¹⁸⁴ found that people with dementia had a much higher risk than of those without psychiatric crisis resulting in hospitalisation (RR 9.10, 95% CI 8.28 to 10.00; $p < 0.001$). Similarly, Nourhashémi *et al.*¹⁷⁸ found that people with dementia had a much higher risk of behavioural disturbance resulting in hospital admission (RR 19.47, 95% CI 13.53 to 28.00; $p < 0.001$).

Comparing people with dementia admitted versus not admitted

In the following analyses of people with dementia, RR refers to the probability of being admitted with a given risk factor relative to the probability of being admitted without this risk factor. In effect, this gives an estimate of the 'admission risk multiplier' conferred by the given risk factor for people with dementia (see Table 44). It was not possible to complete meta-analyses on these risk factors owing to either potential heterogeneity between risk factors included within these themes or lack of studies.

Behavioural/psychological factors Three prognostic cohort studies^{177,179,180} reported data on behavioural problems in people with dementia. Ibach *et al.*¹⁸⁰ found that the presence of behavioural disturbance placed people with fronto-temporal dementia at a slightly higher risk of being admitted to hospital, but their finding was not statistically significant (RR 1.15, 95% CI 0.90 to 1.49; $p = 0.277$). They also reported that neither depressive symptoms (RR 0.75, 95% CI 0.45 to 1.26; $p = 0.273$) nor speech disturbances (RR 0.20, 95% CI 0.03 to 1.21; $p = 0.088$) were major precipitants of hospitalisation among people with fronto-temporal dementia. Similarly, Albert *et al.*¹⁷⁷ found that the presence of agitation placed people with dementia at a slightly higher risk of admission, but again this was not statistically significant (RR 1.30, 95% CI 0.81 to 2.10; $p = 0.280$). Andrieu *et al.*¹⁷⁹ reported specific behavioural problems which placed people with dementia at greater risk of being hospitalised, namely night-time agitation (RR 1.45, 95% CI 0.61 to 3.44; $p = 0.400$), wandering (RR 1.36, 95% CI 0.74 to 2.52; $p = 0.325$) and sleep disorder (RR 1.89, 95% CI 1.01 to 3.53; $p = 0.046$). Of these, sleep disorder was the only significant factor.

Social and environmental factors One case-control study¹⁸⁵ considered the association of life events (environmental and social factors) with risk of admission for people with dementia living in the community and found that changes in both routine (RR 1.55, 95% CI 1.18 to 2.03; $p = 0.002$) and environment (RR 1.57, 95% CI 1.20 to 2.11; $p = 0.001$) significantly increased their risk of hospital admission.

Activities of daily living Andrieu *et al.*¹⁷⁹ reported that increased dependency problems in several ADLs was associated with a higher risk of hospitalisation for people with dementia: bathing (RR 2.86, 95% CI 1.60 to 5.13; $p < 0.001$), dressing (RR 1.96, 95% CI 1.07 to 3.60; $p = 0.030$), toileting (RR 2.15, 95% CI 1.15 to 4.02; $p = 0.017$) and eating (RR 2.22, 95% CI 1.17 to 4.23; $p = 0.015$) all placed people with dementia at a significantly higher risk of being admitted to hospital. Continence dependency in people with dementia also placed them at greater risk of hospitalisation, but this finding was not statistically significant (RR 1.24, 95% CI 0.58 to 2.64; $p = 0.578$).

Physical health factors Finally, Andrieu *et al.*¹⁷⁹ reported that falls placed people with dementia at a significantly higher risk of being hospitalised (RR 1.76, 95% CI 1.08 to 3.64; $p = 0.028$).

Discussion

This is the first review to systematically assess the physical and psychiatric risk factors for admission for people with dementia. In particular, people with dementia were more likely to have either orthopaedic (e.g. falls/fractures) or respiratory/urological (e.g. infections) precipitants of admission than those without dementia. Most of the published work to date has focused on general hospital admissions, and the causes

of psychiatric admission in people with dementia remain a relatively neglected area of study. Only two studies^{180,185} specifically investigated the causes of psychiatric admission, of which one focused only on cases of fronto-temporal dementia, whereas the other also included admissions to day hospital facilities.¹⁸⁵ However, one study¹⁷⁸ included admissions to a dementia-specific unit among its analysis of all admissions, and three further studies^{167,179,184} included some analysis of the influence of psychiatric and behavioural disturbances on admission to acute general hospitals. As expected, psychiatric and behavioural disturbance was found to increase the risk of admission for people with dementia in relation to those without, and sleep disturbance emerged as a particular risk factor for admission. Furthermore, the finding that disruption to the social and environmental milieu often precipitated admission for people with dementia¹⁸⁵ provides one of several possible explanations for subsequent behavioural and psychological disturbances. The link between acute physical illness and behavioural change in people with dementia has long been appreciated, and yet psychiatric and general medical services are not always as well integrated as they might be to equip them to deal with these problems.

People with dementia had higher risks of acute admission for respiratory and urological indications (likely to include a high proportion of respiratory and urinary tract infections), and for all-cause infections. Potentially preventable hospital admissions, such as those for urinary tract infections, were 78% more common in people with dementia.¹⁸⁶ There are several potential explanations for this finding. First, people with dementia might be more prone to infection, secondary to factors such as reduced mobility, inadequate fluid intake and the impaired performance of daily living tasks concerning personal hygiene. Second, people with dementia might have reduced or delayed help-seeking behaviour, through either reduced recognition of symptoms or impaired communication skills. Consequently, an acute infection might not be diagnosed in a person with dementia until the physical symptoms become severe, or secondary behavioural or psychological symptoms of delirium develop and, even then, carers or health-care staff might misattribute behavioural disturbance to a direct effect of the dementia rather than seek an underlying physical health cause. Therefore, physical health conditions that can be controlled in the general population through effective community management and treatment, also known as 'ambulatory care sensitive' conditions, are more likely to result in acute hospital admission for people with dementia. This highlights the importance of a more holistic approach to providing community dementia care, encompassing the cognitive, behavioural, psychological and physical needs of people with dementia and providing responsive care packages and health education to both people with dementia and their carers.

The need for proper community assessment and supportive interventions for people with dementia is further highlighted by the findings that they are at consistently higher risk than the general population of sustaining falls and fractures necessitating acute hospital admission, and that they are more likely to have significant difficulties with ADLs, including bathing, dressing, toileting and eating. In some cases, an acute decline in ADL abilities might be the result of concomitant physical illness. However, physical health can decline as a result of reduced mobility, poor nutritional intake or impaired personal hygiene. Furthermore, patients with dementia may be admitted to acute hospitals as a result of their social circumstances, often when they have been unable to care for themselves and without appropriate support. For example, neglect and poor provision of care at home could lead to problems such as malnutrition, urinary tract infections, chest infections, falls and fractures.

The UK National Audit Office¹⁸⁷ reported how people with dementia receive poorer-quality care in acute hospitals and how the lack of skill of acute hospital staff in caring for people with dementia can have adverse effects on the symptoms of dementia. The National Audit of Dementia Care in General Hospitals¹⁸⁸ found that two-thirds of hospital staff felt that they had received insufficient training in dementia care. Given what we now know about the poor outcomes of hospital admission for people with dementia, unnecessary acute hospital admissions must be avoided, and this requires the provision of early community assessment, recognition of problems and appropriate interventions by multidisciplinary teams, including medical staff, social workers, occupational therapists, nurses and trained care staff.

One limitation of this review is that several risk factors could not be analysed using a meta-analysis either owing to potential heterogeneity within risk factors (e.g. cardiovascular, psychiatric and neurological disorders) or because there were insufficient studies for a meta-analysis of the identified risk factors (e.g. social/environmental factors and ADLs). However, two studies^{166,178} concluded that people with dementia were less likely than those without to be admitted for an acute cardiac syndrome. This might reflect a lower recognition of acute angina or myocardial infarction in those with dementia, owing to reduced reporting of specific symptoms or a tendency to interpret any accompanying confusion as part of the established clinical syndrome of dementia.

Conclusion

Many acute hospital admissions for people with dementia are potentially preventable. Poor outcomes of acute hospital admission for people with dementia have been widely documented; therefore, efforts need to be focused on developing responsive and integrated community services. People with dementia are at increased risk of hospitalisation owing to behavioural and psychological disturbances, and many older people's HTTs tend to focus on prevention and management of psychiatric crises and reducing psychiatric admissions. This review highlights the need for recognition of the physical health risks in these patients, including a high index of suspicion for conditions such as urinary tract and respiratory infections, and a low threshold for early treatment in the community. This approach could potentially prevent acute admission to general hospitals and reduce the associated risk of delirium, so that mental state and behaviour remain more stable. This highlights the importance of integrated working between services for older people's mental health, primary care, social welfare, intermediate care and hospital liaison.

The effectiveness of crisis resolution/home treatment teams for older people with mental health problems: a systematic review and scoping exercise

Aims

Our aim was to conduct a systematic review of evidence to evaluate the effectiveness of crisis resolution/home treatment approaches to support older people with mental health problems at home compared with other forms of treatment and to scope home treatment services for older people with mental health problems, produce a typology of such services and review the typology in the context of policy and research findings.

Methods: literature review

The method used was a literature review; controlled comparison studies, including RCTs, controlled before-and-after studies and interrupted time series were eligible for inclusion in this review. Observational studies, theoretical papers and government frameworks and policies were also reviewed.

Types of interventions

Experimental intervention

Any crisis resolution/home treatment intervention for older people with a diagnosed mental health problem.

Control

For controlled studies, control groups included TAU, standard community treatment and waiting list controls.

Types of participants

The inclusion criteria for participants in the studies included in the review were those aged ≥ 65 years, diagnosed with a mental health condition and living in the community (excluding 24-hour care institutions).

Types of outcome measures

Primary outcomes included the following: number of admissions, length of hospital stay, maintenance of community residence and patient quality of life. Secondary outcome measures included cognition, use of medication, ADLs, patient/carer satisfaction, service use, health and social care costs and mortality.

Search methods for identification of studies

Electronic searches: we searched the Specialised Register of the CDCIG, which included records from The Cochrane Library, MEDLINE, EMBASE, PsycINFO, CINAHL and LILACS, and many ongoing clinical trial databases and grey literature sources. We also searched Web of Science and the Campbell Collaboration/SORO database.

Data collection and analysis

Selection of papers: titles and abstracts of citations obtained from the search were examined and irrelevant articles were discarded. The full texts of studies were obtained and assessed against our inclusion criteria. Attempts were made to obtain additional information from the study authors when necessary. A second reviewer independently reviewed the selected studies and agreement was reached on papers for inclusion.

Assessment of validity

The studies (primary research) were assigned a level of evidence according to the CEBM guidelines (www.cebm.net/levels_of_evidence.asp#levels). Levels of evidence ranged from 1 to 5, with lower numbers indicating higher quality. Studies rated between levels 1 and 4 were included in this review.

Procedure

Both reviewers assigned levels of evidence to each study independently and, in cases of disagreement, discussed the studies until a conclusion was agreed. The outcomes across the studies were then assigned an overall grade of evidence from A to D according to the CEBM criteria. Grade A represents consistent level 1 studies indicating the best evidence; grade B represents consistent level 2 or 3 studies; grade C represents evidence from level 4 studies or extrapolations from level 2 or 3 studies; and grade D evidence is the lowest level and represents level 5 evidence or troublingly inconsistent or inconclusive studies of any level.

Methods: scoping exercise

From consultations with colleagues, a review of policy and research literature, plus a scoping exercise we sought to describe the diversity of models of HTTs identifying three principal models. Five crisis resolution home treatment teams (CRHTTs) for older people across the UK were visited to identify what kinds of crises take place, key attributes associated with crises, models of service provision, areas of need and key themes to be included in a HTP. Recent case examples were discussed. The services had common aims: to provide a rapid response to older adults presenting in mental health crisis, to offer assessment and treatment at home as an alternative to hospital admission wherever possible and to facilitate timely discharge from psychiatric inpatient units.

Results: literature review

There were 8222 references found, of which 8185 were excluded by reference to title and abstract alone as they either did not cover crisis interventions or did not include people with mental health problems, and 27 were excluded as they did not consider older people in the sample. Ten references were included: three cohort studies,^{170,189,190} one descriptive study,²⁷ one survey-related research study,¹⁹¹ two theoretical papers^{192,193} and three government policy documents.^{23,194,195}

Cohort studies and descriptive study

Three cohort studies and one descriptive study were included in the review (*Table 45*). All were assigned level 4 evidence according to the CEBM guidelines. Dibben *et al.*¹⁹⁰ studied the impact of a CRHTT 6 months before and 6 months after the service was implemented. Participants in this study were older people with mental health problems. There were 65 participants in the pre-CRHTT (comparison) group and 102 in the post-CRHTT (intervention) group.

Ratna¹⁷⁰ investigated the efficacy of a 24-hour community-orientated old age psychiatric crisis service in North London, UK. The study concerned 142 older patients presenting in mental health crisis who had been referred to the service over a 6-month period in 1976 and followed up for 2 years. The data were compared with retrospective data from a study¹⁹⁶ of two other psychiatric services, one a community

TABLE 45 Results of primary research studies

Study reference (level of evidence) and type of study	Description of intervention and participants (n)	Description of control group	Number of follow-ups and follow-up points	Results: control group	Results: intervention group	Summary of results
Ratna 1982 ¹⁷⁰ (4); cohort study	Community-orientated old age psychiatry service; providing intensive 24-hour crisis support in the community	Two retrospective cohorts from the Sainsbury <i>et al.</i> 1965 ¹⁹⁶ study in which there was no crisis service	Referral (intervention group, n = 142; comparison group, ^a n = 337) Follow up 1: 24 months (intervention group, n = 142; comparison group, ^b n = 119)	Total number of admissions, n (%) Comparison group ^a at referral, n = 132 (39) Comparison group ^b at follow-up, n = 71 (60) Average length of hospital stay (mean stay in days) Comparison group ^a at follow-up, n = 101 Maintenance of community residence, n (%) Comparison group ^b at follow-up, n = 42 (35) Mortality rates (%) Comparison group ^b at follow-up, n = 42 (35) Mortality rates (%) Comparison group ^b at follow-up, n = 42 (35)	Total number of admissions, n (%) At referral, n = 41 (29) At follow-up, n = 48 (34) Average length of hospital stay (mean stay in days) At follow-up, n = 22 Maintenance of community residence, n (%) At follow-up, n = 69 (49) Mortality rates (%) At follow-up, 29%	Reduction in numbers of hospital admissions (at referral and follow-up) Reduction in length of hospital stay at follow-up Increase in proportion of people remaining in community at follow up Improvement in mortality rates at follow-up
Doyle and Varian 1994 ¹⁸⁹ (4); cohort study	Crisis intervention service operating through the CMHT Intervention group, n = 70	The 24-hour community orientated old age psychiatry service as described in Ratna 1982 ¹⁷⁰	Referral Follow-up 1: 36 months	Refer to Ratna 1982 ¹⁷⁰ Mortality rates (%) Comparison group ^b at follow-up, 44%	Total number of admissions, n, % At referral, n = 22, 31 Maintenance of community residence, n, % At follow-up, n = 22, 31 Mortality rates (%) At follow-up, 30	No difference at referral compared with Ratna 1982 ¹⁷⁰ Lower proportion of people remaining in community at follow-up than in Ratna 1982 ¹⁷⁰ No difference in mortality rates at follow-up compared with Ratna 1982 ¹⁷⁰

continued

TABLE 45 Results of primary research studies (continued)

Study reference (level of evidence) and type of study	Description of intervention and participants (n)	Description of control group	Number of follow-ups and follow-up points	Results: control group	Results: intervention group	Summary of results
Dibben <i>et al.</i> , 2008 ⁹⁰ (4); before-and-after cohort study	CRHTT Pre CRHTT, n = 65 Post CRHTT, n = 102	6 months' pre CRHTT data were collected	Data were collected 6 months pre CRHTT and 6 months post CRHTT	Total number of admissions: n = 65, 100% Average length of hospital stay: mean (SD) days: 49 (45.62)	Total number of admissions: n = 70, 69% Average length of hospital stay: mean (SD) days: 53 (46.40)	Reduction in number of hospital admissions (statistically significant) No difference in length of hospital stay
Richman <i>et al.</i> , 2003 ²⁷ (4); prospective descriptive study	Outreach support team based within a day hospital, providing support in crisis Waiting list for an inpatient bed, n = 40	No comparison group	Referral 3 months	n/a Assumption of 100% admission rate for crises before introduction of intervention	Total number of admissions, n (%) ● Referral, n = 10 (25) ● Follow-up, n = 10 (25)	Reduction in number of hospital admissions

n/a, not applicable.

a Data from the two comparison groups cohorts in the Sainsbury *et al.*¹⁹⁶ study were combined.

b Follow-up data for the comparison group were based on a 1 in 3 sample from the two combined cohorts in the Sainsbury *et al.*¹⁹⁶ study. Please note that these follow-up data were used for calculating the total number of admissions, maintenance, community residence and mortality. For average length of stay, the full cohort data were used to make the calculations at follow-up.

service in Chichester ($n = 216$) and the other a hospital-centred service in Salisbury ($n = 121$), neither of which provided a crisis service. For the purpose of this review, the data from the two services in the Sainsbury *et al.*¹⁹⁶ study were combined and included as one comparison group.

Doyle and Varian¹⁸⁹ described a crisis intervention service operating between 9 a.m. and 5 p.m. on weekdays. Participants in this study were 70 older people with mental health problems, followed up for 3 years from referral (1989–92). The findings were compared with data from the Ratna¹⁷⁰ study.

A prospective descriptive study²⁷ described the activity and outcomes of an outreach support team based in a day hospital for older people with mental illness. This service operated 12 hours per day, 7 days per week. Routine clinical, demographic and service use information was described but no attempt was made to draw a causal relationship between the activities of the outreach support team and subsequent maintenance in the community. The participants were 40 older people with mental health problems. There was no comparison group.

Primary outcomes

Number of admissions

There is grade C evidence of a reduction in number of hospital admissions when older people with mental health problems are referred to crisis intervention services at a point when they would otherwise have been admitted to hospital.

Dibben *et al.*¹⁹⁰ found a statistically significant reduction in admissions 6 months after the introduction of the CRHTT. Sixty-nine per cent of referrals ($n = 70$) were admitted in the intervention group, compared with 100% ($n = 65$) in the comparison group (see *Table 45*). Ratna¹⁷⁰ also found that a lower percentage of patients were admitted to hospital on referral to the crisis service (29%; $n = 41$) than in the combined comparison group (39%; $n = 32$). At 2-year follow-up, 34% ($n = 48$) of those in the crisis intervention service had been admitted, compared with 60% ($n = 1$) in the merged comparison group. Doyle and Varian¹⁸⁹ found that, on referral, there was almost no difference in the percentage of the sample admitted to hospital between the 9 a.m. and 5 p.m. service (31%; $n = 22$), and Ratna's¹⁷⁰ 24-hours service group (29%; $n = 41$) (see *Table 45*). Richman *et al.*²⁷ found that 25% ($n = 10$) of patients referred to the crisis service were admitted to hospital at the point of referral or within the 3 months' follow-up.

Length of stay

There was grade D evidence to suggest that there may be a reduction in the length of hospital stay with a crisis intervention service. Dibben *et al.*¹⁹⁰ found no difference in length of hospital stay 6 months after the introduction of the CRHTT, as the average length of stay was 53 days in the intervention group compared with 49 days in the comparison group (see *Table 45*). Ratna¹⁷⁰ found that, over 2 years' follow-up, the average length of stay in hospital was shorter for all patients referred to the crisis service (22 days) than for those in the combined comparison group (101 days). The data in the Ratna¹⁷⁰ paper were converted to give the average length of stay for all participants in the cohorts, including those who were not admitted. Doyle and Varian¹⁸⁹ stated that the mean length of stay in hospital for patients admitted via the 9 a.m.–5 p.m. crisis service was 49 days within the 3-year follow-up. The authors compared this with Ratna's¹⁷⁰ 24-hour crisis service, where mean length of stay of only those admitted to hospital via the crisis service was 91 days. However, Doyle and Varian¹⁸⁹ did not state number of patients admitted to hospital over the follow-up period and it was not, therefore, possible to compare average length of stay for all patients in the cohort with Ratna's intervention and combined comparison groups.

Maintenance of community residence

There was grade D evidence to suggest that crisis interventions help maintain community living for older people with mental health problems. Ratna¹⁷⁰ found that a higher percentage of people remained at home after 2 years' follow-up in the 24-hours crisis service group (49%; $n = 69$) than in the overall comparison

group (35%; $n = 42$) (see *Table 45*). Doyle and Varian¹⁸⁹ stated that 31% ($n = 22$) were living at home at 3 years' follow-up (see *Table 45*).

Secondary outcomes

Mortality

There was grade D evidence for impact on mortality in older people with mental health problems referred to a crisis intervention service. Ratna¹⁷⁰ found, after 2 years' follow-up, that mortality rates were lower for patients in the crisis service group (29%) than for those in the overall comparison group (44%) (see *Table 45*), and Doyle and Varian¹⁸⁹ found a 30% mortality rate in their 9 a.m.–5 p.m. crisis service group after 3 years' follow-up (see *Table 45*).

Use of services

There was grade D evidence for impact on use of services for older people with mental health problems referred to a crisis intervention service. Doyle and Varian¹⁸⁹ reported that 22% of patients received domiciliary follow-up and 9% attended a day hospital/centre, and compared data with the Ratna¹⁷⁰ study, in which 61% of patients received domiciliary follow-up and 32% attended a day hospital/centre.

Service use costs

There was grade D evidence regarding service use costs in a crisis intervention service for older people with mental health problems. Only one study considered this outcome. Richman *et al.*²⁷ found that the cost per patient per month in an outreach support team was £823, which was lower than the £1814 cost per patient per month on an inpatient ward. However, these were staff costs only and did not reflect total costs of the services. This cannot therefore be considered a detailed cost analysis.

Results: scoping exercise

We visited all five mental health home treatment services for older people identified across England in 2009 (*Table 46*). We compared and contrasted the three service models that these services followed in practice.

Generic home treatment team

This team operated 24/7, offering immediate assessment (within 1 hour) to all patients meeting the referral criteria, which included the need for immediate psychiatric admission in the absence of intensive home treatment. The team performed a gatekeeping role for inpatient admissions, with all proposed admissions being referred to the team first to see whether or not home treatment would be possible.

Specialist older adults home treatment team

This service was fully functional between 8 a.m. and 8 p.m. on weekdays and between 9 a.m. and 5 p.m. at weekends and on bank holidays, and offered an overnight on-call telephone service to existing clients but did not take new referrals or carry out new assessments overnight. This team considered itself a crisis resolution team and the referral criteria included that a psychiatric inpatient admission would be immediately warranted in the absence of intensive home treatment. The team performed a gatekeeping role for inpatient admissions during its hours of full operation and carried out next-day assessments on the ward for all patients admitted outside these hours to assess their suitability for home treatment.

Intermediate care

Three of the teams we visited could be described as intermediate care teams for older adults with mental illness. These teams did not operate an overnight service but two operated extended hours on weekdays and weekends. Consequently, none of these three teams provided a gatekeeping role for inpatient admissions. Rather, they sought to avert the development of crises by encouraging early referral of patients whose mental health was deteriorating, particularly where such deterioration would otherwise be likely to result within days or weeks in either admission to a psychiatric hospital or a transition of care, especially

TABLE 46 Comparison of three models of home treatment service for older people with mental health problems

	Generic home treatment	Specialist home treatment	Intermediate care		
			Team 1	Team 2	Team 3
Team composition	Multidisciplinary plus psychiatrist sessions	Multidisciplinary	Multidisciplinary	Multidisciplinary	Multidisciplinary
Specialist older people's staff	Lead nurse plus three staff	All staff	All staff	All staff	All staff
Dementia referrals	Initially excluded, now accepted	Accepted	Accepted	Accepted (team is dementia specific)	Accepted
Hours of operation Monday–Friday	24/7	24/7	9 a.m.–7 p.m.	9 a.m.–5 p.m.	8 a.m.–6 p.m.
Hours of operation bank holidays and weekends	24/7	24/7	9 a.m.–5 p.m.	Closed	9 a.m.–5 p.m.
New referrals assessed at weekends	Y	Y	Y	N	N
Telephone advice overnight	Y	Y (existing clients only)	N	N	N
New referrals accepted overnight	Y (A&E only)	N	N	N	N
Eligibility criteria	Admission imminent	Admission imminent	Admission within days/weeks	Admission within days/weeks or potential care transition	Admission within days/weeks or potential care transition
Assessment	Within 1 hour	Within 1 hour	Within 24 hours	Within 24 hours	Within 24 hours
Gatekeeping role	Y	Y (except for new referrals overnight)	N	N	N
Focus	Crisis intervention	Crisis intervention	Crisis prevention	Crisis prevention	Crisis prevention
Inpatient discharge facilitated	Y	Y	Y	Y	Y
Local integrated older people's CMHT	Y	Y	N (CPNs only)	Y	Y

A&E, accident and emergency; CPN, community psychiatric nurse; N, no; Y, yes.

involving a change of accommodation. The assessment of all new referrals took place as soon as possible and, in any case, within 24 hours of receipt.

Night-time presentations

Overnight presentations requiring immediate psychiatric admission are rare in those aged > 65 years. The generic HTT was the only service we visited that was fully operational on a 24/7 basis and saw an average of just two older people presenting at night per month. Our own local audit of acute psychiatric admissions found that fewer than 8% of older adults admitted over a 1-year period had presented in crisis overnight (between 8 p.m. and 8 a.m.), and three-quarters of these night-time admissions were under the Mental Health Act,¹⁹⁷ suggesting that home treatment was probably inappropriate at that point in time.

Discussion

This review found insufficient evidence for the efficacy of CRHTTs in supporting older people with mental health problems to remain at home, as a result of a lack of properly designed research studies. Owing to the lack of consistent and good-quality evidence, it is not possible to say whether or not crisis resolution services for older people with mental health problems reduce length of stay in hospital from the three studies which considered this outcome. In particular, we were not able to calculate the average length of stay for the entire cohort in the Doyle and Varian¹⁸⁹ study. The level of recommendation for maintenance of community residence was grade D. Only two studies looked at this outcome.^{170,189} It is possible that the 24-hours crisis service can sustain people at home for longer, but this apparent finding might also have arisen as a result of changes in service provision, such as the shift towards care/nursing home placements, with long-term hospital beds becoming increasingly rare. The effects of crisis resolution services on mortality rates, service use and service costs were all given an overall grade D of recommendation. This was due to weakness in the study design, contrasting results, inappropriate comparison groups or lack of data.

From our scoping exercise of HTTs we were able to establish some key themes. Although we visited only five teams across the UK, these services were representative of the three models found in the Cooper *et al.*¹⁹¹ UK survey. The home treatment services had varying definitions of crisis. Comparison of efficacy between different models is made difficult by variations in aims and referral criteria between different services. In addition, broad outcomes such as reduction in hospital admissions may be of limited utility in this instance, as baseline admission threshold varies widely between geographical areas on the basis of availability of inpatient and community resources and clinician preference, among other considerations.

Work package 2: development of a home treatment package for people with dementia and their family caregivers

Development of the home treatment manual

This section reports the development of the home treatment manual and advisory protocol to support people with dementia and their carers during crises to help avoid care home and hospital admissions. Crises in dementia may be precipitated by a number of interacting factors that lead to a point at which the individual and their carer cannot cope, or may arise from a single traumatic event. Contributing factors include carer burden, behavioural and psychological characteristics, physical health problems, social factors related to the person with dementia and their environment.^{27,181,198-205} We followed the MRC guidelines for the development and evaluation of complex interventions³⁰ using a systematic review of the literature and the scoping exercise of HTTs.²⁰⁶

Focus groups

Aim

The aims of the focus groups were to identify factors precipitating crises and to identify interventions that may help manage crises for people with dementia living at home and their carers.

Method

Design

Focus groups were selected as they provide an ideal method for exploring people's own meaning and understanding of a health-related problem through promoted discussion.²⁰⁷ Focus groups provide an opportunity to observe the processes through which meaning is constructed and negotiated in the social context of the group itself^{77,138} and allow the in-depth exploration of topics to provide rich data sources.⁷⁵ Focus groups capture the participants' views and perspectives and show them that their views are important and taken seriously.⁷³ The findings from these focus groups have been reported in accordance with the Consolidated Criteria for Reporting Qualitative Research (COREQ) 32-item checklist.²⁰⁸

Participants

Focus groups were conducted with the following stakeholder groups: people with dementia (three groups), family carers (three groups) and staff from HTTs and older people's CMHTs (three groups). These three groups ensured that the views of relevant stakeholders were included in the development of the home treatment advisory protocol. There were between four and eight participants in each focus group. The groups were purposively sampled to ensure a rich and meaningful source of data so that there was variation within our stakeholder groups in order to maximise the validity of findings. Key older people's HTT and CMHT staff were identified from NELFT and Kent and Medway NHS and Social Care Partnership Trust. Eighteen people with mild-to-moderate dementia (female, $n = 10$, 56%; male, $n = 8$, 44%) living in the community, and who were willing and able to consent, were recruited from two day hospitals and a day centre within NELFT. Fifteen family carers (female, $n = 9$, 60%; male, $n = 6$, 40%) who lived locally were recruited via voluntary sector organisations such as Dementia UK and local carer support groups. We included both experienced carers (provided care for at least 2 years) and new carers (provided care for < 1 year), and carers from a range of ethnicities and age groups. In addition, the carers we approached had different types of relationships with their relatives including spouses, children and nieces/nephews. The family carers were providing or had previously provided care for a minimum of 4 hours per week for a relative with dementia. Nineteen health-care professionals (female, $n = 11$, 58%; male, $n = 8$, 42%) who work with people with dementia at times of crisis, including occupational therapists, Admiral Nurses, day hospital managers, HTT managers, psychologists and psychiatric nurses, were recruited into the groups. The groups were of mixed sex whenever possible. Ethics and local R&D approvals were obtained (Research Ethics Committee reference number 10/H0701/20). Informed consent was sought from all participants who met the inclusion criteria.

Procedure

Three focus groups lasting 60–90 minutes were held for each of the three different stakeholder groups. The sessions commenced with a brief presentation about the project overall. An explanation of the focus group 'ground rules' was given and the participants were given the opportunity to ask questions before being asked to focus on the topics for discussion. Each focus group was presented with the following definition: 'A crisis is defined as an urgent demand for immediate psychiatric intervention for a patient living in the community'.¹⁷⁰ The participants were asked their opinions on the definition and were then asked to focus on causes of crisis involving people with dementia and their carers. Later, the participants were asked to discuss which interventions and forms of support they thought would help during a crisis or help to prevent a crisis. A framework was used to construct and develop the focus group discussions. The participants were asked to express their opinions and discuss issues through using a series of open questions. The questions included in the framework were:

- (a) What sort of issues do you think could lead to a crisis situation? What about in the context of people who are having memory problems? (Prompts from the evidence base provided if necessary.)
- (b) What kind of support do you think would be helpful in a crisis?
- (c) Do you think any of the following would be helpful in a crisis? (Interventions from the evidence base.)

Analyses

Two researchers conducted the focus groups. One acted as the moderator by facilitating the group, keeping the discussion going and encouraging all group members to participate fully. The second researcher actively listened, sought clarification and ensured the accuracy of content as needed during the interview,⁷³ as well as recording field notes during and immediately after the focus groups.⁷⁴ Participants gave permission for the focus groups to be audio tape-recorded and these were transcribed verbatim. The data were qualitatively analysed to identify broad similarities and differences, using a data-driven inductive thematic analysis^{76,209} and 'long table' approach to code and analyse information. Thematic analysis is useful for summarising key features of a large body of data, as well as highlighting similarities and differences across the data set.²⁰⁹ This can generate unanticipated insights, which is consistent with focus groups inquiry that allows participants the freedom to provide information that does not necessarily fit with any expectation going into the research. Inductive thematic analysis searches for themes that emerge directly from the data

as being important to the description of the phenomenon.²¹⁰ This approach complemented our research questions, which were designed to be exploratory to extract descriptive data.

Two researchers independently analysed the focus group transcripts as a method of quality control and validation. In addition, both researchers read the focus group transcripts twice to familiarise themselves with the data. Initial codes were generated by coding interesting features within the transcripts in a systematic and rigorous way across the entire data set, collating data relevant to each code. The codes were then collated into potential themes, gathering all data relevant to each theme. The themes were then applied to all of the transcripts again to assess the applicability, and were reviewed and refined as necessary, generating a 'thematic' map of analysis. The themes were continually reviewed through ongoing analysis, and clear definitions and names were finally applied to the agreed themes. A codebook was produced, which highlighted the views of the three stakeholder groups, allowing us to assess the similarities and differences between them.

Tables 47 and 48 present the themes derived from this study according to category and stakeholder group for causes of crisis and interventions that could help to prevent or manage a crisis. The numbers of counts illustrate the number of times the theme was discussed by participants in each stakeholder group. There were five categories relating to themes for causes of crisis: (1) carer related; (2) environmental; (3) vulnerability; (4) behavioural/psychological; and (5) physical health (see Table 47). There were four categories relating to themes for interventions: (1) home environment; (2) carer related; (3) professional health-care support; and (4) social and home care support (see Table 48).

Results

Causes of crisis

People with dementia thought that risks and hazards were the key factors in precipitating crises, including hazards in daily living tasks in the home such as leaving the gas on or taps running, cooking and fire hazards:

I thought I had forgotten to turn the fire off and you wouldn't see how quickly I ran to get home.

Physical health-related factors were rarely mentioned by people with dementia, but falls were a serious concern and physical hazards around the home could lead to a crisis:

[M]aybe living alone is a crisis and I end up dead . . . I fall everywhere! Bathroom, kitchen, sitting room.

Outdoor safety was frequently mentioned, including road safety, forgetting keys and accidents in the garden:

Being involved in an accident . . . on the roads . . . accident in the garden . . . At work!

People with dementia were concerned about their inability to identify potential risks, such as opening the front door at night without knowing who was on the other side and letting strangers or burglars into the home:

I shouldn't have opened it [the front door]. You know it was about 11 o'clock . . . Without knowing who is on the other side.

Carers were also worried about people with dementia's inability to identify risks and hazards:

My dad will bring in anyone from the street . . . to our house, which is a bit of a worry.

TABLE 47 Categories and themes for causes of crisis (number of times topic was discussed in each group)

Stakeholder group	Carer-related factors	Environmental factors	Vulnerability factors	Behavioural/psychological factors	Physical health factors	
People with dementia	Family carer absent (5)	Hazards relating to daily living tasks in the home (16)	Outdoor safety (6)	Severity of memory impairment (9)	Falls (5)	
			Inability to identify potential risks (5)	Anxiety symptoms (2)		
	Family carer death (1)	Physical hazards around the home (5)	Changes in environment (3)	Depressive symptoms (1)		
			Social isolation (2)	Poor ability to communicate effectively (1)		
		Too much activity/stimulus in the home (2)	Reluctance in calling for/refusing to call for help/assistance (2)			
		Outdoor safety (1)	Person with dementia is being abused (1)			
			Inability to manage finances/bills (1)			
			Non-adherence to medication routine (1)			
	Carers	Family carer burden (16)	Poor inadequate community services (8)	Inability to identify potential risks (7)	Severity of memory impairment (8)	Incontinence (4)
		Family carer's mental health (14)	Hazards relating to daily living tasks in the home (5)	Reluctance or refusing to access help (3)	Wandering (8)	Infections (4)
Limited family carer awareness and understanding of dementia (6)		Physical hazards around the home (4)	Refusing/forgetting to take medication or taking too many medicines (1)	Physical aggression (5)	Falls (3)	
Family carer is unable to access support services (4)		Lack of co-ordinated health and social support services (4)	Non-adherence to medication routine (1)	Verbal aggressions (2)	Immobility/difficulty in walking (3)	
Family carer absent (4)		Unable to access essential amenities (2)	Declining support services (1)	Poor inability to communicate effectively (2)	Pain (1)	
Family carer's physical health (2)		Outdoor safety (1)		Sleep disturbances (2)		
Family carer is abusing person with dementia (2)		Unplanned absence of care staff (1)		Hallucinations (1)		
				Depressive symptoms (1)		
Carer refusing help or assistance (1)				Repetitive speech (1)		
Family carer is not actively involved in the care planning process (1)						

continued

TABLE 47 Categories and themes for causes of crisis (number of times topic was discussed in each group) (continued)

Stakeholder group	Carer-related factors	Environmental factors	Vulnerability factors	Behavioural/psychological factors	Physical health factors						
HCPs	Family carer's mental health (9)	Poor/inadequate community services (17)	Very poor eating/drinking (6)	Severity of memory impairment (6)	Immobility/difficulty in walking (3)						
	Limited family carer awareness (5)	Changes in the home environment (6)	Declining support services (4)	Wandering (4)	Incontinence (3)						
	Family carer burden (3)	Lack of co-ordinated health and social support services (6)	Reluctance or refusing to access help (3)	Verbal aggression (3)	Infections (3)						
	Family carer absence (3)	Unsuitably trained paid care staff (5)	Inability to identify potential risks (3)	Hallucinations (2)	Falls (2)						
	Carers refusing help (1)	Changes in family and relationships (4)	Person with dementia is being abused (3)	Sleep disturbance/excessive night-time activity (2)	Chronic diseases (2)						
	Family carer is abusing person with dementia (1)	Hazards relating to daily living tasks (3)	Social isolation for person with dementia (2)	Depressive symptoms (2)	Delirium (1)						
	Family carer's physical health (1)	Lack of supportive neighbours/friends in the local area (3)	Unplanned absence of paid care staff (3)	Non-adherence to medication routine (2)	Paranoia/suspicious symptoms (1)	Medication side effects (1)					
							Inability to manage finances/bills (2)	Poor ability to communicate (1)			
								Severe neglect of personal hygiene/personal care (1)	Disinhibition (1)		
									Outdoor safety (1)	Physical aggression (1)	
Lack of activities in the home for person with dementia (2)											
										Different types of weather/seasons (1)	
											Living alone (1)
	Reduced driving ability (1)										
		Physical hazards around the home (1)									
			Unable to access essential amenities (1)								

HCP, health-care professional.

TABLE 48 Categories and themes for crisis interventions (number of times topic was discussed in each group)

Stakeholder group	Home environment	Carer related	Professional health-care support	Social and home care support
People with dementia	Supportive friends/ neighbours in local area (11)	Family carer education (1)	Easy access to A&E services in hospital (4)	Provision of home care services (6)
	Communication equipment (11)		Specialist assessments by a MDT member of staff (2)	Access to emergency services (3)
	Equipment/adapted furniture/rails/ramps around the home (9)			Flexible provision of services (1)
	Prompts/cues/reminders around the home (8)			
	Presence of a family carer (8)			
	Maintaining a routine of daily living tasks (4)			
	Administering/monitoring medication (1)			
Specialist assistive technology (1)				
Carers	Specialist assistive technology (9)	Family carer education and training (10)	One main point of contact (5)	Provision of home care services (9)
	Equipment/adapted furniture/rails/ramps around the home (7)	Involvement in family carer support groups (4)	Admiral Nurse (5)	Specialist training for home care staff (4)
	Engaging in purposeful activities around the home (3)	Direct payments (3)	Implementation of a co-ordinated care plan (5)	Provision of day care/ centre services (3)
	Communications equipment (2)	Emergency access to respite in the home (3)	Medication reviews (4)	Centralised database (1)
	Administering medication (1)	Accessing the internet for advice and support (1)	Access to HCPs 24 hours per day (4)	Flexible provision of services (1)
	Supportive friends/ neighbours in the local area (1)	Planning care and support services with the carer (1)	Telephone helpline (2)	Immediate/emergency provision of care (1)
		Counselling for family carers (1)	Support/specialist training for HCPs (2)	Access to emergency services (1)
		Advice about financial/ legal matters (1)	Signposting (2)	
		Emergency access to respite in a residential care home (1)	Daily visits by HTT (2)	
			Easy access to a day hospital (1)	
		Easier/better access to GPs (1)		
		Referrals being made earlier to support services (1)		

continued

TABLE 48 Categories and themes for crisis interventions (number of times topic was discussed in each group) (continued)

Stakeholder group	Home environment	Carer related	Professional health-care support	Social and home care support
HCPs	Specialist assistive technology (4)	Emergency access to respite in the home (9)	HCPs available for longer hours (6)	Provision of home care services (4)
	Equipment/adapted furniture/rails/ramps around the home (1)	Family carer education and training (7)	Physical health checks (5)	Easy access to emergency services (1)
	Communication equipment (1)	Planning care and support services with the family carer (3)	One main point of contact (5)	Specialist training for home care staff (1)
	Engaging in purposeful activities around the home (1)	Accessing internet for advice and support (1)	Implementation of a co-ordinated care plan (5)	Provision of day care/centre services (1)
		Involvement with carer support groups (1)	Specialist assessments by MDT (5)	Immediate/emergency provision of care (1)
			Support/specialist training for HCPs (4)	Centralised database (1)
			Easy access to GP (3)	
			Daily visits by HTT (3)	
			Signposting (3)	
			Telephone helpline (2)	
			Access to Admiral Nurse (2)	
			Referrals being made earlier to support services (2)	
			Access to specialist safeguarding adult teams (2)	
			Involving person with dementia in planning of their care (1)	
		Medication review (1)		
		Provision of stimulating activities to person with dementia (1)		

A&E, accident and emergency; HCP, health-care professional; MDT, multidisciplinary team.

Similarly, carers had concerns about household hazards, such as leaving on the electric cooker, leaving taps running or leaving the gas on, and physical hazards leading to accidents in the shower or kitchen. Carers thought that a key factor in causing crises was family carer burden due to excessive caring commitments and their own mental health:

I live a little way away and I've got four children; and that's hard in itself. I have to look after her as well. Some days, I might be having a crisis before I have even seen her.

Male carers felt distressed and uncomfortable about taking on intimate tasks to which they were not accustomed, such as looking after their wives' personal hygiene, as illustrated by this quotation from a discussion between two male carers:

. . . the crisis I had was with incontinence and being a man, I didn't like the idea, even with your wife this is a personal thing, especially to a woman it's very important, even to my wife, married all those years.

Some carers reported feeling very depressed. One carer, whose wife became very emotional and cried for long periods of time when her memory was rapidly deteriorating, reported:

You say to yourself, I wish I was dead.

Staff also acknowledged that the family carer's mental health could lead to a crisis. People with dementia, on the other hand, rarely mentioned carer-related factors but were aware that the absence of a family carer could potentially lead to a crisis, particularly for those who relied heavily on their carer in their everyday lives.

People with dementia, carers and staff often thought that the severity of the person's memory impairment led to a crisis situation; one person with dementia stated:

[S]aying the wrong things at the wrong time . . . putting your foot right in it!

One carer described how their relative's memory impairment led to significant problems:

. . . asking them [neighbours] to call the police to get this woman [person with dementia's wife] out of his house.

Behavioural problems, including wandering behaviour and physical aggression, were often a cause of great concern to carers. One carer described their concerns about wandering behaviour:

[M]orning or night . . . she was missing and I woke up at 6 and she was right down the front at the water's edge.

Physical health-related factors were not mentioned as often in any of the groups, but incontinence, falls and infections were discussed at length, and very often the ensuing crisis was quite intense and traumatic for both the carer and the person with dementia. Staff reported that people with dementia with poor eating/drinking patterns could find themselves in a crisis resulting in hospital admission:

. . . get admitted to hospital because it's weight loss because they are refusing food.

Poor and inadequate community services, including poor continuity of care, was a leading cause of crisis according to staff and carers. Staff reported that a crisis could often arise as a result of physical problems not being fully investigated or health-care professionals not acting quickly enough or calling in support services. Staff reported that:

... a lot of the time GPs don't act quickly enough on call, or in support services ... social services are quite slow to see people.

One carer described NHS continuing care services as:

[A] hospital ward with no staff. That's what it feels like! You are on your own. There is nobody there!

Staff thought that the introduction of new home care staff could be confusing and upsetting for people with dementia. One member of staff reported a recent example and added:

[T]here was an incident today. Home care staff changed and everything was chaotic.

Additionally, staff thought that unsuitably trained home care staff and people with dementia declining support services often triggered a crisis. Staff mentioned that home environment changes (e.g. adaptations) could cause confusion for people with dementia. Staff were concerned about changes in the family (e.g. relatives getting married or having children), and the family carer having limited awareness about dementia could lead to arguments between carers and people with dementia and, subsequently, to crises.

Interventions in a crisis

People with dementia thought that prompts/cues/reminders around the home, such as lists and notes, could be very useful to help them to avoid various crisis situations. Communications equipment (people with dementia), such as having a telephone, and equipment/adaptations (people with dementia and carers) were thought to help prevent crises. People with dementia said:

You could use your phone if you had a bad fall. If you had a mobile you could take around with you

and:

I have a gas fire ... so now I have had it disconnected. I've got my central heating, so I'll be warm ... so I'm safer!

Family carers and staff highlighted the value of assistive technology such as gas detectors, personal safety alarms, alerts/pagers and movement detectors. One carer said:

If you are worried about somebody getting out of bed, or getting out of a chair, like I was, they are absolutely brilliant. It actually gave me a bit more freedom as well ...

People with dementia primarily thought that having a network of supportive friends/neighbours in the local area and having a family carer were most useful in helping to prevent a crisis and also during a time of crisis:

My neighbour, she watches my lights go on and off, so she knows when I go to bed when it's dark.

People with dementia, carers and staff all thought that home care services were a very useful intervention during a time of crisis. As one carer said:

It's been a great help to me, because my wife goes to the cinema and goes out walking. The home care worker cooks, cleans and she is a real bubbly person ... I know that I can go out and feel secure that she is in good hands.

Carers also highlighted the importance of providing home care staff who have specialist training in working with people with dementia and their relatives. Staff also advocated emergency access to respite in the home:

Instant home-based respite. Somebody sitting in the day and somebody overnight.

People with dementia highlighted some professional health-care support interventions that could help them in a crisis, but their focus was on having easier access to accident and emergency services in hospital and the emergency services. One carer described an out-of-hours doctor service:

I found that actually every time I rang them about myself or my wife, I got a response and they came out to see me.

Staff also stated that there was a need for health-care professionals to be available for extended hours.

Staff also suggested regular physical health checks, stating that many crises were unrelated to a mental health condition, whereas carers valued medication reviews. Staff thought multidisciplinary team assessments were valuable in preventing and managing a crisis. Carers particularly valued having an Admiral Nurse:

Thank God for the Admiral Nurses. They are the ones to tell you everything.

Carers and staff thought that the implementation of a care plan and having one main point of contact (known to both the person with dementia and the carer) were helpful interventions in a crisis:

Someone you can rely on that you trust you can get hold of. I know not everybody is available 24 hours a day.

Staff said 'with people with dementia it's important to have some kind of continuity' and stressed the value of 'familiarity and to know what that person needs'.

Staff and carers stressed the importance of providing family carers with education and training in dementia. Carers wanted general courses on first aid, moving and handling, and information on coping strategies to help prevent a crisis:

A first aid course . . . would teach me the basics what to do with a scald, what to do with a fire burn, because they are the household things I am going to be dealing with.

Carers also valued having access to and attending family carer support groups to prevent crises.

Staff, on the other hand, stressed the importance of a more tailored approach:

Every client is different. Information that you give to that person, like individual care for the client or carer, you need to gear it to the right level and their understanding.

Discussion

We explored the views of a diverse range of stakeholders involved in crises with people with dementia. People with dementia worried about the risks and increased vulnerability associated with their declining cognition but wanted support to allow them to remain at home safely. However, rather than expecting a lot of input from professionals, they valued informal support such as local support from family, friends and neighbours, notes and reminders, mobile phones, and aids and adaptations around the home to help manage risks related to gas, electric, cooking and fire. Family carers also had concerns about vulnerability and safety, and valued home adaptations and specialist assistive technology as being especially useful to

them and their relative with dementia during times of crisis. Staff also mentioned that specialist assistive technology should be more widely available for families in crisis.

Family carers had a broad understanding of the range of factors precipitating crises but their main concerns related to increased carer burden, poor carer mental health and lack of support from other family members or other services. Carers valued education and training as being useful to help prevent, and to help them cope during, times of crisis.

Strengths and weaknesses of study

All groups found it easier to discuss causes of crisis than to identify interventions to help. The three key stakeholder groups from a range of backgrounds, settings and disciplines allowed us to achieve theoretical validity and theoretical saturation as well as a comprehensive and rich data set. However, some professional groups were absent from our study, particularly those from outside mental health services such as GPs and social services. People with dementia required more frequent prompts from the group facilitator than the other stakeholder groups and, despite encouragement, some participants contributed little to the discussion. Hearing impairment led to some difficulties but the research team had anticipated this and ensured that there was additional staff support available when needed.

Clinical and policy implications

Crises faced by people with dementia and their families are complicated and distressing.¹⁹² Interventions need to be flexible and tailored to both the individual person's needs and their crisis situation.²¹¹ The findings from this study support the involvement of services users and carers in service planning.

Conclusion

People with dementia and family carers have much to offer in their understanding of the most important causes and the most useful interventions in times of crisis. Although health-care professionals often emphasised more costly and intensive interventions (such as extended-hours services and multidisciplinary interventions), people with dementia often preferred support from family and friends, notes and reminders, and home adaptations to reduce risks.

Identifying and managing crisis for people with dementia and their carers

Methods

Aim

Our aim was to conduct a consultation and consensus exercise with a stakeholder network, through undertaking an online survey with academics, practitioners, voluntary sector and service users, to identify the primary causes of crises, what interventions are most likely to be useful in a crisis (immediate) and what are most likely to prevent a crisis (preventative) in dementia, and to provide the basis for development of the home treatment manual.

Design

An online survey was used with a network of key stakeholders to identify the primary causes of crises and interventions that are useful for managing or preventing a crisis for people with dementia and their carers. The online survey was part of a modified Delphi process^{132,133} to develop a model of home treatment for the SHIELD research programme. The online questionnaire was designed using results of a literature review and analysis of focus groups that explored the causes of crisis in dementia.²¹² The results of the survey were subsequently included in a manual of home treatment interventions. The effectiveness of using the manual will be evaluated in a larger RCT.

Participants

A network of key stakeholders included academic experts in the field of dementia, health and social care practitioners, medical practitioners, emergency services, professional bodies, voluntary sector staff, home care agency staff, people with dementia and family carers.

Procedure

Online survey

An online survey was designed using SurveyMonkey (Palo Alto, CA, USA; www.surveymonkey.com). The respondents were asked to provide their opinions on the importance and frequency of the causes of crisis, and the effectiveness and usefulness of identified interventions, and to suggest other factors that they felt had not been covered.

Structure of the questionnaire

Causes of crisis The thematic analysis of the focus group transcripts led to the identification of five categories of the causes of crisis: (1) behavioural/psychological; (2) physical health; (3) vulnerability; (4) family carer; and (5) environment. Each category comprised a list of factors that could lead to a crisis for people with dementia and their carers (*Box 1*). Participants were asked to choose the 50% from the selection that they thought were most likely to result in a crisis. The questionnaire also allowed for comments relating to causes that might not have been included.

Interventions in a crisis The thematic analysis of the focus group transcripts led to four categories of interventions being identified: (1) professional health-care support; (2) social home care support; (3) family carer support; and (4) home living environment. Each category comprised a list of interventions and respondents were asked to indicate whether or not those interventions were likely to be useful in a crisis and/or preventing a crisis.

Dissemination of the questionnaire

The questionnaire was available in both online and paper versions for completion between November 2010 and January 2011. Dissemination was via professional organisations, NHS trusts, DeNDRoNs (health-care professionals), direct/personal e-mail correspondence with published academics, Dementia UK (carers), participants of the focus groups (carers and health-care professionals) and day centres/hospitals through one-to-one meetings with people with dementia following consultation with service managers.

Ethics considerations

Ethics approval for the research was obtained from the local ethics committee for the consultation and consensus activities as part of the SHIELD home treatment programme (Research Ethics Committee reference number 10/H0701/20). Prior to starting the questionnaire, respondents were asked to tick a box indicating their understanding that they were completing the questionnaire as part of a research project and consenting to their participation, and anonymised responses being used in the results. The research questionnaire was anonymous and participants had the option to leave their contact details on an anonymously linked page to be eligible for entry into a prize draw for a £150 shopping voucher. All questions were mandatory and the questionnaire could be accessed online at www.surveymonkey.com/s/9THNMRW.

The participants attending the consensus conference all signed consent forms giving permission for their participation and for their anonymised responses to be used in the results.

Statistical analysis

A chi-squared test was used to examine if there were differences in the response rates between the four groups. As the respondents included some groups with frequency counts of fewer than five, Fisher's exact test was used in addition to the chi-squared test. When relevant, the Fisher's exact *p*-value is quoted.

BOX 1 List of the five domains of crisis and their associated factors**Behavioural and psychological**

- Anxiety symptoms (e.g. constant worrying, irritability, agitation).
- Delusions (false beliefs).
- Depressive symptoms (e.g. suicidal thoughts, low mood).
- Disinhibition (e.g. overfamiliarity, inappropriate comments).
- Hallucinations (e.g. seeing and/or hearing things that are not there).
- Physical aggression (e.g. hitting out, throwing things).
- Poor ability to communicate effectively.
- Repetitive speech and actions.
- Severity of memory impairment (disorientation, forgetfulness).
- Sleep disturbance/excessive night-time activity.
- Sudden and unexplained changes in mood (e.g. crying).
- Suspicious/paranoid ideas (persecutory beliefs/accusatory thoughts).
- Verbal aggression (e.g. shouting, threatening and abusive comments).
- Wandering (e.g. wandering excessively around the home/outdoors, night-time walking).

Physical health

- Alcohol problems.
- Chronic diseases (e.g. heart conditions, chest problems, diabetes).
- Constipation.
- Delirium (confusional state – sudden onset).
- Falls.
- Immobility/difficulty walking.
- Incontinence.
- Infections (e.g. urinary tract infection, chest infection).
- Medication side effects.
- Pain.

Vulnerability

- Declining support services (e.g. care package).
- Inability to identify potential risks (e.g. leaving the front door open, bogus callers).
- Inability to manage finance/bills.
- Non-adherence to medication routine.
- Outdoor safety (road awareness, getting lost).
- Person with dementia/memory problems is being abused (e.g. physically, verbally, emotionally, sexually, financially).
- Reluctance/refusal to call for help or assistance.
- Severe neglect of personal hygiene/personal care.
- Social isolation.
- Very poor eating/drinking.

Family carer

- Death of the family carer.
- Family carer burden (e.g. stress, workload).
- Family carer is abusing the person with dementia/memory problems.
- Family carer is being abused.
- Family carer is experiencing financial difficulties.
- Family carer is not actively involved in the care planning process.

BOX 1 List of the five domains of crisis and their associated factors (*continued*)

- Family carer is unable to access support services (e.g. home care services, respite).
- Family carer mental health (depression, anxiety).
- Family carer refusing help or assistance.
- Family carer's physical health.
- Limited family carer awareness and understanding of dementia/memory problems.
- Sudden absence of family carer (e.g. hospitalisation).

Environment

- Changes in family and relationships.
- Changes in the home environment.
- Hazards related to daily living tasks in the home.
- Lack of activities in the home for the person with dementia/memory problems.
- Lack of co-ordination between health and social support services.
- Lack of supportive neighbours/friends.
- Living alone.
- Physical hazards around the home.
- Poor/inadequate community services.
- Reduced driving ability.
- Too much activity/stimulus in the home.
- Unable to access essential amenities.
- Unsuitably trained paid care staff.
- Unplanned absence of paid care staff.

Results**Responses**

A total of 719 respondents completed the questionnaire, comprising 20 academics (3%), 562 health sector (78%), 54 family carers (8%), 23 social care sector (3%), 16 emergency services (2%), 12 voluntary sector (2%), four people with dementia (1%) and 28 others (4%).

Of the respondents, 627 (87%) were female and 620 (86%) reported having been involved in a crisis involving people with dementia and their carers. A total of 711 (99%) questionnaires were completed online, whereas four (1%) were completed by hand and returned by post, and four (1%) were completed by hand by the researcher through interviewing people with dementia.

The personal demographic information was used to group the types of participants into the following four categories for analysis: 395 (55%) physical health practitioners, 227 (32%) mental health practitioners, 72 (10%) consumers (people with dementia, family carers and voluntary sector) and 25 (4%) academics.

Causes of crisis The top five causes of crisis, ranked by each of the four demographic groups, are listed in *Table 49*. When a ranking of 1–5 is given, a low ranking indicates that the factor was selected most frequently in that domain as being more likely to cause a crisis.

Behavioural/psychological factors There were significant differences in the top five rankings of crisis in the behavioural/psychological factors domain. Wandering ($p = 0.02$) was the most commonly selected factor across the four groups (84%). Although 'wandering' was ranked as their second choice, more mental health practitioners (87%) chose it as a risk factor than consumers (71%), who ranked 'wandering' and 'sleep disturbance' equally in first place. Consumers (i.e. people with dementia, carers and the voluntary

TABLE 49 Top five causes of crisis in dementia

Domain	Mental health (N = 227), n (%)	Physical health (N = 395), n (%)	Consumer (N = 72), n (%)	Academic (N = 25), n (%)	Total (N = 719), n (%)	p-value
Behavioural/psychological						
Wandering	198 (87) ²	331 (84) ¹	51 (71) ¹	21 (84) ³	601 (84) ¹	0.02
Physical aggression	206 (91) ¹	304 (77) ²	46 (64) ⁴	23 (92) ¹	579 (81) ²	0.0001
Sleep disturbance	182 (80) ³	281 (71) ³	51 (71) ¹	20 (80) ⁴	534 (74) ³	0.07
Verbal aggression	170 (75) ⁴	273 (69) ⁴	45 (63) ⁵	22 (88) ²	510 (71) ⁴	0.04
Suspicious/paranoid ideas	164 (72) ⁵	234 (59) ⁵	39 (54)	16 (64) ⁵	453 (63) ⁵	0.004
Anxiety symptoms	117 (52)	232 (59)	41 (57)	16 (64) ⁵	406 (57)	0.3
Severity of memory impairment	68 (30)	181 (46)	47 (65) ³	7 (28)	303 (42)	0.0001
Physical health						
Falls	205 (90) ²	345 (87) ¹	62 (86) ¹	23 (92) ¹	635 (88) ¹	0.6
Infection	208 (92) ¹	321 (81) ²	61 (85) ²	21 (84) ²	611 (85) ²	0.004
Delirium	195 (86) ³	281 (71) ³	49 (68) ³	18 (72) ³	543 (76) ³	0.0001
Immobility	102 (45) ⁴	202 (51) ⁴	30 (42) ⁵	11 (44) ⁵	345 (48) ⁴	0.3
Incontinence	88 (39)	190 (48) ⁵	44 (61) ⁴	16 (64) ⁴	335 (47) ⁵	0.006
Medication side effects	93 (41) ⁵	169 (43)	28 (39)	6 (24)	296 (41)	0.3
Alcohol problems	52 (23)	73 (18)	11 (15)	11 (44) ⁵	147 (20)	0.02
Vulnerability						
Inability to identify potential risks	173 (76) ¹	298 (75) ¹	55 (76) ¹	20 (80) ¹	546 (76) ¹	1.0
Very poor eating and drinking	170 (75) ³	267 (68) ²	43 (60) ³	18 (60) ³	495 (69) ²	0.04
Person with dementia is being abused	173 (76) ¹	245 (62) ³	44 (61) ²	14 (56) ⁴	476 (66) ³	0.001
Declining support services	140 (61) ⁴	220 (56) ⁴	41 (57) ⁴	13 (52) ⁵	414 (58) ⁴	0.5
Outdoor safety	129 (57) ⁵	188 (48)	35 (49) ⁵	13 (52) ⁵	365 (51) ⁵	0.2
Severe neglect of personal hygiene	120 (53)	194 (49) ⁵	29 (40)	17 (68) ²	360 (50)	0.1
Family carer						
Family carer burden	182 (80) ²	314 (80) ¹	62 (86) ¹	19 (76) ²	577 (80) ¹	0.6
Sudden absence of family carer	184 (81) ¹	296 (75) ³	53 (74) ²	20 (80) ¹	553 (77) ²	0.3
Family carer's physical health	165 (73) ³	301 (76) ²	49 (68) ³	18 (72) ⁴	533 (74) ³	0.4
Death of the family carer	160 (71) ⁴	268 (68) ⁴	43 (60)	17 (68) ⁵	488 (68) ⁴	0.4
Family carer mental health	146 (64) ⁵	235 (60) ⁵	46 (64) ⁴	19 (76) ²	446 (62) ⁵	0.3
Family carer unable to access services	110 (49)	207 (52)	46 (64) ⁴	12 (48)	375 (52)	0.1

TABLE 49 Top five causes of crisis in dementia (continued)

Domain	Mental health (N = 227), n (%)	Physical health (N = 395), n (%)	Consumer (N = 72), n (%)	Academic (N = 25), n (%)	Total (N = 719), n (%)	p-value
Environment						
Physical hazards around the home	162 (71) ³	315 (80) ¹	46 (64) ⁴	16 (64)	539 (75) ¹	0.005
Hazards related to daily living tasks	172 (76) ¹	264 (67) ³	44 (61) ⁵	18 (72) ²	498 (69) ²	0.04
Living alone	136 (60)	286 (72) ²	55 (76) ¹	15 (60)	492 (68) ³	0.004
Unable to access essential amenities	164 (72) ²	261 (66) ⁴	43 (60)	18 (72) ²	486 (68) ⁴	0.2
Changes in the home environment	161 (71) ⁴	254 (64) ⁵	48 (67) ²	19 (76) ¹	482 (67) ⁵	0.3
Inadequate community services	138 (61)	238 (60)	44 (61) ⁵	15 (60)	435 (61)	1.0
Unsuitably trained care staff	139 (61) ⁵	230 (58)	45 (63)	18 (72) ²	432 (60)	0.5
Lack of co-ordination between health/social services	108 (48)	248 (63)	48 (67) ²	18 (72) ²	422 (59)	0.0005

1–5 are the top five rankings for the cause of crisis in dementia; a low ranking indicates a high importance associated with this factor.

sector) (64%) ranked 'physical aggression' ($p < 0.0001$) in fourth place, compared with 91% of mental health practitioners and 92% of academics who ranked it first. Sixty-five per cent of consumers selected 'severity of memory impairment' ($p = 0.004$) as a top-five cause of crisis, compared with < 30% of academics and mental health practitioners. In addition, more mental health practitioners (72%) chose 'suspicious and paranoid behaviour' ($p = 0.004$) than consumers (54%), who did not rank it in their top five responses.

Physical health factors There were significant differences in the top five rankings of crisis in the physical health factors domain. More mental health practitioners (86%) selected 'delirium' ($p = 0.00009$) than did consumers (68%). In contrast, more consumers (61%) selected 'incontinence' ($p = 0.006$) than did mental health practitioners (39%). Academics considered 'alcohol problems' ($p = 0.02$) a more significant cause of crisis (44%), compared with the other three groups, particularly consumers (15%).

Vulnerability There were significant differences in the top five rankings of crisis in the vulnerability domain. More mental health practitioners selected 'very poor eating and drinking' ($p = 0.04$) than did consumers and academics (60%). In addition, 76% of mental health practitioners selected 'person with dementia is being abused' ($p = 0.001$), compared with < 56% of academics and 61% of consumers.

Family carer There appeared more consensus across the four groups' rankings of family carer factors that could cause a crisis, with no significant differences observed. Interestingly, 'death of family carer' did not feature in the top five rankings of consumers.

Environment There were significant differences in the top five rankings of crisis in the environment domain. More physical health practitioners selected 'physical hazards around the home' ($p = 0.005$) as a top cause of crisis than did consumers and academics. In addition, 76% of mental health practitioners considered 'hazards related to daily living tasks' ($p = 0.04$) more likely to cause a crisis, compared with 61% of consumers. Seventy-six per cent of consumers (76%) selected 'living alone' ($p = 0.004$) as a top five cause of crisis, compared with 60% of mental health practitioners and 68% of academics.

Crisis interventions The list of interventions for each of the four categories (professional health-care support, social home care support, family carer support and home living environment) that all respondents thought were most likely to be useful in a crisis and those most likely to prevent a crisis is shown in *Table 50*. Where a ranking of 1–5 is given, a low ranking indicates the intervention was selected most frequently in that category as being useful or preventative in a crisis.

Useful interventions

Professional health-care support There appeared to be more consensus across the four groups' top five rankings of professional health-care support factors that could be useful in a crisis, with no significant differences observed. Consumers ranked 'easy access to accident and emergency services in a hospital' top of their selection, compared with mental health practitioners, who ranked it third.

Social home care There were significant differences in the rankings of the top five immediate interventions in the social home care domain. More mental health practitioners (43%) selected 'specialist training for home care staff' ($p = 0.02$) than did physical health practitioners (31%). Moreover, this factor did not feature in the top five rankings of physical health practitioners.

Family carer There appeared to be more consensus across the four groups' rankings of family carer factors that could be useful in a crisis, with no significant differences observed.

Home living environment There were significant differences in the rankings of the top five immediate interventions in the home living environment domain. More mental health practitioners (76%) selected 'communication equipment' ($p = 0.008$) than did academics (44%). Similarly, fewer academics (12%) selected 'specialist assistive technology' ($p = 0.004$) than mental health practitioners (40%), physical health practitioners (29%) and consumers (28%). Moreover, 27% of mental health practitioners selected 'administering/monitoring medication' ($p = 0.008$), in comparison with lower numbers of physical health practitioners (17%), consumers (15%) and academics (12%).

Preventative interventions

Professional health-care support There were significant differences in the top five rankings of preventative interventions in the professional health-care support domain. 'Referrals made earlier to support services' ($p = 0.02$) was the top-ranked factor across the four groups, although more physical health practitioners (94%) selected this factor than consumers (86%). In addition, 86% of physical health practitioners selected 'specialist assessments by a member of the multidisciplinary team' ($p = 0.02$) as a preventative intervention, compared with 72% of academics.

Social home care There were significant differences in the top five rankings of preventative interventions in the social home care domain. Fewer academics (80%) selected 'specialist training for home care staff' than the other three groups (> 93%).

Family carer There were significant differences in the top five rankings of preventative interventions in the family carer domain. Fewer academics (80%) selected 'family carers education/training' ($p = 0.05$) compared with the other three groups (94%). Similarly, fewer academics (76%) chose 'planning care and support services with the family carer' ($p = 0.02$), compared with the other three groups (93%). Again, academics' (84%) views differed from those in the other three groups (> 93%). Academics' (84%) views also differed in their joint top ranking of 'advice about financial/legal matters' ($p = 0.001$) from those of mental health practitioners (76%), who ranked it fifth.

Home living environment There were significant differences in the rankings of the top five preventative interventions in the home living environment domain. More physical health practitioners (90%) selected 'prompts/cues/reminders placed around the home' ($p = 0.0001$) than did the other groups, particularly consumers (72%).

TABLE 50 Top five Interventions useful to manage a crisis or prevent a crisis in dementia

Intervention by category	Mental health (N = 227)		Physical health (N = 395)		Consumer (N = 72)		Academic (N = 25)		Total (N = 719)		All (N = 719)	
	Useful, n (%)	Prevent, n (%)	Useful, n (%)	Prevent, n (%)	Useful, n (%)	Prevent, n (%)	Useful, n (%)	Prevent, n (%)	Useful, n (%)	Prevent, n (%)	p-value	p-value
Professional health care												
Professionals available 24 hours a day	158 (70) ¹	94 (41)	301 (76) ¹	199 (50)	48 (67) ¹	39 (54)	15 (60) ¹	10 (40)	522 (73) ¹	342 (48)	0.07	0.1
Accident and emergency services	142 (63) ⁴	44 (19)	272 (69) ²	85 (22)	48 (67) ¹	15 (21)	14 (56) ²	4 (16)	476 (66) ²	148 (21)	0.3	0.9
Health-care professionals' longer hours	155 (68) ²	94 (42)	261 (66) ³	217 (55)	44 (61) ⁵	29 (40)	11 (44)	14 (56)	471 (66) ³	356 (50)	0.1	0.006
Safeguarding adults team	143 (63) ³	120 (53)	236 (60) ⁵	261 (66)	44 (61) ⁵	30 (42)	14 (56) ²	11 (44)	437 (61) ⁴	422 (59)	0.8	0.00004
Telephone helpline	123 (54) ⁵	108 (48)	246 (62) ⁴	179 (45)	45 (63) ⁴	34 (47)	13 (52) ⁵	12 (48)	427 (59) ⁵	333 (46)	0.2	1.0
One point of contact	123 (54) ⁵	137 (60)	217 (55)	252 (64)	47 (65) ³	44 (61)	14 (56) ²	17 (68)	401 (56)	450 (63)	0.4	0.8
Specialist training for health-care staff	89 (39)	200 (88) ²	128 (32)	351 (89) ⁴	26 (36)	62 (86) ¹	5 (20)	20 (80) ³	248 (35)	633 (88) ³	0.1	0.5
Specialist multidisciplinary assessments	88 (39)	194 (86) ⁵	107 (27)	353 (89) ²	21 (29)	58 (81)	7 (28)	18 (72)	223 (31)	623 (87) ⁴	0.03	0.02
Co-ordinated care plan	94 (41)	203 (89) ¹	98 (25)	353 (89) ²	18 (25)	62 (86) ¹	4 (16)	22 (88) ¹	214 (30)	640 (89) ²	0.00007	0.8
Day hospital	72 (32)	154 (68)	110 (28)	289 (73)	27 (38)	42 (58)	3 (12)	19 (76) ⁵	212 (30)	504 (70)	0.07	0.06
Medication review	71 (31)	162 (71)	79 (20)	323 (82)	18 (25)	49 (68)	3 (12)	20 (80) ³	171 (24)	554 (77)	0.008	0.005
Physical health checks	45 (20)	184 (81)	61 (15)	329 (83)	15 (21)	56 (78) ⁵	6 (24)	18 (72)	127 (18)	587 (82)	0.3	0.4
Person with dementia involved in care planning	42 (19)	188 (83)	62 (15)	340 (86) ⁵	20 (28)	48 (67)	3 (12)	19 (76) ⁵	127 (18)	595 (83)	0.1	0.001
Provision of purposeful activities	38 (17)	197 (87) ⁴	50 (13)	337 (85)	13 (18)	59 (82) ⁴	3 (12)	17 (68)	104 (15)	610 (85) ⁵	0.4	0.1
Earlier referrals to support services	18 (8)	198 (87) ³	37 (9)	369 (93) ¹	9 (13)	62 (86) ¹	0 (0)	22 (88) ¹	64 (9)	651 (91) ¹	0.3	0.02

continued

TABLE 50 Top five Interventions useful to manage a crisis or prevent a crisis in dementia (continued)

Intervention by category	Mental health (N = 227)		Physical health (N = 395)		Consumer (N = 72)		Academic (N = 25)		Total (N = 719)		All (N = 719)	
	Useful, n (%)	Prevent, n (%)	Useful, n (%)	Prevent, n (%)	Useful, n (%)	Prevent, n (%)	Useful, n (%)	Prevent, n (%)	Useful, n (%)	Prevent, n (%)	p-value	p-value
Social home care												
Emergency provision of care	187 (82) ¹	115 (51)	340 (86) ¹	185 (47)	62 (86) ¹	36 (50)	21 (84) ¹	8 (32)	610 (85) ¹	344 (48)	0.6	0.3
Emergency services	186 (82) ²	43 (19)	335 (85) ²	69 (18)	61 (85) ²	12 (17)	21 (84) ¹	3 (12)	603 (84) ²	127 (18)	0.8	0.9
Centralised database of people and their needs	153 (67) ³	120 (53) ⁵	271 (69) ³	242 (61) ⁵	49 (68) ³	46 (64) ⁵	15 (60) ³	14 (56) ⁵	488 (68) ³	422 (59) ⁵	0.8	0.2
Flexible provision of services	151 (67) ⁴	185 (82) ⁴	262 (66) ⁴	291 (74) ⁴	44 (61) ⁴	56 (78) ⁴	14 (56)	17 (68) ⁴	471 (66) ⁴	549 (76) ⁴	0.6	0.1
Specialist training for home care staff	98 (43) ⁵	215 (95) ²	124 (31)	376 (95) ¹	30 (42) ⁵	67 (93) ¹	8 (32) ⁵	20 (80) ³	260 (36) ⁵	678 (94) ¹	0.02	0.04
Home care services	80 (35)	217 (96) ¹	143 (36) ⁵	362 (92) ³	25 (35)	65 (90) ²	8 (32) ⁵	22 (88) ¹	256 (36)	666 (93) ²	1.0	0.1
Day care services	49 (22)	203 (89) ³	74 (19)	366 (92) ²	12 (17)	62 (86) ³	0 (0)	22 (88) ¹	135 (19)	653 (91) ³	0.03	0.2
Family carer												
Respite in a residential care home	188 (83) ²	101 (45)	333 (84) ²	174 (44)	57 (79) ²	27 (38)	20 (80) ¹	9 (36)	598 (83) ²	311 (43)	0.6	0.6
Respite in a day centre/day hospital	182 (80) ³	109 (48)	322 (82) ³	175 (44)	57 (79) ²	29 (40)	19 (76) ³	8 (32)	580 (81) ³	321 (45)	0.8	0.4
Counselling	56 (25) ⁴	190 (84) ⁴	116 (29) ⁴	348 (88) ⁴	22 (31) ⁴	60 (83) ⁴	4 (16) ⁵	19 (76) ⁵	198 (28) ⁴	617 (86) ⁴	0.3	0.2
Family carer's education	53 (23) ⁵	216 (95) ¹	108 (27) ⁵	374 (95) ¹	22 (31) ⁴	68 (94) ¹	5 (20) ⁴	20 (80) ³	188 (26) ⁵	678 (94) ¹	0.5	0.05
Carer support groups	41 (18)	197 (87) ³	76 (19)	355 (90) ³	16 (22)	61 (85) ³	1 (4)	21 (84) ¹	134 (19)	634 (88) ³	0.2	0.4
Planning care with family carer	46 (20)	213 (94) ²	58 (15)	373 (94) ²	11 (15)	67 (93) ²	3 (12)	19 (76) ⁵	118 (16)	672 (94) ²	0.3	0.02
Advice about financial matters	23 (10)	171 (75) ⁵	56 (14)	346 (88) ⁵	8 (11)	57 (79) ⁵	1 (4)	21 (84) ¹	88 (12)	595 (83) ⁵	0.3	0.001

Intervention by category	Mental health (N = 227)		Physical health (N = 395)		Consumer (N = 72)		Academic (N = 25)		Total (N = 719)		All (N = 719)	
	Useful, n (%)	Prevent, n (%)	Useful, n (%)	Prevent, n (%)	Useful, n (%)	Prevent, n (%)	Useful, n (%)	Prevent, n (%)	Useful, n (%)	Prevent, n (%)	Useful, n (%)	Prevent, n (%)
Home living environment												
Communication equipment	173 (76) ¹	122 (54)	296 (75) ¹	215 (54)	50 (69) ¹	36 (50)	11 (44) ³	13 (52)	530 (74) ¹	386 (54)	0.008	0.9
Presence of family carer	161 (71) ²	200 (88) ³	244 (62) ²	354 (90) ⁵	44 (61) ³	68 (94) ¹	16 (64) ¹	23 (92) ¹	465 (65) ²	645 (90) ³	0.1	0.5
Supportive neighbours/friends	142 (63) ³	196 (86) ⁴	224 (57) ³	331 (84)	45 (63) ²	56 (78) ⁵	13 (52) ²	19 (76)	424 (59) ³	602 (84)	0.4	0.2
Specialist assistive technology	90 (40) ⁴	188 (83)	114 (29) ⁴	339 (86)	20 (28) ⁴	56 (78) ⁵	3 (12) ⁴	18 (72)	227 (32) ⁴	601 (84)	0.004	0.1
Administering/monitoring medication	62 (27) ⁵	204 (90) ¹	66 (17) ⁵	366 (93) ²	11 (15) ⁵	62 (86) ³	3 (12) ⁴	21 (84) ³	142 (20) ⁵	653 (91) ²	0.008	0.1
Routine of daily living tasks	34 (15)	204 (90) ¹	45 (11)	368 (93) ¹	4 (6)	67 (93) ²	1 (4)	23 (92) ¹	84 (12)	662 (92) ¹	0.1	0.5
Home equipment/adaptations	24 (11)	196 (86) ⁴	47 (12)	357 (90) ³	8 (11)	62 (86) ³	2 (8)	21 (84) ³	81 (11)	636 (89) ⁴	0.9	0.3
Prompts/cues around the home	24 (11)	186 (82)	47 (12)	357 (90) ³	6 (8)	52 (72)	3 (12)	20 (80) ⁵	80 (11)	615 (86) ⁵	0.1	0.0001
Engaging in purposeful activities	27 (12)	186 (82)	35 (9)	336 (85)	7 (10)	55 (76)	0 (0)	20 (80) ⁵	69 (10)	597 (83)	0.9	0.3

1–5 are the top five rankings for the cause of crisis in dementia; a low ranking indicates a high importance associated with this factor.

Discussion

This is the first quantitative study that has compared the views of people involved in the management of crisis and dementia. The results suggest differences of opinion between professionals, consumers and academics as to what can cause a crisis and what interventions can be useful and/or prevent a crisis for people with dementia and their carers. Consumers' rankings of the causes of crisis differed more frequently than those of the other three groups. Academics' views also differed, particularly regarding interventions that could be useful in a crisis. These variances are important to recognise, particularly in the development of policy and strategies aimed at avoiding crises and managing them effectively.

Consumers' views differed in three of the five domains of crisis, which suggests that they may interpret and manage crisis situations differently from health-care professionals. This divergence of opinion reflects previous studies' findings that people with dementia and family carers do not always hold similar views on the provision of health-care services.^{213,214}

There is increased policy emphasis on involving people with dementia and family carers in planning the care that they receive, as nearly half report little or no involvement in the decisions and choices made about the support services they receive.²¹⁵ The results of this study suggest the need to listen more closely to the views of people with dementia and their families about their needs and choices when planning care interventions, particularly at times of crisis, as these may not reflect the priorities as assessed by health-care professionals. The findings also highlight the importance of government policy and practice standards about providing client-centred care that meets the needs and preferences of people with dementia.²¹⁶

Government policies and guidelines highlight the need for health-care practitioners to work more collaboratively in understanding and supporting people with dementia.²¹⁷ Interestingly, the results from this study suggest that there were no significant differences between mental and physical health practitioners' views on the causes of crisis.

Conversely, the results also show that consumers may not always interpret or place significance on factors associated with crisis, given their lower ranking of abuse, neglect and alcohol consumption, which in turn has implications on safety and mortality. This could suggest the need for health-care professionals to explore these issues with consumers and develop an educative role while recognising the sensitivities that individuals may feel about disclosing this type of information.

The findings support the relevance and importance of family carer-related factors as a contributor to crisis. In contrast, Toot *et al.*²¹² found that people with dementia did not consider issues such as family carer burden or carer absence as significant, which suggests that people with dementia and family carers have different views about family carer-related crisis.

The provision of timely and immediate interventions is critical in resolving crisis in dementia, which is often complicated by comorbidity and safety issues. In comparison, the provision of preventative interventions is important, as the degenerative and complex nature of dementia and its impact on families mean that the support and care provided should offer stability and be sustainable in the longer term. The results of this study demonstrate that interventions selected as being useful in a crisis were, in most cases, less frequently selected as being useful to prevent a crisis, as illustrated by the significant differences between how the interventions were ranked.

Overall, there was more consensus in how the groups ranked the top five interventions that could be useful in a crisis. The results reflect the literature that identifies that people with dementia and their carers viewed being able to access accident and emergency services in a crisis situation as important.²¹² Unfortunately, people with dementia are more likely to experience negative outcomes following a hospital admission, such as longer stays, increased confusion, infection and disorientation.²¹⁷ Given that the number of avoidable hospital admissions is rising,²¹⁸ health-care practitioners could have an educative role in enabling consumers to be aware of the range of primary and secondary care services available that were traditionally associated with accident and emergency services in acute hospitals.

The timing of when specialist assessments and opinions are sought from other professionals could indicate differences in practice, with mental health practitioners considering this to be useful in a crisis and physical health practitioners ranking it as being preventative. The implications for training all staff in the range of potential services and assessments that could promote well-being and support for people with dementia and their carers need to be considered.

The use of assistive technology in the management of dementia is widely reported in the literature; however, different opinions regarding its efficacy as a useful and/or preventative intervention were observed in the results. The disparity between mental health practitioners' and academics' views could suggest a difference between the clinical and practical applications of assistive technology and the published evidence supporting its use as an immediate or preventative intervention.

The findings also challenge the use of prompts and cues as an effective preventative intervention for people with dementia, with consumers ranking this lower than the other three groups. This is of particular interest when comparing advice published by charities and carer support groups of the importance of this type of intervention. Equally, understanding the different views between people with dementia and family carers about the use of prompts and cues could be important, especially if this is valued by people with dementia and not by family carers.

The study has also shown the usefulness of using online surveys to obtain opinions from a wide range of respondents and to reach a broad sample of participants. The use of online surveys is an affordable and effective way of consulting with relevant stakeholders and has been shown to have no consistent differences to postal surveys in response effects.²¹⁹ Although the use of online surveys is advantageous in offering accessibility and anonymity,²²⁰ there is a risk of attracting inappropriate or hoax respondents owing to its ease of access. This risk was counteracted by sending the invitation and access to the survey through known carer, organisational and professional networks.

Implications for practice

The results provide a useful insight into the perspectives of consumers and could further develop assessment processes, for example robust risk assessments that also capture individuals' unmet needs. Risk and unmet needs assessments should explore carers' perceptions about what they feel they could or could not cope with, which in turn could influence carer education and support strategies as part of a preventative care plan. Health-care professionals may also benefit from understanding a wider range of consumer-related issues that could affect the cause and management of crisis, including understanding perceptions about incontinence, and potentially low awareness of types of abuse, which could form part of a risk management strategy. Supporting both carers and staff to understand how government policy is reconfiguring services to provide support in the home and that accident and emergency is not the only option in a crisis may also have quality-of-life benefits for the person with dementia. Equally, policy-makers may wish to consider consumers' views about accessing services in a crisis and that further education and promotion of alternative routes to seeking support should be considered.

The findings could serve as a point of reference for practitioners and managers, supporting supervision and decision-making tools around care planning and risk management. The findings also have potential implications for the provision of interventions, particularly in situations in which consumers' views differ; therefore, practitioners may need to understand the different viewpoints and be equipped to negotiate between parties.

The research shows differences and similarities between how groups of professional groups perceive and interpret crisis situations. Developing a workforce education plan that increases the awareness of dementia and the key issues related to crisis, interventions and the roles of the multidisciplinary teams in health, social care and the voluntary sectors could increase competence and increase collaboration in practice.

Plans have already been developed to progress the findings from this research into a manual of interventions to support the common causes of crisis in dementia. It is anticipated that this resource will be developed and used in practice to support practitioners, carers and people with dementia living at home.

Implications for research

The study demonstrates that differences of opinion exist between the stakeholders involved in the management of crisis situations. The findings show that the needs of consumers differ at times from the views of health-care professionals and academics.

Further research could be undertaken with a larger sample of people with dementia and carers, to gain a greater understanding of their perspectives on crisis. This could also be supported by a qualitative study to explore thoughts and feelings about crisis to enrich the research findings. Consideration could also be given to exploring the different views held by people with dementia and carers in more detail, as this study highlighted differences between the two groups in the literature which are not analysed in this research.

As academics are significant contributors to the evidence base on dementia, further research could be undertaken with a larger sample of this group to gain a greater understanding of their perspectives on crisis. A qualitative study could be used to explore their views on the use of alcohol as a cause of crisis, in addition to preventative interventions such as family carer support and assistive technology.

Further research is required about the delivery of home interventions in a time of crisis and potential challenges to their successful implementation. The use of care management as a method of preventing and managing crisis situations could be explored further to assist in the development of best practice treatment models.

Limitations

The use of online surveys may introduce bias owing to the non-representative nature of the internet population.²²⁰ However, the large response received would indicate that an increasing number of people now have access to the internet, including family carers. The option of completing paper versions of the survey was taken by a small sample of people with dementia, with assistance from a researcher. There was a significantly higher number of respondents in the physical health group than in the mental health group and this positively reflects the increasing contribution of the physical health sector in caring for people with dementia, which has been previously acknowledged.²¹⁶ Future work could usefully explore further the perspectives of the relatively under-represented groups in the present study, for example people with dementia.

Conclusion

The study aimed to compare stakeholders' views of what causes a crisis for people with dementia and their carers in addition to identifying the interventions that are preventative and useful in a managing a crisis.

Views differed between the groups and could vary depending on the factors being presented. Consumers' rankings of causes of crisis differed more frequently than those of other three groups. Academics' views also differed, particularly regarding interventions to support a crisis. These variances are important and highlight the need for further research to understand the perspectives of others when planning and managing support for people with dementia and their family carers.

This study identified the top five responses and could be extended to explore all the factors that were presented. A larger sample of people with dementia and academics may provide more comparable data to contribute to understanding crisis in dementia. Investigating the different views of people with dementia and their carers would also be important.

This was a large-scale study that generated 99% of its responses online, demonstrating the potential of using technology to generate opinions from a wide range of participants.

Development of the home treatment protocol

Manual development

A manual of home treatment interventions was drafted, incorporating the results of the systematic reviews, scoping visits to HTTs, focus groups with HTT and older persons' mental health services staff, family caregivers and people with dementia, and the results of the online questionnaires sent out to the stakeholder network. The home treatment manual included a home treatment advisory protocol for assessing people with dementia and their family carers at times of crises, and incorporates the Threshold Assessment Grid risk assessment, the Camberwell Assessment of Need for the Elderly (CANE) and a care planning tool with case examples. From the findings of the online questionnaire we were able to develop a table of interventions that were incorporated into the home treatment manual (draft 1) and included the four categories of professional health care, home living environment, social home care and family care support. In the table, the interventions were presented in two distinct formats: a list of those interventions preventing a crisis and a list of those considered most useful in a crisis.

Consensus conference

A consensus conference was organised for consultation on the home treatment manual (draft 1) and the home treatment advisory protocol. Invitations were sent to 99 people from our database of key stakeholders, which included service users (people with dementia and family carers), practitioners, voluntary organisations, independent sector and professional bodies. The consensus conference consisted of a series of short presentations on the development of the manual and a review of the existing evidence about crisis interventions; a presentation on HTTs in Kent was also given. Participants were then divided up into small working groups. Each working group was assigned one of the categories – behavioural/psychological, physical health, vulnerability, family carer and environment – and asked to select the top five interventions for all the factors in each of these categories. Participants selected the top five interventions that were most likely to be useful in a crisis (immediate) and those most likely to prevent a crisis (preventative) from the table of interventions generated through the online stakeholder survey.

Following the selection of the top five interventions, participants then applied the home treatment advisory protocol to case vignettes and identified relevant interventions as part of the care planning process. Participants had the choice of selecting interventions from the top five and the fuller table of interventions identified as being most likely to be useful in a crisis (immediate) and those most likely to prevent a crisis (preventative), or to identify additional interventions if these were thought to be more appropriate. The feedback from the consensus conference was used to develop a glossary of interventions and was incorporated into a further version of the home treatment manual (draft 2).

There were 23 participants who attended the consensus conference on 6 April 2011. Of these, there were three (13.0%) service users (family carers), one (4.3%) voluntary organisation representative, 15 (65.2%) practitioners, one (4.3%) representative from the independent sector and three (13.0%) representatives from professional bodies, who were divided into five small working groups. In addition, e-mail consultation was undertaken with 13 academics and clinicians on the stakeholder database. Each working group was assigned one of the categories – behavioural/psychological, physical health, vulnerability, family carer, environment – and selected five interventions that were most likely to be useful in a crisis (immediate) and most likely to prevent a crisis (preventative) for each of the factors listed. These responses have been amalgamated into a glossary of interventions, which was incorporated into the second draft of the home treatment manual. Following the selection of the top five interventions, participants then applied the home treatment advisory protocol to case vignettes and identified relevant interventions as part of the care planning process. Of the 10 case vignettes that were completed, all of the care plans were completed using both immediate or preventative interventions selected from either the top five interventions identified for that factor or the fuller list of interventions. The feedback from the participants was unanimous in that the top five interventions selected were relevant and appropriate for meeting the needs identified in the case vignettes.

Case review workshops

To test the initial suitability and application of using the home treatment manual (version 2) and advisory protocol, five case review workshops were held in Manchester, Hertfordshire and East London. There were 45 health-care practitioners who participated in these sessions aimed at reviewing the content of draft version 2 of the home treatment manual and applying the advisory protocol to clinical situations that they had managed. The workshops generated both individual and group feedback on the use of the home treatment manual in addition to 40 completed cases using the home treatment advisory protocols. Feedback and suggestions from the case review workshops were used to draft the home treatment manual (version 3). Participants were generally positive about using the manual but had reservations about some aspects. This included being unclear about the relationship between the need (CANE) and risk (Threshold Assessment Grid) assessments, and how to interpret the scores and prioritise the unmet needs. It was agreed that needs should be prioritised as immediate/high/moderate/low. Participants also had difficulty matching the unmet need to the cause of crisis, so the bracketed examples were reintroduced, for example chronic diseases (e.g. heart conditions, chest problems, diabetes) and inability to identify potential risks (e.g. leaving the front door open, being unable to identify bogus callers). There was some sensitivity around wording, such as the use of the term 'wandering' and the phrase 'family carer is abusing the person with dementia/memory problems', and the term 'abusing' was replaced with neglecting. The care plan within the advisory protocol was thought not to be detailed enough and this was renamed as a care planning tool. Navigating through the manual was difficult for those unfamiliar with it and the introduction of tabs or colour coding was suggested, which we adopted for the glossary in the manual.

Ratification and consensus on the home treatment manual

Consultation to validate and ratify the home treatment manual (version 3) was undertaken with 50 people from our database of practitioners, family carers and experts in home treatment. All were sent a copy of the manual. The participants were asked to focus attention on sections 1 and 2 of the home treatment manual and to provide feedback on the relevance of the contents and its applicability to practice in managing or preventing crisis situations in dementia. They could comment on the whole manual if they preferred and were asked to test the practicality and applicability of using it by applying the home treatment advisory protocol to one of the case vignettes in the manual.

The questions asked were:

1. Are you happy with the manual in its current form?
2. Was the manual easy to read and follow?
3. Was there anything you didn't like about the manual?
4. Do you think anything is missing from the manual?
5. Is there anything you would change in the manual?
6. Any other comments?

Feedback received on the home treatment manual

In total there were 15 respondents, who consisted of one family carer, an occupational therapy practice officer and 13 practitioners: nurses occupational therapists, a clinical psychologist, a service manager and a consultant psychiatrist. About half of those consulted read the complete manual and three read the manual and applied the vignettes. Although there were general concerns about the length of the home treatment manual, there was consensus on the manual being informative, easy to read and use, relevant to practice, comprehensive and suitable for use.

The following is a selection of comments obtained through validation of the home treatment manual:

The manual contains some valid points and offers excellent advice around crisis situations and managing crisis situations.

Respondent 4

I have worked in a crisis team for over 2 years and to see the 'process' formalised and based on evidence is excellent.

Respondent 5

This manual will probably help in auditing the effectiveness of crisis teams, something which we found quite difficult.

Respondent 6

... I think the manual is useful as it provides a very structured approach without being overly prescriptive medicalised or complicated. I think it is a very practical manual but still very person centred ...

Respondent 11

I think this is an excellent piece of work and look forward to the next phase.

Respondent 10

What a fantastic piece of work this is, I can really see some benefit in how we could roll some of this out within physical health care services, especially in our Community Inpatient Services, where we see quite a bit of dementia ...

Respondent 12

I like the document. It is a time-consuming read as it is detailed and at times complex ... However, it is relevant and supports good practice ...

Respondent 13

Following the consultation, changes were made to the home treatment manual, which included reducing its length, changing the wording when requested (e.g. psychiatric/mental health, vignettes/'case examples' or scenario, wandering/purposeful walking) and adding in a quick access guide and a list of abbreviations and acronyms. The manual was modified and version 4 of the home treatment manual was drafted.

Discussion

This study demonstrates the usefulness of involving a broad range of stakeholders in the shaping of care approaches for dementia. From our consultation we have been able to determine what practitioners in mental and physical health and services users consider to be the key causes of crisis in dementia, and what interventions they judge as most helpful in managing or preventing the crisis situation. Our consultation exercises during the consensus conference allowed us to build on the results of the online survey and link the most relevant interventions to specific factors that cause crisis in dementia. Immediate interventions are critical in resolving crises in dementia, which are often complicated and multifactorial situations owing to comorbidity and safety issues, whereas preventative interventions are important as the degenerative and complex nature of dementia and its impact on families mean that the support and care provided should offer stability and be sustainable in the longer term. Overall there is a general agreement about what factors are most likely to result in crisis and what is helpful in managing the situation. The involvement of service users (both people with dementia and family carers) has been key in this process, as the relevance and appropriateness of the interventions offered increase the likelihood of acceptance of and compliance with care planning.

The case review workshops and consensus work enabled the manual to be further improved to prepare it to a level at which it was ready for field testing in clinical practice. Although there were concerns about the manual's length, and the additional work involved, it was regarded as easy to use and practical in clinical situations.

Limitations

There was a lower number than expected of people who attended the consensus conference and this is reflective of the demands on people's time and commitments in the workplace. The NHS is currently

undergoing significant change and the organisations and staff invited identified difficulties in finding the time to attend, as shown by the numbers of requests to consult electronically. Nevertheless, those participants who did attend offered a useful contribution and allowed us to complete the consultation exercises.

Implications for practice

Our study has led to the development of a glossary of interventions to help practitioners with care planning and targeting interventions to meet the common causes of crisis in dementia. Developing a systematic and structured approach to managing and preventing crisis in dementia has allowed us to establish a model of good practice for home treatment interventions. The glossary of interventions has been incorporated into our manual of home treatment interventions, which received a positive initial response by the practitioners and service users involved in the consensus process and was judged relevant and appropriate to clinical practice. Using the glossary may help practitioners by providing a systematic approach to identifying appropriate interventions that can help to resolve the relevant issues contributing to a crisis situation. The prompt and effective resolution of the problems contributing to crisis may, in turn, lead to the avoidance of unnecessary or inappropriate hospital admissions and delays in care home placement. Potential benefits are, therefore, indicated for people with dementia and family carers with the wider implementation of the home treatment manual in practice.

Implications for research

Before the home treatment manual can be introduced into clinical practice, further feasibility testing of the manual is needed. There is also a need to evaluate the effectiveness of implementing the home treatment manual and the application of the glossary of interventions in practice, which should be undertaken in a rigorous and robustly designed clinical trial. The study does show the positive advantage of using online surveys to reach and consult with a wide range of stakeholders, and offers potential opportunities for future research.

Conclusion

The inclusion of service users is vital in developing interventions in dementia that will be considered relevant and preference based. Furthermore, the development of a glossary of interventions linked to the main causes of crisis in dementia has the potential for improving patient outcomes. Further research is, however, needed to show the effectiveness of applying the glossary of interventions in practice. Our use of an online survey was effective in allowing us to consult with a broad range of stakeholders and is a medium that should be explored further for use in research. The results of this study were used to further develop the home treatment manual and produce the version for field testing.

Work package 3: feasibility study of using the home treatment manual and advisory protocol in practice

Aim

The feasibility study was used to assess the practicality and applicability of using the home treatment manual (version 4) and advisory protocol in practice to assess its potential for use in a large-scale clinical trial.

Objectives

We tested aspects of feasibility, tolerability and efficacy of using the home treatment manual and advisory protocol for people with dementia who are experiencing a crisis situation.

Our objectives were:

1. to assess if the home treatment manual and advisory protocol can be delivered as intended
2. to test the procedures for recruitment to and the retention and delivery of the intervention.

Sample

We recruited 17 mental health keyworkers who support people with dementia either approaching or in crisis situations who would use the home treatment manual with their clinical caseload. The practitioners were recruited from HTTs and CMHTs in Lancashire Care Trust and NELFT. The home treatment advisory protocol was applied to 21 clinical cases of people with dementia–caregiver dyads. The clinical cases were either new referrals to the older person’s mental health service, or existing cases, who had been identified as approaching or experiencing a crisis situation.

Intervention

The home treatment manual is intended for use for people with dementia and their family carer who require home treatment interventions to avert or reduce the need for admission to hospital. It contains guidance on assessment and the delivery of interventions to manage or reduce the risk of crisis in dementia. A training day was provided on the use of the home treatment manual and advisory protocol, and supervision structures were agreed before the feasibility study commenced. The clinical research staff provided supervision to the teams through telephone and e-mail contact. The home treatment advisory protocol was applied in accordance with the home treatment manual with 21 clinical cases of people with dementia–caregiver dyads. The home treatment manual and advisory protocol were implemented on initial assessment following referral to the service, or when the risk of hospital admission was identified for those people with dementia who were known to the service.

Consent

Permission was obtained from the service managers for the clinical area and from the mental health keyworkers for their participation in the study.

Data collected

We collected data from the home treatment advisory protocol, which were applied at two time points: at initial assessment and on evaluation. The data included the following clinical outcomes for the person with dementia: the number of unmet needs, the level of risk determined and the number of admissions to hospital or to care homes. All of this information was collected from the completed advisory protocols. All information was anonymised and used to evaluate practitioners’ ability to use the manual and advisory protocol with clinical cases. These data included the following clinical outcomes for the person with dementia: the number of unmet needs, the level of risk determined and any admissions to hospital or to care homes. All of the information was available from the advisory protocol.

Feedback was collected from the mental health keyworkers about their use of the manual through completion of the Adherence to Protocol Questionnaire and an individually completed questionnaire. This included minimal demographic information about the mental health keyworker, such as their profession, their place of work and the number of clinical cases in which they applied the advisory protocol. A group discussion was also to be held with mental health keyworkers to explore their attitudes and opinions about using the home treatment manual and advisory protocol.

Results

Of the 17 mental health keyworkers trained to implement the home treatment manual and advisory protocol, only 10 practitioners from Lancashire Care used the home treatment manual and advisory protocol; they were based in CMHTs ($n = 3$) and HTTs ($n = 7$). The reasons for the remaining seven practitioners not using the home treatment manual and advisory protocol were change of role/promotion ($n = 2$), did not care co-ordinate/administrate ($n = 1$), declined ($n = 1$), medium-/long-term sickness ($n = 2$) and unknown ($n = 1$).

Of the 21 home treatment advisory protocols collected, there were completed forms for the Threshold Assessment Grid, with 21 out of 21 completed with 100% accuracy; the CANE, with 21 out of 21 completed with 100% accuracy; the care planning tool, with 21 out of 21 completed with 100% accuracy; and the discharge care planning tool, which had 16 out of 21 completed.

Only 2 out of 10 practitioners completed the Adherence to Protocol Questionnaire and 8 out of 10 practitioners provided feedback using the questionnaire, two of whom completed the questionnaire jointly. The comments are given in *Table 51*. The reasons for the remaining two practitioners not providing feedback were sick leave ($n = 1$) and annual leave ($n = 1$). The group feedback discussion was unable to be held as, despite three attempts to schedule these groups, a quorum of at least three participants could not be achieved.

Conclusion

In general, people found the manual and advisory protocol useful; however, most did state that they found it a time-consuming process because it was novel and they were doing it in addition to their current care planning procedures. Some participants were not able to complete the discharge care planning tool and stated that this was because the service users were in their care for > 8 weeks, which was the time frame for the feasibility study.

Recommendations to the manual were made and it was thought by some that the detailed description of the development process at the front of the manual was not required. A number of participants stated that they would like a smaller, more 'simplified' manual, with improved reference systems and a 'step-by-step' flow chart to guide them through the process.

The manual and advisory protocol were acknowledged as useful, especially for staff inexperienced in working with people with dementia in crisis. However, it was felt that if this process was to be implemented, an electronic or online format would be easier to use.

For more information on the SHIELD home treatment advisory protocol and guidance, please contact the R&D office at NELFT or e-mail SHIELD@nelft.nhs.uk.

TABLE 51 Responses from the feedback questionnaire (seven forms)

Question	Rating	Comments
The home treatment manual and advisory protocol are suitable for purpose in their current form	Strongly agree ($n = 1$)	CANE useful ($n = 2$)
	Agree ($n = 4$)	Time-consuming ($n = 5$)
	Disagree ($n = 2$)	Coding-related difficulties ($n = 3$)
The home treatment manual is easy to read, follow and apply	Agree ($n = 6$)	<i>It is thorough and well thought out. It is good to have a tool to use that is comprehensive and standardised – it reinforces our current practice</i>
	Don't know ($n = 1$)	
Do you think anything is missing from the manual?	No ($n = 5$)	<i>The CANE doesn't cover sleep problems, also needs a section for 'other'</i>
	Yes ($n = 1$)	<i>I found that the terminology relating to the codes was broad enough to encompass all the identified actions on the care plan</i>
	Missing ($n = 1$)	
Is there anything you would change in the manual?	No ($n = 1$)	Manual is too long ($n = 3$)
	Yes ($n = 5$)	Easier reference systems ($n = 2$)
	Missing ($n = 1$)	Need an 'idiot's' step-by-step guide to completing the documents ($n = 2$) Other comments <i>I can see the value of the manual and protocol for new or inexperienced staff in order to standardise practice. However, in order for it to be workable, it needs to be used regularly by these practitioners so that it becomes second nature to use</i> <i>For those professionals who are inexperienced with working with people with dementia, then the manual provides a guide of helpful interventions to consider</i>

Chapter 5 Conclusions and recommendations for future research

Conclusions

There is an urgent need for useful and effective interventions to help to reduce the impact of dementia on patients, carers and society. The aim of our research programme was to prevent excess disability, promote social inclusion, improve health outcomes and enhance quality of life for people with dementia and their carers. The aim was achieved by our rigorous 5-year programme of psychosocial research, which comprised three projects: (1) MCST groups for people with dementia to improve their cognition and quality of life; (2) an expert carer programme that trained ex-carers to help new carers of people with dementia and that were undertaken alongside reminiscence groups for people with dementia and their carers to help maintain quality of life and improve their relationships; and (3) developing intensive home support to help manage crises at home and prevent admission to hospital for people with dementia. We used mixed-methods approaches, all of which were carefully evaluated for their potential benefits to people with dementia and their carers.

The objectives for the project were achieved in that each of the three projects completed a number of components of the pathway, through the development of theory, modelling, feasibility and evaluation to dissemination and implementation, as illustrated in the MRC framework for complex interventions.³⁰ We developed a strategy for user and carer involvement as part of the SHIELD research programme and we have also produced training manuals, which will be made widely available to help other services implement the same approaches.

We updated the Cochrane review on reality orientation/CST for dementia and developed a package for carer supporters. Initial pilot studies were conducted for the MCST and the CSP to ensure that the detailed design, methods and procedures were robust and fit for purpose. We then conducted definitive RCTs for MCST, RYCT and the CSP, along with economic evaluations for the MCST and CSP/RYCT interventions. Continuing MCST improved quality of life, improved cognition for those taking AChEIs and is cost-effective. Moreover, our results support other work indicating that drug and psychosocial interventions may potentially work better together than either intervention alone. Although the post-RCT surveillance observational study of MCST in practice did not find a noticeable improvement in cognition or quality of life at follow-up 8 months later, it is encouraging that neither declined over time. However, many participants in the observational study had only mild cognitive impairment and, therefore, may have been too high functioning to benefit cognitively from CST. The CSP/RYCT study did not find any particular benefits for family carers, although quality of life expressed in terms of QALYs derived from the EQ-5D showed a limited but significant reduction for people participating to RYCT. It could be the case that the structure of the RYCT programme was putting an excessive strain on the carers' side. However, both CSP and RYCT appeared to improve quality of life for people with dementia. RYCT has the potential to be both effective and cost-effective in maintaining the quality of life of people with dementia, but the cost per QALY would be far beyond the NICE-accepted price window. Using a factorial design assumes that interventions are independent of each other, but for people with dementia we found that there were significant interactions.

We carried out systematic reviews in the areas of home treatment for dementia to identify the most promising interventions and components for an effective HTP for dementia. The finding that case management for people with dementia reduces admission to long-term care is consistent with the related literature. Case management also reduced behavioural problems in people with dementia. On the evidence available it is not clear how it may affect overall health-care costs. People with dementia and family carers have much to offer in their understanding of the causes and best interventions in times of crisis. Staff suggested more costly and intensive interventions, whereas carers liked education and support,

and people with dementia appreciated support from family, as well as home adaptations and technology to reduce risks. The consensus methods and field testing enabled the production of an easy-to-use HTP to help staff working in crisis teams prevent admissions for people with dementia. The HTP requires evaluation in a full-scale multicentre trial.

The new wave of complex interventions shows great potential for benefit for people with dementia. Alongside this research into psychosocial interventions, further advances in methodology will be required, particularly in relation to process evaluations and implementation. Recent funding rounds by the NIHR and Economic and Social Research Council should help the UK to remain at the forefront of dementia care research with the potential to improve the lives of millions of people with dementia across the world.

Recommendations for future research

Maintenance cognitive stimulation therapy

- Cognitive stimulation therapy has the potential to improve cognition and well-being in many people with dementia in addition to any potential benefits from antedementia medication. Future research and practice need to investigate the use of CST delivered by family carers and for those in other cultural and ethnic minority groups.
- Maintenance cognitive stimulation therapy, originally designed to be run twice weekly, was implemented once weekly and this did not affect the cognition and quality-of-life scores. A future trial would be useful to control the frequency of CST delivery, the time frame of completing the assessment time points and the rigorousness of the inclusion criteria required to participate in the programme.
- Further research is required to look further at the mechanisms of change identified in both quantitative and qualitative methods and relate this to CST and MCST to determine what is most important in attempting to further understand and increase the benefits for the person with dementia.

Carer Supporter Yesterday, Caring Today

- The data collected in this trial include a comprehensive set of measures on coping and social support, the secondary analysis of which will increase our understanding of the interplay of these variables.
- By collecting information from both family carers and people with dementia, we have the opportunity to carry out analyses at the level of the dyad. This is something that has been long called for, but as yet rarely executed, in the field of dementia care.
- Multilevel analyses are becoming increasingly popular in other fields in which interactions within the dyad influence the outcomes of each member of that dyad. Future studies using a factorial design should be adequately powered for an analysis of each intervention with TAU.

Home treatment programme

- Further research into crisis resolution interventions for older people with mental health problems should be based on sound theory, so that a robust evidence base can be created to drive future policy development.
- Further research is required about the delivery of interventions at home during a time of crisis and potential challenges to their successful implementation. The use of care management as a method of preventing and managing crisis situations through a co-ordinated and planned response could be explored further to assist in the development of best practice treatment models.
- Future research is needed to understand how carers make decisions when dealing with crises and how these findings can be incorporated into providing appropriate and acceptable crisis interventions.
- Our use of an online survey was effective in allowing us to consult with a broad range of stakeholders and is a medium that should be explored further for use in research.
- There is a need for a RCT to establish the efficacy of crisis resolution/home treatment services for older people with mental health problems.

Acknowledgements

The SHIELD MCST programme (ISRCTN26286067); the evaluation and comparison of the effectiveness of staff training in CST and its implementation in practice (ISRCTN28793457); the Carer Supporter/RYCT programme (ISRCTN37956201) and the SHIELD Home Treatment Programme are all part of the SHIELD project (application number RP-PG-0606-1083), which is funded by the NIHR Programme Grants for Applied Research funding scheme held by NELFT. The grantholders are Professor Orrell (University College London), Professor Woods (Bangor), Professor Challis (Manchester), Professor Moniz-Cook (Hull), Professor Russell (Swansea), Professor Knapp (London School of Economics and King's College London) and Dr Charlesworth (University College London). Professor Orrell is the chief investigator for SHIELD. The web-based randomisation system and MACRO databases were developed in collaboration with NWOORTH. This report presents independent research commissioned by the NIHR under its Programme Grants for Applied Research scheme (RP-PG-0606-1083). The sponsor of this research programme is NELFT.

The MCST in practice manual is published by Hawker Publications and is available at www.careinfo.org/products-page/books/making-a-difference-2/.

For the CSP/RYCT trial, the site principal investigators are Georgina Charlesworth (NELFT), Sue Rey (Northamptonshire Healthcare NHS Foundation Trust), Fiona Poland (University of East Anglia for the Norfolk and Waveney Mental Health NHS Foundation Trust site), Margaret Fox (University of East Anglia) and Gwen Bonner (Berkshire Healthcare NHS Foundation Trust).

The following voluntary organisations are also involved in the provision of the carer supporter element of the programme: in North East London – Age Concern Havering, Redbridge Respite Care Association, Carers of Barking and Dagenham, and Waltham Forest Carers Association; and in Norfolk – Age UK Norfolk.

Additional sources of funding for each site:

- North East London – Central and East London Clinical Research Network (CEL1042)
- Northampton – Leicestershire, Northamptonshire, and Rutland Clinical Research Network and Thames Valley DeNDRoN
- Norwich – Norfolk and Suffolk Health Innovation and Education Cluster and East Anglia DeNDRoN
- Berkshire – Thames Valley Clinical Research Network and Thames Valley DeNDRoN.

For the MCST trial, the site principal investigator was Dr Helen Donovan, Consultant Clinical Psychologist, Bedfordshire and Luton Mental Health and Social Care Partnership NHS Trust.

We would like to thank:

- Mr John Brouder, Chief Executive, NELFT
- all of the people with dementia and family carers who took part in the various research activities undertaken as part of the SHIELD research programme
- care home and day centre staff
- Bedfordshire and Luton Mental Health and Social Care Partnership NHS Trust
- NELFT
- East London NHS Foundation Trust
- Kent and Medway NHS and Social Care Partnership Trust
- Lancashire Care NHS Foundation Trust
- Camden and Islington NHS Foundation Trust
- CDCIG for help with the Cochrane Reviews

- Joanne Knowles and U Hla Htay – consumer reviewers
- DeNDRoN
- Central and East London Research Network
- Mental Health Research Network
- Uniting Carers, Dementia UK
- Alzheimer’s Society Redbridge
- Dementia Resource Centre
- Redbridge Respite Care Association
- Age Concern Havering.

Administrative staff in North East London NHS Foundation Trust

Cathy Forbes.

Professional organisations that helped to disseminate surveys

Royal College of Nursing.

College of Occupational Therapy.

Programme Steering Committee

Professor James Lindesay (chairperson), Professor of Psychiatry for the Elderly, Leicester University.

Dr Vincent Kirchner, Consultant Psychiatrist, Older Persons’ Mental Health Services, Camden.

Professor Jan Oyeboode, Professor of Dementia Care, University of Bradford.

Rachel Thompson, Dementia Project Lead, Royal College of Nursing.

Elayne Dunn, ‘CHAT’ (Cognitive Help and Therapy), Sussex.

Dr Graham Stokes, Director of Dementia Care, BUPA Care Services.

David Prothero, Family Carer, Uniting Carers, Dementia UK.

Data Monitoring and Ethics Committee

Professor Jill Manthorpe (chairperson), Professor of Social Work, King’s College London.

Dr Zoe Hoare, Trial Statistician, NWOORTH.

Jennifer Hellier, Independent Statistician, King’s College London.

David Prothero, Carer, Uniting Carers for Dementia, Dementia UK.

North Wales Organisation for Randomised Trials in Health

Paul MacDonald.

David Hunnisett.

Research team

Professor Fiona Poland, Professor of Social Research Methodology, University of East Anglia.

Professor Jennifer Beecham, Professor of Health and Social Care Economics, London School of Economics.

Dr Siobhan Reilly, Senior Lecturer, Lancaster University.

Dr Claudia Miranda, Universidad de Valparaíso, Chile.

Dr Aimee Spector, Senior Lecturer, University College London.

Dr Karen Burnell, Lecturer, University of Portsmouth.

Amriptal Rehill, Health Economist, London School of Economics.

Reem Malouf, Statistician, University of Oxford.

Priyanka Chauhan, PhD student, University College London.

North East London NHS Foundation Trust

Dr Jennifer Wenborn, Programme Manager.

Dr Mike Devine, Consultant Psychiatrist.

Linda Smith, Clinical Researcher.

Caroline O'Haire, Clinical Researcher.

Ritchard Ledgerd, Clinical Researcher.

Nadia Crellin, Research Assistant.

Alex Feast, Research Assistant.

James Sinclair, Research Assistant.

Nina Melunsky, Research Assistant.

Elisa Aguirre, Research Assistant.

Amy Streater, Research Assistant.

Lauren Yates, Research Assistant.

Keir Yong, Research Assistant.

Deepak Sankhla, Research Assistant.

Sandra Nolle, Trial Administrator.

Contributions of authors

Professor Martin Orrell (Professor of Ageing and Mental Health at University College London and Honorary Consultant Old Age Psychiatrist and Director of Research and Development at NELFT) was the chief investigator for this project overall. He was the chief investigator for the development of the SHIELD research programme and initiated the proposal that led to this work. He led the team at University College London and NELFT, participating in the design and conduct of all stages of the research and report preparation.

Dr Juanita Hoe (Senior Clinical Research Associate at University College London) was the Programme Co-ordinator for the SHIELD Research Programme. She participated in the design and conduct of all stages of the research and report preparation, other than the grant preparation, and co-ordinated the input of the London elements of the research.

Dr Georgina Charlesworth (Lecturer at University College London) led on the SHIELD CSP/RyCT programme and participated in the design and conduct of all stages of the research and report preparation.

Professor Ian Russell (Professor of Clinical Trials at University of Swansea) was the methodological advisor for the SHIELD research programme. He participated in the design and conduct of all stages of the research and report preparation.

Professor David Challis (Professor of Community Care Research/Director of Personal Social Services Research Unit at University of Manchester) contributed expertise in case management and participated in the design and conduct of all stages of the research and report preparation.

Professor Esme Moniz-Cook (Consultant Clinical Psychologist, Humber Mental Health Teaching NHS Trust) provided input into the CST and staff training as well as the HTP study.

Professor Martin Knapp (Professor of Social Policy at London School of Economics) led on health economics and evaluating the cost-effectiveness of the trial interventions. He participated in the design and conduct of all stages of the research and report preparation.

Professor Bob Woods (Professor of Clinical Psychology of the Elderly at Bangor University) led on the updated review of CST and participated in the design and conduct of all stages of the research and report preparation.

Dr Zoe Hoare (Senior Statistician and Research Fellow at Bangor University) was the Trial Statistician.

Dr Elisa Aguirre (a PhD student at University College London and NELFT researcher) was involved in the MCST programme.

Sandeep Toot (a PhD student at University College London and NELFT researcher) was involved in the development and delivery of the HTP programme.

Amy Streater (a PhD student at University College London and NELFT researcher) developed and carried out the MCST in practice programme.

Nadia Crellin (a PhD student at University College London and NELFT researcher) was involved in the CSP/Ryct programme.

Dr Chris Whitaker (Senior Statistician at NwOrth Clinical Trials Unit, Bangor University) supervised the analysis of the data.

Francesco d'Amico (Health Economist at London School of Economics) was involved in cost data analysis.

Amritpal Rehill (Health Economist at London School of Economics) was involved in cost data analysis.

Data sharing statement

Anonymised open-access copies of the SHIELD trial databases are available via NwOrth.

References

1. Prince M, Wimo A, Guerchet M, Ali G, Wu YT, Prina M. *World Alzheimer Report 2011 – The Global Impact of Dementia: An Analysis of Prevalence, Incidence, Cost and Trends*. London: Alzheimer's Disease International; 2011.
2. Jorm AF, Korten AE, Henderson AS. The prevalence of dementia: a quantitative integration of the literature. *Acta Psychiatr Scand* 1987;**76**:465–79. <https://doi.org/10.1111/j.1600-0447.1987.tb02906.x>
3. Luengo-Fernandez R, Leal J, Gray A. *The Prevalence, Economic Cost and Research Funding of Dementia Compared with Other Major Diseases*. Cambridge: Alzheimer's Research Trust; 2010.
4. Department of Health. *National Service Framework for Older People*. London: Department of Health; 2001. URL: www.gov.uk/government/uploads/system/uploads/attachment_data/file/198033/National_Service_Framework_for_Older_People.pdf (accessed 17 January 2014).
5. Kaduszkiewicz H, Zimmerman T, Beck-Bornholdt H, van den Busche H. Cholinesterase inhibitors for patients with Alzheimers disease: systematic review of randomised clinical trials. *BMJ* 2005;**331**:321–3. <https://doi.org/10.1136/bmj.331.7512.321>
6. Spector A, Thorgrimsen L, Woods B, Royan L, Davies S, Butterworth M, *et al*. A randomised controlled trial investigating the effectiveness of an evidence-based cognitive stimulation therapy programme for people with dementia. *Br J Psychiatry* 2003;**183**:248–54. <https://doi.org/10.1192/bjp.183.3.248>
7. McShane R, Keene J, Gedling K, Fairburn C, Jacoby R, Hope T. Do neuroleptic drugs hasten cognitive decline in dementia? Prospective study with necropsy follow up. *BMJ* 1997;**314**:266–70. <https://doi.org/10.1136/bmj.314.7076.266>
8. Livingston G, Johnston K, Katona C, Paton J, Lyketsos CG, Old Age Task Force of the World Federation of Biological Psychiatry. Systematic review of psychological approaches to the management of neuropsychiatric symptoms of dementia. *Am J Psychiatry* 2005;**162**:1996–2021. <https://doi.org/10.1176/appi.ajp.162.11.1996>
9. Woods RT. Non-Pharmacological Techniques. In Qizilbash N, editor. *Evidence-Based Dementia Practice*. Oxford: Blackwell; 2002. pp. 428–46.
10. Brodaty H, Green A, Koschera A. Meta-analysis of psychosocial interventions for caregivers of people with dementia. *J Am Geriatr Soc* 2003;**51**:657–64. <https://doi.org/10.1034/j.1600-0579.2003.00210.x>
11. Clare L, Woods RT, Moniz Cook ED, Orrell M, Spector A. Cognitive rehabilitation and cognitive training for early-stage Alzheimer's disease and vascular dementia. *Cochrane Database Syst Rev* 2003;**4**:CD003260. <https://doi.org/10.1002/14651858.cd003260>
12. Spector A, Orrell M, Davies S, Woods B. *Reality Orientation for Dementia: A Review of the Evidence of Effectiveness*. Oxford: The Cochrane Library; 1998.
13. Knapp M, Thorgrimsen L, Patel A, Spector A, Hallam A, Woods B, Orrell M. Cognitive stimulation therapy for people with dementia: cost-effectiveness analysis. *Br J Psychiatry* 2006;**188**:574–80. <https://doi.org/10.1192/bjp.bp.105.010561>
14. Social Care Institute for Excellence. *Dementia: A NICE-SCIE Guideline on Supporting People With Dementia and Their Carers in Health and Social Care*. Leicester: British Psychological Society; 2007.
15. Gibson F. *The Past in the Present: Using Reminiscence in Health and Social Care*. Baltimore, MD: Health Professions Press; 2004.

16. Woods RT, McKiernan F. Evaluating the Impact of Reminiscence on Older People with Dementia. In Haight BK, Webster J, editors. *The Art and Science of Reminiscing: Theory, Research, Methods and Applications*. Washington, DC: Taylor & Francis; 1995. pp. 233–42.
17. Department of Health. *Caring about Carers: A National Strategy for Carers*. London: Department of Health; 1999. URL: www.doh.gov.uk/carers.htm (accessed 17 January 2014).
18. Singleton N, Aye Maung N, Cowie A, Sparks J, Bumpstead R, Meltzer H. *Mental Health of Carers*. London: The Stationery Office; 2002.
19. Eagles JM, Craig A, Rawlinson F, Restall DB, Beattie JA, Besson JA. The psychological well-being of supporters of the demented elderly. *Br J Psychiatry* 1987;**150**:293–8. <https://doi.org/10.1192/bjp.150.3.293>
20. Department of Health. *Our Health, Our Care, Our Say: A New Direction for Community Services*. London; Department of Health; 2006.
21. Department of Health. *Progress on Policy: The Expert Patients Programme*. London: Department of Health; 2006.
22. Aneshensel C, Pearlin LI, Mullan JT, Zarit SH, Whitlatch CI. *Profiles in Caregiving. The Unexpected Career*. San Diego, CA: Academic Press; 1995.
23. Department of Health. *Everybody's Business: Integrated Mental Health Services for Older Adults – A Service Development Guide*. London: Department of Health; 2005.
24. Pinner G, Hillam J, Branton T, Ramakrishnan A. *Raising the Standard: Specialist Services for Older People with Mental Illness*. Royal College of Psychiatrists; 2006.
25. Draper B, Low LF. What is the effectiveness of acute hospital treatment of older people with mental disorders? *Int Psychogeriatr* 2005;**17**:539–55. <https://doi.org/10.1017/S1041610205001663>
26. Johnson S, Nolan F, Pilling S, Sandor A, Hoult J, McKenzie N, et al. Randomised controlled trial of acute mental health care by a crisis resolution team: the north Islington crisis study. *BMJ* 2005;**331**:599. <https://doi.org/10.1136/bmj.38519.678148.8F>
27. Richman A, Wilson K, Scally L, Edwards P, Wood J. Service innovations: an outreach support team for older people with mental illness – crisis intervention. *Psychiatric Bull* 2003;**27**:348–51. <https://doi.org/10.1192/pb.27.9.348>
28. McNab L, Smith B, Minardi HA. A new service in the intermediate care of older adults with mental health problems. *Nurs Older People* 2006;**18**:22–6. <https://doi.org/10.7748/nop2006.04.18.3.22.c2418>
29. Charlesworth G, Shepstone L, Wilson E, Reynolds S, Mugford M, Price D, et al. Befriending carers of people with dementia: randomised controlled trial. *BMJ* 2008;**336**:1295–7. <https://doi.org/10.1136/bmj.39549.548831.AE>
30. MRC. *A Framework for the Development and Evaluation of RCTs for Complex Interventions to Improve Health*. London: MRC; 2003.
31. Department of Health. *Research Governance: Framework for Health and Social Care*. 2nd edn. London: Department of Health, 2005.
32. Craig N, Dieppe P, Macintyre S, Michie S, Nazareth I, Pettigrew M. Developing and evaluating complex interventions: the new Medical Research Council guidance. *BMJ* 2008;**337**:a1655. <https://doi.org/10.1136/bmj.a1655>

33. Nilsen ES, Myrhaug HT, Johansen M, Oliver S, Oxman AD. Methods of consumer involvement in developing healthcare policy and research, clinical practice guidelines and patient information material. *Cochrane Database Syst Rev* 2006;**3**:CD004563. <https://doi.org/10.1002/14651858.cd004563.pub2>
34. Poland F, Charlesworth G, Hoe J. *SHIELD User and Carer Strategy*. SHIELD Standard Operating Procedures; 2008. pp. 1–6.
35. SURGE. *Guidance for Service User Involvement in the Mental Health Research Network*. London: SURGE (part of the UK Mental Health Research Network); 2005.
36. Glasby J, Beresford P. Who knows best? Evidence based practice and service user contribution. *Crit Soc Pol* 2006;**28**:268–84. <https://doi.org/10.1177/0261018306059775>
37. Hoe J. *Research Governance – Clinical Trial Monitoring for the SHIELD Project*. SHIELD Standard Operating Procedures; 2010. pp. 1–7.
38. Department for Constitutional Affairs. *Mental Capacity Act 2005. Code of Practice*. London: The Stationery Office; 2007. URL: www.dca.gov.uk/menincap/legis.htm#codeofpractice (accessed 7 November 2012).
39. Great Britain. *Mental Capacity Act 2005*. London: The Stationery Office; 2005.
40. British Psychological Society. *Conducting Research with People not Having the Capacity to Consent to their Participation. A Practical Guide for Researchers*. Leicester: British Psychological Society; 2008.
41. Hoe J. *SHIELD Research Programme Adverse Events Procedure*. SHIELD Standard Operating Procedures; 2009. pp. 1–10.
42. Clare L, Woods RT. Cognitive training and cognitive rehabilitation for people with early-stage Alzheimer's disease: a review. *Neuropsychol Rehabil* 2004;**14**:385–401. <https://doi.org/10.1080/09602010443000074>
43. Orrell M, Spector A, Thorgrimsen L, Woods B. A pilot study examining the effectiveness of maintenance cognitive stimulation therapy (MCST) for people with dementia. *Int J Geriatr Psychiatry* 2005;**20**:446–51. <https://doi.org/10.1002/gps.1304>
44. Woods B, Aguirre E, Spector AE, Orrell M. Cognitive stimulation to improve cognitive functioning in people with dementia. *Cochrane Database Syst Rev* 2012;**2**:CD005562. <https://doi.org/10.1002/14651858.cd005562.pub2>
45. Folstein MF, Folstein SE, McHugh PR. 'Mini Mental State': a practical method for grading the cognitive state of patients for the clinician. *J Psychiatr Res* 1975;**12**:189–98. [https://doi.org/10.1016/0022-3956\(75\)90026-6](https://doi.org/10.1016/0022-3956(75)90026-6)
46. Hughes C, Berg L, Danziger W, Coben L, Martin R. A new clinical scale for the staging of dementia. *Br J Psychiatry* 1982;**140**:566–72. <https://doi.org/10.1192/bjp.140.6.566>
47. Spector A, Orrell M, Davies S, Woods RT. Reality orientation for dementia. *Cochrane Database Syst Rev* 2000;**4**:CD001119. <https://doi.org/10.1002/14651858.cd001119.pub2>
48. Baldelli MV, Boiardi R, Fabbo A, Pradelli JM, Neri M. The role of reality orientation therapy in restorative care of elderly patients with dementia plus stroke in the subacute nursing home setting. *Arch Gerontol Geriatr Suppl* 2002;**8**:15–22. [https://doi.org/10.1016/S0167-4943\(02\)00098-5](https://doi.org/10.1016/S0167-4943(02)00098-5)
49. Bottino CM, Carvalho IA, Alvarez AM, Avila R, Zukauskas PR, Bustamante SE, et al. Cognitive rehabilitation combined with drug treatment in Alzheimer's disease patients: a pilot study. *Clin Rehabil* 2005;**19**:861–9. <https://doi.org/10.1191/0269215505cr911oa>

50. Buschert VC, Friese U, Teipel SJ, Schneider P, Merensky W, Rujescu D, *et al.* Effects of a newly developed cognitive intervention in amnesic mild cognitive impairment and mild Alzheimer's disease: a pilot study. *J Alzheimers Dis* 2011;**25**:679–94.
51. Chapman SB, Weiner MF, Rackley A, Hynan LS, Zientz J. Effects of cognitive-communication stimulation for Alzheimer's disease patients treated with donepezil. *J Speech Lang Hear Res* 2004;**47**:1149–63. [https://doi.org/10.1044/1092-4388\(2004\)085](https://doi.org/10.1044/1092-4388(2004)085)
52. Coen RF, Flynn B, Rigney, E, O'Connor E, Fitzgerald L, Murray C, *et al.* Efficacy of a cognitive stimulation therapy programme for people with dementia. *Ir J Psychol Med* 2011;**28**:3:145–7. <https://doi.org/10.1017/S0790966700012131>
53. Onder G, Zanetti, O, Giacobini E, Frisoni GB, Bartorelli L, *et al.* Reality orientation therapy combined with cholinesterase inhibitors in Alzheimer's disease: randomised controlled trial. *Br J Psychiatry* 2005;**187**:450–5. <https://doi.org/10.1192/bjp.187.5.450>
54. Requena C, Maestú F, Campo P, Fernández A, Ortiz T. Effects of cholinergic drugs and cognitive training on dementia: 2-year follow-up. *Dement Geriatr Cogn Disord* 2006;**22**:339–45. <https://doi.org/10.1159/000095600>
55. Spector A, Orrell M, Davies S, Woods B. Can reality orientation be rehabilitated? Development and piloting of an evidence-based programme of cognition-based therapies for people with dementia. *Neuropsychol Rehabil* 2001;**11**:377–97.
56. Buettner LL, Fitzsimmons S, Atav S, Sink K. Cognitive stimulation for apathy in probable early-stage Alzheimer's. *J Aging Res* 2011;**2011**:480890. <https://doi.org/10.4061/2011/480890>
57. Fernandez-Calvo B, Contador I, Serna A, de Lucena VM, Ramos F. [The effect of an individual or group intervention format in cognitive stimulation of patients with Alzheimer's disease.] *Revista de Psicopatología y Psicología Clínica* 2010;**15**:115–23. <https://doi.org/10.5944/rppc.vol.15.num.2.2010.4090>
58. Niu YX, Tan JP, Guan JQ, Zhang ZQ, Wang LN. Cognitive stimulation therapy in the treatment of neuropsychiatric symptoms in Alzheimer's disease: a randomized controlled trial. *Clin Rehabil* 2010;**24**:1002–11. <https://doi.org/10.1177/0269215510376004>
59. Baines S, Saxby P, Ehler K. Reality orientation and reminiscence therapy. A controlled cross-over study of elderly confused people. *Br J Psychiatry* 1987;**151**:222–31. <https://doi.org/10.1192/bjp.151.2.222>
60. Baldelli MV, Pirani A, Motta M, Abati E, Mariani E, Manzi V. Effects of reality orientation therapy on elderly patients in the community. *Arch Gerontol Geriatr* 1993;**17**:211–18. [https://doi.org/10.1016/0167-4943\(93\)90052-J](https://doi.org/10.1016/0167-4943(93)90052-J)
61. Breuil V, De Rotrou J, Forette F, Tortrat D, Ganansia Ganem A, Frambourt A, *et al.* Cognitive stimulation of patients with dementia: preliminary results. *Int J Geriatr Psychiatry* 1994;**9**:3:211–17. <https://doi.org/10.1002/gps.930090306>
62. Ferrario E, Cappa G, Molaschi M, Rocco M, Fabris F. Reality orientation therapy in institutionalized elderly patients: preliminary results. *Arch Gerontol Geriatr* 1991;**12**(Suppl. 2):139–42.
63. Wallis GG, Baldwin M, Higginbotham P. Reality orientation therapy – a controlled trial. *Br J Med Psychol* 1983;**56**:271–7. <https://doi.org/10.1111/j.2044-8341.1983.tb01556.x>
64. Woods RT. Reality orientation and staff attention: a controlled study. *Br J Psychiatry* 1979;**134**:502–7. <https://doi.org/10.1192/bjp.134.5.502>
65. Gerber GJ, Prince PN, Snider HG, Atchison K, Dubois L, Kilgour JA. Group activity and cognitive improvement among patients with Alzheimer's disease. *Hosp Community Psychiatry* 1991;**42**:843–5. <https://doi.org/10.1176/ps.42.8.843>

66. Hanley IG, McGuire RJ, Boyd WD. Reality orientation and dementia: a controlled trial of two approaches. *Br J Psychiatry* 1981;**138**:10–14. <https://doi.org/10.1192/bjp.138.1.10>
67. Higgins JPT, Green S. *Cochrane Handbook for Systematic Reviews of Interventions v5.1.0*. The Cochrane Collaboration; 2011.
68. Mohs R. Neuropsychological Assessment of Patients with Alzheimer's Disease. In Bloom FE, Kupfer DJ, editors. *Psychopharmacology. 4th Generation of Progress*. New York, NY: American College of Neuropsychopharmacology; 2000. URL: www.acnp.org/publications/psycho4generation.aspx (accessed 7 November 2012).
69. Olazarán J, Reisberg B, Clare L, Cruz I, Peña-Casanova J, Del Ser T, et al. Nonpharmacological therapies in Alzheimer's disease: a systematic review of efficacy. *Dement Geriatr Cogn Disord* 2010;**30**:161–78. <https://doi.org/10.1159/000316119>
70. Spector A, Orrell M, Woods B. Cognitive stimulation therapy (CST): effects on different areas of cognitive function for people with dementia. *Int J Geriatr Psychiatry* 2010;**25**:1253–8. <https://doi.org/10.1002/gps.2464>
71. Spector A, Thorgrimsen L, Woods B, Orrell M. *Making a Difference: An Evidence-Based Group Programme to Offer Cognitive Stimulation Therapy (CST) to People with Dementia: Manual for Group Leaders*. London: Hawker Publications; 2006
72. Levin E. *Noticeable Problems Checklist*. London: National Institute for Social Work; 1989.
73. Morgan DL. *Focus Groups as Qualitative Research*. Thousand Oaks, CA: Sage; 1997. <https://doi.org/10.4135/9781412984287>
74. Burgess R. *In the Field: An Introduction to Field Research*. London: Allen and Unwin; 1984. <https://doi.org/10.4324/9780203418161>
75. Bowling A. *Research Methods in Health, Investigating Health and Health Services*. Buckingham: Open University Press; 1997.
76. Boyatzis RE. *Transforming Qualitative Information: Thematic Analysis and Code Development*. London: Sage; 1998.
77. Sofaer S. Qualitative methods: what are they and why use them? *Health Serv Res* 1999;**34**:1101–18.
78. Murphy C, Killick J, Allan K, editors. *Hearing the User's Voice: Encouraging People with Dementia to Reflect on their Experiences of Services*. Stirling: Dementia Services; 2001.
79. Barnett E. *Including the Person with Dementia in Designing and Delivering Care: 'I Need to Be Me!'*. London: Jessica Kingsley; 2000.
80. Atwal A, Owen S, Davies R. Struggling for occupational satisfaction: older people in care homes. *Br J Occupational Therapy* 2003;**66**:118–24. <https://doi.org/10.1177/030802260306600306>
81. Cummings SM. Predictors of psychological well-being among assisted-living residents. *Health Soc Work* 2002;**27**:293–302. <https://doi.org/10.1093/hsw/27.4.293>
82. Jonas-Simpson C, Mitchell GJ, Fisher A, Jones G, Linscott J. The experience of being listened to: a qualitative study of older adults in long-term care settings. *J Gerontol Nurs* 2006;**32**:46–53. <https://doi.org/10.3928/0098-9134-20060101-15>
83. Kitwood T. *Dementia Reconsidered: The Person Comes First*. Buckingham: Open University Press; 1997.
84. Tuckett AG. Applying thematic analysis theory to practice: a researcher's experience. *Contemp Nurse* 2005;**19**:75–87. <https://doi.org/10.5172/conu.19.1-2.75>

85. NICE. *Dementia: Supporting People with Dementia and their Carers in Health and Social Care*. Clinical guideline 42. London: NICE; 2006.
86. Rosen WG, Mohs RC, Davis KL. A new rating scale for Alzheimer's disease. *Am J Psychiatry* 1984;**141**:1356–64. <https://doi.org/10.1176/ajp.141.11.1356>
87. American Psychiatric Association. *Diagnostic and Statistical Manual of Mental Disorders*. 4th edn. Arlington, VA: American Psychiatric Association; 2000.
88. Gardner C. *The Impact of Cognitive Stimulation Therapy Groups on People With Dementia: Views from Participants, their Carers and Group Facilitators*. PhD thesis. London: University College London; 2009.
89. Logsdon RG, Gibbons LE, McCurry SM, Teri L. Quality of life in Alzheimer's disease: patient and caregiver reports. *J Ment Health Aging* 1999;**5**:21–32.
90. Moniz-Cook E, Vernooij-Dassen M, Woods R, Verhey F, Chattat R, De Vugt M, et al. A European consensus on outcome measures for psychosocial intervention research in dementia care. *Aging Ment Health* 2008;**12**:14–29. <https://doi.org/10.1080/13607860801919850>
91. Holden UP, Woods RT. *Positive Approaches to Dementia Care*. 3rd edn. Edinburgh: Churchill Livingstone; 1995.
92. Alexopoulos GS, Abrams RC, Young RC, Shamoian CA. Cornell Scale for Depression in Dementia. *Biol Psychiatry* 1988;**23**:271–84. [https://doi.org/10.1016/0006-3223\(88\)90038-8](https://doi.org/10.1016/0006-3223(88)90038-8)
93. Shankar KK, Walker M, Frost D, Orrell MW. The development of a valid and reliable scale for rating anxiety in dementia (RAID). *Aging Ment Health* 1999;**3**:39–49. <https://doi.org/10.1080/13607869956424>
94. Cummings JL, Mega M, Gray K, Rosenberg-Thompson S, Carusi DA, Gornbein J. The Neuropsychiatric Inventory: comprehensive assessment of psychopathology in dementia. *Neurology* 1994;**44**:2308–14. <https://doi.org/10.1212/WNL.44.12.2308>
95. Galasko D, Bennet D, Sano M, Ernesto C, Thomas R, Grundman M, Ferris S. An inventory to assess activities of daily living for clinical trials in Alzheimer's disease. The Alzheimer Disease Cooperative Study. *Alzheimer Dis Assoc Disord* 1997;**11**:S33–9. <https://doi.org/10.1097/0002093-199700112-00005>
96. Ware J, Kosinski M, Keller SD. A 12-Item Short-Form Health Survey: construction of scales and preliminary tests of reliability and validity. *Med Care* 1996;**34**:220–33. <https://doi.org/10.1097/00005650-199603000-00003>
97. Beecham J, Knapp M. Costing Psychiatric Interventions. In Thornicroft G, Brewin C, Wing J, editors. *Measuring Mental Health Needs*. London: Gaskell; 1992. pp. 163–83.
98. EuroQoL Group: EuroQoL: a new facility for the measurement of health related quality of life. *Health Policy* 1990;**16**:199–208. [https://doi.org/10.1016/0168-8510\(90\)90421-9](https://doi.org/10.1016/0168-8510(90)90421-9)
99. Smith SC, Lamping DL, Banerjee S, Harwood A, Foley B, Smith P, et al. Measurement of health related quality of life for people with dementia: development of a new instrument (DEMQOL) and an evaluation of current methodology. *Health Technol Assess* 2005;**9**(10). <https://doi.org/10.3310/hta9100>
100. Curtis L. *Unit Costs of Health and Social Care 2011*. Canterbury: Personal Social Services Research Unit, University of Kent; 2011.
101. Joint Formulary Committee. *British National Formulary*. 59 ed. London: BMJ Group and Pharmaceutical Press; 2010.

102. Hoe J, Hancock G, Livingston G, Woods B, Challis D, Orrell M. Changes in the quality of life of people with dementia living in care homes. *Alzheimer Dis Assoc Disord* 2009;**23**:285–90. <https://doi.org/10.1097/WAD.0b013e318194fc1e>
103. Logsdon RG, Gibbons LE, McCurry SM, Teri L. Assessing quality of life in older adults with cognitive impairment. *Psychosom Med* 2002;**64**:510–19. <https://doi.org/10.1097/00006842-200205000-00016>
104. Woods B, Thorgrimsen L, Spector A, Royan L, Orrell M. Improved quality of life and cognitive stimulation therapy in dementia. *Aging Ment Health* 2006;**10**:219–26. <https://doi.org/10.1080/13607860500431652>
105. Aguirre E, Hoare Z, Streater A, Spector A, Woods B, Hoe J, et al. Cognitive stimulation therapy (CST) for people with dementia – who benefits most? *Int J Geriatr Psychiatry* 2013;**28**:284–90. <https://doi.org/10.1002/gps.3823>
106. Clark CM, Sheppard L, Fillenbaum GG, Galasko D, Morris JC, Koss E, et al. Variability in annual Mini-Mental State Examination score in patients with probable Alzheimer disease: a clinical perspective of data from the Consortium to Establish a Registry for Alzheimer's Disease. *Arch Neurol* 1999;**56**:857–62. <https://doi.org/10.1001/archneur.56.7.857>
107. Zanetti O, Frisoni GB, De Leo D, Dello Buono M, Bianchetti A, Trabucchi M. Reality orientation therapy in Alzheimer disease: useful or not? A controlled study. *Alzheimer Dis Assoc Disord* 1995;**9**:132–8. <https://doi.org/10.1097/00002093-199509030-00003>
108. Metitieri T, Zanetti O, Geroldi C, Frisoni GB, De Leo D, Dello Buono M, et al. Reality orientation therapy to delay outcomes of progression in patients with dementia. A retrospective study. *Clin Rehabil* 2001;**15**:471–8. <https://doi.org/10.1191/026921501680425199>
109. Cooper C, Mukadam N, Katona C, Lyketsos CG, Blazer D, Ames D, et al. A systematic review of the effectiveness of non-pharmacologic interventions to improve quality of life and well-being in people with dementia. *Am J Geriatr Psychiatry* 2013;**21**:173–83. <https://doi.org/10.1016/j.jagp.2012.10.018>
110. Spector A, Orrell M, Aguirre E. Translating research into practice: a pilot study examining the use of cognitive stimulation therapy (CST) after a one-day training course. *Nonpharmacol Ther Dement* 2011;**1**:63–72.
111. Aguirre E, Spector A, Hoe J, Russell IT, Knapp M, Woods RT, Orrell M. Maintenance cognitive stimulation therapy (CST) for dementia: a single-blind, multi-centre, randomized controlled trial of maintenance CST vs. CST for dementia. *Trials* 2010;**11**:46. <https://doi.org/10.1186/1745-6215-11-46>
112. Aguirre E, Spector A, Streater A, Hoe J, Woods B, Orrell M. *Making a Difference 2*. London: Hawker Publications; 2012.
113. Weiss DJ, Dawis RV, England GW, Lofquist LH. Manual for the Minnesota Satisfaction Questionnaire. In Lofquist LH, Dawis RV, editors. *Application of the Theory of Work Adjustment to Rehabilitation and Counseling*. Minneapolis, MN: Work Adjustment Project Industrial Relations Center, University of Minnesota; 1967. p. 28.
114. Lintern T, Woods B. *Approaches to Dementia Questionnaire*. Bangor: University of Wales; 1996.
115. Shanahan N, Orrell M, Schepers AK, Spector A. The development and evaluation of the DK-20: a knowledge of dementia measure. *Int Psychogeriatr* 2013;**25**:1899–907. <https://doi.org/10.1017/S1041610213001142>
116. Schepers AK, Orrell M, Shanahan N, Spector A. Sense of competence in dementia care staff (SCIDS) scale: development, reliability, and validity. *Int Psychogeriatr* 2012;**24**:1153–62. <https://doi.org/10.1017/S104161021100247X>

117. Holton EF, Bates RA, Ruona WEA. Development of a generalized learning transfer system inventory. *Hum Res Dev Quarterly* 2000;**11**:333–60. [https://doi.org/10.1002/1532-1096\(200024\)11:4<333::AID-HRDQ2>3.0.CO;2-P](https://doi.org/10.1002/1532-1096(200024)11:4<333::AID-HRDQ2>3.0.CO;2-P)
118. Holton EF, Bates R, Leimbach M. Development and Validation of a Generalised Potential for Training Transfer Climate Instrument. In Torracco R, editor. *Proceedings of the 1997 Academy of Human Resource Development Annual Meeting*. Atlanta, GA: Academy of Human Resource Development; 1997.
119. Corrigan PW, Kwartarini WY, Pramana W. Staff perception of barriers to behavior therapy at a psychiatric hospital. *Behav Modif* 1992;**16**:132–44. <https://doi.org/10.1177/01454455920161007>
120. Dagnan D, Grant F, McDonnell A. Understanding challenging behaviour in older people; the development of the controllability Beliefs Scale. *Behav Cogn Psychother* 2004;**32**:501–6. <https://doi.org/10.1017/S1352465804001675>
121. Morris JC. The Clinical Dementia Rating (CDR): current version and scoring rules. *Neurology* 1993;**43**:2412–14. <https://doi.org/10.1212/WNL.43.11.2412-a>
122. Thorgrimsen L, Selwood A, Spector A, Royan L, de Madariaga Lopez M, Woods RT, Orrell M. Whose quality of life is it anyway? The validity and reliability of the Quality of Life-Alzheimer's Disease (QoL-AD) scale. *Alzheimer Dis Assoc Disord* 2003;**17**:201–8. <https://doi.org/10.1097/00002093-200310000-00002>
123. Hensel A, Angermeyer MC, Riedel-Heller SG. Measuring cognitive change in older adults: reliable change indices for the Mini-Mental State Examination. *J Neurol Neurosurg Psychiatr* 2007;**78**:1298–303. <https://doi.org/10.1136/jnnp.2006.109074>
124. American Psychiatric Association. *Diagnostic and Statistical Manual of Mental Disorders*. Washington, DC: American Psychiatric Association; 1994.
125. Kitwood T. The Concept of Personhood and its Relevance for a New Culture of Dementia Care. In Miesen BML, Jones GMM, editors. *Care-Giving in Dementia: Research and Applications*. London: Routledge; 1997. pp. 3–13.
126. Swaab DF. Brain ageing and Alzheimer's disease: 'wear and tear' versus 'use it or lose it'. *Neurobiol Aging* 1991;**12**:317–24. [https://doi.org/10.1016/0197-4580\(91\)90008-8](https://doi.org/10.1016/0197-4580(91)90008-8)
127. Spector A, Orrell M. Using a biopsychosocial model of dementia as a tool to guide clinical practice. *Int Psychogeriatr* 2010;**22**:957–65. <https://doi.org/10.1017/S1041610210000840>
128. Ritchie J, Spencer L. Qualitative Data Analysis for Applied Policy Research. In Bryman A, Burgess RG, editors. *Analysing Qualitative Data*. 1994. pp. 173–94. https://doi.org/10.4324/9780203413081_chapter_9
129. Burnard P. A method of analysing interview transcripts in qualitative research. *Nurse Educ Today* 1991;**11**:461–6. [https://doi.org/10.1016/0260-6917\(91\)90009-Y](https://doi.org/10.1016/0260-6917(91)90009-Y)
130. Berg BL. *Qualitative Research Methods for the Social Sciences*. Boston, MA: Allyn and Bacon; 1989.
131. Taulbee LR, Folsom JC. Reality orientation for geriatric patients. *Hosp Community Psychiatry* 1966;**17**:133–5. <https://doi.org/10.1176/ps.17.5.133>
132. Fink A, Kosecoff J, Chassin M, Brook RH. Consensus methods: characteristics and guidelines for use. *Am J Public Health* 1984;**74**:979–83. <https://doi.org/10.2105/AJPH.74.9.979>
133. Murphy MK, Black NA, Lamping DL, McKee CM, Sanderson CF, Askham J, Marteau T. Consensus development methods, and their use in clinical guideline development. *Health Technol Assess* 1998;**2**(3).

134. Perry S, Kalberer JT. The NIH consensus-development program and the assessment of health-care technologies: the first two years. *N Engl J Med* 1980;**303**:169–72. <https://doi.org/10.1056/NEJM198007173030334>
135. Pickett-Schenk SA, Bennett C, Cook JA, Steigman P, Lippincott R, Villagrancia I, Grey D. Changes in caregiving satisfaction and information needs among relatives of adults with mental illness: results of a randomized evaluation of a family-led education intervention. *Am J Orthopsychiatry* 2006;**76**:545–53. <https://doi.org/10.1037/0002-9432.76.4.545>
136. Pillemer K, Suito J. Peer support for Alzheimer's caregivers: is it enough to make a difference? *Res Aging* 2002;**24**:171–92. <https://doi.org/10.1177/0164027502242001>
137. Toseland RW, Smith GC. Effectiveness of individual counseling by professional and peer helpers for family caregivers of the elderly. *Psychol Aging* 1990;**5**:256–63. <https://doi.org/10.1037/0882-7974.5.2.256>
138. Yardley L, Murray M. Qualitative Analysis of Talk and Text. In Marks DF, Yardley L, Murray M, editors. *Qualitative Analysis of Talk and Text. Research Methods for Clinical and Health Psychology*. London: Sage; 2004. pp. 90–101.
139. Hare P, Newbronner E. *Looking After Me: Evaluating a New Self-Management Course for Carers. Report for the Expert Patient Programme and the Long-term Medical Conditions Alliance*. London: Expert Patient Programme; 2004.
140. Delbecq A, Van de Ven A. A group process model for problem identification and program planning. *J Appl Behav Sci* 1971;**7**:467–92. <https://doi.org/10.1177/002188637100700404>
141. Flesch R. A new readability yardstick. *J Appl Psychol* 1948;**32**:221–33. <https://doi.org/10.1037/h0057532>
142. Caygill L, Summerfield P, Ormrod J. Assessing the readability of mental health leaflets. *J Community Nurs* 2000;**14**:18–20.
143. Staniszevska S, Jones N, Newburn M, Marshall S. User involvement in the development of a research bid: barriers, enablers and impacts. *Health Expect* 2007;**10**:173–83. <https://doi.org/10.1111/j.1369-7625.2007.00436.x>
144. Bandura A. *Self-Efficacy: The Exercise of Control*. New York, NY: WH Freeman and Company; 1997.
145. Woods R, Bruce E, Edwards R, Elvish R, Hoare Z, Hounsborne B, et al. REMCARE: Reminiscence groups for people with dementia and their family caregivers effectiveness and cost-effectiveness pragmatic multicentre randomised trial. *Health Technol Assess* 2012;**16**(48).<https://doi.org/10.3310/hta16480>
146. Charlesworth G, Burnell K, Hoe J, Orrell M, Russell I. Acceptance checklist for clinical effectiveness pilot trials: a systematic approach. *BMC Med Res Methodol* 2013;**13**:78. <https://doi.org/10.1186/1471-2288-13-78>
147. Charlesworth G, Burnell K, Beecham J, Hoare Z, Hoe J, Wenborn J, et al. Peer support for family carers of people with dementia, alone or in combination with group reminiscence in a factorial design: study protocol for a randomised controlled trial. *Trials* 2011;**12**:205. <https://doi.org/10.1186/1745-6215-12-205>
148. Woods RT, Bruce E, Edwards RT, Hounsborne B, Keady J, Moniz-Cook ED, et al. Reminiscence groups for people with dementia and their family carers: pragmatic eight-centre randomised trial of joint reminiscence and maintenance versus usual treatment: a protocol. *Trials* 2009;**10**:64. <https://doi.org/10.1186/1745-6215-10-64>
149. Schweitzer P, Bruce E. *Remembering Yesterday, Caring Today – Reminiscence in Dementia Care: A Guide to Good Practice*. London: Jessica Kingsley Publishers; 2008.

150. Lichstein KL, Riedel BW, Grieve R. Fair tests of clinical trials: a treatment implementation model. *Adv Behav Res Ther* 1994;**16**:1–29. [https://doi.org/10.1016/0146-6402\(94\)90001-9](https://doi.org/10.1016/0146-6402(94)90001-9)
151. Wenger GC. *Support Networks of Older People: A Guide for Practitioners*. Bangor: Centre for Social Policy Research and Development, University of Wales; 1994.
152. Jenkinson C, Layte R. Development and testing of the UK SF-12 (short form health survey). *J Health Serv Res Policy* 1997;**2**:14–18.
153. Snaith RP. The Hospital Anxiety And Depression Scale. *Health Qual Life Outcomes* 2003;**1**:29. <https://doi.org/10.1186/1477-7525-1-29>
154. Bjelland I, Dahl AA, Haug TT, Neckelmann D. The validity of the Hospital Anxiety and Depression Scale. An updated literature review. *J Psychosom Res* 2002;**52**:69–77. [https://doi.org/10.1016/S0022-3999\(01\)00296-3](https://doi.org/10.1016/S0022-3999(01)00296-3)
155. Stroebe W, Stroebe M, Abakoumkin G, Schut H. The role of loneliness and social support in adjustment to loss: a test of attachment versus stress theory. *J Pers Soc Psychol* 1996;**70**:1241–9. <https://doi.org/10.1037/0022-3514.70.6.1241>
156. Watson D, Clark LA, Tellegen A. Development and validation of brief measures of positive and negative affect: the PANAS scales. *J Pers Soc Psychol* 1988;**54**:1063–70. <https://doi.org/10.1037/0022-3514.54.6.1063>
157. McKee KJ, Philp I, Lamura G, Prouskas C, Oberg B, Krevers B, *et al*. The COPE index – a first stage assessment of negative impact, positive value and quality of support of caregiving in informal carers of older people. *Aging Ment Health* 2003;**7**:39–52. <https://doi.org/10.1080/1360786021000006956>
158. Ryff CD, Keyes CL. The structure of psychological well-being revisited. *J Pers Soc Psychol* 1995;**69**:719–27. <https://doi.org/10.1037/0022-3514.69.4.719>
159. Spruytte N, Van Audenhove C, Lammertyn F, Storms G. The quality of the caregiving relationship in informal care for older adults with dementia and chronic psychiatric patients. *Psychol Psychother* 2002;**75**:295–311. <https://doi.org/10.1348/147608302320365208>
160. Carver CS. You want to measure coping but your protocol's too long: consider the brief COPE. *Int J Behav Med* 1997;**4**:92–100. https://doi.org/10.1207/s15327558ijbm0401_6
161. Cooper C, Katona C, Livingston G. Validity and reliability of the brief COPE in carers of people with dementia: the LASER-AD Study. *J Nerv Ment Dis* 2008;**196**:838–43. <https://doi.org/10.1097/NMD.0b013e31818b504c>
162. Steffen AM, McKibbin C, Zeiss AM, Gallagher-Thompson D, Bandura A. The revised scale for caregiving self-efficacy: reliability and validity studies. *J Gerontol B Psychol Sci Soc Sci* 2002;**57**:P74–86. <https://doi.org/10.1093/geronb/57.1.P74>
163. Crellin N, Charlesworth G, Orrell M. Measuring family caregiver efficacy for managing behavioural and psychological symptoms in dementia: a psychometric evaluation. *Int Psychogeriatr* 2014;**26**:93–103.
164. Newsom JT, Rook KS, Nishishiba M, Sorkin DH, Mahan TL. Understanding the relative importance of positive and negative social exchanges: examining specific domains and appraisals. *J Gerontol B Psychol Sci Soc Sci* 2005;**60**:P304–12. <https://doi.org/10.1093/geronb/60.6.P304>
165. The Balance of Care Group in association with the National Audit Office. *Identifying Alternatives to Hospital for People with Dementia: Report of Findings*. London: National Audit Office; 2007.
166. Sampson EL, Blanchard MR, Jones L, Tookman A, King M. Dementia in the acute hospital: prospective cohort study of prevalence and mortality. *Br J Psychiatry* 2009;**195**:61–6. <https://doi.org/10.1192/bjp.bp.108.055335>

167. Department of Health. *National Service Framework for Mental Health: Modern Standards and Service Models*. London: Department of Health; 1999.
168. Martin F, Oyewole A, Moloney A. A randomized controlled trial of a high support hospital discharge team for elderly people. *Age Ageing* 1994;**23**:228–34. <https://doi.org/10.1093/ageing/23.3.228>
169. McCusker J, Verdon J. Do geriatric interventions reduce emergency department visits? A systematic review. *J Gerontol A Biol Sci Med Sci* 2006;**61**:53–62. <https://doi.org/10.1093/gerona/61.1.53>
170. Ratna L. Crisis intervention in psychogeriatrics: a two-year follow-up study. *Br J Psychiatry* 1982;**141**:296–301. <https://doi.org/10.1192/bjp.141.3.296>
171. Higgins JPT, Green S, editors. *Cochrane Handbook for Systematic Reviews of Interventions Version 5.1.0 [updated March 2011]*. The Cochrane Collaboration; 2011. URL: www.cochrane-handbook.org (accessed 7 November 2012).
172. Newcomer R, Spitalny M, Fox P, Yordi C. Effects of the Medicare Alzheimer's Disease Demonstration on the use of community-based services. *Health Serv Res* 1999;**34**:645–67.
173. Newcomer R, Miller R, Clay T, Fox P. Effects of the Medicare Alzheimer's disease demonstration on Medicare expenditures. *Health Care Financ Rev* 1999;**20**:45–65.
174. Pimouguet C, Lavaud T, Dartigues JF, Helmer C. Dementia case management effectiveness on health care costs and resource utilization: a systematic review of randomized controlled trials. *J Nutr Health Aging* 2010;**14**:669–76. <https://doi.org/10.1007/s12603-010-0314-4>
175. Somme D, Trouve H, Dramé M, Gagnon D, Couturier Y, Saint-Jean O. Analysis of case management programs for patients with dementia: a systematic review. *Alzheimers Dement* 2012;**8**:426–36. <https://doi.org/10.1016/j.jalz.2011.06.004>
176. Jansen AP, van Hout HP, Nijpels G, Rijmen F, Dröes RM, Pot AM, et al. Effectiveness of case management among older adults with early symptoms of dementia and their primary informal caregivers: a randomized clinical trial. *Int J Nurs Stud* 2011;**48**:933–43. <https://doi.org/10.1016/j.ijnurstu.2011.02.004>
177. Albert SM, Costa R, Merchant C, Small S, Jenders RA, Stern Y. Hospitalization and Alzheimer's disease: results from a community-based study. *J Gerontol A Biol Sci Med Sci* 1999;**54**:M267–71. <https://doi.org/10.1093/gerona/54.5.M267>
178. Nourhashémi F, Andrieu S, Sastres N, Ducassé JL, Lauque D, Sinclair AJ, et al. Descriptive analysis of emergency hospital admissions of patients with Alzheimer disease. *Alzheimer Dis Assoc Disord* 2001;**15**:21–5. <https://doi.org/10.1097/00002093-200101000-00003>
179. Andrieu S, Reynish E, Nourhashemi F, Shakespeare A, Moulias S, Ousset PJ, et al. Predictive factors of acute hospitalization in 134 patients with Alzheimer's disease: a one year prospective study. *Int J Geriatr Psychiatry* 2002;**17**:422–6. <https://doi.org/10.1002/gps.624>
180. Ibach B, Poljansky S, Barta W, Koller M, Wittmann M, Hajak G, Working Group Geriatric Psychiatry Germany. Patterns of referring of patients with frontotemporal lobar degeneration to psychiatric in- and out-patient services. Results from a prospective multicentre study. *Dement Geriatr Cogn Disord* 2004;**17**:269–73. <https://doi.org/10.1159/000077152>
181. Carter MW, Porell FW. Vulnerable populations at risk of potentially avoidable hospitalizations: the case of nursing home residents with Alzheimer's disease. *Am J Alzheimers Dis Other Dement* 2005;**20**:349–58. <https://doi.org/10.1177/153331750502000605>
182. Natalwala A, Potluri R, Uppal H, Heun R. Reasons for hospital admissions in dementia patients in Birmingham, UK, during 2002–7. *Dement Geriatr Cogn Disord* 2008;**26**:499–505. <https://doi.org/10.1159/000171044>

183. Malone D, Mucha L, McLaughlin T, Sklar A, Harley C. Increased risk of serious co-morbidities in a cohort of AD patients compared to a similar non-AD cohort. *Alzheimers Dement* 2009;**5**:4. <https://doi.org/10.1016/j.jalz.2009.04.381>
184. Tuppin P, Kusnik-Joinville O, Weill A, Ricordeau P, Allemand H. Primary health care use and reasons for hospital admissions in dementia patients in France: database study for 2007. *Dement Geriatr Cogn Disord* 2009;**28**:225–32. <https://doi.org/10.1159/000238394>
185. Orrell M, Bebbington P. Life events and senile dementia. I. Admission, deterioration and social environment change. *Psychol Med* 1995;**25**:373–86. <https://doi.org/10.1017/S0033291700036278>
186. Phelan EA, Borson S, Grothaus L, Balch S, Larson EB. Association of incident dementia with hospitalizations. *JAMA* 2012;**307**:165–72. <https://doi.org/10.1001/jama.2011.1964>
187. National Audit Office. *Improving Services and Support for People with Dementia*. London: National Audit Office; 2007.
188. Royal College of Psychiatrists. *Report of the National Audit of Dementia Care in General Hospitals*. London: Royal College of Psychiatrists; 2011.
189. Doyle H, Varian J. Crisis intervention in psychogeriatrics: a round the clock commitment? *Int J Geriatr Psychiatry* 1994;**9**:65–72. <https://doi.org/10.1002/gps.930090114>
190. Dibben C, Saeed H, Stagias K, Khandaker GM, Rubinsztein JS. Crisis resolution and home treatment teams for older people with mental illness. *Psychiatr Bull* 2008;**32**:268–70. <https://doi.org/10.1192/pb.bp.107.018218>
191. Cooper C, Regan C, Tandy AR, Johnson S, Livingston G. Acute mental health care for older people by crisis resolution teams in England. *Int J Geriatr Psychiatry* 2007;**22**:263–5. <https://doi.org/10.1002/gps.1650>
192. Michon A. [Crisis intervention in dementia.] *Psychol Neuropsychiatr Vieil* 2006;**4**:121–5.
193. Parker J. Crisis intervention: a practice model for people who have dementia and their carers. *Pract Soc Work Action* 2007;**19**:115–26. <https://doi.org/10.1080/09503150701393635>
194. Department of Health. *The Mental Health Policy Implementation Guide*. London: Department of Health; 2001.
195. Department of Health. *Securing Mental Health for Older Adults*. London: Department of Health; 2004.
196. Sainsbury P, Costain WR, Grad J. The Effects of a Community Service on the Referral and Admission Rates of Elderly Psychiatric Patients. In *Psychiatric Disorders in the Aged*. Manchester: Geigy; 1965. p. 225.
197. Great Britain. *Mental Health Act 2007*. London: The Stationery Office; 2007.
198. Yaffe K, Fox P, Newcomer R, Sands L, Lindquist K, Dane K, Covinsky KE. Patient and caregiver characteristics and nursing home placement in patients with dementia. *JAMA* 2002;**287**:2090–7. <https://doi.org/10.1001/jama.287.16.2090>
199. Gaugler JE, Kane RL, Newcomer R. Resilience and transitions from dementia caregiving. *J Gerontol B Psychol Sci Soc Sci* 2007;**62**:P38–44. <https://doi.org/10.1093/geronb/62.1.P38>
200. Smith GE, O'Brien PC, Ivnik RJ, Kokmen E, Tangalos EG. Prospective analysis of risk factors for nursing home placement of dementia patients. *Neurology* 2001;**57**:1467–73. <https://doi.org/10.1212/WNL.57.8.1467>
201. Spitznagel MB, Tremont G, Duncan Davis J, Foster SM. Psychosocial predictors of dementia caregiver desire to institutionalise: caregiver, care recipient, and family relationship factors. *J Geriatr Psychiatry Neurol* 2006;**19**:1:16–20. <https://doi.org/10.1177/0891988705284713>

202. Kim JM, Shin IS, Jeong SJ, Gormley N, Yoon JS. Predictors of institutionalization in patients with dementia in Korea. *Int J Geriatr Psychiatry* 2002;**17**:101–6. <https://doi.org/10.1002/gps.494>
203. Banerjee S, Murray J, Foley B, Atkins L, Schneider J, Mann A. Predictors of institutionalisation in people with dementia. *J Neurol Neurosurg Psychiatr* 2003;**74**:1315–16. <https://doi.org/10.1136/jnnp.74.9.1315>
204. Lappa M, Luck T, Brähler E, König HH, Riedel-Heller SG. Prediction of institutionalisation in dementia. A systematic review. *Dement Geriatr Cogn Disord* 2008;**26**:65–78. <https://doi.org/10.1159/000144027>
205. Pasquini M, Leys D, Rousseaux M, Pasquier F, Hénon H. Influence of cognitive impairment on the institutionalisation rate 3 years after a stroke. *J Neurol Neurosurg Psychiatr* 2007;**78**:56–9. <https://doi.org/10.1136/jnnp.2006.102533>
206. Toot S, Devine M, Orrell M. The effectiveness of crisis resolution/home treatment teams for older people with mental health problems: a systematic review and scoping exercise. *Int J Geriatr Psychiatry* 2011;**26**:1221–30. <https://doi.org/10.1002/gps.2686>
207. Wilkinson S. Focus groups in health research: exploring the meanings of health and illness. *J Health Psychol* 1998;**3**:329–48. <https://doi.org/10.1177/135910539800300304>
208. Tong A, Sainsbury P, Craig J. Consolidated criteria for reporting qualitative research (COREQ): a 32-item checklist for interviews and focus groups. *Int J Qual Health Care* 2007;**19**:349–57. <https://doi.org/10.1093/intqhc/mzm042>
209. Braun V, Clarke V. Using thematic analysis in psychology. *Qual Res Psychol* 2006;**3**:77–101. <https://doi.org/10.1191/1478088706qp063oa>
210. Fereday J, Muir-Cochrane E. Demonstrating rigor using thematic analysis: a hybrid approach of inductive and deductive coding and theme development. *Int J Qual Methods* 2006;**5**:1:1–11.
211. Parker J, Bradley G. *Transforming Social Work Practice in Assessment, Planning Intervention and Review*. Exeter: Learning Matters; 2003.
212. Toot S, Hoe J, Ledgerd R, Burnell K, Devine M, Orrell M. Causes of crises and appropriate interventions: the views of people with dementia, carers and healthcare professionals. *Aging Ment Health* 2013;**17**:328–35. <https://doi.org/10.1080/13607863.2012.732037>
213. Denson LA, Winefield HR, Beilby JJ. Discharge planning for long term care needs: the values and priorities of older people, their younger relatives and health professionals. *Scand J Caring Sci* 2012;**27**:1:3–12. <https://doi.org/10.1111/j.1471-6712.2012.00987.x>
214. Harmer BJ, Orrell M. What is meaningful activity for people with dementia living in care homes? A comparison of the views of older people with dementia, staff and family carers. *Aging Ment Health* 2008;**12**:548–58. <https://doi.org/10.1080/13607860802343019>
215. Skills for Care and Dementia UK. *Dementia: Workers & Carers Together. A Guide for Social Care Workers on Supporting Family And Friends Carers of People with Dementia*. 2012. URL: www.dementiauk.org/assets/files/what_we_do/uniting_carers/Dementia_Workers_and_Carers_Together.pdf (accessed 13 December 2013).
216. Department of Health. *Living Well with Dementia – The National Dementia Strategy: Joint Commissioning Framework for Dementia*. London: Department of Health; 2009.
217. Sörensen S, Duberstein P, Gill D, Pinquart M. Dementia care: mental health effects, intervention strategies, and clinical implications. *Lancet Neurol* 2006;**5**:961–73. [https://doi.org/10.1016/S1474-4422\(06\)70599-3](https://doi.org/10.1016/S1474-4422(06)70599-3)

218. Care Quality Commission. *Care Quality Commission Care Update Issue 2: March 2013*. 2013. URL: www.cqc.org.uk/sites/default/files/media/documents/cqc_care_update_issue_2.pdf (accessed 12 January 2013).
219. Rowe G, Poortinga W, Pidgeon N. A comparison of responses to internet and postal surveys in a public engagement context. *Sci Commun* 2006;**27**:352–75. <https://doi.org/10.1177/1075547005284668>
220. Eysenbach G, Wyatt J. Using the internet for surveys and health research. *J Med Internet Res* 2002;**4**:E13. <https://doi.org/10.2196/jmir.4.2.e13>

A decorative graphic consisting of numerous thin, parallel green lines that curve from the left side of the page towards the right, creating a sense of movement and depth.

EME
HS&DR
HTA
PGfAR
PHR

Part of the NIHR Journals Library
www.journalslibrary.nihr.ac.uk

This report presents independent research funded by the National Institute for Health Research (NIHR). The views expressed are those of the author(s) and not necessarily those of the NHS, the NIHR or the Department of Health

Published by the NIHR Journals Library